


Table of Contents


OEP_Total Entity: Total Entity	1
OEP_Total Entity: Total Entity	2
O_B0000: General University Operations Division	5
O_B0001: Office of the President Division	14
O_00021: Internal Audit	32
O_B1000: Academic Affairs Division	35
O_11001: Enhanced Oil Recovery Institute	38
O_C1000: Provost Subdivision	41
O_15002: Trustee's Education Initiative	56
O_C1030: Honors College Subdivision	137
O_C1040: Haub School of Environment & Natural Resources Subdivision	143
O_C1050: School of Energy Resources Subdivision	149
O_C1200: College of Agriculture & Natural Resources Subdivision	158
O_C1300: College of Arts & Sciences Subdivision	218
O_C1400: College of Business Subdivision	305
O_C1500: College of Education Subdivision	329
O_C1600: College of Engineering & Applied Science General Subdivision	350
O_C1700: College of Health Sciences Subdivision	377
O_C1800: College of Law Subdivision	425
O_C1900: University Libraries Subdivision	437
O_B2000: Administration Division	449
O_E2000: Administration Department	452
O_E2100: Budget & Institutional Planning Department	461
O_C2200: AVP of Fiscal Administration Subdivision	473
O_C2300: Human Resources Subdivision	500
O_C2400: Auxiliary Services Subdivision	506
O_C2500: University Police Subdivision	539
O_C2600: University Operations Subdivision	545
O_B3000: Student Affairs Division	623
O_B4000: Information Technology Division	692
O_50001: Institutional Advancement & UW Foundation	713
O_B6000: Public Relations and Institutional Marketing Division	716
O_B7000: Research & Economic Development Division	725
O_B8000: General Counsel Division	776
O_B9000: Intercollegiate Athletics Division	788





1
2 OEP_Total Entity: Total Entity
3 Board of Trustees Report
4 OEP_Total Entity Total Entity
5


			FY18	FY19	Variance	
			Budget	Budget	FY18 Budget to FY19 Budget	
6	Fund Class - Source	Summary Level Natural Accounts	Actual through March			
7	FC_105 Unrestricted Operating Class	A_A4000 Operating Revenues	(133,679,279)	(110,223,382)	(133,634,687)	44,592
8		A_A5000 Non Operating Revenues Total	(212,718,769)	(183,206,770)	(215,906,618)	(3,187,849)
9		Total_Revenue Revenue	(346,398,048)	(293,430,152)	(349,541,305)	(3,143,257)
10		A_A6000 Operating Expenses	324,221,789	236,566,151	327,322,140	3,100,351
11		A_A7000 Non Operating Expenses	13,365,395	3,678,506	21,021,608	7,656,213
12		Total_Expenses Expenses	337,587,184	240,244,657	348,343,748	10,756,565
13		Statement of Activities Net Result	(8,810,865)	(53,185,495)	(1,197,557)	7,613,308
14	FC_B20 Designated Op	A_A4000 Operating Revenues	(6,711,685)	(7,007,494)	(18,813,859)	(12,102,174)
15		A_A5000 Non Operating Revenues Total	(7,158,956)	(4,957,527)	(6,940,187)	218,769
16		Total_Revenue Revenue	(13,870,641)	(11,965,020)	(25,754,046)	(11,883,405)
17		A_A6000 Operating Expenses	14,512,428	11,499,997	30,941,324	16,428,896
18		A_A7000 Non Operating Expenses	(1,087,109)	1,070,657	(5,658,309)	(4,571,200)
19		Total_Expenses Expenses	13,425,320	12,570,654	25,283,015	11,857,696
20		Statement of Activities Net Result	(445,322)	605,634	(471,031)	(25,709)
21	FC_B30 Restr Expendable Op	A_A4000 Operating Revenues	-	18,917,750	22,360,142	22,360,142
22		A_A5000 Non Operating Revenues Total	-	(25,826,696)	(50,899,822)	(50,899,822)
23		Total_Revenue Revenue	-	(6,908,946)	(28,539,680)	(28,539,680)
24		A_A6000 Operating Expenses	-	13,579,847	26,528,899	26,528,899
25		A_A7000 Non Operating Expenses	-	194,063	2,010,781	2,010,781
26		Total_Expenses Expenses	-	13,773,910	28,539,680	28,539,680
27		Statement of Activities Net Result	-	6,864,964	0	0
28	FC_B35 Restr Expendable Non Op	A_A4000 Operating Revenues	-	(1,457)	165,400	165,400
29		A_A5000 Non Operating Revenues Total	-	(423,007)	(290,400)	(290,400)
30		Total_Revenue Revenue	-	(424,465)	(125,000)	(125,000)
31		A_A6000 Operating Expenses	-	24,564	19,000	19,000
32		A_A7000 Non Operating Expenses	-	(8,289,203)	106,000	106,000
33		Total_Expenses Expenses	-	(8,264,639)	125,000	125,000
34		Statement of Activities Net Result	-	(8,689,103)	-	-
35	FC_B40 Restr Grants	A_A4000 Operating Revenues	-	(137,722,758)	(148,207,247)	(148,207,247)
36		A_A5000 Non Operating Revenues Total	-	(8,108,862)	24,648,792	24,648,792
37		Total_Revenue Revenue	-	(145,831,620)	(123,558,456)	(123,558,456)
38		A_A6000 Operating Expenses	-	103,755,088	89,831,329	89,831,329
39		A_A7000 Non Operating Expenses	-	122,173	2,224,882	2,224,882
40		Total_Expenses Expenses	-	103,877,261	92,056,211	92,056,211
41		Statement of Activities Net Result	-	(41,954,359)	(31,502,245)	(31,502,245)
42	FC_B45 Restr Govt Funds	A_A4000 Operating Revenues	-	(163,199)	(217,600)	(217,600)
43		A_A5000 Non Operating Revenues Total	-	(1,572)	(3,278,700)	(3,278,700)
44		Total_Revenue Revenue	-	(164,771)	(3,496,300)	(3,496,300)
45		A_A6000 Operating Expenses	-	-	-	-
46		A_A7000 Non Operating Expenses	-	3,302,223	3,496,300	3,496,300
47		Total_Expenses Expenses	-	3,302,223	3,496,300	3,496,300
48		Statement of Activities Net Result	-	3,137,452	-	-


	A	B	C	D	E	F	
1							
2	OEP_Total Entity: Total Entity						
3	Board of Trustees Report						
4	OEP_Total Entity: Total Entity						
5			FY18		FY19		
6	Fund Class - Source	Summary Level Natural Accounts	Budget	Actual through March	Budget	Variance FY18 Budget to FY19 Budget	
7	FC_105 Unrestricted Operating Class	A_B4000 Tuition & Educational Fees	(66,626,917)	(64,277,862)	(71,895,220)	(5,268,303)	
8		A_B4100 Sales of Goods & Services	(50,199,919)	(37,947,305)	(40,491,384)	9,708,535	
9		A_B4300 Grants & Contracts	(4,827,369)	(257,493)	(1,530,991)	3,296,378	
10		A_43501 Federal Appropriations	-	-	-	-	
11		A_B4400 Other Operating Revenue	(12,025,075)	(7,740,722)	(19,717,093)	(7,692,018)	
12		A_B5000 Non Operating Revenues	-	-	(121,000)	(121,000)	
13		A_B5100 Appropriations	(201,847,878)	(181,148,668)	(206,114,718)	(4,266,840)	
14		A_B5300 Gifts	(5,103,922)	(438,193)	(5,002,518)	101,404	
15		A_B5500 Investment Income	(1,105,896)	(1,327,850)	(2,582,000)	(1,476,104)	
16		A_B5600 Other Non Operating Revenues	(4,661,073)	(292,059)	(2,086,382)	2,574,691	
17		Total_Revenue Revenue	(346,398,048)	(293,430,152)	(349,541,305)	(3,143,257)	
18		A_B6000 Salaries, Wages & Benefits	236,693,734	174,520,304	247,629,034	10,935,300	
19		A_B6200 Services & Fees	20,235,553	10,480,992	14,194,895	(6,040,658)	
20		A_B6300 Travel	8,720,432	5,782,661	7,692,950	(1,027,483)	
21		A_B6400 Supplies	30,732,253	25,212,531	28,747,210	(1,985,043)	
22		A_B6450 Utilities	13,612,276	7,824,391	11,894,188	(1,718,088)	
23		A_B6500 Repairs & Maintenance	5,928,095	5,431,608	5,334,744	(593,351)	
24		A_B6550 Rentals & Leases	1,661,907	945,444	1,833,727	171,820	
25		A_B6575 Interest Expense	4,807	664	4,797	(10)	
26		A_B6600 Claims & Judgements	450,000	398,805	393,361	(56,639)	
27		A_B6650 Other Expense	5,961,604	5,765,137	9,276,911	3,315,307	
28		A_B6700 Subcontracts	110,385	67,414	184,482	74,097	
29		A_B6900 Depreciation & Amortization	110,741	136,199	135,841	25,100	
30		A_B7000 Capital Expense	-	2,511,379	498,455	498,455	
31		A_B7200 Discontinued Operations	-	-	-	-	
32		A_B7500 Other Non Operating Expenses	8,793,928	31,247	426,000	(8,367,928)	
33		A_B7600 Internal Allocations & Sales	(9,276,546)	(1,305,051)	(4,857,832)	4,418,714	
34		A_B7700 Funding Tranfers	13,848,013	2,440,931	24,954,985	11,106,972	
35		Total_Expenses Expenses	337,587,184	240,244,657	348,343,748	10,756,565	
36		Statement of Activities Net Result	(8,810,865)	(53,185,495)	(1,197,557)	7,613,308	
37		FC_B20 Designated Op	A_B4000 Tuition & Educational Fees	(956,541)	(5,400,779)	(8,346,646)	(7,390,104)
38			A_B4100 Sales of Goods & Services	(61,382)	(556,047)	(1,128,432)	(1,067,050)
39			A_B4300 Grants & Contracts	(4,297,536)	(40,931)	(5,567,206)	(1,269,670)
40			A_43501 Federal Appropriations	-	-	-	-
41			A_B4400 Other Operating Revenue	(1,396,226)	(1,009,737)	(3,771,576)	(2,375,349)
42			A_B5000 Non Operating Revenues	-	-	-	-
43	A_B5100 Appropriations		(5,698,855)	(4,959,031)	(5,784,887)	(86,032)	
44	A_B5300 Gifts		(19,520)	1,587	-	19,520	
45	A_B5500 Investment Income		-	-	-	-	
46	A_B5600 Other Non Operating Revenues		(1,440,581)	(83)	(1,155,300)	285,281	
47	Total_Revenue Revenue		(13,870,641)	(11,965,020)	(25,754,046)	(11,883,405)	
48	A_B6000 Salaries, Wages & Benefits		6,273,909	6,830,361	12,475,170	6,201,261	
49	A_B6200 Services & Fees		1,999,358	1,831,539	3,814,186	1,814,828	
50	A_B6300 Travel		474,589	395,164	1,593,507	1,118,919	
51	A_B6400 Supplies		4,217,981	1,598,031	7,769,375	3,551,394	
52	A_B6450 Utilities		300	2,354	1,556	1,256	
53	A_B6500 Repairs & Maintenance		287,286	87,275	1,377,600	1,090,314	
54	A_B6550 Rentals & Leases		38,106	144,236	178,795	140,689	
55	A_B6575 Interest Expense		-	-	11	11	
56	A_B6600 Claims & Judgements		-	-	-	-	
57	A_B6650 Other Expense		1,189,900	558,404	3,486,962	2,297,062	
58	A_B6700 Subcontracts		31,000	43,450	244,161	213,161	
59	A_B6900 Depreciation & Amortization		-	9,183	-	-	
60	A_B7000 Capital Expense		-	633,530	1,700,255	1,700,255	
61	A_B7200 Discontinued Operations		-	-	-	-	
62	A_B7500 Other Non Operating Expenses		10,000	3,984	-	(10,000)	
63	A_B7600 Internal Allocations & Sales		(178,700)	(146,049)	504,698	683,398	
64	A_B7700 Funding Tranfers		(918,409)	579,192	(7,863,262)	(6,944,853)	
65	Total_Expenses Expenses		13,425,320	12,570,654	25,283,015	11,857,696	
66	Statement of Activities Net Result		(445,322)	605,634	(471,031)	(25,709)	


	A	B	C	D	E	F
1						
2	OEP_Total Entity: Total Entity					
3	Board of Trustees Report					
4	OEP_Total Entity: Total Entity					
5				FY18	FY19	
6	Fund Class - Source	Summary Level Natural Accounts	Budget	Actual through March	Budget	Variance FY18 Budget to FY19 Budget
67		A_B4000 Tuition & Educational Fees	-	18,917,750	22,360,142	22,360,142
68		A_B4100 Sales of Goods & Services	-	-	-	-
69		A_B4300 Grants & Contracts	-	-	-	-
70		A_43501 Federal Appropriations	-	-	-	-
71		A_B4400 Other Operating Revenue	-	-	-	-
72		A_B5000 Non Operating Revenues	-	-	-	-
73		A_B5100 Appropriations	-	(9,160,113)	(11,827,012)	(11,827,012)
74		A_B5300 Gifts	-	(16,666,583)	(39,072,810)	(39,072,810)
75		A_B5500 Investment Income	-	-	-	-
76		A_B5600 Other Non Operating Revenues	-	-	-	-
77		Total_Revenue Revenue	-	(6,908,946)	(28,539,680)	(28,539,680)
78		A_B6000 Salaries, Wages & Benefits	-	8,965,892	14,356,520	14,356,520
79		A_B6200 Services & Fees	-	1,318,426	2,946,035	2,946,035
80		A_B6300 Travel	-	1,050,233	3,026,973	3,026,973
81	FC_B30 Restr Expendable Op	A_B6400 Supplies	-	1,539,589	2,688,064	2,688,064
82		A_B6450 Utilities	-	75,296	103,150	103,150
83		A_B6500 Repairs & Maintenance	-	19,417	1,145,754	1,145,754
84		A_B6550 Rentals & Leases	-	115,501	152,945	152,945
85		A_B6575 Interest Expense	-	-	-	-
86		A_B6600 Claims & Judgements	-	-	-	-
87		A_B6650 Other Expense	-	478,110	2,105,551	2,105,551
88		A_B6700 Subcontracts	-	16,731	3,907	3,907
89		A_B6900 Depreciation & Amortization	-	652	-	-
90		A_B7000 Capital Expense	-	63,118	1,106,500	1,106,500
91		A_B7200 Discontinued Operations	-	-	-	-
92		A_B7500 Other Non Operating Expenses	-	-	-	-
93		A_B7600 Internal Allocations & Sales	-	130,241	915,529	915,529
94		A_B7700 Funding Tranfers	-	704	(11,248)	(11,248)
95			Total_Expenses Expenses	-	13,773,910	28,539,680
96		Statement of Activities Net Result	-	6,864,964	0	0
97		A_B4000 Tuition & Educational Fees	-	-	168,500	168,500
98		A_B4100 Sales of Goods & Services	-	-	-	-
99		A_B4300 Grants & Contracts	-	-	-	-
100		A_43501 Federal Appropriations	-	-	-	-
101		A_B4400 Other Operating Revenue	-	(1,457)	(3,100)	(3,100)
102		A_B5000 Non Operating Revenues	-	-	-	-
103		A_B5100 Appropriations	-	-	-	-
104		A_B5300 Gifts	-	(358,579)	(185,028)	(185,028)
105		A_B5500 Investment Income	-	-	-	-
106		A_B5600 Other Non Operating Revenues	-	(64,429)	(105,372)	(105,372)
107		Total_Revenue Revenue	-	(424,465)	(125,000)	(125,000)
108		A_B6000 Salaries, Wages & Benefits	-	-	6,000	6,000
109		A_B6200 Services & Fees	-	6,000	-	-
110		A_B6300 Travel	-	-	1,000	1,000
111	FC_B35 Restr Expendable Non Op	A_B6400 Supplies	-	5,863	11,500	11,500
112		A_B6450 Utilities	-	-	-	-
113		A_B6500 Repairs & Maintenance	-	12,701	-	-
114		A_B6550 Rentals & Leases	-	-	-	-
115		A_B6575 Interest Expense	-	-	-	-
116		A_B6600 Claims & Judgements	-	-	-	-
117		A_B6650 Other Expense	-	-	500	500
118		A_B6700 Subcontracts	-	-	-	-
119		A_B6900 Depreciation & Amortization	-	-	-	-
120		A_B7000 Capital Expense	-	1,365,453	-	-
121		A_B7200 Discontinued Operations	-	-	-	-
122		A_B7500 Other Non Operating Expenses	-	70,697	106,000	106,000
123		A_B7600 Internal Allocations & Sales	-	(9,725,353)	-	-
124		A_B7700 Funding Tranfers	-	-	-	-
125			Total_Expenses Expenses	-	(8,264,639)	125,000
126		Statement of Activities Net Result	-	(8,689,103)	-	-


	A	B	C	D	E	F	
1							
2	OEP_Total Entity: Total Entity						
3	Board of Trustees Report						
4	OEP_Total Entity: Total Entity						
5			FY18		FY19		
6	Fund Class - Source	Summary Level Natural Accounts	Budget	Actual through March	Budget	Variance FY18 Budget to FY19 Budget	
127	FC_B40 Restr Grants	A_B4000 Tuition & Educational Fees	-	-	23,002,740	23,002,740	
128		A_B4100 Sales of Goods & Services	-	-	-	-	
129		A_B4300 Grants & Contracts	-	(137,722,758)	(171,209,987)	(171,209,987)	
130		A_43501 Federal Appropriations	-	-	-	-	
131		A_B4400 Other Operating Revenue	-	-	-	-	
132		A_B5000 Non Operating Revenues	-	-	-	-	
133		A_B5100 Appropriations	-	-	-	-	
134		A_B5300 Gifts	-	-	(54,636)	(54,636)	
135		A_B5500 Investment Income	-	-	-	-	
136		A_B5600 Other Non Operating Revenues	-	(8,108,862)	24,703,427	24,703,427	
137		Total_Revenue Revenue	-	(145,831,620)	(123,558,456)	(123,558,456)	
138		A_B6000 Salaries, Wages & Benefits	-	29,000,949	47,930,347	47,930,347	
139		A_B6200 Services & Fees	-	3,309,768	11,432,642	11,432,642	
140		A_B6300 Travel	-	2,118,070	7,637,349	7,637,349	
141		A_B6400 Supplies	-	3,156,590	18,185,870	18,185,870	
142		A_B6450 Utilities	-	35,844	-	-	
143		A_B6500 Repairs & Maintenance	-	229,801	-	-	
144		A_B6550 Rentals & Leases	-	451,251	4,142,373	4,142,373	
145		A_B6575 Interest Expense	-	-	-	-	
146		A_B6600 Claims & Judgements	-	-	-	-	
147		A_B6650 Other Expense	-	59,438,456	397,075	397,075	
148		A_B6700 Subcontracts	-	5,994,085	105,674	105,674	
149		A_B6900 Depreciation & Amortization	-	20,275	-	-	
150		A_B7000 Capital Expense	-	106,909	-	-	
151		A_B7200 Discontinued Operations	-	-	-	-	
152		A_B7500 Other Non Operating Expenses	-	15,449	2,224,882	2,224,882	
153		A_B7600 Internal Allocations & Sales	-	(186)	-	-	
154		A_B7700 Funding Tranfers	-	-	-	-	
155		Total_Expenses Expenses	-	103,877,261	92,056,211	92,056,211	
156		Statement of Activities Net Result	-	(41,954,359)	(31,502,245)	(31,502,245)	
157		FC_B45 Restr Govt Funds	A_B4000 Tuition & Educational Fees	-	-	-	-
158			A_B4100 Sales of Goods & Services	-	-	-	-
159	A_B4300 Grants & Contracts		-	-	-	-	
160	A_43501 Federal Appropriations		-	-	-	-	
161	A_B4400 Other Operating Revenue		-	(163,199)	(217,600)	(217,600)	
162	A_B5000 Non Operating Revenues		-	-	-	-	
163	A_B5100 Appropriations		-	-	-	-	
164	A_B5300 Gifts		-	-	(3,275,700)	(3,275,700)	
165	A_B5500 Investment Income		-	-	-	-	
166	A_B5600 Other Non Operating Revenues		-	(1,572)	(3,000)	(3,000)	
167	Total_Revenue Revenue		-	(164,771)	(3,496,300)	(3,496,300)	
168	A_B6000 Salaries, Wages & Benefits		-	-	-	-	
169	A_B6200 Services & Fees		-	-	-	-	
170	A_B6300 Travel		-	-	-	-	
171	A_B6400 Supplies		-	-	-	-	
172	A_B6450 Utilities		-	-	-	-	
173	A_B6500 Repairs & Maintenance		-	-	-	-	
174	A_B6550 Rentals & Leases		-	-	-	-	
175	A_B6575 Interest Expense		-	-	-	-	
176	A_B6600 Claims & Judgements		-	-	-	-	
177	A_B6650 Other Expense		-	-	-	-	
178	A_B6700 Subcontracts		-	-	-	-	
179	A_B6900 Depreciation & Amortization		-	-	-	-	
180	A_B7000 Capital Expense		-	-	-	-	
181	A_B7200 Discontinued Operations		-	-	-	-	
182	A_B7500 Other Non Operating Expenses		-	3,302,223	3,496,300	3,496,300	
183	A_B7600 Internal Allocations & Sales		-	-	-	-	
184	A_B7700 Funding Tranfers		-	-	-	-	
185	Total_Expenses Expenses		-	3,302,223	3,496,300	3,496,300	
186	Statement of Activities Net Result		-	3,137,452	-	-	


	A	B	C	D	E	F	
1							
2	O_B0000: General University Operations Division						
3	Board of Trustees Report						
4	O_B0000: General University Operations Division						
5				FY18	FY19		
6	Fund Class - Source	Summary Level Natural Accounts	Budget	Actual through March	Budget	Variance FY18 Budget to FY19 Budget	
7	FC_105 Unrestricted Operating Class	A_B4000 Tuition & Educational Fees	-	(59,515,468)	(61,242,407)	(61,242,407)	
8		A_B4100 Sales of Goods & Services	-	(7,241)	-	-	
9		A_B4300 Grants & Contracts	-	-	-	-	
10		A_43501 Federal Appropriations	-	-	-	-	
11		A_B4400 Other Operating Revenue	-	(282,649)	(13,365,000)	(13,365,000)	
12		A_B5000 Non Operating Revenues	-	-	-	-	
13		A_B5100 Appropriations	-	-	(169,842,086)	(169,842,086)	
14		A_B5300 Gifts	-	-	-	-	
15		A_B5500 Investment Income	-	(1,327,850)	(2,082,000)	(2,082,000)	
16		A_B5600 Other Non Operating Revenues	-	-	-	-	
17			Total_Revenue Revenue	-	(61,133,207)	(246,531,493)	(246,531,493)
18			A_B6000 Salaries, Wages & Benefits	-	307,145	5,503,954	5,503,954
19			A_B6200 Services & Fees	-	-	-	-
20			A_B6300 Travel	-	-	-	-
21			A_B6400 Supplies	-	-	-	-
22			A_B6450 Utilities	-	-	-	-
23			A_B6500 Repairs & Maintenance	-	-	-	-
24			A_B6550 Rentals & Leases	-	-	-	-
25			A_B6575 Interest Expense	-	-	-	-
26			A_B6600 Claims & Judgements	-	-	-	-
27			A_B6650 Other Expense	-	114,308	-	-
28			A_B6700 Subcontracts	-	-	-	-
29			A_B6900 Depreciation & Amortization	-	-	-	-
30			A_B7000 Capital Expense	-	-	-	-
31			A_B7200 Discontinued Operations	-	-	-	-
32			A_B7500 Other Non Operating Expenses	-	49,660	-	-
33			A_B7600 Internal Allocations & Sales	-	(856,791)	(1,141,216)	(1,141,216)
34			A_B7700 Funding Tranfers	-	428,000	5,726,206	5,726,206
35			Total_Expenses Expenses	-	42,322	10,088,944	10,088,944
36			Statement of Activities Net Result	-	(61,090,885)	(236,442,549)	(236,442,549)
37		FC_B20 Designated Op	A_B4000 Tuition & Educational Fees	-	-	-	-
38			A_B4100 Sales of Goods & Services	-	(1,764)	-	-
39			A_B4300 Grants & Contracts	-	-	(900,000)	(900,000)
40			A_43501 Federal Appropriations	-	-	-	-
41			A_B4400 Other Operating Revenue	-	(3,840)	-	-
42			A_B5000 Non Operating Revenues	-	-	-	-
43	A_B5100 Appropriations		-	-	-	-	
44	A_B5300 Gifts		-	-	-	-	
45	A_B5500 Investment Income		-	-	-	-	
46	A_B5600 Other Non Operating Revenues		-	-	-	-	
47			Total_Revenue Revenue	-	(5,604)	(900,000)	(900,000)
48			A_B6000 Salaries, Wages & Benefits	-	-	125,309	125,309
49			A_B6200 Services & Fees	-	-	-	-
50			A_B6300 Travel	-	-	-	-
51			A_B6400 Supplies	-	-	-	-
52			A_B6450 Utilities	-	-	-	-
53			A_B6500 Repairs & Maintenance	-	-	-	-
54			A_B6550 Rentals & Leases	-	-	-	-
55			A_B6575 Interest Expense	-	-	-	-
56			A_B6600 Claims & Judgements	-	-	-	-
57			A_B6650 Other Expense	-	-	-	-
58			A_B6700 Subcontracts	-	-	-	-
59			A_B6900 Depreciation & Amortization	-	-	-	-
60			A_B7000 Capital Expense	-	-	-	-
61			A_B7200 Discontinued Operations	-	-	-	-
62			A_B7500 Other Non Operating Expenses	-	-	-	-
63			A_B7600 Internal Allocations & Sales	-	-	-	-
64			A_B7700 Funding Tranfers	-	-	-	-
65			Total_Expenses Expenses	-	-	125,309	125,309
66			Statement of Activities Net Result	-	(5,604)	(774,691)	(774,691)

	A	B	C	D	E	F
1						
2	O_B0000: General University Operations Division					
3	Board of Trustees Report					
4	O_B0000: General University Operations Division					
5			FY18		FY19	
6	Fund Class - Source	Summary Level Natural Accounts	Budget	Actual through March	Budget	Variance FY18 Budget to FY19 Budget
67		A_B4000 Tuition & Educational Fees	-	-	-	-
68		A_B4100 Sales of Goods & Services	-	-	-	-
69		A_B4300 Grants & Contracts	-	-	-	-
70		A_43501 Federal Appropriations	-	-	-	-
71		A_B4400 Other Operating Revenue	-	-	-	-
72		A_B5000 Non Operating Revenues	-	-	-	-
73		A_B5100 Appropriations	-	-	-	-
74		A_B5300 Gifts	-	-	-	-
75		A_B5500 Investment Income	-	-	-	-
76		A_B5600 Other Non Operating Revenues	-	-	-	-
77		Total Revenue Revenue	-	-	-	-
78		A_B6000 Salaries, Wages & Benefits	-	-	-	-
79		A_B6200 Services & Fees	-	-	-	-
80		A_B6300 Travel	-	-	-	-
81	FC_B30 Restr	A_B6400 Supplies	-	258	-	-
82	Expendable Op	A_B6450 Utilities	-	-	-	-
83		A_B6500 Repairs & Maintenance	-	-	-	-
84		A_B6550 Rentals & Leases	-	-	-	-
85		A_B6575 Interest Expense	-	-	-	-
86		A_B6600 Claims & Judgements	-	-	-	-
87		A_B6650 Other Expense	-	-	-	-
88		A_B6700 Subcontracts	-	-	-	-
89		A_B6900 Depreciation & Amortization	-	-	-	-
90		A_B7000 Capital Expense	-	-	-	-
91		A_B7200 Discontinued Operations	-	-	-	-
92		A_B7500 Other Non Operating Expenses	-	-	-	-
93		A_B7600 Internal Allocations & Sales	-	-	-	-
94		A_B7700 Funding Tranfers	-	-	-	-
95		Total Expenses Expenses	-	258	-	-
96		Statement of Activities Net Result	-	258	-	-
97		A_B4000 Tuition & Educational Fees	-	-	-	-
98		A_B4100 Sales of Goods & Services	-	-	-	-
99		A_B4300 Grants & Contracts	-	-	-	-
100		A_43501 Federal Appropriations	-	-	-	-
101		A_B4400 Other Operating Revenue	-	-	-	-
102		A_B5000 Non Operating Revenues	-	-	-	-
103		A_B5100 Appropriations	-	-	-	-
104		A_B5300 Gifts	-	-	-	-
105		A_B5500 Investment Income	-	-	-	-
106		A_B5600 Other Non Operating Revenues	-	-	-	-
107		Total Revenue Revenue	-	-	-	-
108		A_B6000 Salaries, Wages & Benefits	-	-	-	-
109		A_B6200 Services & Fees	-	-	-	-
110		A_B6300 Travel	-	-	-	-
111	FC_B35 Restr	A_B6400 Supplies	-	-	-	-
112	Expendable	A_B6450 Utilities	-	-	-	-
113	Non Op	A_B6500 Repairs & Maintenance	-	-	-	-
114		A_B6550 Rentals & Leases	-	-	-	-
115		A_B6575 Interest Expense	-	-	-	-
116		A_B6600 Claims & Judgements	-	-	-	-
117		A_B6650 Other Expense	-	-	-	-
118		A_B6700 Subcontracts	-	-	-	-
119		A_B6900 Depreciation & Amortization	-	-	-	-
120		A_B7000 Capital Expense	-	-	-	-
121		A_B7200 Discontinued Operations	-	-	-	-
122		A_B7500 Other Non Operating Expenses	-	-	-	-
123		A_B7600 Internal Allocations & Sales	-	-	-	-
124		A_B7700 Funding Tranfers	-	-	-	-
125		Total Expenses Expenses	-	-	-	-
126		Statement of Activities Net Result	-	-	-	-


	A	B	C	D	E	F
1						
2	O_B0000: General University Operations Division					
3	Board of Trustees Report					
4	O_B0000: General University Operations Division					
5			FY18		FY19	
6	Fund Class - Source	Summary Level Natural Accounts	Budget	Actual through March	Budget	Variance FY18 Budget to FY19 Budget
127		A_B4000 Tuition & Educational Fees	-	-	-	-
128		A_B4100 Sales of Goods & Services	-	-	-	-
129		A_B4300 Grants & Contracts	-	-	-	-
130		A_43501 Federal Appropriations	-	-	-	-
131		A_B4400 Other Operating Revenue	-	-	-	-
132		A_B5000 Non Operating Revenues	-	-	-	-
133		A_B5100 Appropriations	-	-	-	-
134		A_B5300 Gifts	-	-	-	-
135		A_B5500 Investment Income	-	-	-	-
136		A_B5600 Other Non Operating Revenues	-	-	-	-
137		Total_Revenue Revenue	-	-	-	-
138		A_B6000 Salaries, Wages & Benefits	-	-	-	-
139		A_B6200 Services & Fees	-	-	-	-
140		A_B6300 Travel	-	-	-	-
141	FC_B40 Restr	A_B6400 Supplies	-	-	-	-
142	Grants	A_B6450 Utilities	-	-	-	-
143		A_B6500 Repairs & Maintenance	-	-	-	-
144		A_B6550 Rentals & Leases	-	-	-	-
145		A_B6575 Interest Expense	-	-	-	-
146		A_B6600 Claims & Judgements	-	-	-	-
147		A_B6650 Other Expense	-	-	-	-
148		A_B6700 Subcontracts	-	-	-	-
149		A_B6900 Depreciation & Amortization	-	-	-	-
150		A_B7000 Capital Expense	-	-	-	-
151		A_B7200 Discontinued Operations	-	-	-	-
152		A_B7500 Other Non Operating Expenses	-	-	-	-
153		A_B7600 Internal Allocations & Sales	-	-	-	-
154		A_B7700 Funding Tranfers	-	-	-	-
155		Total_Expenses Expenses	-	-	-	-
156		Statement of Activities Net Result	-	-	-	-
157		A_B4000 Tuition & Educational Fees	-	-	-	-
158		A_B4100 Sales of Goods & Services	-	-	-	-
159		A_B4300 Grants & Contracts	-	-	-	-
160		A_43501 Federal Appropriations	-	-	-	-
161		A_B4400 Other Operating Revenue	-	-	-	-
162		A_B5000 Non Operating Revenues	-	-	-	-
163		A_B5100 Appropriations	-	-	-	-
164		A_B5300 Gifts	-	-	-	-
165		A_B5500 Investment Income	-	-	-	-
166		A_B5600 Other Non Operating Revenues	-	-	-	-
167		Total_Revenue Revenue	-	-	-	-
168		A_B6000 Salaries, Wages & Benefits	-	-	-	-
169		A_B6200 Services & Fees	-	-	-	-
170		A_B6300 Travel	-	-	-	-
171	FC_B45 Restr	A_B6400 Supplies	-	-	-	-
172	Govt Funds	A_B6450 Utilities	-	-	-	-
173		A_B6500 Repairs & Maintenance	-	-	-	-
174		A_B6550 Rentals & Leases	-	-	-	-
175		A_B6575 Interest Expense	-	-	-	-
176		A_B6600 Claims & Judgements	-	-	-	-
177		A_B6650 Other Expense	-	-	-	-
178		A_B6700 Subcontracts	-	-	-	-
179		A_B6900 Depreciation & Amortization	-	-	-	-
180		A_B7000 Capital Expense	-	-	-	-
181		A_B7200 Discontinued Operations	-	-	-	-
182		A_B7500 Other Non Operating Expenses	-	-	-	-
183		A_B7600 Internal Allocations & Sales	-	-	-	-
184		A_B7700 Funding Tranfers	-	-	-	-
185		Total_Expenses Expenses	-	-	-	-
186		Statement of Activities Net Result	-	-	-	-

	A	B	C	D	E	F	
1							
2	O_00001: General University Operations						
3	Board of Trustees Report						
4	O_00001: General University Operations						
5				FY18	FY19		
6	Fund Class - Source	Summary Level Natural Accounts	Budget	Actual through March	Budget	Variance FY18 Budget to FY19 Budget	
7	FC_105 Unrestricted Operating Class	A_B4000 Tuition & Educational Fees	-	(59,515,468)	(61,242,407)	(61,242,407)	
8		A_B4100 Sales of Goods & Services	-	(7,241)	-	-	
9		A_B4300 Grants & Contracts	-	-	-	-	
10		A_43501 Federal Appropriations	-	-	-	-	
11		A_B4400 Other Operating Revenue	-	(282,649)	(13,365,000)	(13,365,000)	
12		A_B5000 Non Operating Revenues	-	-	-	-	
13		A_B5100 Appropriations	-	-	(169,842,086)	(169,842,086)	
14		A_B5300 Gifts	-	-	-	-	
15		A_B5500 Investment Income	-	(1,327,850)	(2,082,000)	(2,082,000)	
16		A_B5600 Other Non Operating Revenues	-	-	-	-	
17			Total_Revenue Revenue	-	(61,133,207)	(246,531,493)	(246,531,493)
18			A_B6000 Salaries, Wages & Benefits	-	307,145	5,503,954	5,503,954
19			A_B6200 Services & Fees	-	-	-	-
20			A_B6300 Travel	-	-	-	-
21			A_B6400 Supplies	-	-	-	-
22			A_B6450 Utilities	-	-	-	-
23			A_B6500 Repairs & Maintenance	-	-	-	-
24			A_B6550 Rentals & Leases	-	-	-	-
25			A_B6575 Interest Expense	-	-	-	-
26			A_B6600 Claims & Judgements	-	-	-	-
27			A_B6650 Other Expense	-	114,308	-	-
28			A_B6700 Subcontracts	-	-	-	-
29			A_B6900 Depreciation & Amortization	-	-	-	-
30			A_B7000 Capital Expense	-	-	-	-
31			A_B7200 Discontinued Operations	-	-	-	-
32			A_B7500 Other Non Operating Expenses	-	49,660	-	-
33			A_B7600 Internal Allocations & Sales	-	(856,791)	(1,141,216)	(1,141,216)
34			A_B7700 Funding Tranfers	-	428,000	5,726,206	5,726,206
35			Total_Expenses Expenses	-	42,322	10,088,944	10,088,944
36			Statement of Activities Net Result	-	(61,090,885)	(236,442,549)	(236,442,549)
37		FC_B20 Designated Op	A_B4000 Tuition & Educational Fees	-	-	-	-
38			A_B4100 Sales of Goods & Services	-	(1,764)	-	-
39			A_B4300 Grants & Contracts	-	-	(900,000)	(900,000)
40			A_43501 Federal Appropriations	-	-	-	-
41			A_B4400 Other Operating Revenue	-	(3,840)	-	-
42			A_B5000 Non Operating Revenues	-	-	-	-
43	A_B5100 Appropriations		-	-	-	-	
44	A_B5300 Gifts		-	-	-	-	
45	A_B5500 Investment Income		-	-	-	-	
46	A_B5600 Other Non Operating Revenues		-	-	-	-	
47			Total_Revenue Revenue	-	(5,604)	(900,000)	(900,000)
48			A_B6000 Salaries, Wages & Benefits	-	-	125,309	125,309
49			A_B6200 Services & Fees	-	-	-	-
50			A_B6300 Travel	-	-	-	-
51			A_B6400 Supplies	-	-	-	-
52			A_B6450 Utilities	-	-	-	-
53			A_B6500 Repairs & Maintenance	-	-	-	-
54			A_B6550 Rentals & Leases	-	-	-	-
55			A_B6575 Interest Expense	-	-	-	-
56			A_B6600 Claims & Judgements	-	-	-	-
57			A_B6650 Other Expense	-	-	-	-
58			A_B6700 Subcontracts	-	-	-	-
59			A_B6900 Depreciation & Amortization	-	-	-	-
60			A_B7000 Capital Expense	-	-	-	-
61			A_B7200 Discontinued Operations	-	-	-	-
62			A_B7500 Other Non Operating Expenses	-	-	-	-
63			A_B7600 Internal Allocations & Sales	-	-	-	-
64			A_B7700 Funding Tranfers	-	-	-	-
65			Total_Expenses Expenses	-	-	125,309	125,309
66			Statement of Activities Net Result	-	(5,604)	(774,691)	(774,691)


	A	B	C	D	E	F
1						
2	O_00001: General University Operations					
3	Board of Trustees Report					
4	O_00001: General University Operations					
5			FY18		FY19	
6	Fund Class - Source	Summary Level Natural Accounts	Budget	Actual through March	Budget	Variance FY18 Budget to FY19 Budget
67		A_B4000 Tuition & Educational Fees	-	-	-	-
68		A_B4100 Sales of Goods & Services	-	-	-	-
69		A_B4300 Grants & Contracts	-	-	-	-
70		A_43501 Federal Appropriations	-	-	-	-
71		A_B4400 Other Operating Revenue	-	-	-	-
72		A_B5000 Non Operating Revenues	-	-	-	-
73		A_B5100 Appropriations	-	-	-	-
74		A_B5300 Gifts	-	-	-	-
75		A_B5500 Investment Income	-	-	-	-
76		A_B5600 Other Non Operating Revenues	-	-	-	-
77		Total_Revenue Revenue	-	-	-	-
78		A_B6000 Salaries, Wages & Benefits	-	-	-	-
79		A_B6200 Services & Fees	-	-	-	-
80		A_B6300 Travel	-	-	-	-
81	FC_B30 Restr	A_B6400 Supplies	-	258	-	-
82	Expendable Op	A_B6450 Utilities	-	-	-	-
83		A_B6500 Repairs & Maintenance	-	-	-	-
84		A_B6550 Rentals & Leases	-	-	-	-
85		A_B6575 Interest Expense	-	-	-	-
86		A_B6600 Claims & Judgements	-	-	-	-
87		A_B6650 Other Expense	-	-	-	-
88		A_B6700 Subcontracts	-	-	-	-
89		A_B6900 Depreciation & Amortization	-	-	-	-
90		A_B7000 Capital Expense	-	-	-	-
91		A_B7200 Discontinued Operations	-	-	-	-
92		A_B7500 Other Non Operating Expenses	-	-	-	-
93		A_B7600 Internal Allocations & Sales	-	-	-	-
94		A_B7700 Funding Tranfers	-	-	-	-
95		Total_Expenses Expenses	-	258	-	-
96		Statement of Activities Net Result	-	258	-	-
97		A_B4000 Tuition & Educational Fees	-	-	-	-
98		A_B4100 Sales of Goods & Services	-	-	-	-
99		A_B4300 Grants & Contracts	-	-	-	-
100		A_43501 Federal Appropriations	-	-	-	-
101		A_B4400 Other Operating Revenue	-	-	-	-
102		A_B5000 Non Operating Revenues	-	-	-	-
103		A_B5100 Appropriations	-	-	-	-
104		A_B5300 Gifts	-	-	-	-
105		A_B5500 Investment Income	-	-	-	-
106		A_B5600 Other Non Operating Revenues	-	-	-	-
107		Total_Revenue Revenue	-	-	-	-
108		A_B6000 Salaries, Wages & Benefits	-	-	-	-
109		A_B6200 Services & Fees	-	-	-	-
110		A_B6300 Travel	-	-	-	-
111	FC_B35 Restr	A_B6400 Supplies	-	-	-	-
112	Expendable	A_B6450 Utilities	-	-	-	-
113	Non Op	A_B6500 Repairs & Maintenance	-	-	-	-
114		A_B6550 Rentals & Leases	-	-	-	-
115		A_B6575 Interest Expense	-	-	-	-
116		A_B6600 Claims & Judgements	-	-	-	-
117		A_B6650 Other Expense	-	-	-	-
118		A_B6700 Subcontracts	-	-	-	-
119		A_B6900 Depreciation & Amortization	-	-	-	-
120		A_B7000 Capital Expense	-	-	-	-
121		A_B7200 Discontinued Operations	-	-	-	-
122		A_B7500 Other Non Operating Expenses	-	-	-	-
123		A_B7600 Internal Allocations & Sales	-	-	-	-
124		A_B7700 Funding Tranfers	-	-	-	-
125		Total_Expenses Expenses	-	-	-	-
126		Statement of Activities Net Result	-	-	-	-


	A	B	C	D	E	F
1						
2	O_00001: General University Operations					
3	Board of Trustees Report					
4	O_00001: General University Operations					
5			FY18		FY19	
6	Fund Class - Source	Summary Level Natural Accounts	Budget	Actual through March	Budget	Variance FY18 Budget to FY19 Budget
127		A_B4000 Tuition & Educational Fees	-	-	-	-
128		A_B4100 Sales of Goods & Services	-	-	-	-
129		A_B4300 Grants & Contracts	-	-	-	-
130		A_43501 Federal Appropriations	-	-	-	-
131		A_B4400 Other Operating Revenue	-	-	-	-
132		A_B5000 Non Operating Revenues	-	-	-	-
133		A_B5100 Appropriations	-	-	-	-
134		A_B5300 Gifts	-	-	-	-
135		A_B5500 Investment Income	-	-	-	-
136		A_B5600 Other Non Operating Revenues	-	-	-	-
137		Total_Revenue Revenue	-	-	-	-
138		A_B6000 Salaries, Wages & Benefits	-	-	-	-
139		A_B6200 Services & Fees	-	-	-	-
140		A_B6300 Travel	-	-	-	-
141	FC_B40 Restr	A_B6400 Supplies	-	-	-	-
142	Grants	A_B6450 Utilities	-	-	-	-
143		A_B6500 Repairs & Maintenance	-	-	-	-
144		A_B6550 Rentals & Leases	-	-	-	-
145		A_B6575 Interest Expense	-	-	-	-
146		A_B6600 Claims & Judgements	-	-	-	-
147		A_B6650 Other Expense	-	-	-	-
148		A_B6700 Subcontracts	-	-	-	-
149		A_B6900 Depreciation & Amortization	-	-	-	-
150		A_B7000 Capital Expense	-	-	-	-
151		A_B7200 Discontinued Operations	-	-	-	-
152		A_B7500 Other Non Operating Expenses	-	-	-	-
153		A_B7600 Internal Allocations & Sales	-	-	-	-
154		A_B7700 Funding Tranfers	-	-	-	-
155		Total_Expenses Expenses	-	-	-	-
156		Statement of Activities Net Result	-	-	-	-
157		A_B4000 Tuition & Educational Fees	-	-	-	-
158		A_B4100 Sales of Goods & Services	-	-	-	-
159		A_B4300 Grants & Contracts	-	-	-	-
160		A_43501 Federal Appropriations	-	-	-	-
161		A_B4400 Other Operating Revenue	-	-	-	-
162		A_B5000 Non Operating Revenues	-	-	-	-
163		A_B5100 Appropriations	-	-	-	-
164		A_B5300 Gifts	-	-	-	-
165		A_B5500 Investment Income	-	-	-	-
166		A_B5600 Other Non Operating Revenues	-	-	-	-
167		Total_Revenue Revenue	-	-	-	-
168		A_B6000 Salaries, Wages & Benefits	-	-	-	-
169		A_B6200 Services & Fees	-	-	-	-
170		A_B6300 Travel	-	-	-	-
171	FC_B45 Restr	A_B6400 Supplies	-	-	-	-
172	Govt Funds	A_B6450 Utilities	-	-	-	-
173		A_B6500 Repairs & Maintenance	-	-	-	-
174		A_B6550 Rentals & Leases	-	-	-	-
175		A_B6575 Interest Expense	-	-	-	-
176		A_B6600 Claims & Judgements	-	-	-	-
177		A_B6650 Other Expense	-	-	-	-
178		A_B6700 Subcontracts	-	-	-	-
179		A_B6900 Depreciation & Amortization	-	-	-	-
180		A_B7000 Capital Expense	-	-	-	-
181		A_B7200 Discontinued Operations	-	-	-	-
182		A_B7500 Other Non Operating Expenses	-	-	-	-
183		A_B7600 Internal Allocations & Sales	-	-	-	-
184		A_B7700 Funding Tranfers	-	-	-	-
185		Total_Expenses Expenses	-	-	-	-
186		Statement of Activities Net Result	-	-	-	-


	A	B	C	D	E	F	
1							
2	O_00002: General University Operations CONVERSION						
3	Board of Trustees Report						
4	O_00002: General University Operations CONVERSION						
5			FY18		FY19		
6	Fund Class - Source	Summary Level Natural Accounts	Budget	Actual through March	Budget	Variance FY18 Budget to FY19 Budget	
7	FC_105 Unrestricted Operating Class	A_B4000 Tuition & Educational Fees	-	-	-	-	
8		A_B4100 Sales of Goods & Services	-	-	-	-	
9		A_B4300 Grants & Contracts	-	-	-	-	
10		A_43501 Federal Appropriations	-	-	-	-	
11		A_B4400 Other Operating Revenue	-	-	-	-	
12		A_B5000 Non Operating Revenues	-	-	-	-	
13		A_B5100 Appropriations	-	-	-	-	
14		A_B5300 Gifts	-	-	-	-	
15		A_B5500 Investment Income	-	-	-	-	
16		A_B5600 Other Non Operating Revenues	-	-	-	-	
17			Total Revenue Revenue	-	-	-	-
18			A_B6000 Salaries, Wages & Benefits	-	-	-	-
19			A_B6200 Services & Fees	-	-	-	-
20			A_B6300 Travel	-	-	-	-
21			A_B6400 Supplies	-	-	-	-
22			A_B6450 Utilities	-	-	-	-
23			A_B6500 Repairs & Maintenance	-	-	-	-
24			A_B6550 Rentals & Leases	-	-	-	-
25			A_B6575 Interest Expense	-	-	-	-
26			A_B6600 Claims & Judgements	-	-	-	-
27			A_B6650 Other Expense	-	-	-	-
28			A_B6700 Subcontracts	-	-	-	-
29			A_B6900 Depreciation & Amortization	-	-	-	-
30			A_B7000 Capital Expense	-	-	-	-
31			A_B7200 Discontinued Operations	-	-	-	-
32			A_B7500 Other Non Operating Expenses	-	-	-	-
33			A_B7600 Internal Allocations & Sales	-	-	-	-
34			A_B7700 Funding Tranfers	-	-	-	-
35			Total Expenses Expenses	-	-	-	-
36			Statement of Activities Net Result	-	-	-	-
37		FC_B20 Designated Op	A_B4000 Tuition & Educational Fees	-	-	-	-
38			A_B4100 Sales of Goods & Services	-	-	-	-
39			A_B4300 Grants & Contracts	-	-	-	-
40			A_43501 Federal Appropriations	-	-	-	-
41			A_B4400 Other Operating Revenue	-	-	-	-
42			A_B5000 Non Operating Revenues	-	-	-	-
43	A_B5100 Appropriations		-	-	-	-	
44	A_B5300 Gifts		-	-	-	-	
45	A_B5500 Investment Income		-	-	-	-	
46	A_B5600 Other Non Operating Revenues		-	-	-	-	
47			Total Revenue Revenue	-	-	-	-
48			A_B6000 Salaries, Wages & Benefits	-	-	-	-
49			A_B6200 Services & Fees	-	-	-	-
50			A_B6300 Travel	-	-	-	-
51			A_B6400 Supplies	-	-	-	-
52			A_B6450 Utilities	-	-	-	-
53			A_B6500 Repairs & Maintenance	-	-	-	-
54			A_B6550 Rentals & Leases	-	-	-	-
55			A_B6575 Interest Expense	-	-	-	-
56			A_B6600 Claims & Judgements	-	-	-	-
57			A_B6650 Other Expense	-	-	-	-
58			A_B6700 Subcontracts	-	-	-	-
59			A_B6900 Depreciation & Amortization	-	-	-	-
60			A_B7000 Capital Expense	-	-	-	-
61			A_B7200 Discontinued Operations	-	-	-	-
62			A_B7500 Other Non Operating Expenses	-	-	-	-
63			A_B7600 Internal Allocations & Sales	-	-	-	-
64			A_B7700 Funding Tranfers	-	-	-	-
65			Total Expenses Expenses	-	-	-	-
66			Statement of Activities Net Result	-	-	-	-


	A	B	C	D	E	F
1						
2	O_00002: General University Operations CONVERSION					
3	Board of Trustees Report					
4	O_00002: General University Operations CONVERSION					
5			FY18		FY19	
6	Fund Class - Source	Summary Level Natural Accounts	Budget	Actual through March	Budget	Variance FY18 Budget to FY19 Budget
67		A_B4000 Tuition & Educational Fees	-	-	-	-
68		A_B4100 Sales of Goods & Services	-	-	-	-
69		A_B4300 Grants & Contracts	-	-	-	-
70		A_43501 Federal Appropriations	-	-	-	-
71		A_B4400 Other Operating Revenue	-	-	-	-
72		A_B5000 Non Operating Revenues	-	-	-	-
73		A_B5100 Appropriations	-	-	-	-
74		A_B5300 Gifts	-	-	-	-
75		A_B5500 Investment Income	-	-	-	-
76		A_B5600 Other Non Operating Revenues	-	-	-	-
77		Total_Revenue Revenue	-	-	-	-
78		A_B6000 Salaries, Wages & Benefits	-	-	-	-
79		A_B6200 Services & Fees	-	-	-	-
80		A_B6300 Travel	-	-	-	-
81	FC_B30 Restr	A_B6400 Supplies	-	-	-	-
82	Expendable Op	A_B6450 Utilities	-	-	-	-
83		A_B6500 Repairs & Maintenance	-	-	-	-
84		A_B6550 Rentals & Leases	-	-	-	-
85		A_B6575 Interest Expense	-	-	-	-
86		A_B6600 Claims & Judgements	-	-	-	-
87		A_B6650 Other Expense	-	-	-	-
88		A_B6700 Subcontracts	-	-	-	-
89		A_B6900 Depreciation & Amortization	-	-	-	-
90		A_B7000 Capital Expense	-	-	-	-
91		A_B7200 Discontinued Operations	-	-	-	-
92		A_B7500 Other Non Operating Expenses	-	-	-	-
93		A_B7600 Internal Allocations & Sales	-	-	-	-
94		A_B7700 Funding Tranfers	-	-	-	-
95		Total_Expenses Expenses	-	-	-	-
96		Statement of Activities Net Result	-	-	-	-
97		A_B4000 Tuition & Educational Fees	-	-	-	-
98		A_B4100 Sales of Goods & Services	-	-	-	-
99		A_B4300 Grants & Contracts	-	-	-	-
100		A_43501 Federal Appropriations	-	-	-	-
101		A_B4400 Other Operating Revenue	-	-	-	-
102		A_B5000 Non Operating Revenues	-	-	-	-
103		A_B5100 Appropriations	-	-	-	-
104		A_B5300 Gifts	-	-	-	-
105		A_B5500 Investment Income	-	-	-	-
106		A_B5600 Other Non Operating Revenues	-	-	-	-
107		Total_Revenue Revenue	-	-	-	-
108		A_B6000 Salaries, Wages & Benefits	-	-	-	-
109		A_B6200 Services & Fees	-	-	-	-
110		A_B6300 Travel	-	-	-	-
111	FC_B35 Restr	A_B6400 Supplies	-	-	-	-
112	Expendable Non Op	A_B6450 Utilities	-	-	-	-
113		A_B6500 Repairs & Maintenance	-	-	-	-
114		A_B6550 Rentals & Leases	-	-	-	-
115		A_B6575 Interest Expense	-	-	-	-
116		A_B6600 Claims & Judgements	-	-	-	-
117		A_B6650 Other Expense	-	-	-	-
118		A_B6700 Subcontracts	-	-	-	-
119		A_B6900 Depreciation & Amortization	-	-	-	-
120		A_B7000 Capital Expense	-	-	-	-
121		A_B7200 Discontinued Operations	-	-	-	-
122		A_B7500 Other Non Operating Expenses	-	-	-	-
123		A_B7600 Internal Allocations & Sales	-	-	-	-
124		A_B7700 Funding Tranfers	-	-	-	-
125		Total_Expenses Expenses	-	-	-	-
126		Statement of Activities Net Result	-	-	-	-


	A	B	C	D	E	F
1						
2	O_00002: General University Operations CONVERSION					
3	Board of Trustees Report					
4	O_00002: General University Operations CONVERSION					
5			FY18		FY19	
6	Fund Class - Source	Summary Level Natural Accounts	Budget	Actual through March	Budget	Variance FY18 Budget to FY19 Budget
127		A_B4000 Tuition & Educational Fees	-	-	-	-
128		A_B4100 Sales of Goods & Services	-	-	-	-
129		A_B4300 Grants & Contracts	-	-	-	-
130		A_43501 Federal Appropriations	-	-	-	-
131		A_B4400 Other Operating Revenue	-	-	-	-
132		A_B5000 Non Operating Revenues	-	-	-	-
133		A_B5100 Appropriations	-	-	-	-
134		A_B5300 Gifts	-	-	-	-
135		A_B5500 Investment Income	-	-	-	-
136		A_B5600 Other Non Operating Revenues	-	-	-	-
137		Total_Revenue Revenue	-	-	-	-
138		A_B6000 Salaries, Wages & Benefits	-	-	-	-
139		A_B6200 Services & Fees	-	-	-	-
140		A_B6300 Travel	-	-	-	-
141	FC_B40 Restr	A_B6400 Supplies	-	-	-	-
142	Grants	A_B6450 Utilities	-	-	-	-
143		A_B6500 Repairs & Maintenance	-	-	-	-
144		A_B6550 Rentals & Leases	-	-	-	-
145		A_B6575 Interest Expense	-	-	-	-
146		A_B6600 Claims & Judgements	-	-	-	-
147		A_B6650 Other Expense	-	-	-	-
148		A_B6700 Subcontracts	-	-	-	-
149		A_B6900 Depreciation & Amortization	-	-	-	-
150		A_B7000 Capital Expense	-	-	-	-
151		A_B7200 Discontinued Operations	-	-	-	-
152		A_B7500 Other Non Operating Expenses	-	-	-	-
153		A_B7600 Internal Allocations & Sales	-	-	-	-
154		A_B7700 Funding Tranfers	-	-	-	-
155		Total_Expenses Expenses	-	-	-	-
156		Statement of Activities Net Result	-	-	-	-
157		A_B4000 Tuition & Educational Fees	-	-	-	-
158		A_B4100 Sales of Goods & Services	-	-	-	-
159		A_B4300 Grants & Contracts	-	-	-	-
160		A_43501 Federal Appropriations	-	-	-	-
161		A_B4400 Other Operating Revenue	-	-	-	-
162		A_B5000 Non Operating Revenues	-	-	-	-
163		A_B5100 Appropriations	-	-	-	-
164		A_B5300 Gifts	-	-	-	-
165		A_B5500 Investment Income	-	-	-	-
166		A_B5600 Other Non Operating Revenues	-	-	-	-
167		Total_Revenue Revenue	-	-	-	-
168		A_B6000 Salaries, Wages & Benefits	-	-	-	-
169		A_B6200 Services & Fees	-	-	-	-
170		A_B6300 Travel	-	-	-	-
171	FC_B45 Restr	A_B6400 Supplies	-	-	-	-
172	Govt Funds	A_B6450 Utilities	-	-	-	-
173		A_B6500 Repairs & Maintenance	-	-	-	-
174		A_B6550 Rentals & Leases	-	-	-	-
175		A_B6575 Interest Expense	-	-	-	-
176		A_B6600 Claims & Judgements	-	-	-	-
177		A_B6650 Other Expense	-	-	-	-
178		A_B6700 Subcontracts	-	-	-	-
179		A_B6900 Depreciation & Amortization	-	-	-	-
180		A_B7000 Capital Expense	-	-	-	-
181		A_B7200 Discontinued Operations	-	-	-	-
182		A_B7500 Other Non Operating Expenses	-	-	-	-
183		A_B7600 Internal Allocations & Sales	-	-	-	-
184		A_B7700 Funding Tranfers	-	-	-	-
185		Total_Expenses Expenses	-	-	-	-
186		Statement of Activities Net Result	-	-	-	-


	A	B	C	D	E	F	
1							
2	O_B0001: Office of the President Division						
3	Board of Trustees Report						
4	O_B0001: Office of the President Division						
5			FY18		FY19		
6	Fund Class - Source	Summary Level Natural Accounts	Budget	Actual through March	Budget	Variance FY18 Budget to FY19 Budget	
7	FC_105 Unrestricted Operating Class	A_B4000 Tuition & Educational Fees	-	-	-	-	
8		A_B4100 Sales of Goods & Services	-	-	-	-	
9		A_B4300 Grants & Contracts	-	-	-	-	
10		A_43501 Federal Appropriations	-	-	-	-	
11		A_B4400 Other Operating Revenue	-	-	-	-	
12		A_B5000 Non Operating Revenues	-	-	-	-	
13		A_B5100 Appropriations	-	-	-	-	
14		A_B5300 Gifts	-	-	-	-	
15		A_B5500 Investment Income	-	-	-	-	
16		A_B5600 Other Non Operating Revenues	-	-	-	-	
17			Total_Revenue Revenue	-	-	-	-
18			A_B6000 Salaries, Wages & Benefits	1,831,917	1,238,292	2,185,913	353,995
19			A_B6200 Services & Fees	1,073,047	452,072	805,800	(267,247)
20			A_B6300 Travel	489,250	267,068	338,800	(150,450)
21			A_B6400 Supplies	450,700	51,851	106,200	(344,500)
22			A_B6450 Utilities	-	-	-	-
23			A_B6500 Repairs & Maintenance	1,000	-	-	(1,000)
24			A_B6550 Rentals & Leases	20,000	1,660	4,000	(16,000)
25			A_B6575 Interest Expense	-	-	-	-
26			A_B6600 Claims & Judgements	-	-	-	-
27			A_B6650 Other Expense	393,478	156,315	152,900	(240,578)
28			A_B6700 Subcontracts	-	-	-	-
29			A_B6900 Depreciation & Amortization	-	-	-	-
30			A_B7000 Capital Expense	-	-	-	-
31			A_B7200 Discontinued Operations	-	-	-	-
32			A_B7500 Other Non Operating Expenses	-	-	-	-
33			A_B7600 Internal Allocations & Sales	(222,000)	372,065	101,528	323,528
34			A_B7700 Funding Tranfers	5,000	(12,500)	(218,000)	(223,000)
35			Total_Expenses Expenses	4,042,392	2,526,824	3,477,141	(565,252)
36			Statement of Activities Net Result	4,042,392	2,526,824	3,477,141	(565,252)
37		FC_B20 Designated Op	A_B4000 Tuition & Educational Fees	-	-	-	-
38			A_B4100 Sales of Goods & Services	-	-	-	-
39			A_B4300 Grants & Contracts	-	-	-	-
40			A_43501 Federal Appropriations	-	-	-	-
41			A_B4400 Other Operating Revenue	-	-	-	-
42			A_B5000 Non Operating Revenues	-	-	-	-
43	A_B5100 Appropriations		-	-	-	-	
44	A_B5300 Gifts		-	-	-	-	
45	A_B5500 Investment Income		-	-	-	-	
46	A_B5600 Other Non Operating Revenues		-	-	-	-	
47			Total_Revenue Revenue	-	-	-	-
48			A_B6000 Salaries, Wages & Benefits	-	-	-	-
49			A_B6200 Services & Fees	-	-	-	-
50			A_B6300 Travel	-	-	-	-
51			A_B6400 Supplies	-	-	-	-
52			A_B6450 Utilities	-	-	-	-
53			A_B6500 Repairs & Maintenance	-	-	-	-
54			A_B6550 Rentals & Leases	-	-	-	-
55			A_B6575 Interest Expense	-	-	-	-
56			A_B6600 Claims & Judgements	-	-	-	-
57			A_B6650 Other Expense	-	-	-	-
58			A_B6700 Subcontracts	-	-	-	-
59			A_B6900 Depreciation & Amortization	-	-	-	-
60			A_B7000 Capital Expense	-	-	-	-
61			A_B7200 Discontinued Operations	-	-	-	-
62			A_B7500 Other Non Operating Expenses	-	-	-	-
63			A_B7600 Internal Allocations & Sales	-	3,523	-	-
64			A_B7700 Funding Tranfers	-	-	-	-
65			Total_Expenses Expenses	-	3,523	-	-
66			Statement of Activities Net Result	-	3,523	-	-


	A	B	C	D	E	F
1						
2	O_B0001: Office of the President Division					
3	Board of Trustees Report					
4	O_B0001: Office of the President Division					
5			FY18		FY19	
6	Fund Class - Source	Summary Level Natural Accounts	Budget	Actual through March	Budget	Variance FY18 Budget to FY19 Budget
67		A_B4000 Tuition & Educational Fees	-	-	-	-
68		A_B4100 Sales of Goods & Services	-	-	-	-
69		A_B4300 Grants & Contracts	-	-	-	-
70		A_43501 Federal Appropriations	-	-	-	-
71		A_B4400 Other Operating Revenue	-	-	-	-
72		A_B5000 Non Operating Revenues	-	-	-	-
73		A_B5100 Appropriations	-	-	-	-
74		A_B5300 Gifts	-	(49,814)	(1,358,915)	(1,358,915)
75		A_B5500 Investment Income	-	-	-	-
76		A_B5600 Other Non Operating Revenues	-	-	-	-
77		Total_Revenue Revenue	-	(49,814)	(1,358,915)	(1,358,915)
78		A_B6000 Salaries, Wages & Benefits	-	-	-	-
79		A_B6200 Services & Fees	-	109,500	446,000	446,000
80		A_B6300 Travel	-	25,000	10,000	10,000
81	FC_B30 Restr	A_B6400 Supplies	-	15,314	26,415	26,415
82	Expendable Op	A_B6450 Utilities	-	-	-	-
83		A_B6500 Repairs & Maintenance	-	-	-	-
84		A_B6550 Rentals & Leases	-	-	-	-
85		A_B6575 Interest Expense	-	-	-	-
86		A_B6600 Claims & Judgements	-	-	-	-
87		A_B6650 Other Expense	-	-	370,000	370,000
88		A_B6700 Subcontracts	-	-	-	-
89		A_B6900 Depreciation & Amortization	-	-	-	-
90		A_B7000 Capital Expense	-	-	400,000	400,000
91		A_B7200 Discontinued Operations	-	-	-	-
92		A_B7500 Other Non Operating Expenses	-	-	-	-
93		A_B7600 Internal Allocations & Sales	-	(400,000)	106,500	106,500
94		A_B7700 Funding Tranfers	-	-	-	-
95		Total_Expenses Expenses	-	(250,186)	1,358,915	1,358,915
96		Statement of Activities Net Result	-	(300,000)	-	-
97		A_B4000 Tuition & Educational Fees	-	-	-	-
98		A_B4100 Sales of Goods & Services	-	-	-	-
99		A_B4300 Grants & Contracts	-	-	-	-
100		A_43501 Federal Appropriations	-	-	-	-
101		A_B4400 Other Operating Revenue	-	-	-	-
102		A_B5000 Non Operating Revenues	-	-	-	-
103		A_B5100 Appropriations	-	-	-	-
104		A_B5300 Gifts	-	-	-	-
105		A_B5500 Investment Income	-	-	-	-
106		A_B5600 Other Non Operating Revenues	-	-	-	-
107		Total_Revenue Revenue	-	-	-	-
108		A_B6000 Salaries, Wages & Benefits	-	-	-	-
109		A_B6200 Services & Fees	-	-	-	-
110		A_B6300 Travel	-	-	-	-
111	FC_B35 Restr	A_B6400 Supplies	-	-	-	-
112	Expendable Non Op	A_B6450 Utilities	-	-	-	-
113		A_B6500 Repairs & Maintenance	-	-	-	-
114		A_B6550 Rentals & Leases	-	-	-	-
115		A_B6575 Interest Expense	-	-	-	-
116		A_B6600 Claims & Judgements	-	-	-	-
117		A_B6650 Other Expense	-	-	-	-
118		A_B6700 Subcontracts	-	-	-	-
119		A_B6900 Depreciation & Amortization	-	-	-	-
120		A_B7000 Capital Expense	-	-	-	-
121		A_B7200 Discontinued Operations	-	-	-	-
122		A_B7500 Other Non Operating Expenses	-	-	-	-
123		A_B7600 Internal Allocations & Sales	-	-	-	-
124		A_B7700 Funding Tranfers	-	-	-	-
125		Total_Expenses Expenses	-	-	-	-
126		Statement of Activities Net Result	-	-	-	-

	A	B	C	D	E	F
1						
2	O_B0001: Office of the President Division					
3	Board of Trustees Report					
4	O_B0001: Office of the President Division					
5			FY18		FY19	
6	Fund Class - Source	Summary Level Natural Accounts	Budget	Actual through March	Budget	Variance FY18 Budget to FY19 Budget
127		A_B4000 Tuition & Educational Fees	-	-	-	-
128		A_B4100 Sales of Goods & Services	-	-	-	-
129		A_B4300 Grants & Contracts	-	-	(1,957)	(1,957)
130		A_43501 Federal Appropriations	-	-	-	-
131		A_B4400 Other Operating Revenue	-	-	-	-
132		A_B5000 Non Operating Revenues	-	-	-	-
133		A_B5100 Appropriations	-	-	-	-
134		A_B5300 Gifts	-	-	-	-
135		A_B5500 Investment Income	-	-	-	-
136		A_B5600 Other Non Operating Revenues	-	-	-	-
137		Total_Revenue Revenue	-	-	(1,957)	(1,957)
138		A_B6000 Salaries, Wages & Benefits	-	-	-	-
139		A_B6200 Services & Fees	-	-	2,500	2,500
140		A_B6300 Travel	-	1,086	-	-
141	FC_B40 Restr	A_B6400 Supplies	-	-	-	-
142	Grants	A_B6450 Utilities	-	-	-	-
143		A_B6500 Repairs & Maintenance	-	-	-	-
144		A_B6550 Rentals & Leases	-	-	-	-
145		A_B6575 Interest Expense	-	-	-	-
146		A_B6600 Claims & Judgements	-	-	-	-
147		A_B6650 Other Expense	-	6,000	-	-
148		A_B6700 Subcontracts	-	-	-	-
149		A_B6900 Depreciation & Amortization	-	-	-	-
150		A_B7000 Capital Expense	-	-	-	-
151		A_B7200 Discontinued Operations	-	-	-	-
152		A_B7500 Other Non Operating Expenses	-	-	-	-
153		A_B7600 Internal Allocations & Sales	-	-	-	-
154		A_B7700 Funding Tranfers	-	-	-	-
155		Total_Expenses Expenses	-	7,086	2,500	2,500
156		Statement of Activities Net Result	-	7,086	543	543
157		A_B4000 Tuition & Educational Fees	-	-	-	-
158		A_B4100 Sales of Goods & Services	-	-	-	-
159		A_B4300 Grants & Contracts	-	-	-	-
160		A_43501 Federal Appropriations	-	-	-	-
161		A_B4400 Other Operating Revenue	-	-	-	-
162		A_B5000 Non Operating Revenues	-	-	-	-
163		A_B5100 Appropriations	-	-	-	-
164		A_B5300 Gifts	-	-	-	-
165		A_B5500 Investment Income	-	-	-	-
166		A_B5600 Other Non Operating Revenues	-	-	-	-
167		Total_Revenue Revenue	-	-	-	-
168		A_B6000 Salaries, Wages & Benefits	-	-	-	-
169		A_B6200 Services & Fees	-	-	-	-
170		A_B6300 Travel	-	-	-	-
171	FC_B45 Restr	A_B6400 Supplies	-	-	-	-
172	Govt Funds	A_B6450 Utilities	-	-	-	-
173		A_B6500 Repairs & Maintenance	-	-	-	-
174		A_B6550 Rentals & Leases	-	-	-	-
175		A_B6575 Interest Expense	-	-	-	-
176		A_B6600 Claims & Judgements	-	-	-	-
177		A_B6650 Other Expense	-	-	-	-
178		A_B6700 Subcontracts	-	-	-	-
179		A_B6900 Depreciation & Amortization	-	-	-	-
180		A_B7000 Capital Expense	-	-	-	-
181		A_B7200 Discontinued Operations	-	-	-	-
182		A_B7500 Other Non Operating Expenses	-	-	-	-
183		A_B7600 Internal Allocations & Sales	-	-	-	-
184		A_B7700 Funding Tranfers	-	-	-	-
185		Total_Expenses Expenses	-	-	-	-
186		Statement of Activities Net Result	-	-	-	-


	A	B	C	D	E	F	
1							
2	O_00011: Office of the President						
3	Board of Trustees Report						
4	O_00011: Office of the President						
5			FY18		FY19		
6	Fund Class - Source	Summary Level Natural Accounts	Budget	Actual through March	Budget	Variance FY18 Budget to FY19 Budget	
7	FC_105 Unrestricted Operating Class	A_B4000 Tuition & Educational Fees	-	-	-	-	
8		A_B4100 Sales of Goods & Services	-	-	-	-	
9		A_B4300 Grants & Contracts	-	-	-	-	
10		A_43501 Federal Appropriations	-	-	-	-	
11		A_B4400 Other Operating Revenue	-	-	-	-	
12		A_B5000 Non Operating Revenues	-	-	-	-	
13		A_B5100 Appropriations	-	-	-	-	
14		A_B5300 Gifts	-	-	-	-	
15		A_B5500 Investment Income	-	-	-	-	
16		A_B5600 Other Non Operating Revenues	-	-	-	-	
17			Total_Revenue Revenue	-	-	-	-
18			A_B6000 Salaries, Wages & Benefits	1,542,347	846,517	1,400,892	(141,455)
19			A_B6200 Services & Fees	1,066,547	433,760	563,000	(503,547)
20			A_B6300 Travel	265,850	91,811	138,000	(127,850)
21			A_B6400 Supplies	446,300	46,130	83,250	(363,050)
22			A_B6450 Utilities	-	-	-	-
23			A_B6500 Repairs & Maintenance	1,000	-	-	(1,000)
24			A_B6550 Rentals & Leases	19,000	1,660	-	(19,000)
25			A_B6575 Interest Expense	-	-	-	-
26			A_B6600 Claims & Judgements	-	-	-	-
27			A_B6650 Other Expense	390,778	152,347	140,000	(250,778)
28			A_B6700 Subcontracts	-	-	-	-
29			A_B6900 Depreciation & Amortization	-	-	-	-
30			A_B7000 Capital Expense	-	-	-	-
31			A_B7200 Discontinued Operations	-	-	-	-
32			A_B7500 Other Non Operating Expenses	-	-	-	-
33			A_B7600 Internal Allocations & Sales	(222,000)	322,706	95,028	317,028
34			A_B7700 Funding Tranfers	5,000	(12,500)	(200,000)	(205,000)
35			Total_Expenses Expenses	3,514,822	1,882,431	2,220,170	(1,294,652)
36			Statement of Activities Net Result	3,514,822	1,882,431	2,220,170	(1,294,652)
37		FC_B20 Designated Op	A_B4000 Tuition & Educational Fees	-	-	-	-
38			A_B4100 Sales of Goods & Services	-	-	-	-
39			A_B4300 Grants & Contracts	-	-	-	-
40			A_43501 Federal Appropriations	-	-	-	-
41			A_B4400 Other Operating Revenue	-	-	-	-
42			A_B5000 Non Operating Revenues	-	-	-	-
43	A_B5100 Appropriations		-	-	-	-	
44	A_B5300 Gifts		-	-	-	-	
45	A_B5500 Investment Income		-	-	-	-	
46	A_B5600 Other Non Operating Revenues		-	-	-	-	
47			Total_Revenue Revenue	-	-	-	-
48			A_B6000 Salaries, Wages & Benefits	-	-	-	-
49			A_B6200 Services & Fees	-	-	-	-
50			A_B6300 Travel	-	-	-	-
51			A_B6400 Supplies	-	-	-	-
52			A_B6450 Utilities	-	-	-	-
53			A_B6500 Repairs & Maintenance	-	-	-	-
54			A_B6550 Rentals & Leases	-	-	-	-
55			A_B6575 Interest Expense	-	-	-	-
56			A_B6600 Claims & Judgements	-	-	-	-
57			A_B6650 Other Expense	-	-	-	-
58			A_B6700 Subcontracts	-	-	-	-
59			A_B6900 Depreciation & Amortization	-	-	-	-
60			A_B7000 Capital Expense	-	-	-	-
61			A_B7200 Discontinued Operations	-	-	-	-
62			A_B7500 Other Non Operating Expenses	-	-	-	-
63			A_B7600 Internal Allocations & Sales	-	3,523	-	-
64			A_B7700 Funding Tranfers	-	-	-	-
65			Total_Expenses Expenses	-	3,523	-	-
66			Statement of Activities Net Result	-	3,523	-	-


	A	B	C	D	E	F
1						
2	O_00011: Office of the President					
3	Board of Trustees Report					
4	O_00011: Office of the President					
5				FY18	FY19	
6	Fund Class - Source	Summary Level Natural Accounts	Budget	Actual through March	Budget	Variance FY18 Budget to FY19 Budget
67		A_B4000 Tuition & Educational Fees	-	-	-	-
68		A_B4100 Sales of Goods & Services	-	-	-	-
69		A_B4300 Grants & Contracts	-	-	-	-
70		A_43501 Federal Appropriations	-	-	-	-
71		A_B4400 Other Operating Revenue	-	-	-	-
72		A_B5000 Non Operating Revenues	-	-	-	-
73		A_B5100 Appropriations	-	-	-	-
74		A_B5300 Gifts	-	(49,814)	(1,358,915)	(1,358,915)
75		A_B5500 Investment Income	-	-	-	-
76		A_B5600 Other Non Operating Revenues	-	-	-	-
77		Total Revenue Revenue	-	(49,814)	(1,358,915)	(1,358,915)
78		A_B6000 Salaries, Wages & Benefits	-	-	-	-
79		A_B6200 Services & Fees	-	109,500	446,000	446,000
80		A_B6300 Travel	-	25,000	10,000	10,000
81	FC_B30 Restr	A_B6400 Supplies	-	15,314	26,415	26,415
82	Expendable Op	A_B6450 Utilities	-	-	-	-
83		A_B6500 Repairs & Maintenance	-	-	-	-
84		A_B6550 Rentals & Leases	-	-	-	-
85		A_B6575 Interest Expense	-	-	-	-
86		A_B6600 Claims & Judgements	-	-	-	-
87		A_B6650 Other Expense	-	-	370,000	370,000
88		A_B6700 Subcontracts	-	-	-	-
89		A_B6900 Depreciation & Amortization	-	-	-	-
90		A_B7000 Capital Expense	-	-	400,000	400,000
91		A_B7200 Discontinued Operations	-	-	-	-
92		A_B7500 Other Non Operating Expenses	-	-	-	-
93		A_B7600 Internal Allocations & Sales	-	(400,000)	106,500	106,500
94		A_B7700 Funding Tranfers	-	-	-	-
95		Total Expenses Expenses	-	(250,186)	1,358,915	1,358,915
96		Statement of Activities Net Result	-	(300,000)	-	-
97		A_B4000 Tuition & Educational Fees	-	-	-	-
98		A_B4100 Sales of Goods & Services	-	-	-	-
99		A_B4300 Grants & Contracts	-	-	-	-
100		A_43501 Federal Appropriations	-	-	-	-
101		A_B4400 Other Operating Revenue	-	-	-	-
102		A_B5000 Non Operating Revenues	-	-	-	-
103		A_B5100 Appropriations	-	-	-	-
104		A_B5300 Gifts	-	-	-	-
105		A_B5500 Investment Income	-	-	-	-
106		A_B5600 Other Non Operating Revenues	-	-	-	-
107		Total Revenue Revenue	-	-	-	-
108		A_B6000 Salaries, Wages & Benefits	-	-	-	-
109		A_B6200 Services & Fees	-	-	-	-
110		A_B6300 Travel	-	-	-	-
111	FC_B35 Restr	A_B6400 Supplies	-	-	-	-
112	Expendable Non Op	A_B6450 Utilities	-	-	-	-
113		A_B6500 Repairs & Maintenance	-	-	-	-
114		A_B6550 Rentals & Leases	-	-	-	-
115		A_B6575 Interest Expense	-	-	-	-
116		A_B6600 Claims & Judgements	-	-	-	-
117		A_B6650 Other Expense	-	-	-	-
118		A_B6700 Subcontracts	-	-	-	-
119		A_B6900 Depreciation & Amortization	-	-	-	-
120		A_B7000 Capital Expense	-	-	-	-
121		A_B7200 Discontinued Operations	-	-	-	-
122		A_B7500 Other Non Operating Expenses	-	-	-	-
123		A_B7600 Internal Allocations & Sales	-	-	-	-
124		A_B7700 Funding Tranfers	-	-	-	-
125		Total Expenses Expenses	-	-	-	-
126		Statement of Activities Net Result	-	-	-	-

	A	B	C	D	E	F
1						
2	O_00011: Office of the President					
3	Board of Trustees Report					
4	O_00011: Office of the President					
5						
6	Fund Class - Source	Summary Level Natural Accounts	FY18 Budget	Actual through March	FY19 Budget	Variance FY18 Budget to FY19 Budget
127		A_B4000 Tuition & Educational Fees	-	-	-	-
128		A_B4100 Sales of Goods & Services	-	-	-	-
129		A_B4300 Grants & Contracts	-	-	(1,957)	(1,957)
130		A_43501 Federal Appropriations	-	-	-	-
131		A_B4400 Other Operating Revenue	-	-	-	-
132		A_B5000 Non Operating Revenues	-	-	-	-
133		A_B5100 Appropriations	-	-	-	-
134		A_B5300 Gifts	-	-	-	-
135		A_B5500 Investment Income	-	-	-	-
136		A_B5600 Other Non Operating Revenues	-	-	-	-
137		Total Revenue Revenue	-	-	(1,957)	(1,957)
138		A_B6000 Salaries, Wages & Benefits	-	-	-	-
139		A_B6200 Services & Fees	-	-	2,500	2,500
140		A_B6300 Travel	-	1,086	-	-
141	FC_B40 Restr	A_B6400 Supplies	-	-	-	-
142	Grants	A_B6450 Utilities	-	-	-	-
143		A_B6500 Repairs & Maintenance	-	-	-	-
144		A_B6550 Rentals & Leases	-	-	-	-
145		A_B6575 Interest Expense	-	-	-	-
146		A_B6600 Claims & Judgements	-	-	-	-
147		A_B6650 Other Expense	-	6,000	-	-
148		A_B6700 Subcontracts	-	-	-	-
149		A_B6900 Depreciation & Amortization	-	-	-	-
150		A_B7000 Capital Expense	-	-	-	-
151		A_B7200 Discontinued Operations	-	-	-	-
152		A_B7500 Other Non Operating Expenses	-	-	-	-
153		A_B7600 Internal Allocations & Sales	-	-	-	-
154		A_B7700 Funding Tranfers	-	-	-	-
155		Total Expenses Expenses	-	7,086	2,500	2,500
156		Statement of Activities Net Result	-	7,086	543	543
157		A_B4000 Tuition & Educational Fees	-	-	-	-
158		A_B4100 Sales of Goods & Services	-	-	-	-
159		A_B4300 Grants & Contracts	-	-	-	-
160		A_43501 Federal Appropriations	-	-	-	-
161		A_B4400 Other Operating Revenue	-	-	-	-
162		A_B5000 Non Operating Revenues	-	-	-	-
163		A_B5100 Appropriations	-	-	-	-
164		A_B5300 Gifts	-	-	-	-
165		A_B5500 Investment Income	-	-	-	-
166		A_B5600 Other Non Operating Revenues	-	-	-	-
167		Total Revenue Revenue	-	-	-	-
168		A_B6000 Salaries, Wages & Benefits	-	-	-	-
169		A_B6200 Services & Fees	-	-	-	-
170		A_B6300 Travel	-	-	-	-
171	FC_B45 Restr	A_B6400 Supplies	-	-	-	-
172	Govt Funds	A_B6450 Utilities	-	-	-	-
173		A_B6500 Repairs & Maintenance	-	-	-	-
174		A_B6550 Rentals & Leases	-	-	-	-
175		A_B6575 Interest Expense	-	-	-	-
176		A_B6600 Claims & Judgements	-	-	-	-
177		A_B6650 Other Expense	-	-	-	-
178		A_B6700 Subcontracts	-	-	-	-
179		A_B6900 Depreciation & Amortization	-	-	-	-
180		A_B7000 Capital Expense	-	-	-	-
181		A_B7200 Discontinued Operations	-	-	-	-
182		A_B7500 Other Non Operating Expenses	-	-	-	-
183		A_B7600 Internal Allocations & Sales	-	-	-	-
184		A_B7700 Funding Tranfers	-	-	-	-
185		Total Expenses Expenses	-	-	-	-
186		Statement of Activities Net Result	-	-	-	-


	A	B	C	D	E	F	
1							
2	O_00012: Chief Diversity Officer						
3	Board of Trustees Report						
4	O_00012: Chief Diversity Officer						
5			FY18		FY19		
6	Fund Class - Source	Summary Level Natural Accounts	Budget	Actual through March	Budget	Variance FY18 Budget to FY19 Budget	
7	FC_105 Unrestricted Operating Class	A_B4000 Tuition & Educational Fees	-	-	-	-	
8		A_B4100 Sales of Goods & Services	-	-	-	-	
9		A_B4300 Grants & Contracts	-	-	-	-	
10		A_43501 Federal Appropriations	-	-	-	-	
11		A_B4400 Other Operating Revenue	-	-	-	-	
12		A_B5000 Non Operating Revenues	-	-	-	-	
13		A_B5100 Appropriations	-	-	-	-	
14		A_B5300 Gifts	-	-	-	-	
15		A_B5500 Investment Income	-	-	-	-	
16		A_B5600 Other Non Operating Revenues	-	-	-	-	
17			Total Revenue Revenue	-	-	-	-
18			A_B6000 Salaries, Wages & Benefits	-	183,168	367,157	367,157
19			A_B6200 Services & Fees	-	8,740	1,500	1,500
20			A_B6300 Travel	-	136,248	8,500	8,500
21			A_B6400 Supplies	-	3,699	9,300	9,300
22			A_B6450 Utilities	-	-	-	-
23			A_B6500 Repairs & Maintenance	-	-	-	-
24			A_B6550 Rentals & Leases	-	-	-	-
25			A_B6575 Interest Expense	-	-	-	-
26			A_B6600 Claims & Judgements	-	-	-	-
27			A_B6650 Other Expense	-	1,971	6,250	6,250
28			A_B6700 Subcontracts	-	-	-	-
29			A_B6900 Depreciation & Amortization	-	-	-	-
30			A_B7000 Capital Expense	-	-	-	-
31			A_B7200 Discontinued Operations	-	-	-	-
32			A_B7500 Other Non Operating Expenses	-	-	-	-
33			A_B7600 Internal Allocations & Sales	-	(8,855)	-	-
34			A_B7700 Funding Tranfers	-	-	-	-
35			Total Expenses Expenses	-	324,970	392,707	392,707
36			Statement of Activities Net Result	-	324,970	392,707	392,707
37		FC_B20 Designated Op	A_B4000 Tuition & Educational Fees	-	-	-	-
38			A_B4100 Sales of Goods & Services	-	-	-	-
39			A_B4300 Grants & Contracts	-	-	-	-
40			A_43501 Federal Appropriations	-	-	-	-
41			A_B4400 Other Operating Revenue	-	-	-	-
42			A_B5000 Non Operating Revenues	-	-	-	-
43	A_B5100 Appropriations		-	-	-	-	
44	A_B5300 Gifts		-	-	-	-	
45	A_B5500 Investment Income		-	-	-	-	
46	A_B5600 Other Non Operating Revenues		-	-	-	-	
47			Total Revenue Revenue	-	-	-	-
48			A_B6000 Salaries, Wages & Benefits	-	-	-	-
49			A_B6200 Services & Fees	-	-	-	-
50			A_B6300 Travel	-	-	-	-
51			A_B6400 Supplies	-	-	-	-
52			A_B6450 Utilities	-	-	-	-
53			A_B6500 Repairs & Maintenance	-	-	-	-
54			A_B6550 Rentals & Leases	-	-	-	-
55			A_B6575 Interest Expense	-	-	-	-
56			A_B6600 Claims & Judgements	-	-	-	-
57			A_B6650 Other Expense	-	-	-	-
58			A_B6700 Subcontracts	-	-	-	-
59			A_B6900 Depreciation & Amortization	-	-	-	-
60			A_B7000 Capital Expense	-	-	-	-
61			A_B7200 Discontinued Operations	-	-	-	-
62			A_B7500 Other Non Operating Expenses	-	-	-	-
63			A_B7600 Internal Allocations & Sales	-	-	-	-
64			A_B7700 Funding Tranfers	-	-	-	-
65			Total Expenses Expenses	-	-	-	-
66			Statement of Activities Net Result	-	-	-	-


	A	B	C	D	E	F
1						
2	O_00012: Chief Diversity Officer					
3	Board of Trustees Report					
4	O_00012: Chief Diversity Officer					
5			FY18		FY19	
6	Fund Class - Source	Summary Level Natural Accounts	Budget	Actual through March	Budget	Variance FY18 Budget to FY19 Budget
67		A_B4000 Tuition & Educational Fees	-	-	-	-
68		A_B4100 Sales of Goods & Services	-	-	-	-
69		A_B4300 Grants & Contracts	-	-	-	-
70		A_43501 Federal Appropriations	-	-	-	-
71		A_B4400 Other Operating Revenue	-	-	-	-
72		A_B5000 Non Operating Revenues	-	-	-	-
73		A_B5100 Appropriations	-	-	-	-
74		A_B5300 Gifts	-	-	-	-
75		A_B5500 Investment Income	-	-	-	-
76		A_B5600 Other Non Operating Revenues	-	-	-	-
77		Total_Revenue Revenue	-	-	-	-
78		A_B6000 Salaries, Wages & Benefits	-	-	-	-
79		A_B6200 Services & Fees	-	-	-	-
80		A_B6300 Travel	-	-	-	-
81	FC_B30 Restr	A_B6400 Supplies	-	-	-	-
82	Expendable Op	A_B6450 Utilities	-	-	-	-
83		A_B6500 Repairs & Maintenance	-	-	-	-
84		A_B6550 Rentals & Leases	-	-	-	-
85		A_B6575 Interest Expense	-	-	-	-
86		A_B6600 Claims & Judgements	-	-	-	-
87		A_B6650 Other Expense	-	-	-	-
88		A_B6700 Subcontracts	-	-	-	-
89		A_B6900 Depreciation & Amortization	-	-	-	-
90		A_B7000 Capital Expense	-	-	-	-
91		A_B7200 Discontinued Operations	-	-	-	-
92		A_B7500 Other Non Operating Expenses	-	-	-	-
93		A_B7600 Internal Allocations & Sales	-	-	-	-
94		A_B7700 Funding Tranfers	-	-	-	-
95		Total_Expenses Expenses	-	-	-	-
96		Statement of Activities Net Result	-	-	-	-
97		A_B4000 Tuition & Educational Fees	-	-	-	-
98		A_B4100 Sales of Goods & Services	-	-	-	-
99		A_B4300 Grants & Contracts	-	-	-	-
100		A_43501 Federal Appropriations	-	-	-	-
101		A_B4400 Other Operating Revenue	-	-	-	-
102		A_B5000 Non Operating Revenues	-	-	-	-
103		A_B5100 Appropriations	-	-	-	-
104		A_B5300 Gifts	-	-	-	-
105		A_B5500 Investment Income	-	-	-	-
106		A_B5600 Other Non Operating Revenues	-	-	-	-
107		Total_Revenue Revenue	-	-	-	-
108		A_B6000 Salaries, Wages & Benefits	-	-	-	-
109		A_B6200 Services & Fees	-	-	-	-
110		A_B6300 Travel	-	-	-	-
111	FC_B35 Restr	A_B6400 Supplies	-	-	-	-
112	Expendable Non Op	A_B6450 Utilities	-	-	-	-
113		A_B6500 Repairs & Maintenance	-	-	-	-
114		A_B6550 Rentals & Leases	-	-	-	-
115		A_B6575 Interest Expense	-	-	-	-
116		A_B6600 Claims & Judgements	-	-	-	-
117		A_B6650 Other Expense	-	-	-	-
118		A_B6700 Subcontracts	-	-	-	-
119		A_B6900 Depreciation & Amortization	-	-	-	-
120		A_B7000 Capital Expense	-	-	-	-
121		A_B7200 Discontinued Operations	-	-	-	-
122		A_B7500 Other Non Operating Expenses	-	-	-	-
123		A_B7600 Internal Allocations & Sales	-	-	-	-
124		A_B7700 Funding Tranfers	-	-	-	-
125		Total_Expenses Expenses	-	-	-	-
126		Statement of Activities Net Result	-	-	-	-

	A	B	C	D	E	F
1						
2	O_00012: Chief Diversity Officer					
3	Board of Trustees Report					
4	O_00012: Chief Diversity Officer					
5			FY18		FY19	
6	Fund Class - Source	Summary Level Natural Accounts	Budget	Actual through March	Budget	Variance FY18 Budget to FY19 Budget
127		A_B4000 Tuition & Educational Fees	-	-	-	-
128		A_B4100 Sales of Goods & Services	-	-	-	-
129		A_B4300 Grants & Contracts	-	-	-	-
130		A_43501 Federal Appropriations	-	-	-	-
131		A_B4400 Other Operating Revenue	-	-	-	-
132		A_B5000 Non Operating Revenues	-	-	-	-
133		A_B5100 Appropriations	-	-	-	-
134		A_B5300 Gifts	-	-	-	-
135		A_B5500 Investment Income	-	-	-	-
136		A_B5600 Other Non Operating Revenues	-	-	-	-
137		Total_Revenue Revenue	-	-	-	-
138		A_B6000 Salaries, Wages & Benefits	-	-	-	-
139		A_B6200 Services & Fees	-	-	-	-
140		A_B6300 Travel	-	-	-	-
141	FC_B40 Restr	A_B6400 Supplies	-	-	-	-
142	Grants	A_B6450 Utilities	-	-	-	-
143		A_B6500 Repairs & Maintenance	-	-	-	-
144		A_B6550 Rentals & Leases	-	-	-	-
145		A_B6575 Interest Expense	-	-	-	-
146		A_B6600 Claims & Judgements	-	-	-	-
147		A_B6650 Other Expense	-	-	-	-
148		A_B6700 Subcontracts	-	-	-	-
149		A_B6900 Depreciation & Amortization	-	-	-	-
150		A_B7000 Capital Expense	-	-	-	-
151		A_B7200 Discontinued Operations	-	-	-	-
152		A_B7500 Other Non Operating Expenses	-	-	-	-
153		A_B7600 Internal Allocations & Sales	-	-	-	-
154		A_B7700 Funding Tranfers	-	-	-	-
155		Total_Expenses Expenses	-	-	-	-
156		Statement of Activities Net Result	-	-	-	-
157		A_B4000 Tuition & Educational Fees	-	-	-	-
158		A_B4100 Sales of Goods & Services	-	-	-	-
159		A_B4300 Grants & Contracts	-	-	-	-
160		A_43501 Federal Appropriations	-	-	-	-
161		A_B4400 Other Operating Revenue	-	-	-	-
162		A_B5000 Non Operating Revenues	-	-	-	-
163		A_B5100 Appropriations	-	-	-	-
164		A_B5300 Gifts	-	-	-	-
165		A_B5500 Investment Income	-	-	-	-
166		A_B5600 Other Non Operating Revenues	-	-	-	-
167		Total_Revenue Revenue	-	-	-	-
168		A_B6000 Salaries, Wages & Benefits	-	-	-	-
169		A_B6200 Services & Fees	-	-	-	-
170		A_B6300 Travel	-	-	-	-
171	FC_B45 Restr	A_B6400 Supplies	-	-	-	-
172	Govt Funds	A_B6450 Utilities	-	-	-	-
173		A_B6500 Repairs & Maintenance	-	-	-	-
174		A_B6550 Rentals & Leases	-	-	-	-
175		A_B6575 Interest Expense	-	-	-	-
176		A_B6600 Claims & Judgements	-	-	-	-
177		A_B6650 Other Expense	-	-	-	-
178		A_B6700 Subcontracts	-	-	-	-
179		A_B6900 Depreciation & Amortization	-	-	-	-
180		A_B7000 Capital Expense	-	-	-	-
181		A_B7200 Discontinued Operations	-	-	-	-
182		A_B7500 Other Non Operating Expenses	-	-	-	-
183		A_B7600 Internal Allocations & Sales	-	-	-	-
184		A_B7700 Funding Tranfers	-	-	-	-
185		Total_Expenses Expenses	-	-	-	-
186		Statement of Activities Net Result	-	-	-	-


	A	B	C	D	E	F	
1							
2	O_00013: Board of Trustees						
3	Board of Trustees Report						
4	O_00013: Board of Trustees						
5			FY18		FY19		
6	Fund Class - Source	Summary Level Natural Accounts	Budget	Actual through March	Budget	Variance FY18 Budget to FY19 Budget	
7	FC_105 Unrestricted Operating Class	A_B4000 Tuition & Educational Fees	-	-	-	-	
8		A_B4100 Sales of Goods & Services	-	-	-	-	
9		A_B4300 Grants & Contracts	-	-	-	-	
10		A_43501 Federal Appropriations	-	-	-	-	
11		A_B4400 Other Operating Revenue	-	-	-	-	
12		A_B5000 Non Operating Revenues	-	-	-	-	
13		A_B5100 Appropriations	-	-	-	-	
14		A_B5300 Gifts	-	-	-	-	
15		A_B5500 Investment Income	-	-	-	-	
16		A_B5600 Other Non Operating Revenues	-	-	-	-	
17		Total_Revenue Revenue	-	-	-	-	
18		A_B6000 Salaries, Wages & Benefits	-	-	-	-	
19		A_B6200 Services & Fees	-	8,807	28,000	28,000	
20		A_B6300 Travel	213,400	36,757	171,300	(42,100)	
21		A_B6400 Supplies	-	2,023	5,050	5,050	
22		A_B6450 Utilities	-	-	-	-	
23		A_B6500 Repairs & Maintenance	-	-	-	-	
24		A_B6550 Rentals & Leases	-	-	4,000	4,000	
25		A_B6575 Interest Expense	-	-	-	-	
26		A_B6600 Claims & Judgements	-	-	-	-	
27		A_B6650 Other Expense	-	1,797	5,050	5,050	
28		A_B6700 Subcontracts	-	-	-	-	
29		A_B6900 Depreciation & Amortization	-	-	-	-	
30		A_B7000 Capital Expense	-	-	-	-	
31		A_B7200 Discontinued Operations	-	-	-	-	
32		A_B7500 Other Non Operating Expenses	-	-	-	-	
33		A_B7600 Internal Allocations & Sales	-	47,902	-	-	
34		A_B7700 Funding Tranfers	-	-	-	-	
35		Total_Expenses Expenses	213,400	97,287	213,400	-	
36		Statement of Activities Net Result	213,400	97,287	213,400	-	
37		FC_B20 Designated Op	A_B4000 Tuition & Educational Fees	-	-	-	-
38			A_B4100 Sales of Goods & Services	-	-	-	-
39			A_B4300 Grants & Contracts	-	-	-	-
40			A_43501 Federal Appropriations	-	-	-	-
41			A_B4400 Other Operating Revenue	-	-	-	-
42			A_B5000 Non Operating Revenues	-	-	-	-
43	A_B5100 Appropriations		-	-	-	-	
44	A_B5300 Gifts		-	-	-	-	
45	A_B5500 Investment Income		-	-	-	-	
46	A_B5600 Other Non Operating Revenues		-	-	-	-	
47	Total_Revenue Revenue		-	-	-	-	
48	A_B6000 Salaries, Wages & Benefits		-	-	-	-	
49	A_B6200 Services & Fees		-	-	-	-	
50	A_B6300 Travel		-	-	-	-	
51	A_B6400 Supplies		-	-	-	-	
52	A_B6450 Utilities		-	-	-	-	
53	A_B6500 Repairs & Maintenance		-	-	-	-	
54	A_B6550 Rentals & Leases		-	-	-	-	
55	A_B6575 Interest Expense		-	-	-	-	
56	A_B6600 Claims & Judgements		-	-	-	-	
57	A_B6650 Other Expense		-	-	-	-	
58	A_B6700 Subcontracts		-	-	-	-	
59	A_B6900 Depreciation & Amortization		-	-	-	-	
60	A_B7000 Capital Expense		-	-	-	-	
61	A_B7200 Discontinued Operations		-	-	-	-	
62	A_B7500 Other Non Operating Expenses		-	-	-	-	
63	A_B7600 Internal Allocations & Sales		-	-	-	-	
64	A_B7700 Funding Tranfers		-	-	-	-	
65	Total_Expenses Expenses		-	-	-	-	
66	Statement of Activities Net Result		-	-	-	-	


	A	B	C	D	E	F
1						
2	O_00013: Board of Trustees					
3	Board of Trustees Report					
4	O_00013: Board of Trustees					
5			FY18		FY19	
6	Fund Class - Source	Summary Level Natural Accounts	Budget	Actual through March	Budget	Variance FY18 Budget to FY19 Budget
67		A_B4000 Tuition & Educational Fees	-	-	-	-
68		A_B4100 Sales of Goods & Services	-	-	-	-
69		A_B4300 Grants & Contracts	-	-	-	-
70		A_43501 Federal Appropriations	-	-	-	-
71		A_B4400 Other Operating Revenue	-	-	-	-
72		A_B5000 Non Operating Revenues	-	-	-	-
73		A_B5100 Appropriations	-	-	-	-
74		A_B5300 Gifts	-	-	-	-
75		A_B5500 Investment Income	-	-	-	-
76		A_B5600 Other Non Operating Revenues	-	-	-	-
77		Total_Revenue Revenue	-	-	-	-
78		A_B6000 Salaries, Wages & Benefits	-	-	-	-
79		A_B6200 Services & Fees	-	-	-	-
80		A_B6300 Travel	-	-	-	-
81	FC_B30 Restr	A_B6400 Supplies	-	-	-	-
82	Expendable Op	A_B6450 Utilities	-	-	-	-
83		A_B6500 Repairs & Maintenance	-	-	-	-
84		A_B6550 Rentals & Leases	-	-	-	-
85		A_B6575 Interest Expense	-	-	-	-
86		A_B6600 Claims & Judgements	-	-	-	-
87		A_B6650 Other Expense	-	-	-	-
88		A_B6700 Subcontracts	-	-	-	-
89		A_B6900 Depreciation & Amortization	-	-	-	-
90		A_B7000 Capital Expense	-	-	-	-
91		A_B7200 Discontinued Operations	-	-	-	-
92		A_B7500 Other Non Operating Expenses	-	-	-	-
93		A_B7600 Internal Allocations & Sales	-	-	-	-
94		A_B7700 Funding Tranfers	-	-	-	-
95		Total_Expenses Expenses	-	-	-	-
96		Statement of Activities Net Result	-	-	-	-
97		A_B4000 Tuition & Educational Fees	-	-	-	-
98		A_B4100 Sales of Goods & Services	-	-	-	-
99		A_B4300 Grants & Contracts	-	-	-	-
100		A_43501 Federal Appropriations	-	-	-	-
101		A_B4400 Other Operating Revenue	-	-	-	-
102		A_B5000 Non Operating Revenues	-	-	-	-
103		A_B5100 Appropriations	-	-	-	-
104		A_B5300 Gifts	-	-	-	-
105		A_B5500 Investment Income	-	-	-	-
106		A_B5600 Other Non Operating Revenues	-	-	-	-
107		Total_Revenue Revenue	-	-	-	-
108		A_B6000 Salaries, Wages & Benefits	-	-	-	-
109		A_B6200 Services & Fees	-	-	-	-
110		A_B6300 Travel	-	-	-	-
111	FC_B35 Restr	A_B6400 Supplies	-	-	-	-
112	Expendable Non Op	A_B6450 Utilities	-	-	-	-
113		A_B6500 Repairs & Maintenance	-	-	-	-
114		A_B6550 Rentals & Leases	-	-	-	-
115		A_B6575 Interest Expense	-	-	-	-
116		A_B6600 Claims & Judgements	-	-	-	-
117		A_B6650 Other Expense	-	-	-	-
118		A_B6700 Subcontracts	-	-	-	-
119		A_B6900 Depreciation & Amortization	-	-	-	-
120		A_B7000 Capital Expense	-	-	-	-
121		A_B7200 Discontinued Operations	-	-	-	-
122		A_B7500 Other Non Operating Expenses	-	-	-	-
123		A_B7600 Internal Allocations & Sales	-	-	-	-
124		A_B7700 Funding Tranfers	-	-	-	-
125		Total_Expenses Expenses	-	-	-	-
126		Statement of Activities Net Result	-	-	-	-

	A	B	C	D	E	F
1						
2	O_00013: Board of Trustees					
3	Board of Trustees Report					
4	O_00013: Board of Trustees					
5			FY18		FY19	
6	Fund Class - Source	Summary Level Natural Accounts	Budget	Actual through March	Budget	Variance FY18 Budget to FY19 Budget
127		A_B4000 Tuition & Educational Fees	-	-	-	-
128		A_B4100 Sales of Goods & Services	-	-	-	-
129		A_B4300 Grants & Contracts	-	-	-	-
130		A_43501 Federal Appropriations	-	-	-	-
131		A_B4400 Other Operating Revenue	-	-	-	-
132		A_B5000 Non Operating Revenues	-	-	-	-
133		A_B5100 Appropriations	-	-	-	-
134		A_B5300 Gifts	-	-	-	-
135		A_B5500 Investment Income	-	-	-	-
136		A_B5600 Other Non Operating Revenues	-	-	-	-
137		Total_Revenue Revenue	-	-	-	-
138		A_B6000 Salaries, Wages & Benefits	-	-	-	-
139		A_B6200 Services & Fees	-	-	-	-
140		A_B6300 Travel	-	-	-	-
141	FC_B40 Restr	A_B6400 Supplies	-	-	-	-
142	Grants	A_B6450 Utilities	-	-	-	-
143		A_B6500 Repairs & Maintenance	-	-	-	-
144		A_B6550 Rentals & Leases	-	-	-	-
145		A_B6575 Interest Expense	-	-	-	-
146		A_B6600 Claims & Judgements	-	-	-	-
147		A_B6650 Other Expense	-	-	-	-
148		A_B6700 Subcontracts	-	-	-	-
149		A_B6900 Depreciation & Amortization	-	-	-	-
150		A_B7000 Capital Expense	-	-	-	-
151		A_B7200 Discontinued Operations	-	-	-	-
152		A_B7500 Other Non Operating Expenses	-	-	-	-
153		A_B7600 Internal Allocations & Sales	-	-	-	-
154		A_B7700 Funding Tranfers	-	-	-	-
155		Total_Expenses Expenses	-	-	-	-
156		Statement of Activities Net Result	-	-	-	-
157		A_B4000 Tuition & Educational Fees	-	-	-	-
158		A_B4100 Sales of Goods & Services	-	-	-	-
159		A_B4300 Grants & Contracts	-	-	-	-
160		A_43501 Federal Appropriations	-	-	-	-
161		A_B4400 Other Operating Revenue	-	-	-	-
162		A_B5000 Non Operating Revenues	-	-	-	-
163		A_B5100 Appropriations	-	-	-	-
164		A_B5300 Gifts	-	-	-	-
165		A_B5500 Investment Income	-	-	-	-
166		A_B5600 Other Non Operating Revenues	-	-	-	-
167		Total_Revenue Revenue	-	-	-	-
168		A_B6000 Salaries, Wages & Benefits	-	-	-	-
169		A_B6200 Services & Fees	-	-	-	-
170		A_B6300 Travel	-	-	-	-
171	FC_B45 Restr	A_B6400 Supplies	-	-	-	-
172	Govt Funds	A_B6450 Utilities	-	-	-	-
173		A_B6500 Repairs & Maintenance	-	-	-	-
174		A_B6550 Rentals & Leases	-	-	-	-
175		A_B6575 Interest Expense	-	-	-	-
176		A_B6600 Claims & Judgements	-	-	-	-
177		A_B6650 Other Expense	-	-	-	-
178		A_B6700 Subcontracts	-	-	-	-
179		A_B6900 Depreciation & Amortization	-	-	-	-
180		A_B7000 Capital Expense	-	-	-	-
181		A_B7200 Discontinued Operations	-	-	-	-
182		A_B7500 Other Non Operating Expenses	-	-	-	-
183		A_B7600 Internal Allocations & Sales	-	-	-	-
184		A_B7700 Funding Tranfers	-	-	-	-
185		Total_Expenses Expenses	-	-	-	-
186		Statement of Activities Net Result	-	-	-	-


	A	B	C	D	E	F	
1							
2	O_00014: Office of Engagement & Outreach						
3	Board of Trustees Report						
4	O_00014: Office of Engagement & Outreach						
5			FY18		FY19		
6	Fund Class - Source	Summary Level Natural Accounts	Budget	Actual through March	Budget	Variance FY18 Budget to FY19 Budget	
7	FC_105 Unrestricted Operating Class	A_B4000 Tuition & Educational Fees	-	-	-	-	
8		A_B4100 Sales of Goods & Services	-	-	-	-	
9		A_B4300 Grants & Contracts	-	-	-	-	
10		A_43501 Federal Appropriations	-	-	-	-	
11		A_B4400 Other Operating Revenue	-	-	-	-	
12		A_B5000 Non Operating Revenues	-	-	-	-	
13		A_B5100 Appropriations	-	-	-	-	
14		A_B5300 Gifts	-	-	-	-	
15		A_B5500 Investment Income	-	-	-	-	
16		A_B5600 Other Non Operating Revenues	-	-	-	-	
17			Total Revenue Revenue	-	-	-	-
18			A_B6000 Salaries, Wages & Benefits	-	-	221,032	221,032
19			A_B6200 Services & Fees	-	-	12,000	12,000
20			A_B6300 Travel	-	-	10,000	10,000
21			A_B6400 Supplies	-	-	7,000	7,000
22			A_B6450 Utilities	-	-	-	-
23			A_B6500 Repairs & Maintenance	-	-	-	-
24			A_B6550 Rentals & Leases	-	-	-	-
25			A_B6575 Interest Expense	-	-	-	-
26			A_B6600 Claims & Judgements	-	-	-	-
27			A_B6650 Other Expense	-	-	1,000	1,000
28			A_B6700 Subcontracts	-	-	-	-
29			A_B6900 Depreciation & Amortization	-	-	-	-
30			A_B7000 Capital Expense	-	-	-	-
31			A_B7200 Discontinued Operations	-	-	-	-
32			A_B7500 Other Non Operating Expenses	-	-	-	-
33			A_B7600 Internal Allocations & Sales	-	-	5,000	5,000
34			A_B7700 Funding Tranfers	-	-	(18,000)	(18,000)
35			Total Expenses Expenses	-	-	238,032	238,032
36			Statement of Activities Net Result	-	-	238,032	238,032
37		FC_B20 Designated Op	A_B4000 Tuition & Educational Fees	-	-	-	-
38			A_B4100 Sales of Goods & Services	-	-	-	-
39			A_B4300 Grants & Contracts	-	-	-	-
40			A_43501 Federal Appropriations	-	-	-	-
41			A_B4400 Other Operating Revenue	-	-	-	-
42			A_B5000 Non Operating Revenues	-	-	-	-
43	A_B5100 Appropriations		-	-	-	-	
44	A_B5300 Gifts		-	-	-	-	
45	A_B5500 Investment Income		-	-	-	-	
46	A_B5600 Other Non Operating Revenues		-	-	-	-	
47			Total Revenue Revenue	-	-	-	-
48			A_B6000 Salaries, Wages & Benefits	-	-	-	-
49			A_B6200 Services & Fees	-	-	-	-
50			A_B6300 Travel	-	-	-	-
51			A_B6400 Supplies	-	-	-	-
52			A_B6450 Utilities	-	-	-	-
53			A_B6500 Repairs & Maintenance	-	-	-	-
54			A_B6550 Rentals & Leases	-	-	-	-
55			A_B6575 Interest Expense	-	-	-	-
56			A_B6600 Claims & Judgements	-	-	-	-
57			A_B6650 Other Expense	-	-	-	-
58			A_B6700 Subcontracts	-	-	-	-
59			A_B6900 Depreciation & Amortization	-	-	-	-
60			A_B7000 Capital Expense	-	-	-	-
61			A_B7200 Discontinued Operations	-	-	-	-
62			A_B7500 Other Non Operating Expenses	-	-	-	-
63			A_B7600 Internal Allocations & Sales	-	-	-	-
64			A_B7700 Funding Tranfers	-	-	-	-
65			Total Expenses Expenses	-	-	-	-
66			Statement of Activities Net Result	-	-	-	-


	A	B	C	D	E	F
1						
2	O_00014: Office of Engagement & Outreach					
3	Board of Trustees Report					
4	O_00014: Office of Engagement & Outreach					
5			FY18		FY19	
6	Fund Class - Source	Summary Level Natural Accounts	Budget	Actual through March	Budget	Variance FY18 Budget to FY19 Budget
67		A_B4000 Tuition & Educational Fees	-	-	-	-
68		A_B4100 Sales of Goods & Services	-	-	-	-
69		A_B4300 Grants & Contracts	-	-	-	-
70		A_43501 Federal Appropriations	-	-	-	-
71		A_B4400 Other Operating Revenue	-	-	-	-
72		A_B5000 Non Operating Revenues	-	-	-	-
73		A_B5100 Appropriations	-	-	-	-
74		A_B5300 Gifts	-	-	-	-
75		A_B5500 Investment Income	-	-	-	-
76		A_B5600 Other Non Operating Revenues	-	-	-	-
77		Total_Revenue Revenue	-	-	-	-
78		A_B6000 Salaries, Wages & Benefits	-	-	-	-
79		A_B6200 Services & Fees	-	-	-	-
80		A_B6300 Travel	-	-	-	-
81	FC_B30 Restr	A_B6400 Supplies	-	-	-	-
82	Expendable Op	A_B6450 Utilities	-	-	-	-
83		A_B6500 Repairs & Maintenance	-	-	-	-
84		A_B6550 Rentals & Leases	-	-	-	-
85		A_B6575 Interest Expense	-	-	-	-
86		A_B6600 Claims & Judgements	-	-	-	-
87		A_B6650 Other Expense	-	-	-	-
88		A_B6700 Subcontracts	-	-	-	-
89		A_B6900 Depreciation & Amortization	-	-	-	-
90		A_B7000 Capital Expense	-	-	-	-
91		A_B7200 Discontinued Operations	-	-	-	-
92		A_B7500 Other Non Operating Expenses	-	-	-	-
93		A_B7600 Internal Allocations & Sales	-	-	-	-
94		A_B7700 Funding Tranfers	-	-	-	-
95		Total_Expenses Expenses	-	-	-	-
96		Statement of Activities Net Result	-	-	-	-
97		A_B4000 Tuition & Educational Fees	-	-	-	-
98		A_B4100 Sales of Goods & Services	-	-	-	-
99		A_B4300 Grants & Contracts	-	-	-	-
100		A_43501 Federal Appropriations	-	-	-	-
101		A_B4400 Other Operating Revenue	-	-	-	-
102		A_B5000 Non Operating Revenues	-	-	-	-
103		A_B5100 Appropriations	-	-	-	-
104		A_B5300 Gifts	-	-	-	-
105		A_B5500 Investment Income	-	-	-	-
106		A_B5600 Other Non Operating Revenues	-	-	-	-
107		Total_Revenue Revenue	-	-	-	-
108		A_B6000 Salaries, Wages & Benefits	-	-	-	-
109		A_B6200 Services & Fees	-	-	-	-
110		A_B6300 Travel	-	-	-	-
111	FC_B35 Restr	A_B6400 Supplies	-	-	-	-
112	Expendable	A_B6450 Utilities	-	-	-	-
113	Non Op	A_B6500 Repairs & Maintenance	-	-	-	-
114		A_B6550 Rentals & Leases	-	-	-	-
115		A_B6575 Interest Expense	-	-	-	-
116		A_B6600 Claims & Judgements	-	-	-	-
117		A_B6650 Other Expense	-	-	-	-
118		A_B6700 Subcontracts	-	-	-	-
119		A_B6900 Depreciation & Amortization	-	-	-	-
120		A_B7000 Capital Expense	-	-	-	-
121		A_B7200 Discontinued Operations	-	-	-	-
122		A_B7500 Other Non Operating Expenses	-	-	-	-
123		A_B7600 Internal Allocations & Sales	-	-	-	-
124		A_B7700 Funding Tranfers	-	-	-	-
125		Total_Expenses Expenses	-	-	-	-
126		Statement of Activities Net Result	-	-	-	-

	A	B	C	D	E	F
1						
2	O_00014: Office of Engagement & Outreach					
3	Board of Trustees Report					
4	O_00014: Office of Engagement & Outreach					
5				FY18	FY19	
6	Fund Class - Source	Summary Level Natural Accounts	Budget	Actual through March	Budget	Variance FY18 Budget to FY19 Budget
127		A_B4000 Tuition & Educational Fees	-	-	-	-
128		A_B4100 Sales of Goods & Services	-	-	-	-
129		A_B4300 Grants & Contracts	-	-	-	-
130		A_43501 Federal Appropriations	-	-	-	-
131		A_B4400 Other Operating Revenue	-	-	-	-
132		A_B5000 Non Operating Revenues	-	-	-	-
133		A_B5100 Appropriations	-	-	-	-
134		A_B5300 Gifts	-	-	-	-
135		A_B5500 Investment Income	-	-	-	-
136		A_B5600 Other Non Operating Revenues	-	-	-	-
137		Total_Revenue Revenue	-	-	-	-
138		A_B6000 Salaries, Wages & Benefits	-	-	-	-
139		A_B6200 Services & Fees	-	-	-	-
140		A_B6300 Travel	-	-	-	-
141	FC_B40 Restr	A_B6400 Supplies	-	-	-	-
142	Grants	A_B6450 Utilities	-	-	-	-
143		A_B6500 Repairs & Maintenance	-	-	-	-
144		A_B6550 Rentals & Leases	-	-	-	-
145		A_B6575 Interest Expense	-	-	-	-
146		A_B6600 Claims & Judgements	-	-	-	-
147		A_B6650 Other Expense	-	-	-	-
148		A_B6700 Subcontracts	-	-	-	-
149		A_B6900 Depreciation & Amortization	-	-	-	-
150		A_B7000 Capital Expense	-	-	-	-
151		A_B7200 Discontinued Operations	-	-	-	-
152		A_B7500 Other Non Operating Expenses	-	-	-	-
153		A_B7600 Internal Allocations & Sales	-	-	-	-
154		A_B7700 Funding Tranfers	-	-	-	-
155		Total_Expenses Expenses	-	-	-	-
156		Statement of Activities Net Result	-	-	-	-
157		A_B4000 Tuition & Educational Fees	-	-	-	-
158		A_B4100 Sales of Goods & Services	-	-	-	-
159		A_B4300 Grants & Contracts	-	-	-	-
160		A_43501 Federal Appropriations	-	-	-	-
161		A_B4400 Other Operating Revenue	-	-	-	-
162		A_B5000 Non Operating Revenues	-	-	-	-
163		A_B5100 Appropriations	-	-	-	-
164		A_B5300 Gifts	-	-	-	-
165		A_B5500 Investment Income	-	-	-	-
166		A_B5600 Other Non Operating Revenues	-	-	-	-
167		Total_Revenue Revenue	-	-	-	-
168		A_B6000 Salaries, Wages & Benefits	-	-	-	-
169		A_B6200 Services & Fees	-	-	-	-
170		A_B6300 Travel	-	-	-	-
171	FC_B45 Restr	A_B6400 Supplies	-	-	-	-
172	Govt Funds	A_B6450 Utilities	-	-	-	-
173		A_B6500 Repairs & Maintenance	-	-	-	-
174		A_B6550 Rentals & Leases	-	-	-	-
175		A_B6575 Interest Expense	-	-	-	-
176		A_B6600 Claims & Judgements	-	-	-	-
177		A_B6650 Other Expense	-	-	-	-
178		A_B6700 Subcontracts	-	-	-	-
179		A_B6900 Depreciation & Amortization	-	-	-	-
180		A_B7000 Capital Expense	-	-	-	-
181		A_B7200 Discontinued Operations	-	-	-	-
182		A_B7500 Other Non Operating Expenses	-	-	-	-
183		A_B7600 Internal Allocations & Sales	-	-	-	-
184		A_B7700 Funding Tranfers	-	-	-	-
185		Total_Expenses Expenses	-	-	-	-
186		Statement of Activities Net Result	-	-	-	-


	A	B	C	D	E	F	
1							
2	O_60001: VP for Governmental & Community Affairs Office						
3	Board of Trustees Report						
4	O_60001: VP for Governmental & Community Affairs Office						
5			FY18		FY19		
6	Fund Class - Source	Summary Level Natural Accounts	Budget	Actual through March	Budget	Variance FY18 Budget to FY19 Budget	
7	FC_105 Unrestricted Operating Class	A_B4000 Tuition & Educational Fees	-	-	-	-	
8		A_B4100 Sales of Goods & Services	-	-	-	-	
9		A_B4300 Grants & Contracts	-	-	-	-	
10		A_43501 Federal Appropriations	-	-	-	-	
11		A_B4400 Other Operating Revenue	-	-	-	-	
12		A_B5000 Non Operating Revenues	-	-	-	-	
13		A_B5100 Appropriations	-	-	-	-	
14		A_B5300 Gifts	-	-	-	-	
15		A_B5500 Investment Income	-	-	-	-	
16		A_B5600 Other Non Operating Revenues	-	-	-	-	
17			Total Revenue Revenue	-	-	-	-
18			A_B6000 Salaries, Wages & Benefits	289,571	208,607	196,832	(92,739)
19			A_B6200 Services & Fees	6,500	766	201,300	194,800
20			A_B6300 Travel	10,000	2,251	11,000	1,000
21			A_B6400 Supplies	4,400	-	1,600	(2,800)
22			A_B6450 Utilities	-	-	-	-
23			A_B6500 Repairs & Maintenance	-	-	-	-
24			A_B6550 Rentals & Leases	1,000	-	-	(1,000)
25			A_B6575 Interest Expense	-	-	-	-
26			A_B6600 Claims & Judgements	-	-	-	-
27			A_B6650 Other Expense	2,700	200	600	(2,100)
28			A_B6700 Subcontracts	-	-	-	-
29			A_B6900 Depreciation & Amortization	-	-	-	-
30			A_B7000 Capital Expense	-	-	-	-
31			A_B7200 Discontinued Operations	-	-	-	-
32			A_B7500 Other Non Operating Expenses	-	-	-	-
33			A_B7600 Internal Allocations & Sales	-	10,312	1,500	1,500
34			A_B7700 Funding Trfers	-	-	-	-
35			Total Expenses Expenses	314,171	222,136	412,832	98,661
36			Statement of Activities Net Result	314,171	222,136	412,832	98,661
37		FC_B20 Designated Op	A_B4000 Tuition & Educational Fees	-	-	-	-
38			A_B4100 Sales of Goods & Services	-	-	-	-
39			A_B4300 Grants & Contracts	-	-	-	-
40			A_43501 Federal Appropriations	-	-	-	-
41			A_B4400 Other Operating Revenue	-	-	-	-
42			A_B5000 Non Operating Revenues	-	-	-	-
43	A_B5100 Appropriations		-	-	-	-	
44	A_B5300 Gifts		-	-	-	-	
45	A_B5500 Investment Income		-	-	-	-	
46	A_B5600 Other Non Operating Revenues		-	-	-	-	
47			Total Revenue Revenue	-	-	-	-
48			A_B6000 Salaries, Wages & Benefits	-	-	-	-
49			A_B6200 Services & Fees	-	-	-	-
50			A_B6300 Travel	-	-	-	-
51			A_B6400 Supplies	-	-	-	-
52			A_B6450 Utilities	-	-	-	-
53			A_B6500 Repairs & Maintenance	-	-	-	-
54			A_B6550 Rentals & Leases	-	-	-	-
55			A_B6575 Interest Expense	-	-	-	-
56			A_B6600 Claims & Judgements	-	-	-	-
57			A_B6650 Other Expense	-	-	-	-
58			A_B6700 Subcontracts	-	-	-	-
59			A_B6900 Depreciation & Amortization	-	-	-	-
60			A_B7000 Capital Expense	-	-	-	-
61			A_B7200 Discontinued Operations	-	-	-	-
62			A_B7500 Other Non Operating Expenses	-	-	-	-
63			A_B7600 Internal Allocations & Sales	-	-	-	-
64			A_B7700 Funding Trfers	-	-	-	-
65			Total Expenses Expenses	-	-	-	-
66			Statement of Activities Net Result	-	-	-	-


	A	B	C	D	E	F
1						
2	O_60001: VP for Governmental & Community Affairs Office					
3	Board of Trustees Report					
4	O_60001: VP for Governmental & Community Affairs Office					
5			FY18		FY19	
6	Fund Class - Source	Summary Level Natural Accounts	Budget	Actual through March	Budget	Variance FY18 Budget to FY19 Budget
67		A_B4000 Tuition & Educational Fees	-	-	-	-
68		A_B4100 Sales of Goods & Services	-	-	-	-
69		A_B4300 Grants & Contracts	-	-	-	-
70		A_43501 Federal Appropriations	-	-	-	-
71		A_B4400 Other Operating Revenue	-	-	-	-
72		A_B5000 Non Operating Revenues	-	-	-	-
73		A_B5100 Appropriations	-	-	-	-
74		A_B5300 Gifts	-	-	-	-
75		A_B5500 Investment Income	-	-	-	-
76		A_B5600 Other Non Operating Revenues	-	-	-	-
77		Total_Revenue Revenue	-	-	-	-
78		A_B6000 Salaries, Wages & Benefits	-	-	-	-
79		A_B6200 Services & Fees	-	-	-	-
80		A_B6300 Travel	-	-	-	-
81	FC_B30 Restr	A_B6400 Supplies	-	-	-	-
82	Expendable Op	A_B6450 Utilities	-	-	-	-
83		A_B6500 Repairs & Maintenance	-	-	-	-
84		A_B6550 Rentals & Leases	-	-	-	-
85		A_B6575 Interest Expense	-	-	-	-
86		A_B6600 Claims & Judgements	-	-	-	-
87		A_B6650 Other Expense	-	-	-	-
88		A_B6700 Subcontracts	-	-	-	-
89		A_B6900 Depreciation & Amortization	-	-	-	-
90		A_B7000 Capital Expense	-	-	-	-
91		A_B7200 Discontinued Operations	-	-	-	-
92		A_B7500 Other Non Operating Expenses	-	-	-	-
93		A_B7600 Internal Allocations & Sales	-	-	-	-
94		A_B7700 Funding Tranfers	-	-	-	-
95		Total_Expenses Expenses	-	-	-	-
96		Statement of Activities Net Result	-	-	-	-
97		A_B4000 Tuition & Educational Fees	-	-	-	-
98		A_B4100 Sales of Goods & Services	-	-	-	-
99		A_B4300 Grants & Contracts	-	-	-	-
100		A_43501 Federal Appropriations	-	-	-	-
101		A_B4400 Other Operating Revenue	-	-	-	-
102		A_B5000 Non Operating Revenues	-	-	-	-
103		A_B5100 Appropriations	-	-	-	-
104		A_B5300 Gifts	-	-	-	-
105		A_B5500 Investment Income	-	-	-	-
106		A_B5600 Other Non Operating Revenues	-	-	-	-
107		Total_Revenue Revenue	-	-	-	-
108		A_B6000 Salaries, Wages & Benefits	-	-	-	-
109		A_B6200 Services & Fees	-	-	-	-
110		A_B6300 Travel	-	-	-	-
111	FC_B35 Restr	A_B6400 Supplies	-	-	-	-
112	Expendable Non Op	A_B6450 Utilities	-	-	-	-
113		A_B6500 Repairs & Maintenance	-	-	-	-
114		A_B6550 Rentals & Leases	-	-	-	-
115		A_B6575 Interest Expense	-	-	-	-
116		A_B6600 Claims & Judgements	-	-	-	-
117		A_B6650 Other Expense	-	-	-	-
118		A_B6700 Subcontracts	-	-	-	-
119		A_B6900 Depreciation & Amortization	-	-	-	-
120		A_B7000 Capital Expense	-	-	-	-
121		A_B7200 Discontinued Operations	-	-	-	-
122		A_B7500 Other Non Operating Expenses	-	-	-	-
123		A_B7600 Internal Allocations & Sales	-	-	-	-
124		A_B7700 Funding Tranfers	-	-	-	-
125		Total_Expenses Expenses	-	-	-	-
126		Statement of Activities Net Result	-	-	-	-


	A	B	C	D	E	F
1						
2	O_60001: VP for Governmental & Community Affairs Office					
3	Board of Trustees Report					
4	O_60001: VP for Governmental & Community Affairs Office					
5			FY18		FY19	
6	Fund Class - Source	Summary Level Natural Accounts	Budget	Actual through March	Budget	Variance FY18 Budget to FY19 Budget
127		A_B4000 Tuition & Educational Fees	-	-	-	-
128		A_B4100 Sales of Goods & Services	-	-	-	-
129		A_B4300 Grants & Contracts	-	-	-	-
130		A_43501 Federal Appropriations	-	-	-	-
131		A_B4400 Other Operating Revenue	-	-	-	-
132		A_B5000 Non Operating Revenues	-	-	-	-
133		A_B5100 Appropriations	-	-	-	-
134		A_B5300 Gifts	-	-	-	-
135		A_B5500 Investment Income	-	-	-	-
136		A_B5600 Other Non Operating Revenues	-	-	-	-
137		Total_Revenue Revenue	-	-	-	-
138		A_B6000 Salaries, Wages & Benefits	-	-	-	-
139		A_B6200 Services & Fees	-	-	-	-
140		A_B6300 Travel	-	-	-	-
141	FC_B40 Restr	A_B6400 Supplies	-	-	-	-
142	Grants	A_B6450 Utilities	-	-	-	-
143		A_B6500 Repairs & Maintenance	-	-	-	-
144		A_B6550 Rentals & Leases	-	-	-	-
145		A_B6575 Interest Expense	-	-	-	-
146		A_B6600 Claims & Judgements	-	-	-	-
147		A_B6650 Other Expense	-	-	-	-
148		A_B6700 Subcontracts	-	-	-	-
149		A_B6900 Depreciation & Amortization	-	-	-	-
150		A_B7000 Capital Expense	-	-	-	-
151		A_B7200 Discontinued Operations	-	-	-	-
152		A_B7500 Other Non Operating Expenses	-	-	-	-
153		A_B7600 Internal Allocations & Sales	-	-	-	-
154		A_B7700 Funding Tranfers	-	-	-	-
155		Total_Expenses Expenses	-	-	-	-
156		Statement of Activities Net Result	-	-	-	-
157		A_B4000 Tuition & Educational Fees	-	-	-	-
158		A_B4100 Sales of Goods & Services	-	-	-	-
159		A_B4300 Grants & Contracts	-	-	-	-
160		A_43501 Federal Appropriations	-	-	-	-
161		A_B4400 Other Operating Revenue	-	-	-	-
162		A_B5000 Non Operating Revenues	-	-	-	-
163		A_B5100 Appropriations	-	-	-	-
164		A_B5300 Gifts	-	-	-	-
165		A_B5500 Investment Income	-	-	-	-
166		A_B5600 Other Non Operating Revenues	-	-	-	-
167		Total_Revenue Revenue	-	-	-	-
168		A_B6000 Salaries, Wages & Benefits	-	-	-	-
169		A_B6200 Services & Fees	-	-	-	-
170		A_B6300 Travel	-	-	-	-
171	FC_B45 Restr	A_B6400 Supplies	-	-	-	-
172	Govt Funds	A_B6450 Utilities	-	-	-	-
173		A_B6500 Repairs & Maintenance	-	-	-	-
174		A_B6550 Rentals & Leases	-	-	-	-
175		A_B6575 Interest Expense	-	-	-	-
176		A_B6600 Claims & Judgements	-	-	-	-
177		A_B6650 Other Expense	-	-	-	-
178		A_B6700 Subcontracts	-	-	-	-
179		A_B6900 Depreciation & Amortization	-	-	-	-
180		A_B7000 Capital Expense	-	-	-	-
181		A_B7200 Discontinued Operations	-	-	-	-
182		A_B7500 Other Non Operating Expenses	-	-	-	-
183		A_B7600 Internal Allocations & Sales	-	-	-	-
184		A_B7700 Funding Tranfers	-	-	-	-
185		Total_Expenses Expenses	-	-	-	-
186		Statement of Activities Net Result	-	-	-	-


	A	B	C	D	E	F	
1							
2	O_00021: Internal Audit						
3	Board of Trustees Report						
4	O_00021: Internal Audit						
5			FY18		FY19		
6	Fund Class - Source	Summary Level Natural Accounts	Budget	Actual through March	Budget	Variance FY18 Budget to FY19 Budget	
7	FC_105 Unrestricted Operating Class	A_B4000 Tuition & Educational Fees	-	-	-	-	
8		A_B4100 Sales of Goods & Services	-	-	-	-	
9		A_B4300 Grants & Contracts	-	-	-	-	
10		A_43501 Federal Appropriations	-	-	-	-	
11		A_B4400 Other Operating Revenue	-	-	-	-	
12		A_B5000 Non Operating Revenues	-	-	-	-	
13		A_B5100 Appropriations	-	-	-	-	
14		A_B5300 Gifts	-	-	-	-	
15		A_B5500 Investment Income	-	-	-	-	
16		A_B5600 Other Non Operating Revenues	-	-	-	-	
17			Total Revenue Revenue	-	-	-	-
18			A_B6000 Salaries, Wages & Benefits	255,224	191,418	255,224	0
19			A_B6200 Services & Fees	1,300	-	-	(1,300)
20			A_B6300 Travel	2,500	106	4,000	1,500
21			A_B6400 Supplies	2,300	1,787	6,035	3,735
22			A_B6450 Utilities	-	-	-	-
23			A_B6500 Repairs & Maintenance	-	-	-	-
24			A_B6550 Rentals & Leases	-	-	-	-
25			A_B6575 Interest Expense	-	-	-	-
26			A_B6600 Claims & Judgements	-	-	-	-
27			A_B6650 Other Expense	1,100	365	2,350	1,250
28			A_B6700 Subcontracts	-	-	-	-
29			A_B6900 Depreciation & Amortization	-	-	-	-
30			A_B7000 Capital Expense	-	-	-	-
31			A_B7200 Discontinued Operations	-	-	-	-
32			A_B7500 Other Non Operating Expenses	-	-	-	-
33			A_B7600 Internal Allocations & Sales	-	923	1,550	1,550
34			A_B7700 Funding Transfers	-	-	-	-
35			Total Expenses Expenses	262,424	194,600	269,159	6,735
36			Statement of Activities Net Result	262,424	194,600	269,159	6,735
37		FC_B20 Designated Op	A_B4000 Tuition & Educational Fees	-	-	-	-
38			A_B4100 Sales of Goods & Services	-	-	-	-
39			A_B4300 Grants & Contracts	-	-	-	-
40			A_43501 Federal Appropriations	-	-	-	-
41			A_B4400 Other Operating Revenue	-	-	-	-
42			A_B5000 Non Operating Revenues	-	-	-	-
43	A_B5100 Appropriations		-	-	-	-	
44	A_B5300 Gifts		-	-	-	-	
45	A_B5500 Investment Income		-	-	-	-	
46	A_B5600 Other Non Operating Revenues		-	-	-	-	
47			Total Revenue Revenue	-	-	-	-
48			A_B6000 Salaries, Wages & Benefits	-	-	-	-
49			A_B6200 Services & Fees	-	-	-	-
50			A_B6300 Travel	-	-	-	-
51			A_B6400 Supplies	-	-	-	-
52			A_B6450 Utilities	-	-	-	-
53			A_B6500 Repairs & Maintenance	-	-	-	-
54			A_B6550 Rentals & Leases	-	-	-	-
55			A_B6575 Interest Expense	-	-	-	-
56			A_B6600 Claims & Judgements	-	-	-	-
57			A_B6650 Other Expense	-	-	-	-
58			A_B6700 Subcontracts	-	-	-	-
59			A_B6900 Depreciation & Amortization	-	-	-	-
60			A_B7000 Capital Expense	-	-	-	-
61			A_B7200 Discontinued Operations	-	-	-	-
62			A_B7500 Other Non Operating Expenses	-	-	-	-
63			A_B7600 Internal Allocations & Sales	-	-	-	-
64			A_B7700 Funding Transfers	-	-	-	-
65			Total Expenses Expenses	-	-	-	-
66			Statement of Activities Net Result	-	-	-	-

	A	B	C	D	E	F
1						
2	O_00021: Internal Audit					
3	Board of Trustees Report					
4	O_00021: Internal Audit					
5			FY18		FY19	
6	Fund Class - Source	Summary Level Natural Accounts	Budget	Actual through March	Budget	Variance FY18 Budget to FY19 Budget
67		A_B4000 Tuition & Educational Fees	-	-	-	-
68		A_B4100 Sales of Goods & Services	-	-	-	-
69		A_B4300 Grants & Contracts	-	-	-	-
70		A_43501 Federal Appropriations	-	-	-	-
71		A_B4400 Other Operating Revenue	-	-	-	-
72		A_B5000 Non Operating Revenues	-	-	-	-
73		A_B5100 Appropriations	-	-	-	-
74		A_B5300 Gifts	-	-	-	-
75		A_B5500 Investment Income	-	-	-	-
76		A_B5600 Other Non Operating Revenues	-	-	-	-
77		Total_Revenue Revenue	-	-	-	-
78		A_B6000 Salaries, Wages & Benefits	-	-	-	-
79		A_B6200 Services & Fees	-	-	-	-
80		A_B6300 Travel	-	-	-	-
81	FC_B30 Restr	A_B6400 Supplies	-	-	-	-
82	Expendable Op	A_B6450 Utilities	-	-	-	-
83		A_B6500 Repairs & Maintenance	-	-	-	-
84		A_B6550 Rentals & Leases	-	-	-	-
85		A_B6575 Interest Expense	-	-	-	-
86		A_B6600 Claims & Judgements	-	-	-	-
87		A_B6650 Other Expense	-	-	-	-
88		A_B6700 Subcontracts	-	-	-	-
89		A_B6900 Depreciation & Amortization	-	-	-	-
90		A_B7000 Capital Expense	-	-	-	-
91		A_B7200 Discontinued Operations	-	-	-	-
92		A_B7500 Other Non Operating Expenses	-	-	-	-
93		A_B7600 Internal Allocations & Sales	-	-	-	-
94		A_B7700 Funding Tranfers	-	-	-	-
95		Total_Expenses Expenses	-	-	-	-
96		Statement of Activities Net Result	-	-	-	-
97		A_B4000 Tuition & Educational Fees	-	-	-	-
98		A_B4100 Sales of Goods & Services	-	-	-	-
99		A_B4300 Grants & Contracts	-	-	-	-
100		A_43501 Federal Appropriations	-	-	-	-
101		A_B4400 Other Operating Revenue	-	-	-	-
102		A_B5000 Non Operating Revenues	-	-	-	-
103		A_B5100 Appropriations	-	-	-	-
104		A_B5300 Gifts	-	-	-	-
105		A_B5500 Investment Income	-	-	-	-
106		A_B5600 Other Non Operating Revenues	-	-	-	-
107		Total_Revenue Revenue	-	-	-	-
108		A_B6000 Salaries, Wages & Benefits	-	-	-	-
109		A_B6200 Services & Fees	-	-	-	-
110		A_B6300 Travel	-	-	-	-
111	FC_B35 Restr	A_B6400 Supplies	-	-	-	-
112	Expendable Non Op	A_B6450 Utilities	-	-	-	-
113		A_B6500 Repairs & Maintenance	-	-	-	-
114		A_B6550 Rentals & Leases	-	-	-	-
115		A_B6575 Interest Expense	-	-	-	-
116		A_B6600 Claims & Judgements	-	-	-	-
117		A_B6650 Other Expense	-	-	-	-
118		A_B6700 Subcontracts	-	-	-	-
119		A_B6900 Depreciation & Amortization	-	-	-	-
120		A_B7000 Capital Expense	-	-	-	-
121		A_B7200 Discontinued Operations	-	-	-	-
122		A_B7500 Other Non Operating Expenses	-	-	-	-
123		A_B7600 Internal Allocations & Sales	-	-	-	-
124		A_B7700 Funding Tranfers	-	-	-	-
125		Total_Expenses Expenses	-	-	-	-
126		Statement of Activities Net Result	-	-	-	-


	A	B	C	D	E	F
1						
2	O_00021: Internal Audit					
3	Board of Trustees Report					
4	O_00021: Internal Audit					
5			FY18		FY19	
6	Fund Class - Source	Summary Level Natural Accounts	Budget	Actual through March	Budget	Variance FY18 Budget to FY19 Budget
127		A_B4000 Tuition & Educational Fees	-	-	-	-
128		A_B4100 Sales of Goods & Services	-	-	-	-
129		A_B4300 Grants & Contracts	-	-	-	-
130		A_43501 Federal Appropriations	-	-	-	-
131		A_B4400 Other Operating Revenue	-	-	-	-
132		A_B5000 Non Operating Revenues	-	-	-	-
133		A_B5100 Appropriations	-	-	-	-
134		A_B5300 Gifts	-	-	-	-
135		A_B5500 Investment Income	-	-	-	-
136		A_B5600 Other Non Operating Revenues	-	-	-	-
137		Total_Revenue Revenue	-	-	-	-
138		A_B6000 Salaries, Wages & Benefits	-	-	-	-
139		A_B6200 Services & Fees	-	-	-	-
140		A_B6300 Travel	-	-	-	-
141	FC_B40 Restr	A_B6400 Supplies	-	-	-	-
142	Grants	A_B6450 Utilities	-	-	-	-
143		A_B6500 Repairs & Maintenance	-	-	-	-
144		A_B6550 Rentals & Leases	-	-	-	-
145		A_B6575 Interest Expense	-	-	-	-
146		A_B6600 Claims & Judgements	-	-	-	-
147		A_B6650 Other Expense	-	-	-	-
148		A_B6700 Subcontracts	-	-	-	-
149		A_B6900 Depreciation & Amortization	-	-	-	-
150		A_B7000 Capital Expense	-	-	-	-
151		A_B7200 Discontinued Operations	-	-	-	-
152		A_B7500 Other Non Operating Expenses	-	-	-	-
153		A_B7600 Internal Allocations & Sales	-	-	-	-
154		A_B7700 Funding Tranfers	-	-	-	-
155		Total_Expenses Expenses	-	-	-	-
156		Statement of Activities Net Result	-	-	-	-
157		A_B4000 Tuition & Educational Fees	-	-	-	-
158		A_B4100 Sales of Goods & Services	-	-	-	-
159		A_B4300 Grants & Contracts	-	-	-	-
160		A_43501 Federal Appropriations	-	-	-	-
161		A_B4400 Other Operating Revenue	-	-	-	-
162		A_B5000 Non Operating Revenues	-	-	-	-
163		A_B5100 Appropriations	-	-	-	-
164		A_B5300 Gifts	-	-	-	-
165		A_B5500 Investment Income	-	-	-	-
166		A_B5600 Other Non Operating Revenues	-	-	-	-
167		Total_Revenue Revenue	-	-	-	-
168		A_B6000 Salaries, Wages & Benefits	-	-	-	-
169		A_B6200 Services & Fees	-	-	-	-
170		A_B6300 Travel	-	-	-	-
171	FC_B45 Restr	A_B6400 Supplies	-	-	-	-
172	Govt Funds	A_B6450 Utilities	-	-	-	-
173		A_B6500 Repairs & Maintenance	-	-	-	-
174		A_B6550 Rentals & Leases	-	-	-	-
175		A_B6575 Interest Expense	-	-	-	-
176		A_B6600 Claims & Judgements	-	-	-	-
177		A_B6650 Other Expense	-	-	-	-
178		A_B6700 Subcontracts	-	-	-	-
179		A_B6900 Depreciation & Amortization	-	-	-	-
180		A_B7000 Capital Expense	-	-	-	-
181		A_B7200 Discontinued Operations	-	-	-	-
182		A_B7500 Other Non Operating Expenses	-	-	-	-
183		A_B7600 Internal Allocations & Sales	-	-	-	-
184		A_B7700 Funding Tranfers	-	-	-	-
185		Total_Expenses Expenses	-	-	-	-
186		Statement of Activities Net Result	-	-	-	-


	A	B	C	D	E	F	
1							
2	O_B1000: Academic Affairs Division						
3	Board of Trustees Report						
4	O_B1000: Academic Affairs Division						
5			FY18		FY19		
6	Fund Class - Source	Summary Level Natural Accounts	Budget	Actual through March	Budget	Variance FY18 Budget to FY19 Budget	
7	FC_105 Unrestricted Operating Class	A_B4000 Tuition & Educational Fees	(3,922,618)	(3,530,786)	(5,977,257)	(2,054,639)	
8		A_B4100 Sales of Goods & Services	(487,778)	(2,190,044)	(139,943)	347,835	
9		A_B4300 Grants & Contracts	(204,105)	-	(180,000)	24,105	
10		A_43501 Federal Appropriations	-	-	-	-	
11		A_B4400 Other Operating Revenue	(2,550,478)	(1,071,847)	(1,062,164)	1,488,314	
12		A_B5000 Non Operating Revenues	-	-	-	-	
13		A_B5100 Appropriations	(10,785,781)	(9,686,091)	(9,351,583)	1,434,198	
14		A_B5300 Gifts	(575,550)	(9,288)	(2,500)	573,050	
15		A_B5500 Investment Income	(372,208)	-	(500,000)	(127,792)	
16		A_B5600 Other Non Operating Revenues	(4,111,805)	(44,805)	(2,085,882)	2,025,923	
17			Total_Revenue Revenue	(23,010,322)	(16,532,861)	(19,299,329)	3,710,993
18			A_B6000 Salaries, Wages & Benefits	149,699,023	112,261,139	152,537,425	2,838,402
19			A_B6200 Services & Fees	5,589,253	2,717,840	3,731,858	(1,857,395)
20			A_B6300 Travel	3,894,467	2,217,988	3,724,888	(169,579)
21			A_B6400 Supplies	18,160,546	11,823,685	14,378,416	(3,782,130)
22			A_B6450 Utilities	23,354	19,813	41,428	18,074
23			A_B6500 Repairs & Maintenance	848,333	426,250	383,966	(464,367)
24			A_B6550 Rentals & Leases	167,958	204,135	277,704	109,747
25			A_B6575 Interest Expense	-	66	-	-
26			A_B6600 Claims & Judgements	-	-	-	-
27			A_B6650 Other Expense	1,565,632	1,419,537	3,379,898	1,814,265
28			A_B6700 Subcontracts	110,385	16,908	144,882	34,497
29			A_B6900 Depreciation & Amortization	-	128,423	3,500	3,500
30			A_B7000 Capital Expense	-	32,940	19,309	19,309
31			A_B7200 Discontinued Operations	-	-	-	-
32			A_B7500 Other Non Operating Expenses	10,500	(16,631)	(274,000)	(284,500)
33			A_B7600 Internal Allocations & Sales	23,901	1,543,706	1,669,320	1,645,419
34			A_B7700 Funding Tranfers	(2,936,277)	90,303	(2,083,641)	852,636
35			Total_Expenses Expenses	177,157,076	132,886,103	177,934,954	777,878
36			Statement of Activities Net Result	154,146,754	116,353,242	158,635,625	4,488,871
37		FC_B20 Designated Op	A_B4000 Tuition & Educational Fees	(559,883)	(1,244,796)	(6,697,110)	(6,137,226)
38			A_B4100 Sales of Goods & Services	(61,382)	(385,791)	(798,082)	(736,700)
39			A_B4300 Grants & Contracts	(2,240,867)	(40,540)	(1,436,206)	804,661
40			A_43501 Federal Appropriations	-	-	-	-
41			A_B4400 Other Operating Revenue	(1,267,037)	(795,983)	(3,696,576)	(2,429,538)
42			A_B5000 Non Operating Revenues	-	-	-	-
43	A_B5100 Appropriations		(3,797,686)	(4,057,861)	(4,184,718)	(387,032)	
44	A_B5300 Gifts		(19,500)	1,587	-	19,500	
45	A_B5500 Investment Income		-	-	-	-	
46	A_B5600 Other Non Operating Revenues		(856,230)	(83)	(1,155,300)	(299,070)	
47			Total_Revenue Revenue	(8,802,586)	(6,523,467)	(17,967,991)	(9,165,406)
48			A_B6000 Salaries, Wages & Benefits	5,484,600	3,830,869	9,026,138	3,541,538
49			A_B6200 Services & Fees	408,300	433,604	1,640,137	1,231,837
50			A_B6300 Travel	385,191	288,433	1,293,816	908,626
51			A_B6400 Supplies	2,327,665	1,117,785	6,826,104	4,498,440
52			A_B6450 Utilities	72	1,720	1,556	1,484
53			A_B6500 Repairs & Maintenance	189,300	68,824	872,200	682,900
54			A_B6550 Rentals & Leases	33,891	23,569	110,795	76,904
55			A_B6575 Interest Expense	-	-	11	11
56			A_B6600 Claims & Judgements	-	-	-	-
57			A_B6650 Other Expense	1,097,158	374,281	2,978,828	1,881,670
58			A_B6700 Subcontracts	31,000	26,163	164,161	133,161
59			A_B6900 Depreciation & Amortization	-	9,183	-	-
60			A_B7000 Capital Expense	-	228,110	1,452,755	1,452,755
61			A_B7200 Discontinued Operations	-	-	-	-
62			A_B7500 Other Non Operating Expenses	-	3,685	-	-
63			A_B7600 Internal Allocations & Sales	(47,720)	(133,955)	(2,129,197)	(2,081,477)
64			A_B7700 Funding Tranfers	(1,277,213)	(12,348)	(4,076,028)	(2,798,816)
65			Total_Expenses Expenses	8,632,244	6,259,923	18,161,277	9,529,033
66			Statement of Activities Net Result	(170,342)	(263,545)	193,286	363,628


	A	B	C	D	E	F	
1							
2	O_B1000: Academic Affairs Division						
3	Board of Trustees Report						
4	O_B1000: Academic Affairs Division						
5				FY18	FY19		
6	Fund Class - Source	Summary Level Natural Accounts	Budget	Actual through March	Budget	Variance FY18 Budget to FY19 Budget	
67		A_B4000 Tuition & Educational Fees	-	18,532,115	21,625,751	21,625,751	
68		A_B4100 Sales of Goods & Services	-	-	-	-	
69		A_B4300 Grants & Contracts	-	-	-	-	
70		A_43501 Federal Appropriations	-	-	-	-	
71		A_B4400 Other Operating Revenue	-	-	-	-	
72		A_B5000 Non Operating Revenues	-	-	-	-	
73		A_B5100 Appropriations	-	(9,160,113)	(11,827,012)	(11,827,012)	
74		A_B5300 Gifts	-	(14,321,636)	(31,071,125)	(31,071,125)	
75		A_B5500 Investment Income	-	-	-	-	
76		A_B5600 Other Non Operating Revenues	-	-	-	-	
77		Total_Revenue Revenue	-	(4,949,634)	(21,272,386)	(21,272,386)	
78		A_B6000 Salaries, Wages & Benefits	-	7,141,501	11,432,561	11,432,561	
79		A_B6200 Services & Fees	-	888,666	2,053,585	2,053,585	
80		A_B6300 Travel	-	899,888	2,785,560	2,785,560	
81	FC_B30 Restr Expendable Op	A_B6400 Supplies	-	1,229,809	2,214,681	2,214,681	
82		A_B6450 Utilities	-	915	2,150	2,150	
83		A_B6500 Repairs & Maintenance	-	15,547	238,503	238,503	
84		A_B6550 Rentals & Leases	-	52,929	53,745	53,745	
85		A_B6575 Interest Expense	-	-	-	-	
86		A_B6600 Claims & Judgements	-	-	-	-	
87		A_B6650 Other Expense	-	294,095	1,572,613	1,572,613	
88		A_B6700 Subcontracts	-	9,280	3,907	3,907	
89		A_B6900 Depreciation & Amortization	-	652	-	-	
90		A_B7000 Capital Expense	-	63,118	706,500	706,500	
91		A_B7200 Discontinued Operations	-	-	-	-	
92		A_B7500 Other Non Operating Expenses	-	-	-	-	
93		A_B7600 Internal Allocations & Sales	-	428,307	327,990	327,990	
94		A_B7700 Funding Tranfers	-	704	(119,409)	(119,409)	
95			Total_Expenses Expenses	-	11,025,412	21,272,386	21,272,386
96		Statement of Activities Net Result	-	6,075,779	0	0	
97	FC_B35 Restr Expendable Non Op	A_B4000 Tuition & Educational Fees	-	-	168,500	168,500	
98		A_B4100 Sales of Goods & Services	-	-	-	-	
99		A_B4300 Grants & Contracts	-	-	-	-	
100		A_43501 Federal Appropriations	-	-	-	-	
101		A_B4400 Other Operating Revenue	-	-	-	-	
102		A_B5000 Non Operating Revenues	-	-	-	-	
103		A_B5100 Appropriations	-	-	-	-	
104		A_B5300 Gifts	-	(1,856)	(187,500)	(187,500)	
105		A_B5500 Investment Income	-	-	-	-	
106		A_B5600 Other Non Operating Revenues	-	-	-	-	
107			Total_Revenue Revenue	-	(1,856)	(19,000)	(19,000)
108		A_B6000 Salaries, Wages & Benefits	-	-	6,000	6,000	
109		A_B6200 Services & Fees	-	-	-	-	
110		A_B6300 Travel	-	-	1,000	1,000	
111		A_B6400 Supplies	-	-	11,500	11,500	
112		A_B6450 Utilities	-	-	-	-	
113		A_B6500 Repairs & Maintenance	-	12,701	-	-	
114		A_B6550 Rentals & Leases	-	-	-	-	
115		A_B6575 Interest Expense	-	-	-	-	
116		A_B6600 Claims & Judgements	-	-	-	-	
117	A_B6650 Other Expense	-	-	500	500		
118	A_B6700 Subcontracts	-	-	-	-		
119	A_B6900 Depreciation & Amortization	-	-	-	-		
120	A_B7000 Capital Expense	-	-	-	-		
121	A_B7200 Discontinued Operations	-	-	-	-		
122	A_B7500 Other Non Operating Expenses	-	-	-	-		
123	A_B7600 Internal Allocations & Sales	-	29,779	-	-		
124	A_B7700 Funding Tranfers	-	-	-	-		
125		Total_Expenses Expenses	-	42,480	19,000	19,000	
126		Statement of Activities Net Result	-	40,624	-	-	


	A	B	C	D	E	F
1						
2	O_B1000: Academic Affairs Division					
3	Board of Trustees Report					
4	O_B1000: Academic Affairs Division					
5				FY18	FY19	
6	Fund Class - Source	Summary Level Natural Accounts	Budget	Actual through March	Budget	Variance FY18 Budget to FY19 Budget
127		A_B4000 Tuition & Educational Fees	-	-	22,604,770	22,604,770
128		A_B4100 Sales of Goods & Services	-	-	-	-
129		A_B4300 Grants & Contracts	-	(114,919,095)	(149,237,669)	(149,237,669)
130		A_43501 Federal Appropriations	-	-	-	-
131		A_B4400 Other Operating Revenue	-	-	-	-
132		A_B5000 Non Operating Revenues	-	-	-	-
133		A_B5100 Appropriations	-	-	-	-
134		A_B5300 Gifts	-	-	(54,636)	(54,636)
135		A_B5500 Investment Income	-	-	-	-
136		A_B5600 Other Non Operating Revenues	-	(6,818,891)	20,274,495	20,274,495
137		Total_Revenue Revenue	-	(121,737,986)	(106,413,040)	(106,413,040)
138		A_B6000 Salaries, Wages & Benefits	-	22,760,817	35,268,157	35,268,157
139		A_B6200 Services & Fees	-	2,635,670	9,063,693	9,063,693
140		A_B6300 Travel	-	1,810,867	6,132,528	6,132,528
141	FC_B40 Restr	A_B6400 Supplies	-	2,453,142	15,663,978	15,663,978
142	Grants	A_B6450 Utilities	-	3,893	-	-
143		A_B6500 Repairs & Maintenance	-	89,319	-	-
144		A_B6550 Rentals & Leases	-	368,064	8,949,945	8,949,945
145		A_B6575 Interest Expense	-	-	-	-
146		A_B6600 Claims & Judgements	-	-	-	-
147		A_B6650 Other Expense	-	57,802,612	288,540	288,540
148		A_B6700 Subcontracts	-	5,589,092	21,160	21,160
149		A_B6900 Depreciation & Amortization	-	20,275	-	-
150		A_B7000 Capital Expense	-	92,884	-	-
151		A_B7200 Discontinued Operations	-	-	-	-
152		A_B7500 Other Non Operating Expenses	-	15,449	2,350,717	2,350,717
153		A_B7600 Internal Allocations & Sales	-	-	-	-
154		A_B7700 Funding Tranfers	-	-	-	-
155		Total_Expenses Expenses	-	93,642,086	77,738,717	77,738,717
156		Statement of Activities Net Result	-	(28,095,900)	(28,674,322)	(28,674,322)
157		A_B4000 Tuition & Educational Fees	-	-	-	-
158		A_B4100 Sales of Goods & Services	-	-	-	-
159		A_B4300 Grants & Contracts	-	-	-	-
160		A_43501 Federal Appropriations	-	-	-	-
161		A_B4400 Other Operating Revenue	-	-	-	-
162		A_B5000 Non Operating Revenues	-	-	-	-
163		A_B5100 Appropriations	-	-	-	-
164		A_B5300 Gifts	-	-	-	-
165		A_B5500 Investment Income	-	-	-	-
166		A_B5600 Other Non Operating Revenues	-	-	-	-
167		Total_Revenue Revenue	-	-	-	-
168		A_B6000 Salaries, Wages & Benefits	-	-	-	-
169		A_B6200 Services & Fees	-	-	-	-
170		A_B6300 Travel	-	-	-	-
171	FC_B45 Restr	A_B6400 Supplies	-	-	-	-
172	Govt Funds	A_B6450 Utilities	-	-	-	-
173		A_B6500 Repairs & Maintenance	-	-	-	-
174		A_B6550 Rentals & Leases	-	-	-	-
175		A_B6575 Interest Expense	-	-	-	-
176		A_B6600 Claims & Judgements	-	-	-	-
177		A_B6650 Other Expense	-	-	-	-
178		A_B6700 Subcontracts	-	-	-	-
179		A_B6900 Depreciation & Amortization	-	-	-	-
180		A_B7000 Capital Expense	-	-	-	-
181		A_B7200 Discontinued Operations	-	-	-	-
182		A_B7500 Other Non Operating Expenses	-	-	-	-
183		A_B7600 Internal Allocations & Sales	-	-	-	-
184		A_B7700 Funding Tranfers	-	-	-	-
185		Total_Expenses Expenses	-	-	-	-
186		Statement of Activities Net Result	-	-	-	-


	A	B	C	D	E	F	
1							
2	O_11001: Enhanced Oil Recovery Institute						
3	Board of Trustees Report						
4	O_11001: Enhanced Oil Recovery Institute						
5			FY18		FY19		
6	Fund Class - Source	Summary Level Natural Accounts	Budget	Actual through March	Budget	Variance FY18 Budget to FY19 Budget	
7	FC_105 Unrestricted Operating Class	A_B4000 Tuition & Educational Fees	-	-	-	-	
8		A_B4100 Sales of Goods & Services	-	-	-	-	
9		A_B4300 Grants & Contracts	-	-	-	-	
10		A_43501 Federal Appropriations	-	-	-	-	
11		A_B4400 Other Operating Revenue	-	-	-	-	
12		A_B5000 Non Operating Revenues	-	-	-	-	
13		A_B5100 Appropriations	-	-	-	-	
14		A_B5300 Gifts	-	-	-	-	
15		A_B5500 Investment Income	-	-	-	-	
16		A_B5600 Other Non Operating Revenues	-	-	-	-	
17			Total Revenue Revenue	-	-	-	-
18			A_B6000 Salaries, Wages & Benefits	-	-	-	-
19			A_B6200 Services & Fees	-	-	-	-
20			A_B6300 Travel	-	-	-	-
21			A_B6400 Supplies	-	-	-	-
22			A_B6450 Utilities	-	-	-	-
23			A_B6500 Repairs & Maintenance	-	-	-	-
24			A_B6550 Rentals & Leases	-	-	-	-
25			A_B6575 Interest Expense	-	-	-	-
26			A_B6600 Claims & Judgements	-	-	-	-
27			A_B6650 Other Expense	-	-	-	-
28			A_B6700 Subcontracts	-	-	-	-
29			A_B6900 Depreciation & Amortization	-	-	-	-
30			A_B7000 Capital Expense	-	-	-	-
31			A_B7200 Discontinued Operations	-	-	-	-
32			A_B7500 Other Non Operating Expenses	-	-	-	-
33			A_B7600 Internal Allocations & Sales	-	-	-	-
34			A_B7700 Funding Tranfers	-	-	-	-
35			Total Expenses Expenses	-	-	-	-
36			Statement of Activities Net Result	-	-	-	-
37		FC_B20 Designated Op	A_B4000 Tuition & Educational Fees	-	-	-	-
38			A_B4100 Sales of Goods & Services	-	-	-	-
39			A_B4300 Grants & Contracts	-	-	-	-
40			A_43501 Federal Appropriations	-	-	-	-
41			A_B4400 Other Operating Revenue	-	-	-	-
42			A_B5000 Non Operating Revenues	-	-	-	-
43	A_B5100 Appropriations		-	-	-	-	
44	A_B5300 Gifts		-	-	-	-	
45	A_B5500 Investment Income		-	-	-	-	
46	A_B5600 Other Non Operating Revenues		-	-	-	-	
47			Total Revenue Revenue	-	-	-	-
48			A_B6000 Salaries, Wages & Benefits	-	-	-	-
49			A_B6200 Services & Fees	-	-	-	-
50			A_B6300 Travel	-	-	-	-
51			A_B6400 Supplies	-	-	-	-
52			A_B6450 Utilities	-	-	-	-
53			A_B6500 Repairs & Maintenance	-	-	-	-
54			A_B6550 Rentals & Leases	-	-	-	-
55			A_B6575 Interest Expense	-	-	-	-
56			A_B6600 Claims & Judgements	-	-	-	-
57			A_B6650 Other Expense	-	-	-	-
58			A_B6700 Subcontracts	-	-	-	-
59			A_B6900 Depreciation & Amortization	-	-	-	-
60			A_B7000 Capital Expense	-	-	-	-
61			A_B7200 Discontinued Operations	-	-	-	-
62			A_B7500 Other Non Operating Expenses	-	-	-	-
63			A_B7600 Internal Allocations & Sales	-	-	-	-
64			A_B7700 Funding Tranfers	-	-	-	-
65			Total Expenses Expenses	-	-	-	-
66			Statement of Activities Net Result	-	-	-	-


	A	B	C	D	E	F
1						
2	O_11001: Enhanced Oil Recovery Institute					
3	Board of Trustees Report					
4	O_11001: Enhanced Oil Recovery Institute					
5			FY18		FY19	
6	Fund Class - Source	Summary Level Natural Accounts	Budget	Actual through March	Budget	Variance FY18 Budget to FY19 Budget
67		A_B4000 Tuition & Educational Fees	-	-	-	-
68		A_B4100 Sales of Goods & Services	-	-	-	-
69		A_B4300 Grants & Contracts	-	-	-	-
70		A_43501 Federal Appropriations	-	-	-	-
71		A_B4400 Other Operating Revenue	-	-	-	-
72		A_B5000 Non Operating Revenues	-	-	-	-
73		A_B5100 Appropriations	-	-	-	-
74		A_B5300 Gifts	-	-	-	-
75		A_B5500 Investment Income	-	-	-	-
76		A_B5600 Other Non Operating Revenues	-	-	-	-
77		Total_Revenue Revenue	-	-	-	-
78		A_B6000 Salaries, Wages & Benefits	-	-	-	-
79		A_B6200 Services & Fees	-	-	-	-
80		A_B6300 Travel	-	-	-	-
81	FC_B30 Restr	A_B6400 Supplies	-	-	-	-
82	Expendable Op	A_B6450 Utilities	-	-	-	-
83		A_B6500 Repairs & Maintenance	-	-	-	-
84		A_B6550 Rentals & Leases	-	-	-	-
85		A_B6575 Interest Expense	-	-	-	-
86		A_B6600 Claims & Judgements	-	-	-	-
87		A_B6650 Other Expense	-	-	-	-
88		A_B6700 Subcontracts	-	-	-	-
89		A_B6900 Depreciation & Amortization	-	-	-	-
90		A_B7000 Capital Expense	-	-	-	-
91		A_B7200 Discontinued Operations	-	-	-	-
92		A_B7500 Other Non Operating Expenses	-	-	-	-
93		A_B7600 Internal Allocations & Sales	-	-	-	-
94		A_B7700 Funding Tranfers	-	-	-	-
95		Total_Expenses Expenses	-	-	-	-
96		Statement of Activities Net Result	-	-	-	-
97		A_B4000 Tuition & Educational Fees	-	-	-	-
98		A_B4100 Sales of Goods & Services	-	-	-	-
99		A_B4300 Grants & Contracts	-	-	-	-
100		A_43501 Federal Appropriations	-	-	-	-
101		A_B4400 Other Operating Revenue	-	-	-	-
102		A_B5000 Non Operating Revenues	-	-	-	-
103		A_B5100 Appropriations	-	-	-	-
104		A_B5300 Gifts	-	-	-	-
105		A_B5500 Investment Income	-	-	-	-
106		A_B5600 Other Non Operating Revenues	-	-	-	-
107		Total_Revenue Revenue	-	-	-	-
108		A_B6000 Salaries, Wages & Benefits	-	-	-	-
109		A_B6200 Services & Fees	-	-	-	-
110		A_B6300 Travel	-	-	-	-
111	FC_B35 Restr	A_B6400 Supplies	-	-	-	-
112	Expendable Non Op	A_B6450 Utilities	-	-	-	-
113		A_B6500 Repairs & Maintenance	-	-	-	-
114		A_B6550 Rentals & Leases	-	-	-	-
115		A_B6575 Interest Expense	-	-	-	-
116		A_B6600 Claims & Judgements	-	-	-	-
117		A_B6650 Other Expense	-	-	-	-
118		A_B6700 Subcontracts	-	-	-	-
119		A_B6900 Depreciation & Amortization	-	-	-	-
120		A_B7000 Capital Expense	-	-	-	-
121		A_B7200 Discontinued Operations	-	-	-	-
122		A_B7500 Other Non Operating Expenses	-	-	-	-
123		A_B7600 Internal Allocations & Sales	-	-	-	-
124		A_B7700 Funding Tranfers	-	-	-	-
125		Total_Expenses Expenses	-	-	-	-
126		Statement of Activities Net Result	-	-	-	-


	A	B	C	D	E	F
1						
2	O_11001: Enhanced Oil Recovery Institute					
3	Board of Trustees Report					
4	O_11001: Enhanced Oil Recovery Institute					
5			FY18		FY19	
6	Fund Class - Source	Summary Level Natural Accounts	Budget	Actual through March	Budget	Variance FY18 Budget to FY19 Budget
127		A_B4000 Tuition & Educational Fees	-	-	-	-
128		A_B4100 Sales of Goods & Services	-	-	-	-
129		A_B4300 Grants & Contracts	-	-	-	-
130		A_43501 Federal Appropriations	-	-	-	-
131		A_B4400 Other Operating Revenue	-	-	-	-
132		A_B5000 Non Operating Revenues	-	-	-	-
133		A_B5100 Appropriations	-	-	-	-
134		A_B5300 Gifts	-	-	-	-
135		A_B5500 Investment Income	-	-	-	-
136		A_B5600 Other Non Operating Revenues	-	-	-	-
137		Total_Revenue Revenue	-	-	-	-
138		A_B6000 Salaries, Wages & Benefits	-	-	-	-
139		A_B6200 Services & Fees	-	-	-	-
140		A_B6300 Travel	-	-	-	-
141	FC_B40 Restr	A_B6400 Supplies	-	-	-	-
142	Grants	A_B6450 Utilities	-	-	-	-
143		A_B6500 Repairs & Maintenance	-	-	-	-
144		A_B6550 Rentals & Leases	-	-	-	-
145		A_B6575 Interest Expense	-	-	-	-
146		A_B6600 Claims & Judgements	-	-	-	-
147		A_B6650 Other Expense	-	-	-	-
148		A_B6700 Subcontracts	-	-	-	-
149		A_B6900 Depreciation & Amortization	-	-	-	-
150		A_B7000 Capital Expense	-	-	-	-
151		A_B7200 Discontinued Operations	-	-	-	-
152		A_B7500 Other Non Operating Expenses	-	-	-	-
153		A_B7600 Internal Allocations & Sales	-	-	-	-
154		A_B7700 Funding Tranfers	-	-	-	-
155		Total_Expenses Expenses	-	-	-	-
156		Statement of Activities Net Result	-	-	-	-
157		A_B4000 Tuition & Educational Fees	-	-	-	-
158		A_B4100 Sales of Goods & Services	-	-	-	-
159		A_B4300 Grants & Contracts	-	-	-	-
160		A_43501 Federal Appropriations	-	-	-	-
161		A_B4400 Other Operating Revenue	-	-	-	-
162		A_B5000 Non Operating Revenues	-	-	-	-
163		A_B5100 Appropriations	-	-	-	-
164		A_B5300 Gifts	-	-	-	-
165		A_B5500 Investment Income	-	-	-	-
166		A_B5600 Other Non Operating Revenues	-	-	-	-
167		Total_Revenue Revenue	-	-	-	-
168		A_B6000 Salaries, Wages & Benefits	-	-	-	-
169		A_B6200 Services & Fees	-	-	-	-
170		A_B6300 Travel	-	-	-	-
171	FC_B45 Restr	A_B6400 Supplies	-	-	-	-
172	Govt Funds	A_B6450 Utilities	-	-	-	-
173		A_B6500 Repairs & Maintenance	-	-	-	-
174		A_B6550 Rentals & Leases	-	-	-	-
175		A_B6575 Interest Expense	-	-	-	-
176		A_B6600 Claims & Judgements	-	-	-	-
177		A_B6650 Other Expense	-	-	-	-
178		A_B6700 Subcontracts	-	-	-	-
179		A_B6900 Depreciation & Amortization	-	-	-	-
180		A_B7000 Capital Expense	-	-	-	-
181		A_B7200 Discontinued Operations	-	-	-	-
182		A_B7500 Other Non Operating Expenses	-	-	-	-
183		A_B7600 Internal Allocations & Sales	-	-	-	-
184		A_B7700 Funding Tranfers	-	-	-	-
185		Total_Expenses Expenses	-	-	-	-
186		Statement of Activities Net Result	-	-	-	-


	A	B	C	D	E	F	
1							
2	O_C1000: Provost Subdivision						
3	Board of Trustees Report						
4	O_C1000: Provost Subdivision						
5			FY18		FY19		
6	Fund Class - Source	Summary Level Natural Accounts	Budget	Actual through March	Budget	Variance FY18 Budget to FY19 Budget	
7	FC_105 Unrestricted Operating Class	A_B4000 Tuition & Educational Fees	6,209,058	6,155,464	6,143,688	(65,370)	
8		A_B4100 Sales of Goods & Services	(39,000)	(46,266)	(30,063)	8,937	
9		A_B4300 Grants & Contracts	-	-	-	-	
10		A_43501 Federal Appropriations	-	-	-	-	
11		A_B4400 Other Operating Revenue	(412,278)	(98,338)	(377,626)	34,652	
12		A_B5000 Non Operating Revenues	-	-	-	-	
13		A_B5100 Appropriations	-	-	-	-	
14		A_B5300 Gifts	(2,600)	22	(2,500)	100	
15		A_B5500 Investment Income	(800)	-	-	800	
16		A_B5600 Other Non Operating Revenues	(210,580)	-	-	210,580	
17			Total_Revenue Revenue	5,543,800	6,010,882	5,733,499	189,699
18			A_B6000 Salaries, Wages & Benefits	17,236,695	17,066,432	18,221,185	984,490
19			A_B6200 Services & Fees	1,869,933	803,682	1,353,094	(516,839)
20			A_B6300 Travel	1,258,588	422,909	974,051	(284,537)
21			A_B6400 Supplies	1,107,513	695,505	894,513	(213,000)
22			A_B6450 Utilities	6,365	4,172	5,150	(1,215)
23			A_B6500 Repairs & Maintenance	11,350	1,678	1,250	(10,100)
24			A_B6550 Rentals & Leases	43,730	91,541	113,214	69,484
25			A_B6575 Interest Expense	-	-	-	-
26			A_B6600 Claims & Judgements	-	-	-	-
27			A_B6650 Other Expense	261,531	272,719	990,449	728,918
28			A_B6700 Subcontracts	-	9,831	-	-
29			A_B6900 Depreciation & Amortization	-	3,249	3,500	3,500
30			A_B7000 Capital Expense	-	(9)	-	-
31			A_B7200 Discontinued Operations	-	-	-	-
32			A_B7500 Other Non Operating Expenses	7,200	675	-	(7,200)
33			A_B7600 Internal Allocations & Sales	4,770,533	650,167	4,812,953	42,420
34			A_B7700 Funding Tranfers	(482,214)	6,892	(464,812)	17,402
35			Total_Expenses Expenses	26,091,223	20,029,442	26,904,547	813,323
36			Statement of Activities Net Result	31,635,024	26,040,324	32,638,046	1,003,022
37		FC_B20 Designated Op	A_B4000 Tuition & Educational Fees	(176,188)	(1,450,823)	(3,654,306)	(3,478,118)
38			A_B4100 Sales of Goods & Services	-	(22,400)	-	-
39			A_B4300 Grants & Contracts	(41,000)	(5,534)	(110,007)	(69,007)
40			A_43501 Federal Appropriations	-	-	-	-
41			A_B4400 Other Operating Revenue	(6,284)	(121,876)	(372,347)	(366,063)
42			A_B5000 Non Operating Revenues	-	-	-	-
43	A_B5100 Appropriations		-	(275,131)	-	-	
44	A_B5300 Gifts		-	1,750	-	-	
45	A_B5500 Investment Income		-	-	-	-	
46	A_B5600 Other Non Operating Revenues		-	-	-	-	
47			Total_Revenue Revenue	(223,472)	(1,874,015)	(4,136,660)	(3,913,188)
48			A_B6000 Salaries, Wages & Benefits	115,873	158,665	2,380,681	2,264,807
49			A_B6200 Services & Fees	36,620	2,291	863,806	827,186
50			A_B6300 Travel	29,500	47,470	226,300	196,800
51			A_B6400 Supplies	38,125	104,855	326,395	288,270
52			A_B6450 Utilities	-	26	500	500
53			A_B6500 Repairs & Maintenance	600	-	27,000	26,400
54			A_B6550 Rentals & Leases	-	280	-	-
55			A_B6575 Interest Expense	-	-	-	-
56			A_B6600 Claims & Judgements	-	-	-	-
57			A_B6650 Other Expense	10,450	127,940	338,575	328,125
58			A_B6700 Subcontracts	-	16,744	961	961
59			A_B6900 Depreciation & Amortization	-	-	-	-
60			A_B7000 Capital Expense	-	-	-	-
61			A_B7200 Discontinued Operations	-	-	-	-
62			A_B7500 Other Non Operating Expenses	-	-	-	-
63			A_B7600 Internal Allocations & Sales	18,980	(8,254)	392,356	373,376
64			A_B7700 Funding Tranfers	(26,677)	(12,348)	(215,383)	(188,706)
65			Total_Expenses Expenses	223,472	437,668	4,341,191	4,117,719
66			Statement of Activities Net Result	-	(1,436,347)	204,531	204,531


	A	B	C	D	E	F
1						
2	O_C1000: Provost Subdivision					
3	Board of Trustees Report					
4	O_C1000: Provost Subdivision					
5				FY18	FY19	
6	Fund Class - Source	Summary Level Natural Accounts	Budget	Actual through March	Budget	Variance FY18 Budget to FY19 Budget
67		A_B4000 Tuition & Educational Fees	-	17,018,120	18,837,757	18,837,757
68		A_B4100 Sales of Goods & Services	-	-	-	-
69		A_B4300 Grants & Contracts	-	-	-	-
70		A_43501 Federal Appropriations	-	-	-	-
71		A_B4400 Other Operating Revenue	-	-	-	-
72		A_B5000 Non Operating Revenues	-	-	-	-
73		A_B5100 Appropriations	-	(7,512,695)	(11,827,012)	(11,827,012)
74		A_B5300 Gifts	-	(5,764,772)	(11,565,186)	(11,565,186)
75		A_B5500 Investment Income	-	-	-	-
76		A_B5600 Other Non Operating Revenues	-	-	-	-
77		Total_Revenue Revenue	-	3,740,653	(4,554,440)	(4,554,440)
78		A_B6000 Salaries, Wages & Benefits	-	742,572	1,825,853	1,825,853
79		A_B6200 Services & Fees	-	139,227	947,373	947,373
80		A_B6300 Travel	-	64,139	534,208	534,208
81	FC_B30 Restr	A_B6400 Supplies	-	171,451	362,600	362,600
82	Expendable Op	A_B6450 Utilities	-	-	-	-
83		A_B6500 Repairs & Maintenance	-	2,842	1,100	1,100
84		A_B6550 Rentals & Leases	-	16,050	32,500	32,500
85		A_B6575 Interest Expense	-	-	-	-
86		A_B6600 Claims & Judgements	-	-	-	-
87		A_B6650 Other Expense	-	35,619	737,195	737,195
88		A_B6700 Subcontracts	-	8,046	1,200	1,200
89		A_B6900 Depreciation & Amortization	-	-	-	-
90		A_B7000 Capital Expense	-	-	55,000	55,000
91		A_B7200 Discontinued Operations	-	-	-	-
92		A_B7500 Other Non Operating Expenses	-	-	-	-
93		A_B7600 Internal Allocations & Sales	-	99,039	57,411	57,411
94		A_B7700 Funding Tranfers	-	704	-	-
95		Total_Expenses Expenses	-	1,279,689	4,554,440	4,554,440
96		Statement of Activities Net Result	-	5,020,342	-	-
97		A_B4000 Tuition & Educational Fees	-	-	-	-
98		A_B4100 Sales of Goods & Services	-	-	-	-
99		A_B4300 Grants & Contracts	-	-	-	-
100		A_43501 Federal Appropriations	-	-	-	-
101		A_B4400 Other Operating Revenue	-	-	-	-
102		A_B5000 Non Operating Revenues	-	-	-	-
103		A_B5100 Appropriations	-	-	-	-
104		A_B5300 Gifts	-	(1,000)	-	-
105		A_B5500 Investment Income	-	-	-	-
106		A_B5600 Other Non Operating Revenues	-	-	-	-
107		Total_Revenue Revenue	-	(1,000)	-	-
108		A_B6000 Salaries, Wages & Benefits	-	-	-	-
109		A_B6200 Services & Fees	-	-	-	-
110		A_B6300 Travel	-	-	-	-
111	FC_B35 Restr	A_B6400 Supplies	-	-	-	-
112	Expendable Non Op	A_B6450 Utilities	-	-	-	-
113		A_B6500 Repairs & Maintenance	-	-	-	-
114		A_B6550 Rentals & Leases	-	-	-	-
115		A_B6575 Interest Expense	-	-	-	-
116		A_B6600 Claims & Judgements	-	-	-	-
117		A_B6650 Other Expense	-	-	-	-
118		A_B6700 Subcontracts	-	-	-	-
119		A_B6900 Depreciation & Amortization	-	-	-	-
120		A_B7000 Capital Expense	-	-	-	-
121		A_B7200 Discontinued Operations	-	-	-	-
122		A_B7500 Other Non Operating Expenses	-	-	-	-
123		A_B7600 Internal Allocations & Sales	-	-	-	-
124		A_B7700 Funding Tranfers	-	-	-	-
125		Total_Expenses Expenses	-	-	-	-
126		Statement of Activities Net Result	-	(1,000)	-	-

	A	B	C	D	E	F
1						
2	O_C1000: Provost Subdivision					
3	Board of Trustees Report					
4	O_C1000: Provost Subdivision					
5				FY18	FY19	
6	Fund Class - Source	Summary Level Natural Accounts	Budget	Actual through March	Budget	Variance FY18 Budget to FY19 Budget
127	FC_B40 Restr Grants	A_B4000 Tuition & Educational Fees	-	-	21,802,032	21,802,032
128		A_B4100 Sales of Goods & Services	-	-	-	-
129		A_B4300 Grants & Contracts	-	(55,816,367)	(80,247,224)	(80,247,224)
130		A_43501 Federal Appropriations	-	-	-	-
131		A_B4400 Other Operating Revenue	-	-	-	-
132		A_B5000 Non Operating Revenues	-	-	-	-
133		A_B5100 Appropriations	-	-	-	-
134		A_B5300 Gifts	-	-	(54,636)	(54,636)
135		A_B5500 Investment Income	-	-	-	-
136		A_B5600 Other Non Operating Revenues	-	(508,274)	9,335,171	9,335,171
137		Total_Revenue Revenue	-	(56,324,641)	(49,164,656)	(49,164,656)
138		A_B6000 Salaries, Wages & Benefits	-	3,093,357	9,675,837	9,675,837
139		A_B6200 Services & Fees	-	242,853	4,000,087	4,000,087
140		A_B6300 Travel	-	166,886	2,707,240	2,707,240
141		A_B6400 Supplies	-	96,836	6,684,176	6,684,176
142		A_B6450 Utilities	-	5	-	-
143		A_B6500 Repairs & Maintenance	-	373	-	-
144		A_B6550 Rentals & Leases	-	100,823	4,144,208	4,144,208
145		A_B6575 Interest Expense	-	-	-	-
146		A_B6600 Claims & Judgements	-	-	-	-
147		A_B6650 Other Expense	-	49,103,288	5,455	5,455
148		A_B6700 Subcontracts	-	2,215,314	81,757	81,757
149		A_B6900 Depreciation & Amortization	-	-	-	-
150		A_B7000 Capital Expense	-	47	-	-
151		A_B7200 Discontinued Operations	-	-	-	-
152		A_B7500 Other Non Operating Expenses	-	-	1,146,703	1,146,703
153		A_B7600 Internal Allocations & Sales	-	-	-	-
154		A_B7700 Funding Tranfers	-	-	-	-
155		Total_Expenses Expenses	-	55,019,782	28,445,462	28,445,462
156		Statement of Activities Net Result	-	(1,304,859)	(20,719,194)	(20,719,194)
157		FC_B45 Restr Govt Funds	A_B4000 Tuition & Educational Fees	-	-	-
158	A_B4100 Sales of Goods & Services		-	-	-	-
159	A_B4300 Grants & Contracts		-	-	-	-
160	A_43501 Federal Appropriations		-	-	-	-
161	A_B4400 Other Operating Revenue		-	-	-	-
162	A_B5000 Non Operating Revenues		-	-	-	-
163	A_B5100 Appropriations		-	-	-	-
164	A_B5300 Gifts		-	-	-	-
165	A_B5500 Investment Income		-	-	-	-
166	A_B5600 Other Non Operating Revenues		-	-	-	-
167	Total_Revenue Revenue		-	-	-	-
168	A_B6000 Salaries, Wages & Benefits		-	-	-	-
169	A_B6200 Services & Fees		-	-	-	-
170	A_B6300 Travel		-	-	-	-
171	A_B6400 Supplies		-	-	-	-
172	A_B6450 Utilities		-	-	-	-
173	A_B6500 Repairs & Maintenance		-	-	-	-
174	A_B6550 Rentals & Leases		-	-	-	-
175	A_B6575 Interest Expense		-	-	-	-
176	A_B6600 Claims & Judgements		-	-	-	-
177	A_B6650 Other Expense		-	-	-	-
178	A_B6700 Subcontracts		-	-	-	-
179	A_B6900 Depreciation & Amortization		-	-	-	-
180	A_B7000 Capital Expense		-	-	-	-
181	A_B7200 Discontinued Operations		-	-	-	-
182	A_B7500 Other Non Operating Expenses		-	-	-	-
183	A_B7600 Internal Allocations & Sales		-	-	-	-
184	A_B7700 Funding Tranfers		-	-	-	-
185	Total_Expenses Expenses		-	-	-	-
186	Statement of Activities Net Result		-	-	-	-

	A	B	C	D	E	F	
1							
2	O_10001: Provosts Office						
3	Board of Trustees Report						
4	O_10001: Provosts Office						
5			FY18		FY19		
6	Fund Class - Source	Summary Level Natural Accounts	Budget	Actual through March	Budget	Variance FY18 Budget to FY19 Budget	
7	FC_105 Unrestricted Operating Class	A_B4000 Tuition & Educational Fees	3,080,000	609,759	-	(3,080,000)	
8		A_B4100 Sales of Goods & Services	-	(588)	-	-	
9		A_B4300 Grants & Contracts	-	-	-	-	
10		A_43501 Federal Appropriations	-	-	-	-	
11		A_B4400 Other Operating Revenue	-	-	-	-	
12		A_B5000 Non Operating Revenues	-	-	-	-	
13		A_B5100 Appropriations	-	-	-	-	
14		A_B5300 Gifts	-	-	-	-	
15		A_B5500 Investment Income	(800)	-	-	800	
16		A_B5600 Other Non Operating Revenues	-	-	-	-	
17			Total_Revenue Revenue	3,079,200	609,171	-	(3,079,200)
18			A_B6000 Salaries, Wages & Benefits	4,469,364	7,528,003	2,260,933	(2,208,431)
19			A_B6200 Services & Fees	200,800	342,928	455,000	254,200
20			A_B6300 Travel	525,300	51,646	65,000	(460,300)
21			A_B6400 Supplies	261,046	406,486	77,200	(183,846)
22			A_B6450 Utilities	650	1,198	1,300	650
23			A_B6500 Repairs & Maintenance	-	114	-	-
24			A_B6550 Rentals & Leases	500	1,568	-	(500)
25			A_B6575 Interest Expense	-	-	-	-
26			A_B6600 Claims & Judgements	-	-	-	-
27			A_B6650 Other Expense	34,105	39,934	91,500	57,395
28			A_B6700 Subcontracts	-	-	-	-
29			A_B6900 Depreciation & Amortization	-	3,249	3,500	3,500
30			A_B7000 Capital Expense	-	-	-	-
31			A_B7200 Discontinued Operations	-	-	-	-
32			A_B7500 Other Non Operating Expenses	-	-	-	-
33			A_B7600 Internal Allocations & Sales	4,712,489	49,268	30,500	(4,681,989)
34			A_B7700 Funding Tranfers	(529,355)	-	(118,552)	410,803
35			Total_Expenses Expenses	9,674,899	8,424,393	2,866,381	(6,808,518)
36			Statement of Activities Net Result	12,754,099	9,033,564	2,866,381	(9,887,718)
37		FC_B20 Designated Op	A_B4000 Tuition & Educational Fees	-	(542,959)	(595,000)	(595,000)
38			A_B4100 Sales of Goods & Services	-	-	-	-
39			A_B4300 Grants & Contracts	-	-	-	-
40			A_43501 Federal Appropriations	-	-	-	-
41			A_B4400 Other Operating Revenue	-	-	-	-
42			A_B5000 Non Operating Revenues	-	-	-	-
43	A_B5100 Appropriations		-	-	-	-	
44	A_B5300 Gifts		-	-	-	-	
45	A_B5500 Investment Income		-	-	-	-	
46	A_B5600 Other Non Operating Revenues		-	-	-	-	
47			Total_Revenue Revenue	-	(542,959)	(595,000)	(595,000)
48			A_B6000 Salaries, Wages & Benefits	-	51,703	548,120	548,120
49			A_B6200 Services & Fees	25,000	-	-	(25,000)
50			A_B6300 Travel	-	-	-	-
51			A_B6400 Supplies	30,000	78,497	45,000	15,000
52			A_B6450 Utilities	-	-	-	-
53			A_B6500 Repairs & Maintenance	-	-	-	-
54			A_B6550 Rentals & Leases	-	-	-	-
55			A_B6575 Interest Expense	-	-	-	-
56			A_B6600 Claims & Judgements	-	-	-	-
57			A_B6650 Other Expense	-	1,190	-	-
58			A_B6700 Subcontracts	-	-	-	-
59			A_B6900 Depreciation & Amortization	-	-	-	-
60			A_B7000 Capital Expense	-	-	-	-
61			A_B7200 Discontinued Operations	-	-	-	-
62			A_B7500 Other Non Operating Expenses	-	-	-	-
63			A_B7600 Internal Allocations & Sales	-	-	-	-
64			A_B7700 Funding Tranfers	(55,000)	-	-	55,000
65			Total_Expenses Expenses	-	131,390	593,120	593,120
66			Statement of Activities Net Result	-	(411,569)	(1,880)	(1,880)

	A	B	C	D	E	F
1						
2	O_10001: Provosts Office					
3	Board of Trustees Report					
4	O_10001: Provosts Office					
5				FY18	FY19	
6	Fund Class - Source	Summary Level Natural Accounts	Budget	Actual through March	Budget	Variance FY18 Budget to FY19 Budget
67		A_B4000 Tuition & Educational Fees	-	7,534	-	-
68		A_B4100 Sales of Goods & Services	-	-	-	-
69		A_B4300 Grants & Contracts	-	-	-	-
70		A_43501 Federal Appropriations	-	-	-	-
71		A_B4400 Other Operating Revenue	-	-	-	-
72		A_B5000 Non Operating Revenues	-	-	-	-
73		A_B5100 Appropriations	-	(29,237)	-	-
74		A_B5300 Gifts	-	(235,081)	(1,127,897)	(1,127,897)
75		A_B5500 Investment Income	-	-	-	-
76		A_B5600 Other Non Operating Revenues	-	-	-	-
77		Total Revenue Revenue	-	(256,785)	(1,127,897)	(1,127,897)
78		A_B6000 Salaries, Wages & Benefits	-	262,617	503,536	503,536
79		A_B6200 Services & Fees	-	11,851	-	-
80		A_B6300 Travel	-	2,221	1,500	1,500
81	FC_B30 Restr	A_B6400 Supplies	-	13,594	1,000	1,000
82	Expendable Op	A_B6450 Utilities	-	-	-	-
83		A_B6500 Repairs & Maintenance	-	-	-	-
84		A_B6550 Rentals & Leases	-	-	-	-
85		A_B6575 Interest Expense	-	-	-	-
86		A_B6600 Claims & Judgements	-	-	-	-
87		A_B6650 Other Expense	-	2,491	592,000	592,000
88		A_B6700 Subcontracts	-	-	-	-
89		A_B6900 Depreciation & Amortization	-	-	-	-
90		A_B7000 Capital Expense	-	-	-	-
91		A_B7200 Discontinued Operations	-	-	-	-
92		A_B7500 Other Non Operating Expenses	-	-	-	-
93		A_B7600 Internal Allocations & Sales	-	11,011	29,861	29,861
94		A_B7700 Funding Tranfers	-	5,500	-	-
95		Total Expenses Expenses	-	309,286	1,127,897	1,127,897
96		Statement of Activities Net Result	-	52,501	-	-
97		A_B4000 Tuition & Educational Fees	-	-	-	-
98		A_B4100 Sales of Goods & Services	-	-	-	-
99		A_B4300 Grants & Contracts	-	-	-	-
100		A_43501 Federal Appropriations	-	-	-	-
101		A_B4400 Other Operating Revenue	-	-	-	-
102		A_B5000 Non Operating Revenues	-	-	-	-
103		A_B5100 Appropriations	-	-	-	-
104		A_B5300 Gifts	-	-	-	-
105		A_B5500 Investment Income	-	-	-	-
106		A_B5600 Other Non Operating Revenues	-	-	-	-
107		Total Revenue Revenue	-	-	-	-
108		A_B6000 Salaries, Wages & Benefits	-	-	-	-
109		A_B6200 Services & Fees	-	-	-	-
110		A_B6300 Travel	-	-	-	-
111	FC_B35 Restr	A_B6400 Supplies	-	-	-	-
112	Expendable Non Op	A_B6450 Utilities	-	-	-	-
113		A_B6500 Repairs & Maintenance	-	-	-	-
114		A_B6550 Rentals & Leases	-	-	-	-
115		A_B6575 Interest Expense	-	-	-	-
116		A_B6600 Claims & Judgements	-	-	-	-
117		A_B6650 Other Expense	-	-	-	-
118		A_B6700 Subcontracts	-	-	-	-
119		A_B6900 Depreciation & Amortization	-	-	-	-
120		A_B7000 Capital Expense	-	-	-	-
121		A_B7200 Discontinued Operations	-	-	-	-
122		A_B7500 Other Non Operating Expenses	-	-	-	-
123		A_B7600 Internal Allocations & Sales	-	-	-	-
124		A_B7700 Funding Tranfers	-	-	-	-
125		Total Expenses Expenses	-	-	-	-
126		Statement of Activities Net Result	-	-	-	-


	A	B	C	D	E	F
1						
2	O_10001: Provosts Office					
3	Board of Trustees Report					
4	O_10001: Provosts Office					
5				FY18	FY19	
6	Fund Class - Source	Summary Level Natural Accounts	Budget	Actual through March	Budget	Variance FY18 Budget to FY19 Budget
127		A_B4000 Tuition & Educational Fees	-	-	(906,558)	(906,558)
128		A_B4100 Sales of Goods & Services	-	-	-	-
129		A_B4300 Grants & Contracts	-	(1,360,434)	(1,625,776)	(1,625,776)
130		A_43501 Federal Appropriations	-	-	-	-
131		A_B4400 Other Operating Revenue	-	-	-	-
132		A_B5000 Non Operating Revenues	-	-	-	-
133		A_B5100 Appropriations	-	-	-	-
134		A_B5300 Gifts	-	-	-	-
135		A_B5500 Investment Income	-	-	-	-
136		A_B5600 Other Non Operating Revenues	-	-	866,310	866,310
137		Total_Revenue Revenue	-	(1,360,434)	(1,666,025)	(1,666,025)
138		A_B6000 Salaries, Wages & Benefits	-	286,303	48,914	48,914
139		A_B6200 Services & Fees	-	-	404,278	404,278
140		A_B6300 Travel	-	-	231,016	231,016
141	FC_B40 Restr	A_B6400 Supplies	-	-	577,540	577,540
142	Grants	A_B6450 Utilities	-	-	-	-
143		A_B6500 Repairs & Maintenance	-	-	-	-
144		A_B6550 Rentals & Leases	-	-	404,278	404,278
145		A_B6575 Interest Expense	-	-	-	-
146		A_B6600 Claims & Judgements	-	-	-	-
147		A_B6650 Other Expense	-	120,770	-	-
148		A_B6700 Subcontracts	-	-	-	-
149		A_B6900 Depreciation & Amortization	-	-	-	-
150		A_B7000 Capital Expense	-	-	-	-
151		A_B7200 Discontinued Operations	-	-	-	-
152		A_B7500 Other Non Operating Expenses	-	-	-	-
153		A_B7600 Internal Allocations & Sales	-	-	-	-
154		A_B7700 Funding Tranfers	-	-	-	-
155		Total_Expenses Expenses	-	407,073	1,666,025	1,666,025
156		Statement of Activities Net Result	-	(953,361)	-	-
157		A_B4000 Tuition & Educational Fees	-	-	-	-
158		A_B4100 Sales of Goods & Services	-	-	-	-
159		A_B4300 Grants & Contracts	-	-	-	-
160		A_43501 Federal Appropriations	-	-	-	-
161		A_B4400 Other Operating Revenue	-	-	-	-
162		A_B5000 Non Operating Revenues	-	-	-	-
163		A_B5100 Appropriations	-	-	-	-
164		A_B5300 Gifts	-	-	-	-
165		A_B5500 Investment Income	-	-	-	-
166		A_B5600 Other Non Operating Revenues	-	-	-	-
167		Total_Revenue Revenue	-	-	-	-
168		A_B6000 Salaries, Wages & Benefits	-	-	-	-
169		A_B6200 Services & Fees	-	-	-	-
170		A_B6300 Travel	-	-	-	-
171	FC_B45 Restr	A_B6400 Supplies	-	-	-	-
172	Govt Funds	A_B6450 Utilities	-	-	-	-
173		A_B6500 Repairs & Maintenance	-	-	-	-
174		A_B6550 Rentals & Leases	-	-	-	-
175		A_B6575 Interest Expense	-	-	-	-
176		A_B6600 Claims & Judgements	-	-	-	-
177		A_B6650 Other Expense	-	-	-	-
178		A_B6700 Subcontracts	-	-	-	-
179		A_B6900 Depreciation & Amortization	-	-	-	-
180		A_B7000 Capital Expense	-	-	-	-
181		A_B7200 Discontinued Operations	-	-	-	-
182		A_B7500 Other Non Operating Expenses	-	-	-	-
183		A_B7600 Internal Allocations & Sales	-	-	-	-
184		A_B7700 Funding Tranfers	-	-	-	-
185		Total_Expenses Expenses	-	-	-	-
186		Statement of Activities Net Result	-	-	-	-


	A	B	C	D	E	F	
1							
2	O_10002: Faculty Senate						
3	Board of Trustees Report						
4	O_10002: Faculty Senate						
5			FY18		FY19		
6	Fund Class - Source	Summary Level Natural Accounts	Budget	Actual through March	Budget	Variance FY18 Budget to FY19 Budget	
7	FC_105 Unrestricted Operating Class	A_B4000 Tuition & Educational Fees	-	-	-	-	
8		A_B4100 Sales of Goods & Services	-	-	-	-	
9		A_B4300 Grants & Contracts	-	-	-	-	
10		A_43501 Federal Appropriations	-	-	-	-	
11		A_B4400 Other Operating Revenue	-	-	-	-	
12		A_B5000 Non Operating Revenues	-	-	-	-	
13		A_B5100 Appropriations	-	-	-	-	
14		A_B5300 Gifts	-	-	-	-	
15		A_B5500 Investment Income	-	-	-	-	
16		A_B5600 Other Non Operating Revenues	-	-	-	-	
17			Total Revenue Revenue	-	-	-	-
18			A_B6000 Salaries, Wages & Benefits	62,080	47,948	62,080	0
19			A_B6200 Services & Fees	-	-	-	-
20			A_B6300 Travel	-	-	-	-
21			A_B6400 Supplies	-	-	-	-
22			A_B6450 Utilities	-	-	-	-
23			A_B6500 Repairs & Maintenance	-	-	-	-
24			A_B6550 Rentals & Leases	-	-	-	-
25			A_B6575 Interest Expense	-	-	-	-
26			A_B6600 Claims & Judgements	-	-	-	-
27			A_B6650 Other Expense	-	-	-	-
28			A_B6700 Subcontracts	-	-	-	-
29			A_B6900 Depreciation & Amortization	-	-	-	-
30			A_B7000 Capital Expense	-	-	-	-
31			A_B7200 Discontinued Operations	-	-	-	-
32			A_B7500 Other Non Operating Expenses	-	-	-	-
33			A_B7600 Internal Allocations & Sales	-	564	780	780
34			A_B7700 Funding Trfers	-	-	-	-
35			Total Expenses Expenses	62,080	48,512	62,860	780
36			Statement of Activities Net Result	62,080	48,512	62,860	780
37		FC_B20 Designated Op	A_B4000 Tuition & Educational Fees	-	-	-	-
38			A_B4100 Sales of Goods & Services	-	-	-	-
39			A_B4300 Grants & Contracts	-	-	-	-
40			A_43501 Federal Appropriations	-	-	-	-
41			A_B4400 Other Operating Revenue	-	-	-	-
42			A_B5000 Non Operating Revenues	-	-	-	-
43	A_B5100 Appropriations		-	-	-	-	
44	A_B5300 Gifts		-	-	-	-	
45	A_B5500 Investment Income		-	-	-	-	
46	A_B5600 Other Non Operating Revenues		-	-	-	-	
47			Total Revenue Revenue	-	-	-	-
48			A_B6000 Salaries, Wages & Benefits	-	-	-	-
49			A_B6200 Services & Fees	-	-	-	-
50			A_B6300 Travel	-	-	-	-
51			A_B6400 Supplies	-	-	-	-
52			A_B6450 Utilities	-	-	-	-
53			A_B6500 Repairs & Maintenance	-	-	-	-
54			A_B6550 Rentals & Leases	-	-	-	-
55			A_B6575 Interest Expense	-	-	-	-
56			A_B6600 Claims & Judgements	-	-	-	-
57			A_B6650 Other Expense	-	-	-	-
58			A_B6700 Subcontracts	-	-	-	-
59			A_B6900 Depreciation & Amortization	-	-	-	-
60			A_B7000 Capital Expense	-	-	-	-
61			A_B7200 Discontinued Operations	-	-	-	-
62			A_B7500 Other Non Operating Expenses	-	-	-	-
63			A_B7600 Internal Allocations & Sales	-	-	-	-
64			A_B7700 Funding Trfers	-	-	-	-
65			Total Expenses Expenses	-	-	-	-
66			Statement of Activities Net Result	-	-	-	-


	A	B	C	D	E	F
1						
2	O_10002: Faculty Senate					
3	Board of Trustees Report					
4	O_10002: Faculty Senate					
5			FY18		FY19	
6	Fund Class - Source	Summary Level Natural Accounts	Budget	Actual through March	Budget	Variance FY18 Budget to FY19 Budget
67		A_B4000 Tuition & Educational Fees	-	-	-	-
68		A_B4100 Sales of Goods & Services	-	-	-	-
69		A_B4300 Grants & Contracts	-	-	-	-
70		A_43501 Federal Appropriations	-	-	-	-
71		A_B4400 Other Operating Revenue	-	-	-	-
72		A_B5000 Non Operating Revenues	-	-	-	-
73		A_B5100 Appropriations	-	-	-	-
74		A_B5300 Gifts	-	-	-	-
75		A_B5500 Investment Income	-	-	-	-
76		A_B5600 Other Non Operating Revenues	-	-	-	-
77		Total_Revenue Revenue	-	-	-	-
78		A_B6000 Salaries, Wages & Benefits	-	-	-	-
79		A_B6200 Services & Fees	-	-	-	-
80		A_B6300 Travel	-	-	-	-
81	FC_B30 Restr	A_B6400 Supplies	-	-	-	-
82	Expendable Op	A_B6450 Utilities	-	-	-	-
83		A_B6500 Repairs & Maintenance	-	-	-	-
84		A_B6550 Rentals & Leases	-	-	-	-
85		A_B6575 Interest Expense	-	-	-	-
86		A_B6600 Claims & Judgements	-	-	-	-
87		A_B6650 Other Expense	-	-	-	-
88		A_B6700 Subcontracts	-	-	-	-
89		A_B6900 Depreciation & Amortization	-	-	-	-
90		A_B7000 Capital Expense	-	-	-	-
91		A_B7200 Discontinued Operations	-	-	-	-
92		A_B7500 Other Non Operating Expenses	-	-	-	-
93		A_B7600 Internal Allocations & Sales	-	-	-	-
94		A_B7700 Funding Tranfers	-	-	-	-
95		Total_Expenses Expenses	-	-	-	-
96		Statement of Activities Net Result	-	-	-	-
97		A_B4000 Tuition & Educational Fees	-	-	-	-
98		A_B4100 Sales of Goods & Services	-	-	-	-
99		A_B4300 Grants & Contracts	-	-	-	-
100		A_43501 Federal Appropriations	-	-	-	-
101		A_B4400 Other Operating Revenue	-	-	-	-
102		A_B5000 Non Operating Revenues	-	-	-	-
103		A_B5100 Appropriations	-	-	-	-
104		A_B5300 Gifts	-	-	-	-
105		A_B5500 Investment Income	-	-	-	-
106		A_B5600 Other Non Operating Revenues	-	-	-	-
107		Total_Revenue Revenue	-	-	-	-
108		A_B6000 Salaries, Wages & Benefits	-	-	-	-
109		A_B6200 Services & Fees	-	-	-	-
110		A_B6300 Travel	-	-	-	-
111	FC_B35 Restr	A_B6400 Supplies	-	-	-	-
112	Expendable	A_B6450 Utilities	-	-	-	-
113	Non Op	A_B6500 Repairs & Maintenance	-	-	-	-
114		A_B6550 Rentals & Leases	-	-	-	-
115		A_B6575 Interest Expense	-	-	-	-
116		A_B6600 Claims & Judgements	-	-	-	-
117		A_B6650 Other Expense	-	-	-	-
118		A_B6700 Subcontracts	-	-	-	-
119		A_B6900 Depreciation & Amortization	-	-	-	-
120		A_B7000 Capital Expense	-	-	-	-
121		A_B7200 Discontinued Operations	-	-	-	-
122		A_B7500 Other Non Operating Expenses	-	-	-	-
123		A_B7600 Internal Allocations & Sales	-	-	-	-
124		A_B7700 Funding Tranfers	-	-	-	-
125		Total_Expenses Expenses	-	-	-	-
126		Statement of Activities Net Result	-	-	-	-

	A	B	C	D	E	F
1						
2	O_10002: Faculty Senate					
3	Board of Trustees Report					
4	O_10002: Faculty Senate					
5			FY18		FY19	
6	Fund Class - Source	Summary Level Natural Accounts	Budget	Actual through March	Budget	Variance FY18 Budget to FY19 Budget
127		A_B4000 Tuition & Educational Fees	-	-	-	-
128		A_B4100 Sales of Goods & Services	-	-	-	-
129		A_B4300 Grants & Contracts	-	-	-	-
130		A_43501 Federal Appropriations	-	-	-	-
131		A_B4400 Other Operating Revenue	-	-	-	-
132		A_B5000 Non Operating Revenues	-	-	-	-
133		A_B5100 Appropriations	-	-	-	-
134		A_B5300 Gifts	-	-	-	-
135		A_B5500 Investment Income	-	-	-	-
136		A_B5600 Other Non Operating Revenues	-	-	-	-
137		Total_Revenue Revenue	-	-	-	-
138		A_B6000 Salaries, Wages & Benefits	-	-	-	-
139		A_B6200 Services & Fees	-	-	-	-
140		A_B6300 Travel	-	-	-	-
141	FC_B40 Restr	A_B6400 Supplies	-	-	-	-
142	Grants	A_B6450 Utilities	-	-	-	-
143		A_B6500 Repairs & Maintenance	-	-	-	-
144		A_B6550 Rentals & Leases	-	-	-	-
145		A_B6575 Interest Expense	-	-	-	-
146		A_B6600 Claims & Judgements	-	-	-	-
147		A_B6650 Other Expense	-	-	-	-
148		A_B6700 Subcontracts	-	-	-	-
149		A_B6900 Depreciation & Amortization	-	-	-	-
150		A_B7000 Capital Expense	-	-	-	-
151		A_B7200 Discontinued Operations	-	-	-	-
152		A_B7500 Other Non Operating Expenses	-	-	-	-
153		A_B7600 Internal Allocations & Sales	-	-	-	-
154		A_B7700 Funding Tranfers	-	-	-	-
155		Total_Expenses Expenses	-	-	-	-
156		Statement of Activities Net Result	-	-	-	-
157		A_B4000 Tuition & Educational Fees	-	-	-	-
158		A_B4100 Sales of Goods & Services	-	-	-	-
159		A_B4300 Grants & Contracts	-	-	-	-
160		A_43501 Federal Appropriations	-	-	-	-
161		A_B4400 Other Operating Revenue	-	-	-	-
162		A_B5000 Non Operating Revenues	-	-	-	-
163		A_B5100 Appropriations	-	-	-	-
164		A_B5300 Gifts	-	-	-	-
165		A_B5500 Investment Income	-	-	-	-
166		A_B5600 Other Non Operating Revenues	-	-	-	-
167		Total_Revenue Revenue	-	-	-	-
168		A_B6000 Salaries, Wages & Benefits	-	-	-	-
169		A_B6200 Services & Fees	-	-	-	-
170		A_B6300 Travel	-	-	-	-
171	FC_B45 Restr	A_B6400 Supplies	-	-	-	-
172	Govt Funds	A_B6450 Utilities	-	-	-	-
173		A_B6500 Repairs & Maintenance	-	-	-	-
174		A_B6550 Rentals & Leases	-	-	-	-
175		A_B6575 Interest Expense	-	-	-	-
176		A_B6600 Claims & Judgements	-	-	-	-
177		A_B6650 Other Expense	-	-	-	-
178		A_B6700 Subcontracts	-	-	-	-
179		A_B6900 Depreciation & Amortization	-	-	-	-
180		A_B7000 Capital Expense	-	-	-	-
181		A_B7200 Discontinued Operations	-	-	-	-
182		A_B7500 Other Non Operating Expenses	-	-	-	-
183		A_B7600 Internal Allocations & Sales	-	-	-	-
184		A_B7700 Funding Tranfers	-	-	-	-
185		Total_Expenses Expenses	-	-	-	-
186		Statement of Activities Net Result	-	-	-	-


	A	B	C	D	E	F	
1							
2	O_10003: Summer High School Institute						
3	Board of Trustees Report						
4	O_10003: Summer High School Institute						
5			FY18		FY19		
6	Fund Class - Source	Summary Level Natural Accounts	Budget	Actual through March	Budget	Variance FY18 Budget to FY19 Budget	
7	FC_105 Unrestricted Operating Class	A_B4000 Tuition & Educational Fees	-	-	-	-	
8		A_B4100 Sales of Goods & Services	-	-	-	-	
9		A_B4300 Grants & Contracts	-	-	-	-	
10		A_43501 Federal Appropriations	-	-	-	-	
11		A_B4400 Other Operating Revenue	-	-	-	-	
12		A_B5000 Non Operating Revenues	-	-	-	-	
13		A_B5100 Appropriations	-	-	-	-	
14		A_B5300 Gifts	-	-	-	-	
15		A_B5500 Investment Income	-	-	-	-	
16		A_B5600 Other Non Operating Revenues	-	-	-	-	
17			Total_Revenue Revenue	-	-	-	-
18			A_B6000 Salaries, Wages & Benefits	159,540	55,721	158,022	(1,518)
19			A_B6200 Services & Fees	800	-	-	(800)
20			A_B6300 Travel	111,000	-	111,000	-
21			A_B6400 Supplies	34,760	-	34,760	-
22			A_B6450 Utilities	-	-	-	-
23			A_B6500 Repairs & Maintenance	-	-	-	-
24			A_B6550 Rentals & Leases	5,000	-	5,000	-
25			A_B6575 Interest Expense	-	-	-	-
26			A_B6600 Claims & Judgements	-	-	-	-
27			A_B6650 Other Expense	-	-	-	-
28			A_B6700 Subcontracts	-	-	-	-
29			A_B6900 Depreciation & Amortization	-	-	-	-
30			A_B7000 Capital Expense	-	-	-	-
31			A_B7200 Discontinued Operations	-	-	-	-
32			A_B7500 Other Non Operating Expenses	-	-	-	-
33			A_B7600 Internal Allocations & Sales	-	1,404	800	800
34			A_B7700 Funding Trfers	-	-	-	-
35			Total_Expenses Expenses	311,100	57,125	309,582	(1,518)
36			Statement of Activities Net Result	311,100	57,125	309,582	(1,518)
37		FC_B20 Designated Op	A_B4000 Tuition & Educational Fees	-	-	-	-
38			A_B4100 Sales of Goods & Services	-	-	-	-
39			A_B4300 Grants & Contracts	-	-	-	-
40			A_43501 Federal Appropriations	-	-	-	-
41			A_B4400 Other Operating Revenue	-	-	-	-
42			A_B5000 Non Operating Revenues	-	-	-	-
43	A_B5100 Appropriations		-	-	-	-	
44	A_B5300 Gifts		-	-	-	-	
45	A_B5500 Investment Income		-	-	-	-	
46	A_B5600 Other Non Operating Revenues		-	-	-	-	
47			Total_Revenue Revenue	-	-	-	-
48			A_B6000 Salaries, Wages & Benefits	-	-	-	-
49			A_B6200 Services & Fees	-	-	-	-
50			A_B6300 Travel	-	-	-	-
51			A_B6400 Supplies	-	-	-	-
52			A_B6450 Utilities	-	-	-	-
53			A_B6500 Repairs & Maintenance	-	-	-	-
54			A_B6550 Rentals & Leases	-	-	-	-
55			A_B6575 Interest Expense	-	-	-	-
56			A_B6600 Claims & Judgements	-	-	-	-
57			A_B6650 Other Expense	-	-	-	-
58			A_B6700 Subcontracts	-	-	-	-
59			A_B6900 Depreciation & Amortization	-	-	-	-
60			A_B7000 Capital Expense	-	-	-	-
61			A_B7200 Discontinued Operations	-	-	-	-
62			A_B7500 Other Non Operating Expenses	-	-	-	-
63			A_B7600 Internal Allocations & Sales	-	-	-	-
64			A_B7700 Funding Trfers	-	-	-	-
65			Total_Expenses Expenses	-	-	-	-
66			Statement of Activities Net Result	-	-	-	-

	A	B	C	D	E	F
1						
2	O_10003: Summer High School Institute					
3	Board of Trustees Report					
4	O_10003: Summer High School Institute					
5			FY18		FY19	
6	Fund Class - Source	Summary Level Natural Accounts	Budget	Actual through March	Budget	Variance FY18 Budget to FY19 Budget
67		A_B4000 Tuition & Educational Fees	-	-	-	-
68		A_B4100 Sales of Goods & Services	-	-	-	-
69		A_B4300 Grants & Contracts	-	-	-	-
70		A_43501 Federal Appropriations	-	-	-	-
71		A_B4400 Other Operating Revenue	-	-	-	-
72		A_B5000 Non Operating Revenues	-	-	-	-
73		A_B5100 Appropriations	-	-	-	-
74		A_B5300 Gifts	-	(48)	-	-
75		A_B5500 Investment Income	-	-	-	-
76		A_B5600 Other Non Operating Revenues	-	-	-	-
77		Total_Revenue Revenue	-	(48)	-	-
78		A_B6000 Salaries, Wages & Benefits	-	-	-	-
79		A_B6200 Services & Fees	-	-	-	-
80		A_B6300 Travel	-	-	-	-
81	FC_B30 Restr	A_B6400 Supplies	-	48	-	-
82	Expendable Op	A_B6450 Utilities	-	-	-	-
83		A_B6500 Repairs & Maintenance	-	-	-	-
84		A_B6550 Rentals & Leases	-	-	-	-
85		A_B6575 Interest Expense	-	-	-	-
86		A_B6600 Claims & Judgements	-	-	-	-
87		A_B6650 Other Expense	-	-	-	-
88		A_B6700 Subcontracts	-	-	-	-
89		A_B6900 Depreciation & Amortization	-	-	-	-
90		A_B7000 Capital Expense	-	-	-	-
91		A_B7200 Discontinued Operations	-	-	-	-
92		A_B7500 Other Non Operating Expenses	-	-	-	-
93		A_B7600 Internal Allocations & Sales	-	-	-	-
94		A_B7700 Funding Tranfers	-	-	-	-
95		Total_Expenses Expenses	-	48	-	-
96		Statement of Activities Net Result	-	-	-	-
97		A_B4000 Tuition & Educational Fees	-	-	-	-
98		A_B4100 Sales of Goods & Services	-	-	-	-
99		A_B4300 Grants & Contracts	-	-	-	-
100		A_43501 Federal Appropriations	-	-	-	-
101		A_B4400 Other Operating Revenue	-	-	-	-
102		A_B5000 Non Operating Revenues	-	-	-	-
103		A_B5100 Appropriations	-	-	-	-
104		A_B5300 Gifts	-	-	-	-
105		A_B5500 Investment Income	-	-	-	-
106		A_B5600 Other Non Operating Revenues	-	-	-	-
107		Total_Revenue Revenue	-	-	-	-
108		A_B6000 Salaries, Wages & Benefits	-	-	-	-
109		A_B6200 Services & Fees	-	-	-	-
110		A_B6300 Travel	-	-	-	-
111	FC_B35 Restr	A_B6400 Supplies	-	-	-	-
112	Expendable	A_B6450 Utilities	-	-	-	-
113	Non Op	A_B6500 Repairs & Maintenance	-	-	-	-
114		A_B6550 Rentals & Leases	-	-	-	-
115		A_B6575 Interest Expense	-	-	-	-
116		A_B6600 Claims & Judgements	-	-	-	-
117		A_B6650 Other Expense	-	-	-	-
118		A_B6700 Subcontracts	-	-	-	-
119		A_B6900 Depreciation & Amortization	-	-	-	-
120		A_B7000 Capital Expense	-	-	-	-
121		A_B7200 Discontinued Operations	-	-	-	-
122		A_B7500 Other Non Operating Expenses	-	-	-	-
123		A_B7600 Internal Allocations & Sales	-	-	-	-
124		A_B7700 Funding Tranfers	-	-	-	-
125		Total_Expenses Expenses	-	-	-	-
126		Statement of Activities Net Result	-	-	-	-


	A	B	C	D	E	F
1						
2	O_10003: Summer High School Institute					
3	Board of Trustees Report					
4	O_10003: Summer High School Institute					
5				FY18	FY19	
6	Fund Class - Source	Summary Level Natural Accounts	Budget	Actual through March	Budget	Variance FY18 Budget to FY19 Budget
127		A_B4000 Tuition & Educational Fees	-	-	-	-
128		A_B4100 Sales of Goods & Services	-	-	-	-
129		A_B4300 Grants & Contracts	-	-	-	-
130		A_43501 Federal Appropriations	-	-	-	-
131		A_B4400 Other Operating Revenue	-	-	-	-
132		A_B5000 Non Operating Revenues	-	-	-	-
133		A_B5100 Appropriations	-	-	-	-
134		A_B5300 Gifts	-	-	-	-
135		A_B5500 Investment Income	-	-	-	-
136		A_B5600 Other Non Operating Revenues	-	-	-	-
137		Total_Revenue Revenue	-	-	-	-
138		A_B6000 Salaries, Wages & Benefits	-	-	-	-
139		A_B6200 Services & Fees	-	-	-	-
140		A_B6300 Travel	-	-	-	-
141	FC_B40 Restr	A_B6400 Supplies	-	-	-	-
142	Grants	A_B6450 Utilities	-	-	-	-
143		A_B6500 Repairs & Maintenance	-	-	-	-
144		A_B6550 Rentals & Leases	-	-	-	-
145		A_B6575 Interest Expense	-	-	-	-
146		A_B6600 Claims & Judgements	-	-	-	-
147		A_B6650 Other Expense	-	-	-	-
148		A_B6700 Subcontracts	-	-	-	-
149		A_B6900 Depreciation & Amortization	-	-	-	-
150		A_B7000 Capital Expense	-	-	-	-
151		A_B7200 Discontinued Operations	-	-	-	-
152		A_B7500 Other Non Operating Expenses	-	-	-	-
153		A_B7600 Internal Allocations & Sales	-	-	-	-
154		A_B7700 Funding Tranfers	-	-	-	-
155		Total_Expenses Expenses	-	-	-	-
156		Statement of Activities Net Result	-	-	-	-
157		A_B4000 Tuition & Educational Fees	-	-	-	-
158		A_B4100 Sales of Goods & Services	-	-	-	-
159		A_B4300 Grants & Contracts	-	-	-	-
160		A_43501 Federal Appropriations	-	-	-	-
161		A_B4400 Other Operating Revenue	-	-	-	-
162		A_B5000 Non Operating Revenues	-	-	-	-
163		A_B5100 Appropriations	-	-	-	-
164		A_B5300 Gifts	-	-	-	-
165		A_B5500 Investment Income	-	-	-	-
166		A_B5600 Other Non Operating Revenues	-	-	-	-
167		Total_Revenue Revenue	-	-	-	-
168		A_B6000 Salaries, Wages & Benefits	-	-	-	-
169		A_B6200 Services & Fees	-	-	-	-
170		A_B6300 Travel	-	-	-	-
171	FC_B45 Restr	A_B6400 Supplies	-	-	-	-
172	Govt Funds	A_B6450 Utilities	-	-	-	-
173		A_B6500 Repairs & Maintenance	-	-	-	-
174		A_B6550 Rentals & Leases	-	-	-	-
175		A_B6575 Interest Expense	-	-	-	-
176		A_B6600 Claims & Judgements	-	-	-	-
177		A_B6650 Other Expense	-	-	-	-
178		A_B6700 Subcontracts	-	-	-	-
179		A_B6900 Depreciation & Amortization	-	-	-	-
180		A_B7000 Capital Expense	-	-	-	-
181		A_B7200 Discontinued Operations	-	-	-	-
182		A_B7500 Other Non Operating Expenses	-	-	-	-
183		A_B7600 Internal Allocations & Sales	-	-	-	-
184		A_B7700 Funding Tranfers	-	-	-	-
185		Total_Expenses Expenses	-	-	-	-
186		Statement of Activities Net Result	-	-	-	-


	A	B	C	D	E	F	
1							
2	O_10004: Testing Center						
3	Board of Trustees Report						
4	O_10004: Testing Center						
5			FY18		FY19		
6	Fund Class - Source	Summary Level Natural Accounts	Budget	Actual through March	Budget	Variance FY18 Budget to FY19 Budget	
7	FC_105 Unrestricted Operating Class	A_B4000 Tuition & Educational Fees	-	-	-	-	
8		A_B4100 Sales of Goods & Services	-	-	-	-	
9		A_B4300 Grants & Contracts	-	-	-	-	
10		A_43501 Federal Appropriations	-	-	-	-	
11		A_B4400 Other Operating Revenue	-	(32,904)	(50,039)	(50,039)	
12		A_B5000 Non Operating Revenues	-	-	-	-	
13		A_B5100 Appropriations	-	-	-	-	
14		A_B5300 Gifts	-	-	-	-	
15		A_B5500 Investment Income	-	-	-	-	
16		A_B5600 Other Non Operating Revenues	-	-	-	-	
17			Total Revenue Revenue	-	(32,904)	(50,039)	(50,039)
18			A_B6000 Salaries, Wages & Benefits	-	20,145	38,653	38,653
19			A_B6200 Services & Fees	-	-	-	-
20			A_B6300 Travel	-	-	2,000	2,000
21			A_B6400 Supplies	-	206	1,300	1,300
22			A_B6450 Utilities	-	-	-	-
23			A_B6500 Repairs & Maintenance	-	-	-	-
24			A_B6550 Rentals & Leases	-	-	-	-
25			A_B6575 Interest Expense	-	-	-	-
26			A_B6600 Claims & Judgements	-	-	-	-
27			A_B6650 Other Expense	-	-	50	50
28			A_B6700 Subcontracts	-	-	-	-
29			A_B6900 Depreciation & Amortization	-	-	-	-
30			A_B7000 Capital Expense	-	-	-	-
31			A_B7200 Discontinued Operations	-	-	-	-
32			A_B7500 Other Non Operating Expenses	-	-	-	-
33			A_B7600 Internal Allocations & Sales	-	277	2,520	2,520
34			A_B7700 Funding Transfers	-	-	-	-
35			Total Expenses Expenses	-	20,628	44,523	44,523
36			Statement of Activities Net Result	-	(12,275)	(5,516)	(5,516)
37		FC_B20 Designated Op	A_B4000 Tuition & Educational Fees	-	-	-	-
38			A_B4100 Sales of Goods & Services	-	-	-	-
39			A_B4300 Grants & Contracts	-	-	-	-
40			A_43501 Federal Appropriations	-	-	-	-
41			A_B4400 Other Operating Revenue	-	-	-	-
42			A_B5000 Non Operating Revenues	-	-	-	-
43	A_B5100 Appropriations		-	-	-	-	
44	A_B5300 Gifts		-	-	-	-	
45	A_B5500 Investment Income		-	-	-	-	
46	A_B5600 Other Non Operating Revenues		-	-	-	-	
47			Total Revenue Revenue	-	-	-	-
48			A_B6000 Salaries, Wages & Benefits	-	-	-	-
49			A_B6200 Services & Fees	-	-	-	-
50			A_B6300 Travel	-	-	-	-
51			A_B6400 Supplies	-	-	-	-
52			A_B6450 Utilities	-	-	-	-
53			A_B6500 Repairs & Maintenance	-	-	-	-
54			A_B6550 Rentals & Leases	-	-	-	-
55			A_B6575 Interest Expense	-	-	-	-
56			A_B6600 Claims & Judgements	-	-	-	-
57			A_B6650 Other Expense	-	-	-	-
58			A_B6700 Subcontracts	-	-	-	-
59			A_B6900 Depreciation & Amortization	-	-	-	-
60			A_B7000 Capital Expense	-	-	-	-
61			A_B7200 Discontinued Operations	-	-	-	-
62			A_B7500 Other Non Operating Expenses	-	-	-	-
63			A_B7600 Internal Allocations & Sales	-	-	-	-
64			A_B7700 Funding Transfers	-	-	-	-
65			Total Expenses Expenses	-	-	-	-
66			Statement of Activities Net Result	-	-	-	-


	A	B	C	D	E	F
1						
2	O_10004: Testing Center					
3	Board of Trustees Report					
4	O_10004: Testing Center					
5			FY18		FY19	
6	Fund Class - Source	Summary Level Natural Accounts	Budget	Actual through March	Budget	Variance FY18 Budget to FY19 Budget
67		A_B4000 Tuition & Educational Fees	-	-	-	-
68		A_B4100 Sales of Goods & Services	-	-	-	-
69		A_B4300 Grants & Contracts	-	-	-	-
70		A_43501 Federal Appropriations	-	-	-	-
71		A_B4400 Other Operating Revenue	-	-	-	-
72		A_B5000 Non Operating Revenues	-	-	-	-
73		A_B5100 Appropriations	-	-	-	-
74		A_B5300 Gifts	-	-	-	-
75		A_B5500 Investment Income	-	-	-	-
76		A_B5600 Other Non Operating Revenues	-	-	-	-
77		Total_Revenue Revenue	-	-	-	-
78		A_B6000 Salaries, Wages & Benefits	-	-	-	-
79		A_B6200 Services & Fees	-	-	-	-
80		A_B6300 Travel	-	-	-	-
81	FC_B30 Restr	A_B6400 Supplies	-	-	-	-
82	Expendable Op	A_B6450 Utilities	-	-	-	-
83		A_B6500 Repairs & Maintenance	-	-	-	-
84		A_B6550 Rentals & Leases	-	-	-	-
85		A_B6575 Interest Expense	-	-	-	-
86		A_B6600 Claims & Judgements	-	-	-	-
87		A_B6650 Other Expense	-	-	-	-
88		A_B6700 Subcontracts	-	-	-	-
89		A_B6900 Depreciation & Amortization	-	-	-	-
90		A_B7000 Capital Expense	-	-	-	-
91		A_B7200 Discontinued Operations	-	-	-	-
92		A_B7500 Other Non Operating Expenses	-	-	-	-
93		A_B7600 Internal Allocations & Sales	-	-	-	-
94		A_B7700 Funding Tranfers	-	-	-	-
95		Total_Expenses Expenses	-	-	-	-
96		Statement of Activities Net Result	-	-	-	-
97		A_B4000 Tuition & Educational Fees	-	-	-	-
98		A_B4100 Sales of Goods & Services	-	-	-	-
99		A_B4300 Grants & Contracts	-	-	-	-
100		A_43501 Federal Appropriations	-	-	-	-
101		A_B4400 Other Operating Revenue	-	-	-	-
102		A_B5000 Non Operating Revenues	-	-	-	-
103		A_B5100 Appropriations	-	-	-	-
104		A_B5300 Gifts	-	-	-	-
105		A_B5500 Investment Income	-	-	-	-
106		A_B5600 Other Non Operating Revenues	-	-	-	-
107		Total_Revenue Revenue	-	-	-	-
108		A_B6000 Salaries, Wages & Benefits	-	-	-	-
109		A_B6200 Services & Fees	-	-	-	-
110		A_B6300 Travel	-	-	-	-
111	FC_B35 Restr	A_B6400 Supplies	-	-	-	-
112	Expendable Non Op	A_B6450 Utilities	-	-	-	-
113		A_B6500 Repairs & Maintenance	-	-	-	-
114		A_B6550 Rentals & Leases	-	-	-	-
115		A_B6575 Interest Expense	-	-	-	-
116		A_B6600 Claims & Judgements	-	-	-	-
117		A_B6650 Other Expense	-	-	-	-
118		A_B6700 Subcontracts	-	-	-	-
119		A_B6900 Depreciation & Amortization	-	-	-	-
120		A_B7000 Capital Expense	-	-	-	-
121		A_B7200 Discontinued Operations	-	-	-	-
122		A_B7500 Other Non Operating Expenses	-	-	-	-
123		A_B7600 Internal Allocations & Sales	-	-	-	-
124		A_B7700 Funding Tranfers	-	-	-	-
125		Total_Expenses Expenses	-	-	-	-
126		Statement of Activities Net Result	-	-	-	-


	A	B	C	D	E	F
1						
2	O_10004: Testing Center					
3	Board of Trustees Report					
4	O_10004: Testing Center					
5				FY18	FY19	
6	Fund Class - Source	Summary Level Natural Accounts	Budget	Actual through March	Budget	Variance FY18 Budget to FY19 Budget
127		A_B4000 Tuition & Educational Fees	-	-	-	-
128		A_B4100 Sales of Goods & Services	-	-	-	-
129		A_B4300 Grants & Contracts	-	-	-	-
130		A_43501 Federal Appropriations	-	-	-	-
131		A_B4400 Other Operating Revenue	-	-	-	-
132		A_B5000 Non Operating Revenues	-	-	-	-
133		A_B5100 Appropriations	-	-	-	-
134		A_B5300 Gifts	-	-	-	-
135		A_B5500 Investment Income	-	-	-	-
136		A_B5600 Other Non Operating Revenues	-	-	-	-
137		Total_Revenue Revenue	-	-	-	-
138		A_B6000 Salaries, Wages & Benefits	-	-	-	-
139		A_B6200 Services & Fees	-	-	-	-
140		A_B6300 Travel	-	-	-	-
141	FC_B40 Restr	A_B6400 Supplies	-	-	-	-
142	Grants	A_B6450 Utilities	-	-	-	-
143		A_B6500 Repairs & Maintenance	-	-	-	-
144		A_B6550 Rentals & Leases	-	-	-	-
145		A_B6575 Interest Expense	-	-	-	-
146		A_B6600 Claims & Judgements	-	-	-	-
147		A_B6650 Other Expense	-	-	-	-
148		A_B6700 Subcontracts	-	-	-	-
149		A_B6900 Depreciation & Amortization	-	-	-	-
150		A_B7000 Capital Expense	-	-	-	-
151		A_B7200 Discontinued Operations	-	-	-	-
152		A_B7500 Other Non Operating Expenses	-	-	-	-
153		A_B7600 Internal Allocations & Sales	-	-	-	-
154		A_B7700 Funding Tranfers	-	-	-	-
155		Total_Expenses Expenses	-	-	-	-
156		Statement of Activities Net Result	-	-	-	-
157		A_B4000 Tuition & Educational Fees	-	-	-	-
158		A_B4100 Sales of Goods & Services	-	-	-	-
159		A_B4300 Grants & Contracts	-	-	-	-
160		A_43501 Federal Appropriations	-	-	-	-
161		A_B4400 Other Operating Revenue	-	-	-	-
162		A_B5000 Non Operating Revenues	-	-	-	-
163		A_B5100 Appropriations	-	-	-	-
164		A_B5300 Gifts	-	-	-	-
165		A_B5500 Investment Income	-	-	-	-
166		A_B5600 Other Non Operating Revenues	-	-	-	-
167		Total_Revenue Revenue	-	-	-	-
168		A_B6000 Salaries, Wages & Benefits	-	-	-	-
169		A_B6200 Services & Fees	-	-	-	-
170		A_B6300 Travel	-	-	-	-
171	FC_B45 Restr	A_B6400 Supplies	-	-	-	-
172	Govt Funds	A_B6450 Utilities	-	-	-	-
173		A_B6500 Repairs & Maintenance	-	-	-	-
174		A_B6550 Rentals & Leases	-	-	-	-
175		A_B6575 Interest Expense	-	-	-	-
176		A_B6600 Claims & Judgements	-	-	-	-
177		A_B6650 Other Expense	-	-	-	-
178		A_B6700 Subcontracts	-	-	-	-
179		A_B6900 Depreciation & Amortization	-	-	-	-
180		A_B7000 Capital Expense	-	-	-	-
181		A_B7200 Discontinued Operations	-	-	-	-
182		A_B7500 Other Non Operating Expenses	-	-	-	-
183		A_B7600 Internal Allocations & Sales	-	-	-	-
184		A_B7700 Funding Tranfers	-	-	-	-
185		Total_Expenses Expenses	-	-	-	-
186		Statement of Activities Net Result	-	-	-	-


	A	B	C	D	E	F	
1							
2	O_15002: Trustee's Education Initiative						
3	Board of Trustees Report						
4	O_15002: Trustee's Education Initiative						
5			FY18		FY19		
6	Fund Class - Source	Summary Level Natural Accounts	Budget	Actual through March	Budget	Variance FY18 Budget to FY19 Budget	
7	FC_105 Unrestricted Operating Class	A_B4000 Tuition & Educational Fees	-	-	-	-	
8		A_B4100 Sales of Goods & Services	-	-	-	-	
9		A_B4300 Grants & Contracts	-	-	-	-	
10		A_43501 Federal Appropriations	-	-	-	-	
11		A_B4400 Other Operating Revenue	-	-	-	-	
12		A_B5000 Non Operating Revenues	-	-	-	-	
13		A_B5100 Appropriations	-	-	-	-	
14		A_B5300 Gifts	-	-	-	-	
15		A_B5500 Investment Income	-	-	-	-	
16		A_B5600 Other Non Operating Revenues	-	-	-	-	
17			Total Revenue Revenue	-	-	-	-
18			A_B6000 Salaries, Wages & Benefits	-	-	-	-
19			A_B6200 Services & Fees	-	-	-	-
20			A_B6300 Travel	-	-	-	-
21			A_B6400 Supplies	-	-	-	-
22			A_B6450 Utilities	-	-	-	-
23			A_B6500 Repairs & Maintenance	-	-	-	-
24			A_B6550 Rentals & Leases	-	-	-	-
25			A_B6575 Interest Expense	-	-	-	-
26			A_B6600 Claims & Judgements	-	-	-	-
27			A_B6650 Other Expense	-	-	-	-
28			A_B6700 Subcontracts	-	-	-	-
29			A_B6900 Depreciation & Amortization	-	-	-	-
30			A_B7000 Capital Expense	-	-	-	-
31			A_B7200 Discontinued Operations	-	-	-	-
32			A_B7500 Other Non Operating Expenses	-	-	-	-
33			A_B7600 Internal Allocations & Sales	-	-	-	-
34			A_B7700 Funding Tranfers	-	-	-	-
35			Total Expenses Expenses	-	-	-	-
36			Statement of Activities Net Result	-	-	-	-
37		FC_B20 Designated Op	A_B4000 Tuition & Educational Fees	-	-	-	-
38			A_B4100 Sales of Goods & Services	-	-	-	-
39			A_B4300 Grants & Contracts	-	-	-	-
40			A_43501 Federal Appropriations	-	-	-	-
41			A_B4400 Other Operating Revenue	-	-	-	-
42			A_B5000 Non Operating Revenues	-	-	-	-
43	A_B5100 Appropriations		-	-	-	-	
44	A_B5300 Gifts		-	-	-	-	
45	A_B5500 Investment Income		-	-	-	-	
46	A_B5600 Other Non Operating Revenues		-	-	-	-	
47			Total Revenue Revenue	-	-	-	-
48			A_B6000 Salaries, Wages & Benefits	-	-	-	-
49			A_B6200 Services & Fees	-	-	-	-
50			A_B6300 Travel	-	-	-	-
51			A_B6400 Supplies	-	-	-	-
52			A_B6450 Utilities	-	-	-	-
53			A_B6500 Repairs & Maintenance	-	-	-	-
54			A_B6550 Rentals & Leases	-	-	-	-
55			A_B6575 Interest Expense	-	-	-	-
56			A_B6600 Claims & Judgements	-	-	-	-
57			A_B6650 Other Expense	-	-	-	-
58			A_B6700 Subcontracts	-	-	-	-
59			A_B6900 Depreciation & Amortization	-	-	-	-
60			A_B7000 Capital Expense	-	-	-	-
61			A_B7200 Discontinued Operations	-	-	-	-
62			A_B7500 Other Non Operating Expenses	-	-	-	-
63			A_B7600 Internal Allocations & Sales	-	-	-	-
64			A_B7700 Funding Tranfers	-	-	-	-
65			Total Expenses Expenses	-	-	-	-
66			Statement of Activities Net Result	-	-	-	-


	A	B	C	D	E	F
1						
2	O_15002: Trustee's Education Initiative					
3	Board of Trustees Report					
4	O_15002: Trustee's Education Initiative					
5			FY18		FY19	
6	Fund Class - Source	Summary Level Natural Accounts	Budget	Actual through March	Budget	Variance FY18 Budget to FY19 Budget
67		A_B4000 Tuition & Educational Fees	-	-	-	-
68		A_B4100 Sales of Goods & Services	-	-	-	-
69		A_B4300 Grants & Contracts	-	-	-	-
70		A_43501 Federal Appropriations	-	-	-	-
71		A_B4400 Other Operating Revenue	-	-	-	-
72		A_B5000 Non Operating Revenues	-	-	-	-
73		A_B5100 Appropriations	-	-	-	-
74		A_B5300 Gifts	-	-	(1,602,289)	(1,602,289)
75		A_B5500 Investment Income	-	-	-	-
76		A_B5600 Other Non Operating Revenues	-	-	-	-
77		Total Revenue Revenue	-	-	(1,602,289)	(1,602,289)
78		A_B6000 Salaries, Wages & Benefits	-	-	331,191	331,191
79		A_B6200 Services & Fees	-	-	663,500	663,500
80		A_B6300 Travel	-	-	351,348	351,348
81	FC_B30 Restr	A_B6400 Supplies	-	-	142,450	142,450
82	Expendable Op	A_B6450 Utilities	-	-	-	-
83		A_B6500 Repairs & Maintenance	-	-	-	-
84		A_B6550 Rentals & Leases	-	-	26,500	26,500
85		A_B6575 Interest Expense	-	-	-	-
86		A_B6600 Claims & Judgements	-	-	-	-
87		A_B6650 Other Expense	-	-	80,250	80,250
88		A_B6700 Subcontracts	-	-	-	-
89		A_B6900 Depreciation & Amortization	-	-	-	-
90		A_B7000 Capital Expense	-	-	-	-
91		A_B7200 Discontinued Operations	-	-	-	-
92		A_B7500 Other Non Operating Expenses	-	-	-	-
93		A_B7600 Internal Allocations & Sales	-	-	7,050	7,050
94		A_B7700 Funding Tranfers	-	-	-	-
95		Total Expenses Expenses	-	-	1,602,289	1,602,289
96		Statement of Activities Net Result	-	-	-	-
97		A_B4000 Tuition & Educational Fees	-	-	-	-
98		A_B4100 Sales of Goods & Services	-	-	-	-
99		A_B4300 Grants & Contracts	-	-	-	-
100		A_43501 Federal Appropriations	-	-	-	-
101		A_B4400 Other Operating Revenue	-	-	-	-
102		A_B5000 Non Operating Revenues	-	-	-	-
103		A_B5100 Appropriations	-	-	-	-
104		A_B5300 Gifts	-	-	-	-
105		A_B5500 Investment Income	-	-	-	-
106		A_B5600 Other Non Operating Revenues	-	-	-	-
107		Total Revenue Revenue	-	-	-	-
108		A_B6000 Salaries, Wages & Benefits	-	-	-	-
109		A_B6200 Services & Fees	-	-	-	-
110		A_B6300 Travel	-	-	-	-
111	FC_B35 Restr	A_B6400 Supplies	-	-	-	-
112	Expendable Non Op	A_B6450 Utilities	-	-	-	-
113		A_B6500 Repairs & Maintenance	-	-	-	-
114		A_B6550 Rentals & Leases	-	-	-	-
115		A_B6575 Interest Expense	-	-	-	-
116		A_B6600 Claims & Judgements	-	-	-	-
117		A_B6650 Other Expense	-	-	-	-
118		A_B6700 Subcontracts	-	-	-	-
119		A_B6900 Depreciation & Amortization	-	-	-	-
120		A_B7000 Capital Expense	-	-	-	-
121		A_B7200 Discontinued Operations	-	-	-	-
122		A_B7500 Other Non Operating Expenses	-	-	-	-
123		A_B7600 Internal Allocations & Sales	-	-	-	-
124		A_B7700 Funding Tranfers	-	-	-	-
125		Total Expenses Expenses	-	-	-	-
126		Statement of Activities Net Result	-	-	-	-


	A	B	C	D	E	F
1						
2	O_15002: Trustee's Education Initiative					
3	Board of Trustees Report					
4	O_15002: Trustee's Education Initiative					
5			FY18		FY19	
6	Fund Class - Source	Summary Level Natural Accounts	Budget	Actual through March	Budget	Variance FY18 Budget to FY19 Budget
127		A_B4000 Tuition & Educational Fees	-	-	-	-
128		A_B4100 Sales of Goods & Services	-	-	-	-
129		A_B4300 Grants & Contracts	-	-	-	-
130		A_43501 Federal Appropriations	-	-	-	-
131		A_B4400 Other Operating Revenue	-	-	-	-
132		A_B5000 Non Operating Revenues	-	-	-	-
133		A_B5100 Appropriations	-	-	-	-
134		A_B5300 Gifts	-	-	-	-
135		A_B5500 Investment Income	-	-	-	-
136		A_B5600 Other Non Operating Revenues	-	-	-	-
137		Total_Revenue Revenue	-	-	-	-
138		A_B6000 Salaries, Wages & Benefits	-	-	-	-
139		A_B6200 Services & Fees	-	-	-	-
140		A_B6300 Travel	-	-	-	-
141	FC_B40 Restr	A_B6400 Supplies	-	-	-	-
142	Grants	A_B6450 Utilities	-	-	-	-
143		A_B6500 Repairs & Maintenance	-	-	-	-
144		A_B6550 Rentals & Leases	-	-	-	-
145		A_B6575 Interest Expense	-	-	-	-
146		A_B6600 Claims & Judgements	-	-	-	-
147		A_B6650 Other Expense	-	-	-	-
148		A_B6700 Subcontracts	-	-	-	-
149		A_B6900 Depreciation & Amortization	-	-	-	-
150		A_B7000 Capital Expense	-	-	-	-
151		A_B7200 Discontinued Operations	-	-	-	-
152		A_B7500 Other Non Operating Expenses	-	-	-	-
153		A_B7600 Internal Allocations & Sales	-	-	-	-
154		A_B7700 Funding Tranfers	-	-	-	-
155		Total_Expenses Expenses	-	-	-	-
156		Statement of Activities Net Result	-	-	-	-
157		A_B4000 Tuition & Educational Fees	-	-	-	-
158		A_B4100 Sales of Goods & Services	-	-	-	-
159		A_B4300 Grants & Contracts	-	-	-	-
160		A_43501 Federal Appropriations	-	-	-	-
161		A_B4400 Other Operating Revenue	-	-	-	-
162		A_B5000 Non Operating Revenues	-	-	-	-
163		A_B5100 Appropriations	-	-	-	-
164		A_B5300 Gifts	-	-	-	-
165		A_B5500 Investment Income	-	-	-	-
166		A_B5600 Other Non Operating Revenues	-	-	-	-
167		Total_Revenue Revenue	-	-	-	-
168		A_B6000 Salaries, Wages & Benefits	-	-	-	-
169		A_B6200 Services & Fees	-	-	-	-
170		A_B6300 Travel	-	-	-	-
171	FC_B45 Restr	A_B6400 Supplies	-	-	-	-
172	Govt Funds	A_B6450 Utilities	-	-	-	-
173		A_B6500 Repairs & Maintenance	-	-	-	-
174		A_B6550 Rentals & Leases	-	-	-	-
175		A_B6575 Interest Expense	-	-	-	-
176		A_B6600 Claims & Judgements	-	-	-	-
177		A_B6650 Other Expense	-	-	-	-
178		A_B6700 Subcontracts	-	-	-	-
179		A_B6900 Depreciation & Amortization	-	-	-	-
180		A_B7000 Capital Expense	-	-	-	-
181		A_B7200 Discontinued Operations	-	-	-	-
182		A_B7500 Other Non Operating Expenses	-	-	-	-
183		A_B7600 Internal Allocations & Sales	-	-	-	-
184		A_B7700 Funding Tranfers	-	-	-	-
185		Total_Expenses Expenses	-	-	-	-
186		Statement of Activities Net Result	-	-	-	-


	A	B	C	D	E	F	
1							
2	O_10011: Ellbogen Center for Teaching & Learning						
3	Board of Trustees Report						
4	O_10011: Ellbogen Center for Teaching & Learning						
5			FY18		FY19		
6	Fund Class - Source	Summary Level Natural Accounts	Budget	Actual through March	Budget	Variance FY18 Budget to FY19 Budget	
7	FC_105 Unrestricted Operating Class	A_B4000 Tuition & Educational Fees	-	-	-	-	
8		A_B4100 Sales of Goods & Services	-	-	-	-	
9		A_B4300 Grants & Contracts	-	-	-	-	
10		A_43501 Federal Appropriations	-	-	-	-	
11		A_B4400 Other Operating Revenue	-	-	-	-	
12		A_B5000 Non Operating Revenues	-	-	-	-	
13		A_B5100 Appropriations	-	-	-	-	
14		A_B5300 Gifts	-	-	-	-	
15		A_B5500 Investment Income	-	-	-	-	
16		A_B5600 Other Non Operating Revenues	-	-	-	-	
17			Total Revenue Revenue	-	-	-	-
18			A_B6000 Salaries, Wages & Benefits	582,918	395,319	736,703	153,785
19			A_B6200 Services & Fees	15,144	1,520	84,550	69,406
20			A_B6300 Travel	17,830	10,080	17,830	-
21			A_B6400 Supplies	31,040	4,084	14,300	(16,740)
22			A_B6450 Utilities	-	-	-	-
23			A_B6500 Repairs & Maintenance	-	-	-	-
24			A_B6550 Rentals & Leases	-	-	-	-
25			A_B6575 Interest Expense	-	-	-	-
26			A_B6600 Claims & Judgements	-	-	-	-
27			A_B6650 Other Expense	7,175	6,123	5,350	(1,825)
28			A_B6700 Subcontracts	-	66	-	-
29			A_B6900 Depreciation & Amortization	-	-	-	-
30			A_B7000 Capital Expense	-	-	-	-
31			A_B7200 Discontinued Operations	-	-	-	-
32			A_B7500 Other Non Operating Expenses	-	-	-	-
33			A_B7600 Internal Allocations & Sales	-	5,129	5,400	5,400
34			A_B7700 Funding Trfers	(28,050)	-	-	28,050
35			Total Expenses Expenses	626,057	422,322	864,133	238,076
36			Statement of Activities Net Result	626,057	422,322	864,133	238,076
37		FC_B20 Designated Op	A_B4000 Tuition & Educational Fees	-	-	(100,490)	(100,490)
38			A_B4100 Sales of Goods & Services	-	-	-	-
39			A_B4300 Grants & Contracts	-	-	-	-
40			A_43501 Federal Appropriations	-	-	-	-
41			A_B4400 Other Operating Revenue	-	-	-	-
42			A_B5000 Non Operating Revenues	-	-	-	-
43	A_B5100 Appropriations		-	-	-	-	
44	A_B5300 Gifts		-	-	-	-	
45	A_B5500 Investment Income		-	-	-	-	
46	A_B5600 Other Non Operating Revenues		-	-	-	-	
47			Total Revenue Revenue	-	-	(100,490)	(100,490)
48			A_B6000 Salaries, Wages & Benefits	9,223	-	81,338	72,115
49			A_B6200 Services & Fees	-	-	-	-
50			A_B6300 Travel	-	-	14,400	14,400
51			A_B6400 Supplies	-	-	715	715
52			A_B6450 Utilities	-	-	-	-
53			A_B6500 Repairs & Maintenance	-	-	-	-
54			A_B6550 Rentals & Leases	-	-	-	-
55			A_B6575 Interest Expense	-	-	-	-
56			A_B6600 Claims & Judgements	-	-	-	-
57			A_B6650 Other Expense	-	15	3,600	3,600
58			A_B6700 Subcontracts	-	-	-	-
59			A_B6900 Depreciation & Amortization	-	-	-	-
60			A_B7000 Capital Expense	-	-	-	-
61			A_B7200 Discontinued Operations	-	-	-	-
62			A_B7500 Other Non Operating Expenses	-	-	-	-
63			A_B7600 Internal Allocations & Sales	-	-	-	-
64			A_B7700 Funding Trfers	(9,223)	-	-	9,223
65			Total Expenses Expenses	-	15	100,053	100,053
66			Statement of Activities Net Result	-	15	(438)	(438)


	A	B	C	D	E	F
1						
2	O_10011: Ellbogen Center for Teaching & Learning					
3	Board of Trustees Report					
4	O_10011: Ellbogen Center for Teaching & Learning					
5				FY18	FY19	
6	Fund Class - Source	Summary Level Natural Accounts	Budget	Actual through March	Budget	Variance FY18 Budget to FY19 Budget
67		A_B4000 Tuition & Educational Fees	-	-	-	-
68		A_B4100 Sales of Goods & Services	-	-	-	-
69		A_B4300 Grants & Contracts	-	-	-	-
70		A_43501 Federal Appropriations	-	-	-	-
71		A_B4400 Other Operating Revenue	-	-	-	-
72		A_B5000 Non Operating Revenues	-	-	-	-
73		A_B5100 Appropriations	-	-	-	-
74		A_B5300 Gifts	-	(20,845)	(25,165)	(25,165)
75		A_B5500 Investment Income	-	-	-	-
76		A_B5600 Other Non Operating Revenues	-	-	-	-
77		Total_Revenue Revenue	-	(20,845)	(25,165)	(25,165)
78		A_B6000 Salaries, Wages & Benefits	-	-	11,280	11,280
79		A_B6200 Services & Fees	-	1,503	2,935	2,935
80		A_B6300 Travel	-	501	3,000	3,000
81	FC_B30 Restr	A_B6400 Supplies	-	3,434	4,000	4,000
82	Expendable Op	A_B6450 Utilities	-	-	-	-
83		A_B6500 Repairs & Maintenance	-	-	-	-
84		A_B6550 Rentals & Leases	-	-	-	-
85		A_B6575 Interest Expense	-	-	-	-
86		A_B6600 Claims & Judgements	-	-	-	-
87		A_B6650 Other Expense	-	3,764	3,950	3,950
88		A_B6700 Subcontracts	-	-	-	-
89		A_B6900 Depreciation & Amortization	-	-	-	-
90		A_B7000 Capital Expense	-	-	-	-
91		A_B7200 Discontinued Operations	-	-	-	-
92		A_B7500 Other Non Operating Expenses	-	-	-	-
93		A_B7600 Internal Allocations & Sales	-	-	-	-
94		A_B7700 Funding Tranfers	-	-	-	-
95		Total_Expenses Expenses	-	9,202	25,165	25,165
96		Statement of Activities Net Result	-	(11,643)	-	-
97		A_B4000 Tuition & Educational Fees	-	-	-	-
98		A_B4100 Sales of Goods & Services	-	-	-	-
99		A_B4300 Grants & Contracts	-	-	-	-
100		A_43501 Federal Appropriations	-	-	-	-
101		A_B4400 Other Operating Revenue	-	-	-	-
102		A_B5000 Non Operating Revenues	-	-	-	-
103		A_B5100 Appropriations	-	-	-	-
104		A_B5300 Gifts	-	-	-	-
105		A_B5500 Investment Income	-	-	-	-
106		A_B5600 Other Non Operating Revenues	-	-	-	-
107		Total_Revenue Revenue	-	-	-	-
108		A_B6000 Salaries, Wages & Benefits	-	-	-	-
109		A_B6200 Services & Fees	-	-	-	-
110		A_B6300 Travel	-	-	-	-
111	FC_B35 Restr	A_B6400 Supplies	-	-	-	-
112	Expendable Non Op	A_B6450 Utilities	-	-	-	-
113		A_B6500 Repairs & Maintenance	-	-	-	-
114		A_B6550 Rentals & Leases	-	-	-	-
115		A_B6575 Interest Expense	-	-	-	-
116		A_B6600 Claims & Judgements	-	-	-	-
117		A_B6650 Other Expense	-	-	-	-
118		A_B6700 Subcontracts	-	-	-	-
119		A_B6900 Depreciation & Amortization	-	-	-	-
120		A_B7000 Capital Expense	-	-	-	-
121		A_B7200 Discontinued Operations	-	-	-	-
122		A_B7500 Other Non Operating Expenses	-	-	-	-
123		A_B7600 Internal Allocations & Sales	-	-	-	-
124		A_B7700 Funding Tranfers	-	-	-	-
125		Total_Expenses Expenses	-	-	-	-
126		Statement of Activities Net Result	-	-	-	-


	A	B	C	D	E	F
1						
2	O_10011: Ellbogen Center for Teaching & Learning					
3	Board of Trustees Report					
4	O_10011: Ellbogen Center for Teaching & Learning					
5			FY18		FY19	
6	Fund Class - Source	Summary Level Natural Accounts	Budget	Actual through March	Budget	Variance FY18 Budget to FY19 Budget
127		A_B4000 Tuition & Educational Fees	-	-	-	-
128		A_B4100 Sales of Goods & Services	-	-	-	-
129		A_B4300 Grants & Contracts	-	-	-	-
130		A_43501 Federal Appropriations	-	-	-	-
131		A_B4400 Other Operating Revenue	-	-	-	-
132		A_B5000 Non Operating Revenues	-	-	-	-
133		A_B5100 Appropriations	-	-	-	-
134		A_B5300 Gifts	-	-	-	-
135		A_B5500 Investment Income	-	-	-	-
136		A_B5600 Other Non Operating Revenues	-	-	-	-
137		Total_Revenue Revenue	-	-	-	-
138		A_B6000 Salaries, Wages & Benefits	-	-	-	-
139		A_B6200 Services & Fees	-	-	-	-
140		A_B6300 Travel	-	-	-	-
141	FC_B40 Restr	A_B6400 Supplies	-	-	-	-
142	Grants	A_B6450 Utilities	-	-	-	-
143		A_B6500 Repairs & Maintenance	-	-	-	-
144		A_B6550 Rentals & Leases	-	-	-	-
145		A_B6575 Interest Expense	-	-	-	-
146		A_B6600 Claims & Judgements	-	-	-	-
147		A_B6650 Other Expense	-	-	-	-
148		A_B6700 Subcontracts	-	-	-	-
149		A_B6900 Depreciation & Amortization	-	-	-	-
150		A_B7000 Capital Expense	-	-	-	-
151		A_B7200 Discontinued Operations	-	-	-	-
152		A_B7500 Other Non Operating Expenses	-	-	-	-
153		A_B7600 Internal Allocations & Sales	-	-	-	-
154		A_B7700 Funding Tranfers	-	-	-	-
155		Total_Expenses Expenses	-	-	-	-
156		Statement of Activities Net Result	-	-	-	-
157		A_B4000 Tuition & Educational Fees	-	-	-	-
158		A_B4100 Sales of Goods & Services	-	-	-	-
159		A_B4300 Grants & Contracts	-	-	-	-
160		A_43501 Federal Appropriations	-	-	-	-
161		A_B4400 Other Operating Revenue	-	-	-	-
162		A_B5000 Non Operating Revenues	-	-	-	-
163		A_B5100 Appropriations	-	-	-	-
164		A_B5300 Gifts	-	-	-	-
165		A_B5500 Investment Income	-	-	-	-
166		A_B5600 Other Non Operating Revenues	-	-	-	-
167		Total_Revenue Revenue	-	-	-	-
168		A_B6000 Salaries, Wages & Benefits	-	-	-	-
169		A_B6200 Services & Fees	-	-	-	-
170		A_B6300 Travel	-	-	-	-
171	FC_B45 Restr	A_B6400 Supplies	-	-	-	-
172	Govt Funds	A_B6450 Utilities	-	-	-	-
173		A_B6500 Repairs & Maintenance	-	-	-	-
174		A_B6550 Rentals & Leases	-	-	-	-
175		A_B6575 Interest Expense	-	-	-	-
176		A_B6600 Claims & Judgements	-	-	-	-
177		A_B6650 Other Expense	-	-	-	-
178		A_B6700 Subcontracts	-	-	-	-
179		A_B6900 Depreciation & Amortization	-	-	-	-
180		A_B7000 Capital Expense	-	-	-	-
181		A_B7200 Discontinued Operations	-	-	-	-
182		A_B7500 Other Non Operating Expenses	-	-	-	-
183		A_B7600 Internal Allocations & Sales	-	-	-	-
184		A_B7700 Funding Tranfers	-	-	-	-
185		Total_Expenses Expenses	-	-	-	-
186		Statement of Activities Net Result	-	-	-	-


	A	B	C	D	E	F	
1							
2	O_10012: Distance Education						
3	Board of Trustees Report						
4	O_10012: Distance Education						
5			FY18		FY19		
6	Fund Class - Source	Summary Level Natural Accounts	Budget	Actual through March	Budget	Variance FY18 Budget to FY19 Budget	
7	FC_105 Unrestricted Operating Class	A_B4000 Tuition & Educational Fees	(6,366,000)	(6,087,895)	(6,581,345)	(215,345)	
8		A_B4100 Sales of Goods & Services	-	(31,447)	-	-	
9		A_B4300 Grants & Contracts	-	-	-	-	
10		A_43501 Federal Appropriations	-	-	-	-	
11		A_B4400 Other Operating Revenue	(1,500)	(560)	-	1,500	
12		A_B5000 Non Operating Revenues	-	-	-	-	
13		A_B5100 Appropriations	-	-	-	-	
14		A_B5300 Gifts	-	-	-	-	
15		A_B5500 Investment Income	-	-	-	-	
16		A_B5600 Other Non Operating Revenues	(203,000)	-	-	203,000	
17			Total_Revenue Revenue	(6,570,500)	(6,119,902)	(6,581,345)	(10,845)
18			A_B6000 Salaries, Wages & Benefits	1,460,235	883,590	883,215	(577,020)
19			A_B6200 Services & Fees	840,213	171,823	325,500	(514,713)
20			A_B6300 Travel	101,100	47,200	110,000	8,900
21			A_B6400 Supplies	277,150	20,765	66,500	(210,650)
22			A_B6450 Utilities	800	281	-	(800)
23			A_B6500 Repairs & Maintenance	-	75	-	-
24			A_B6550 Rentals & Leases	1,000	1,245	-	(1,000)
25			A_B6575 Interest Expense	-	-	-	-
26			A_B6600 Claims & Judgements	-	-	-	-
27			A_B6650 Other Expense	22,850	54,381	97,500	74,650
28			A_B6700 Subcontracts	-	-	-	-
29			A_B6900 Depreciation & Amortization	-	-	-	-
30			A_B7000 Capital Expense	-	-	-	-
31			A_B7200 Discontinued Operations	-	-	-	-
32			A_B7500 Other Non Operating Expenses	7,200	-	-	(7,200)
33			A_B7600 Internal Allocations & Sales	242,500	136,164	253,000	10,500
34			A_B7700 Funding Tranfers	225,000	-	-	(225,000)
35			Total_Expenses Expenses	3,178,048	1,315,523	1,735,715	(1,442,333)
36			Statement of Activities Net Result	(3,392,452)	(4,804,379)	(4,845,630)	(1,453,178)
37		FC_B20 Designated Op	A_B4000 Tuition & Educational Fees	-	(1,040,727)	(1,000,000)	(1,000,000)
38			A_B4100 Sales of Goods & Services	-	-	-	-
39			A_B4300 Grants & Contracts	-	-	-	-
40			A_43501 Federal Appropriations	-	-	-	-
41			A_B4400 Other Operating Revenue	-	-	-	-
42			A_B5000 Non Operating Revenues	-	-	-	-
43	A_B5100 Appropriations		-	-	-	-	
44	A_B5300 Gifts		-	-	-	-	
45	A_B5500 Investment Income		-	-	-	-	
46	A_B5600 Other Non Operating Revenues		-	-	-	-	
47			Total_Revenue Revenue	-	(1,040,727)	(1,000,000)	(1,000,000)
48			A_B6000 Salaries, Wages & Benefits	-	-	-	-
49			A_B6200 Services & Fees	-	-	690,620	690,620
50			A_B6300 Travel	-	-	-	-
51			A_B6400 Supplies	-	-	133,880	133,880
52			A_B6450 Utilities	-	-	-	-
53			A_B6500 Repairs & Maintenance	-	-	7,000	7,000
54			A_B6550 Rentals & Leases	-	-	-	-
55			A_B6575 Interest Expense	-	-	-	-
56			A_B6600 Claims & Judgements	-	-	-	-
57			A_B6650 Other Expense	-	-	500	500
58			A_B6700 Subcontracts	-	-	-	-
59			A_B6900 Depreciation & Amortization	-	-	-	-
60			A_B7000 Capital Expense	-	-	-	-
61			A_B7200 Discontinued Operations	-	-	-	-
62			A_B7500 Other Non Operating Expenses	-	-	-	-
63			A_B7600 Internal Allocations & Sales	-	-	168,000	168,000
64			A_B7700 Funding Tranfers	-	-	-	-
65			Total_Expenses Expenses	-	-	1,000,000	1,000,000
66			Statement of Activities Net Result	-	(1,040,727)	-	-


	A	B	C	D	E	F
1						
2	O_10012: Distance Education					
3	Board of Trustees Report					
4	O_10012: Distance Education					
5			FY18		FY19	
6	Fund Class - Source	Summary Level Natural Accounts	Budget	Actual through March	Budget	Variance FY18 Budget to FY19 Budget
67		A_B4000 Tuition & Educational Fees	-	2,139	5,796	5,796
68		A_B4100 Sales of Goods & Services	-	-	-	-
69		A_B4300 Grants & Contracts	-	-	-	-
70		A_43501 Federal Appropriations	-	-	-	-
71		A_B4400 Other Operating Revenue	-	-	-	-
72		A_B5000 Non Operating Revenues	-	-	-	-
73		A_B5100 Appropriations	-	-	-	-
74		A_B5300 Gifts	-	(2,139)	(22,206)	(22,206)
75		A_B5500 Investment Income	-	-	-	-
76		A_B5600 Other Non Operating Revenues	-	-	-	-
77		Total Revenue Revenue	-	-	(16,410)	(16,410)
78		A_B6000 Salaries, Wages & Benefits	-	-	-	-
79		A_B6200 Services & Fees	-	-	9,500	9,500
80		A_B6300 Travel	-	-	6,910	6,910
81	FC_B30 Restr Expendable Op	A_B6400 Supplies	-	-	-	-
82		A_B6450 Utilities	-	-	-	-
83		A_B6500 Repairs & Maintenance	-	-	-	-
84		A_B6550 Rentals & Leases	-	-	-	-
85		A_B6575 Interest Expense	-	-	-	-
86		A_B6600 Claims & Judgements	-	-	-	-
87		A_B6650 Other Expense	-	-	-	-
88		A_B6700 Subcontracts	-	-	-	-
89		A_B6900 Depreciation & Amortization	-	-	-	-
90		A_B7000 Capital Expense	-	-	-	-
91		A_B7200 Discontinued Operations	-	-	-	-
92		A_B7500 Other Non Operating Expenses	-	-	-	-
93		A_B7600 Internal Allocations & Sales	-	-	-	-
94		A_B7700 Funding Tranfers	-	-	-	-
95			Total Expenses Expenses	-	-	16,410
96		Statement of Activities Net Result	-	-	-	-
97		A_B4000 Tuition & Educational Fees	-	-	-	-
98		A_B4100 Sales of Goods & Services	-	-	-	-
99		A_B4300 Grants & Contracts	-	-	-	-
100		A_43501 Federal Appropriations	-	-	-	-
101		A_B4400 Other Operating Revenue	-	-	-	-
102		A_B5000 Non Operating Revenues	-	-	-	-
103		A_B5100 Appropriations	-	-	-	-
104		A_B5300 Gifts	-	-	-	-
105		A_B5500 Investment Income	-	-	-	-
106		A_B5600 Other Non Operating Revenues	-	-	-	-
107		Total Revenue Revenue	-	-	-	-
108		A_B6000 Salaries, Wages & Benefits	-	-	-	-
109		A_B6200 Services & Fees	-	-	-	-
110		A_B6300 Travel	-	-	-	-
111	FC_B35 Restr Expendable Non Op	A_B6400 Supplies	-	-	-	-
112		A_B6450 Utilities	-	-	-	-
113		A_B6500 Repairs & Maintenance	-	-	-	-
114		A_B6550 Rentals & Leases	-	-	-	-
115		A_B6575 Interest Expense	-	-	-	-
116		A_B6600 Claims & Judgements	-	-	-	-
117		A_B6650 Other Expense	-	-	-	-
118		A_B6700 Subcontracts	-	-	-	-
119		A_B6900 Depreciation & Amortization	-	-	-	-
120		A_B7000 Capital Expense	-	-	-	-
121		A_B7200 Discontinued Operations	-	-	-	-
122		A_B7500 Other Non Operating Expenses	-	-	-	-
123		A_B7600 Internal Allocations & Sales	-	-	-	-
124		A_B7700 Funding Tranfers	-	-	-	-
125			Total Expenses Expenses	-	-	-
126		Statement of Activities Net Result	-	-	-	-

	A	B	C	D	E	F
1						
2	O_10012: Distance Education					
3	Board of Trustees Report					
4	O_10012: Distance Education					
5			FY18		FY19	
6	Fund Class - Source	Summary Level Natural Accounts	Budget	Actual through March	Budget	Variance FY18 Budget to FY19 Budget
127		A_B4000 Tuition & Educational Fees	-	-	201,755	201,755
128		A_B4100 Sales of Goods & Services	-	-	-	-
129		A_B4300 Grants & Contracts	-	(1,456,001)	(4,855,701)	(4,855,701)
130		A_43501 Federal Appropriations	-	-	-	-
131		A_B4400 Other Operating Revenue	-	-	-	-
132		A_B5000 Non Operating Revenues	-	-	-	-
133		A_B5100 Appropriations	-	-	-	-
134		A_B5300 Gifts	-	-	-	-
135		A_B5500 Investment Income	-	-	-	-
136		A_B5600 Other Non Operating Revenues	-	(245,905)	828,594	828,594
137		Total_Revenue Revenue	-	(1,701,906)	(3,825,353)	(3,825,353)
138		A_B6000 Salaries, Wages & Benefits	-	482,759	1,025,631	1,025,631
139		A_B6200 Services & Fees	-	13,714	254,412	254,412
140		A_B6300 Travel	-	22,288	166,013	166,013
141	FC_B40 Restr	A_B6400 Supplies	-	30,836	355,825	355,825
142	Grants	A_B6450 Utilities	-	-	-	-
143		A_B6500 Repairs & Maintenance	-	120	-	-
144		A_B6550 Rentals & Leases	-	40,000	241,889	241,889
145		A_B6575 Interest Expense	-	-	-	-
146		A_B6600 Claims & Judgements	-	-	-	-
147		A_B6650 Other Expense	-	358,790	5,455	5,455
148		A_B6700 Subcontracts	-	164,893	-	-
149		A_B6900 Depreciation & Amortization	-	-	-	-
150		A_B7000 Capital Expense	-	-	-	-
151		A_B7200 Discontinued Operations	-	-	-	-
152		A_B7500 Other Non Operating Expenses	-	-	10,952	10,952
153		A_B7600 Internal Allocations & Sales	-	-	-	-
154		A_B7700 Funding Tranfers	-	-	-	-
155		Total_Expenses Expenses	-	1,113,401	2,060,177	2,060,177
156		Statement of Activities Net Result	-	(588,504)	(1,765,176)	(1,765,176)
157		A_B4000 Tuition & Educational Fees	-	-	-	-
158		A_B4100 Sales of Goods & Services	-	-	-	-
159		A_B4300 Grants & Contracts	-	-	-	-
160		A_43501 Federal Appropriations	-	-	-	-
161		A_B4400 Other Operating Revenue	-	-	-	-
162		A_B5000 Non Operating Revenues	-	-	-	-
163		A_B5100 Appropriations	-	-	-	-
164		A_B5300 Gifts	-	-	-	-
165		A_B5500 Investment Income	-	-	-	-
166		A_B5600 Other Non Operating Revenues	-	-	-	-
167		Total_Revenue Revenue	-	-	-	-
168		A_B6000 Salaries, Wages & Benefits	-	-	-	-
169		A_B6200 Services & Fees	-	-	-	-
170		A_B6300 Travel	-	-	-	-
171	FC_B45 Restr	A_B6400 Supplies	-	-	-	-
172	Govt Funds	A_B6450 Utilities	-	-	-	-
173		A_B6500 Repairs & Maintenance	-	-	-	-
174		A_B6550 Rentals & Leases	-	-	-	-
175		A_B6575 Interest Expense	-	-	-	-
176		A_B6600 Claims & Judgements	-	-	-	-
177		A_B6650 Other Expense	-	-	-	-
178		A_B6700 Subcontracts	-	-	-	-
179		A_B6900 Depreciation & Amortization	-	-	-	-
180		A_B7000 Capital Expense	-	-	-	-
181		A_B7200 Discontinued Operations	-	-	-	-
182		A_B7500 Other Non Operating Expenses	-	-	-	-
183		A_B7600 Internal Allocations & Sales	-	-	-	-
184		A_B7700 Funding Tranfers	-	-	-	-
185		Total_Expenses Expenses	-	-	-	-
186		Statement of Activities Net Result	-	-	-	-

	A	B	C	D	E	F	
1							
2	O_10021: UW Casper						
3	Board of Trustees Report						
4	O_10021: UW Casper						
5			FY18		FY19		
6	Fund Class - Source	Summary Level Natural Accounts	Budget	Actual through March	Budget	Variance FY18 Budget to FY19 Budget	
7	FC_105 Unrestricted Operating Class	A_B4000 Tuition & Educational Fees	-	(73,043)	28,655	28,655	
8		A_B4100 Sales of Goods & Services	-	-	-	-	
9		A_B4300 Grants & Contracts	-	-	-	-	
10		A_43501 Federal Appropriations	-	-	-	-	
11		A_B4400 Other Operating Revenue	(6,000)	-	-	6,000	
12		A_B5000 Non Operating Revenues	-	-	-	-	
13		A_B5100 Appropriations	-	-	-	-	
14		A_B5300 Gifts	-	-	-	-	
15		A_B5500 Investment Income	-	-	-	-	
16		A_B5600 Other Non Operating Revenues	-	-	-	-	
17			Total_Revenue Revenue	(6,000)	(73,043)	28,655	34,655
18			A_B6000 Salaries, Wages & Benefits	619,992	738,558	972,567	352,575
19			A_B6200 Services & Fees	79,000	63,179	67,780	(11,220)
20			A_B6300 Travel	63,000	25,343	38,500	(24,500)
21			A_B6400 Supplies	38,000	12,311	47,900	9,900
22			A_B6450 Utilities	-	918	-	-
23			A_B6500 Repairs & Maintenance	7,500	895	850	(6,650)
24			A_B6550 Rentals & Leases	5,500	3,532	11,500	6,000
25			A_B6575 Interest Expense	-	-	-	-
26			A_B6600 Claims & Judgements	-	-	-	-
27			A_B6650 Other Expense	5,000	7,940	99,700	94,700
28			A_B6700 Subcontracts	-	-	-	-
29			A_B6900 Depreciation & Amortization	-	-	-	-
30			A_B7000 Capital Expense	-	-	-	-
31			A_B7200 Discontinued Operations	-	-	-	-
32			A_B7500 Other Non Operating Expenses	-	-	-	-
33			A_B7600 Internal Allocations & Sales	25,000	900	(10,419)	(35,419)
34			A_B7700 Funding Tranfers	-	-	-	-
35			Total_Expenses Expenses	842,992	853,575	1,228,378	385,386
36			Statement of Activities Net Result	836,992	780,532	1,257,033	420,041
37		FC_B20 Designated Op	A_B4000 Tuition & Educational Fees	-	-	-	-
38			A_B4100 Sales of Goods & Services	-	-	-	-
39			A_B4300 Grants & Contracts	-	-	-	-
40			A_43501 Federal Appropriations	-	-	-	-
41			A_B4400 Other Operating Revenue	-	-	-	-
42			A_B5000 Non Operating Revenues	-	-	-	-
43	A_B5100 Appropriations		-	-	-	-	
44	A_B5300 Gifts		-	-	-	-	
45	A_B5500 Investment Income		-	-	-	-	
46	A_B5600 Other Non Operating Revenues		-	-	-	-	
47			Total_Revenue Revenue	-	-	-	-
48			A_B6000 Salaries, Wages & Benefits	-	21,235	-	-
49			A_B6200 Services & Fees	-	-	-	-
50			A_B6300 Travel	-	-	-	-
51			A_B6400 Supplies	-	-	-	-
52			A_B6450 Utilities	-	-	-	-
53			A_B6500 Repairs & Maintenance	-	-	-	-
54			A_B6550 Rentals & Leases	-	-	-	-
55			A_B6575 Interest Expense	-	-	-	-
56			A_B6600 Claims & Judgements	-	-	-	-
57			A_B6650 Other Expense	-	-	-	-
58			A_B6700 Subcontracts	-	-	-	-
59			A_B6900 Depreciation & Amortization	-	-	-	-
60			A_B7000 Capital Expense	-	-	-	-
61			A_B7200 Discontinued Operations	-	-	-	-
62			A_B7500 Other Non Operating Expenses	-	-	-	-
63			A_B7600 Internal Allocations & Sales	-	-	-	-
64			A_B7700 Funding Tranfers	-	-	-	-
65			Total_Expenses Expenses	-	21,235	-	-
66			Statement of Activities Net Result	-	21,235	-	-


	A	B	C	D	E	F
1						
2	O_10021: UW Casper					
3	Board of Trustees Report					
4	O_10021: UW Casper					
5				FY18	FY19	
6	Fund Class - Source	Summary Level Natural Accounts	Budget	Actual through March	Budget	Variance FY18 Budget to FY19 Budget
67		A_B4000 Tuition & Educational Fees	-	58,250	40,109	40,109
68		A_B4100 Sales of Goods & Services	-	-	-	-
69		A_B4300 Grants & Contracts	-	-	-	-
70		A_43501 Federal Appropriations	-	-	-	-
71		A_B4400 Other Operating Revenue	-	-	-	-
72		A_B5000 Non Operating Revenues	-	-	-	-
73		A_B5100 Appropriations	-	-	-	-
74		A_B5300 Gifts	-	(49,500)	(94,745)	(94,745)
75		A_B5500 Investment Income	-	-	-	-
76		A_B5600 Other Non Operating Revenues	-	-	-	-
77		Total_Revenue Revenue	-	8,750	(54,636)	(54,636)
78		A_B6000 Salaries, Wages & Benefits	-	-	54,636	54,636
79		A_B6200 Services & Fees	-	-	-	-
80		A_B6300 Travel	-	-	-	-
81	FC_B30 Restr	A_B6400 Supplies	-	-	-	-
82	Expendable Op	A_B6450 Utilities	-	-	-	-
83		A_B6500 Repairs & Maintenance	-	-	-	-
84		A_B6550 Rentals & Leases	-	-	-	-
85		A_B6575 Interest Expense	-	-	-	-
86		A_B6600 Claims & Judgements	-	-	-	-
87		A_B6650 Other Expense	-	-	-	-
88		A_B6700 Subcontracts	-	-	-	-
89		A_B6900 Depreciation & Amortization	-	-	-	-
90		A_B7000 Capital Expense	-	-	-	-
91		A_B7200 Discontinued Operations	-	-	-	-
92		A_B7500 Other Non Operating Expenses	-	-	-	-
93		A_B7600 Internal Allocations & Sales	-	-	-	-
94		A_B7700 Funding Tranfers	-	-	-	-
95		Total_Expenses Expenses	-	-	54,636	54,636
96		Statement of Activities Net Result	-	8,750	-	-
97		A_B4000 Tuition & Educational Fees	-	-	-	-
98		A_B4100 Sales of Goods & Services	-	-	-	-
99		A_B4300 Grants & Contracts	-	-	-	-
100		A_43501 Federal Appropriations	-	-	-	-
101		A_B4400 Other Operating Revenue	-	-	-	-
102		A_B5000 Non Operating Revenues	-	-	-	-
103		A_B5100 Appropriations	-	-	-	-
104		A_B5300 Gifts	-	-	-	-
105		A_B5500 Investment Income	-	-	-	-
106		A_B5600 Other Non Operating Revenues	-	-	-	-
107		Total_Revenue Revenue	-	-	-	-
108		A_B6000 Salaries, Wages & Benefits	-	-	-	-
109		A_B6200 Services & Fees	-	-	-	-
110		A_B6300 Travel	-	-	-	-
111	FC_B35 Restr	A_B6400 Supplies	-	-	-	-
112	Expendable Non Op	A_B6450 Utilities	-	-	-	-
113		A_B6500 Repairs & Maintenance	-	-	-	-
114		A_B6550 Rentals & Leases	-	-	-	-
115		A_B6575 Interest Expense	-	-	-	-
116		A_B6600 Claims & Judgements	-	-	-	-
117		A_B6650 Other Expense	-	-	-	-
118		A_B6700 Subcontracts	-	-	-	-
119		A_B6900 Depreciation & Amortization	-	-	-	-
120		A_B7000 Capital Expense	-	-	-	-
121		A_B7200 Discontinued Operations	-	-	-	-
122		A_B7500 Other Non Operating Expenses	-	-	-	-
123		A_B7600 Internal Allocations & Sales	-	-	-	-
124		A_B7700 Funding Tranfers	-	-	-	-
125		Total_Expenses Expenses	-	-	-	-
126		Statement of Activities Net Result	-	-	-	-

	A	B	C	D	E	F
1						
2	O_10021: UW Casper					
3	Board of Trustees Report					
4	O_10021: UW Casper					
5			FY18		FY19	
6	Fund Class - Source	Summary Level Natural Accounts	Budget	Actual through March	Budget	Variance FY18 Budget to FY19 Budget
127		A_B4000 Tuition & Educational Fees	-	-	-	-
128		A_B4100 Sales of Goods & Services	-	-	-	-
129		A_B4300 Grants & Contracts	-	-	-	-
130		A_43501 Federal Appropriations	-	-	-	-
131		A_B4400 Other Operating Revenue	-	-	-	-
132		A_B5000 Non Operating Revenues	-	-	-	-
133		A_B5100 Appropriations	-	-	-	-
134		A_B5300 Gifts	-	-	(54,636)	(54,636)
135		A_B5500 Investment Income	-	-	-	-
136		A_B5600 Other Non Operating Revenues	-	-	-	-
137		Total Revenue Revenue	-	-	(54,636)	(54,636)
138		A_B6000 Salaries, Wages & Benefits	-	-	54,636	54,636
139		A_B6200 Services & Fees	-	-	-	-
140		A_B6300 Travel	-	-	-	-
141	FC_B40 Restr	A_B6400 Supplies	-	-	-	-
142	Grants	A_B6450 Utilities	-	-	-	-
143		A_B6500 Repairs & Maintenance	-	-	-	-
144		A_B6550 Rentals & Leases	-	-	-	-
145		A_B6575 Interest Expense	-	-	-	-
146		A_B6600 Claims & Judgements	-	-	-	-
147		A_B6650 Other Expense	-	-	-	-
148		A_B6700 Subcontracts	-	-	-	-
149		A_B6900 Depreciation & Amortization	-	-	-	-
150		A_B7000 Capital Expense	-	-	-	-
151		A_B7200 Discontinued Operations	-	-	-	-
152		A_B7500 Other Non Operating Expenses	-	-	-	-
153		A_B7600 Internal Allocations & Sales	-	-	-	-
154		A_B7700 Funding Tranfers	-	-	-	-
155		Total Expenses Expenses	-	-	54,636	54,636
156		Statement of Activities Net Result	-	-	-	-
157		A_B4000 Tuition & Educational Fees	-	-	-	-
158		A_B4100 Sales of Goods & Services	-	-	-	-
159		A_B4300 Grants & Contracts	-	-	-	-
160		A_43501 Federal Appropriations	-	-	-	-
161		A_B4400 Other Operating Revenue	-	-	-	-
162		A_B5000 Non Operating Revenues	-	-	-	-
163		A_B5100 Appropriations	-	-	-	-
164		A_B5300 Gifts	-	-	-	-
165		A_B5500 Investment Income	-	-	-	-
166		A_B5600 Other Non Operating Revenues	-	-	-	-
167		Total Revenue Revenue	-	-	-	-
168		A_B6000 Salaries, Wages & Benefits	-	-	-	-
169		A_B6200 Services & Fees	-	-	-	-
170		A_B6300 Travel	-	-	-	-
171	FC_B45 Restr	A_B6400 Supplies	-	-	-	-
172	Govt Funds	A_B6450 Utilities	-	-	-	-
173		A_B6500 Repairs & Maintenance	-	-	-	-
174		A_B6550 Rentals & Leases	-	-	-	-
175		A_B6575 Interest Expense	-	-	-	-
176		A_B6600 Claims & Judgements	-	-	-	-
177		A_B6650 Other Expense	-	-	-	-
178		A_B6700 Subcontracts	-	-	-	-
179		A_B6900 Depreciation & Amortization	-	-	-	-
180		A_B7000 Capital Expense	-	-	-	-
181		A_B7200 Discontinued Operations	-	-	-	-
182		A_B7500 Other Non Operating Expenses	-	-	-	-
183		A_B7600 Internal Allocations & Sales	-	-	-	-
184		A_B7700 Funding Tranfers	-	-	-	-
185		Total Expenses Expenses	-	-	-	-
186		Statement of Activities Net Result	-	-	-	-


	A	B	C	D	E	F	
1							
2	O_10023: UW Medical Laboratory Science						
3	Board of Trustees Report						
4	O_10023: UW Medical Laboratory Science						
5			FY18	FY19			
6	Fund Class - Source	Summary Level Natural Accounts	Budget	Actual through March	Budget	Variance FY18 Budget to FY19 Budget	
7	FC_105 Unrestricted Operating Class	A_B4000 Tuition & Educational Fees	-	-	-	-	
8		A_B4100 Sales of Goods & Services	-	-	-	-	
9		A_B4300 Grants & Contracts	-	-	-	-	
10		A_43501 Federal Appropriations	-	-	-	-	
11		A_B4400 Other Operating Revenue	-	-	-	-	
12		A_B5000 Non Operating Revenues	-	-	-	-	
13		A_B5100 Appropriations	-	-	-	-	
14		A_B5300 Gifts	-	-	-	-	
15		A_B5500 Investment Income	-	-	-	-	
16		A_B5600 Other Non Operating Revenues	-	-	-	-	
17		Total_Revenue Revenue	-	-	-	-	
18		A_B6000 Salaries, Wages & Benefits	208,674	156,506	218,025	9,351	
19		A_B6200 Services & Fees	12,000	4,183	4,300	(7,700)	
20		A_B6300 Travel	15,000	3,145	11,000	(4,000)	
21		A_B6400 Supplies	31,000	1,989	18,960	(12,040)	
22		A_B6450 Utilities	-	-	-	-	
23		A_B6500 Repairs & Maintenance	-	-	-	-	
24		A_B6550 Rentals & Leases	-	-	-	-	
25		A_B6575 Interest Expense	-	-	-	-	
26		A_B6600 Claims & Judgements	-	-	-	-	
27		A_B6650 Other Expense	1,000	5,749	11,900	10,900	
28		A_B6700 Subcontracts	-	-	-	-	
29		A_B6900 Depreciation & Amortization	-	-	-	-	
30		A_B7000 Capital Expense	-	-	-	-	
31		A_B7200 Discontinued Operations	-	-	-	-	
32		A_B7500 Other Non Operating Expenses	-	-	-	-	
33		A_B7600 Internal Allocations & Sales	-	-	-	-	
34		A_B7700 Funding Tranfers	-	-	-	-	
35		Total_Expenses Expenses	267,674	171,573	264,185	(3,489)	
36		Statement of Activities Net Result	267,674	171,573	264,185	(3,489)	
37		FC_B20 Designated Op	A_B4000 Tuition & Educational Fees	-	-	-	-
38			A_B4100 Sales of Goods & Services	-	-	-	-
39			A_B4300 Grants & Contracts	-	-	-	-
40			A_43501 Federal Appropriations	-	-	-	-
41			A_B4400 Other Operating Revenue	-	-	-	-
42			A_B5000 Non Operating Revenues	-	-	-	-
43	A_B5100 Appropriations		-	-	-	-	
44	A_B5300 Gifts		-	-	-	-	
45	A_B5500 Investment Income		-	-	-	-	
46	A_B5600 Other Non Operating Revenues		-	-	-	-	
47	Total_Revenue Revenue		-	-	-	-	
48	A_B6000 Salaries, Wages & Benefits		-	-	-	-	
49	A_B6200 Services & Fees		-	-	-	-	
50	A_B6300 Travel		-	-	-	-	
51	A_B6400 Supplies		-	-	-	-	
52	A_B6450 Utilities		-	-	-	-	
53	A_B6500 Repairs & Maintenance		-	-	-	-	
54	A_B6550 Rentals & Leases		-	-	-	-	
55	A_B6575 Interest Expense		-	-	-	-	
56	A_B6600 Claims & Judgements		-	-	-	-	
57	A_B6650 Other Expense		-	-	-	-	
58	A_B6700 Subcontracts		-	-	-	-	
59	A_B6900 Depreciation & Amortization		-	-	-	-	
60	A_B7000 Capital Expense		-	-	-	-	
61	A_B7200 Discontinued Operations		-	-	-	-	
62	A_B7500 Other Non Operating Expenses		-	-	-	-	
63	A_B7600 Internal Allocations & Sales		-	-	-	-	
64	A_B7700 Funding Tranfers		-	-	-	-	
65	Total_Expenses Expenses		-	-	-	-	
66	Statement of Activities Net Result		-	-	-	-	


	A	B	C	D	E	F
1						
2	O_10023: UW Medical Laboratory Science					
3	Board of Trustees Report					
4	O_10023: UW Medical Laboratory Science					
5			FY18		FY19	
6	Fund Class - Source	Summary Level Natural Accounts	Budget	Actual through March	Budget	Variance FY18 Budget to FY19 Budget
67		A_B4000 Tuition & Educational Fees	-	-	-	-
68		A_B4100 Sales of Goods & Services	-	-	-	-
69		A_B4300 Grants & Contracts	-	-	-	-
70		A_43501 Federal Appropriations	-	-	-	-
71		A_B4400 Other Operating Revenue	-	-	-	-
72		A_B5000 Non Operating Revenues	-	-	-	-
73		A_B5100 Appropriations	-	-	-	-
74		A_B5300 Gifts	-	-	-	-
75		A_B5500 Investment Income	-	-	-	-
76		A_B5600 Other Non Operating Revenues	-	-	-	-
77		Total_Revenue Revenue	-	-	-	-
78		A_B6000 Salaries, Wages & Benefits	-	-	-	-
79		A_B6200 Services & Fees	-	-	-	-
80		A_B6300 Travel	-	-	-	-
81	FC_B30 Restr	A_B6400 Supplies	-	-	-	-
82	Expendable Op	A_B6450 Utilities	-	-	-	-
83		A_B6500 Repairs & Maintenance	-	-	-	-
84		A_B6550 Rentals & Leases	-	-	-	-
85		A_B6575 Interest Expense	-	-	-	-
86		A_B6600 Claims & Judgements	-	-	-	-
87		A_B6650 Other Expense	-	-	-	-
88		A_B6700 Subcontracts	-	-	-	-
89		A_B6900 Depreciation & Amortization	-	-	-	-
90		A_B7000 Capital Expense	-	-	-	-
91		A_B7200 Discontinued Operations	-	-	-	-
92		A_B7500 Other Non Operating Expenses	-	-	-	-
93		A_B7600 Internal Allocations & Sales	-	-	-	-
94		A_B7700 Funding Tranfers	-	-	-	-
95		Total_Expenses Expenses	-	-	-	-
96		Statement of Activities Net Result	-	-	-	-
97		A_B4000 Tuition & Educational Fees	-	-	-	-
98		A_B4100 Sales of Goods & Services	-	-	-	-
99		A_B4300 Grants & Contracts	-	-	-	-
100		A_43501 Federal Appropriations	-	-	-	-
101		A_B4400 Other Operating Revenue	-	-	-	-
102		A_B5000 Non Operating Revenues	-	-	-	-
103		A_B5100 Appropriations	-	-	-	-
104		A_B5300 Gifts	-	-	-	-
105		A_B5500 Investment Income	-	-	-	-
106		A_B5600 Other Non Operating Revenues	-	-	-	-
107		Total_Revenue Revenue	-	-	-	-
108		A_B6000 Salaries, Wages & Benefits	-	-	-	-
109		A_B6200 Services & Fees	-	-	-	-
110		A_B6300 Travel	-	-	-	-
111	FC_B35 Restr	A_B6400 Supplies	-	-	-	-
112	Expendable Non Op	A_B6450 Utilities	-	-	-	-
113		A_B6500 Repairs & Maintenance	-	-	-	-
114		A_B6550 Rentals & Leases	-	-	-	-
115		A_B6575 Interest Expense	-	-	-	-
116		A_B6600 Claims & Judgements	-	-	-	-
117		A_B6650 Other Expense	-	-	-	-
118		A_B6700 Subcontracts	-	-	-	-
119		A_B6900 Depreciation & Amortization	-	-	-	-
120		A_B7000 Capital Expense	-	-	-	-
121		A_B7200 Discontinued Operations	-	-	-	-
122		A_B7500 Other Non Operating Expenses	-	-	-	-
123		A_B7600 Internal Allocations & Sales	-	-	-	-
124		A_B7700 Funding Tranfers	-	-	-	-
125		Total_Expenses Expenses	-	-	-	-
126		Statement of Activities Net Result	-	-	-	-

	A	B	C	D	E	F
1						
2	O_10023: UW Medical Laboratory Science					
3	Board of Trustees Report					
4	O_10023: UW Medical Laboratory Science					
5			FY18		FY19	
6	Fund Class - Source	Summary Level Natural Accounts	Budget	Actual through March	Budget	Variance FY18 Budget to FY19 Budget
127		A_B4000 Tuition & Educational Fees	-	-	-	-
128		A_B4100 Sales of Goods & Services	-	-	-	-
129		A_B4300 Grants & Contracts	-	-	-	-
130		A_43501 Federal Appropriations	-	-	-	-
131		A_B4400 Other Operating Revenue	-	-	-	-
132		A_B5000 Non Operating Revenues	-	-	-	-
133		A_B5100 Appropriations	-	-	-	-
134		A_B5300 Gifts	-	-	-	-
135		A_B5500 Investment Income	-	-	-	-
136		A_B5600 Other Non Operating Revenues	-	-	-	-
137		Total_Revenue Revenue	-	-	-	-
138		A_B6000 Salaries, Wages & Benefits	-	-	-	-
139		A_B6200 Services & Fees	-	-	-	-
140		A_B6300 Travel	-	-	-	-
141	FC_B40 Restr	A_B6400 Supplies	-	-	-	-
142	Grants	A_B6450 Utilities	-	-	-	-
143		A_B6500 Repairs & Maintenance	-	-	-	-
144		A_B6550 Rentals & Leases	-	-	-	-
145		A_B6575 Interest Expense	-	-	-	-
146		A_B6600 Claims & Judgements	-	-	-	-
147		A_B6650 Other Expense	-	-	-	-
148		A_B6700 Subcontracts	-	-	-	-
149		A_B6900 Depreciation & Amortization	-	-	-	-
150		A_B7000 Capital Expense	-	-	-	-
151		A_B7200 Discontinued Operations	-	-	-	-
152		A_B7500 Other Non Operating Expenses	-	-	-	-
153		A_B7600 Internal Allocations & Sales	-	-	-	-
154		A_B7700 Funding Tranfers	-	-	-	-
155		Total_Expenses Expenses	-	-	-	-
156		Statement of Activities Net Result	-	-	-	-
157		A_B4000 Tuition & Educational Fees	-	-	-	-
158		A_B4100 Sales of Goods & Services	-	-	-	-
159		A_B4300 Grants & Contracts	-	-	-	-
160		A_43501 Federal Appropriations	-	-	-	-
161		A_B4400 Other Operating Revenue	-	-	-	-
162		A_B5000 Non Operating Revenues	-	-	-	-
163		A_B5100 Appropriations	-	-	-	-
164		A_B5300 Gifts	-	-	-	-
165		A_B5500 Investment Income	-	-	-	-
166		A_B5600 Other Non Operating Revenues	-	-	-	-
167		Total_Revenue Revenue	-	-	-	-
168		A_B6000 Salaries, Wages & Benefits	-	-	-	-
169		A_B6200 Services & Fees	-	-	-	-
170		A_B6300 Travel	-	-	-	-
171	FC_B45 Restr	A_B6400 Supplies	-	-	-	-
172	Govt Funds	A_B6450 Utilities	-	-	-	-
173		A_B6500 Repairs & Maintenance	-	-	-	-
174		A_B6550 Rentals & Leases	-	-	-	-
175		A_B6575 Interest Expense	-	-	-	-
176		A_B6600 Claims & Judgements	-	-	-	-
177		A_B6650 Other Expense	-	-	-	-
178		A_B6700 Subcontracts	-	-	-	-
179		A_B6900 Depreciation & Amortization	-	-	-	-
180		A_B7000 Capital Expense	-	-	-	-
181		A_B7200 Discontinued Operations	-	-	-	-
182		A_B7500 Other Non Operating Expenses	-	-	-	-
183		A_B7600 Internal Allocations & Sales	-	-	-	-
184		A_B7700 Funding Tranfers	-	-	-	-
185		Total_Expenses Expenses	-	-	-	-
186		Statement of Activities Net Result	-	-	-	-


	A	B	C	D	E	F	
1							
2	O_10031: AVP of Global Engagement						
3	Board of Trustees Report						
4	O_10031: AVP of Global Engagement						
5			FY18		FY19		
6	Fund Class - Source	Summary Level Natural Accounts	Budget	Actual through March	Budget	Variance FY18 Budget to FY19 Budget	
7	FC_105 Unrestricted Operating Class	A_B4000 Tuition & Educational Fees	(197,500)	(15,387)	-	197,500	
8		A_B4100 Sales of Goods & Services	(17,600)	-	-	17,600	
9		A_B4300 Grants & Contracts	-	-	-	-	
10		A_43501 Federal Appropriations	-	-	-	-	
11		A_B4400 Other Operating Revenue	-	(54,770)	-	-	
12		A_B5000 Non Operating Revenues	-	-	-	-	
13		A_B5100 Appropriations	-	-	-	-	
14		A_B5300 Gifts	-	-	-	-	
15		A_B5500 Investment Income	-	-	-	-	
16		A_B5600 Other Non Operating Revenues	-	-	-	-	
17			Total_Revenue Revenue	(215,100)	(70,157)	-	215,100
18			A_B6000 Salaries, Wages & Benefits	482,977	411,571	560,717	77,741
19			A_B6200 Services & Fees	31,300	(7,082)	19,500	(11,800)
20			A_B6300 Travel	145,700	56,435	164,150	18,450
21			A_B6400 Supplies	38,000	18,648	7,300	(30,700)
22			A_B6450 Utilities	-	132	-	-
23			A_B6500 Repairs & Maintenance	1,000	-	-	(1,000)
24			A_B6550 Rentals & Leases	20,000	813	-	(20,000)
25			A_B6575 Interest Expense	-	-	-	-
26			A_B6600 Claims & Judgements	-	-	-	-
27			A_B6650 Other Expense	19,200	27,166	15,500	(3,700)
28			A_B6700 Subcontracts	-	5,409	-	-
29			A_B6900 Depreciation & Amortization	-	-	-	-
30			A_B7000 Capital Expense	-	-	-	-
31			A_B7200 Discontinued Operations	-	-	-	-
32			A_B7500 Other Non Operating Expenses	-	-	-	-
33			A_B7600 Internal Allocations & Sales	-	26,340	8,000	8,000
34			A_B7700 Funding Tranfers	(30,000)	-	-	30,000
35			Total_Expenses Expenses	708,177	539,432	775,167	66,991
36			Statement of Activities Net Result	493,077	469,275	775,167	282,091
37		FC_B20 Designated Op	A_B4000 Tuition & Educational Fees	-	-	-	-
38			A_B4100 Sales of Goods & Services	-	-	-	-
39			A_B4300 Grants & Contracts	-	-	-	-
40			A_43501 Federal Appropriations	-	-	-	-
41			A_B4400 Other Operating Revenue	-	(24,915)	-	-
42			A_B5000 Non Operating Revenues	-	-	-	-
43	A_B5100 Appropriations		-	-	-	-	
44	A_B5300 Gifts		-	-	-	-	
45	A_B5500 Investment Income		-	-	-	-	
46	A_B5600 Other Non Operating Revenues		-	-	-	-	
47			Total_Revenue Revenue	-	(24,915)	-	-
48			A_B6000 Salaries, Wages & Benefits	-	-	-	-
49			A_B6200 Services & Fees	-	720	-	-
50			A_B6300 Travel	-	25,174	-	-
51			A_B6400 Supplies	-	1,171	-	-
52			A_B6450 Utilities	-	-	-	-
53			A_B6500 Repairs & Maintenance	-	-	-	-
54			A_B6550 Rentals & Leases	-	-	-	-
55			A_B6575 Interest Expense	-	-	-	-
56			A_B6600 Claims & Judgements	-	-	-	-
57			A_B6650 Other Expense	-	-	-	-
58			A_B6700 Subcontracts	-	-	-	-
59			A_B6900 Depreciation & Amortization	-	-	-	-
60			A_B7000 Capital Expense	-	-	-	-
61			A_B7200 Discontinued Operations	-	-	-	-
62			A_B7500 Other Non Operating Expenses	-	-	-	-
63			A_B7600 Internal Allocations & Sales	-	(500)	-	-
64			A_B7700 Funding Tranfers	-	-	-	-
65			Total_Expenses Expenses	-	26,565	-	-
66			Statement of Activities Net Result	-	1,650	-	-


	A	B	C	D	E	F
1						
2	O_10031: AVP of Global Engagement					
3	Board of Trustees Report					
4	O_10031: AVP of Global Engagement					
5				FY18	FY19	
6	Fund Class - Source	Summary Level Natural Accounts	Budget	Actual through March	Budget	Variance FY18 Budget to FY19 Budget
67		A_B4000 Tuition & Educational Fees	-	181,300	-	-
68		A_B4100 Sales of Goods & Services	-	-	-	-
69		A_B4300 Grants & Contracts	-	-	-	-
70		A_43501 Federal Appropriations	-	-	-	-
71		A_B4400 Other Operating Revenue	-	-	-	-
72		A_B5000 Non Operating Revenues	-	-	-	-
73		A_B5100 Appropriations	-	-	-	-
74		A_B5300 Gifts	-	(174,850)	-	-
75		A_B5500 Investment Income	-	-	-	-
76		A_B5600 Other Non Operating Revenues	-	-	-	-
77		Total Revenue Revenue	-	6,450	-	-
78		A_B6000 Salaries, Wages & Benefits	-	-	-	-
79		A_B6200 Services & Fees	-	-	-	-
80		A_B6300 Travel	-	-	-	-
81	FC_B30 Restr	A_B6400 Supplies	-	-	-	-
82	Expendable Op	A_B6450 Utilities	-	-	-	-
83		A_B6500 Repairs & Maintenance	-	-	-	-
84		A_B6550 Rentals & Leases	-	-	-	-
85		A_B6575 Interest Expense	-	-	-	-
86		A_B6600 Claims & Judgements	-	-	-	-
87		A_B6650 Other Expense	-	-	-	-
88		A_B6700 Subcontracts	-	-	-	-
89		A_B6900 Depreciation & Amortization	-	-	-	-
90		A_B7000 Capital Expense	-	-	-	-
91		A_B7200 Discontinued Operations	-	-	-	-
92		A_B7500 Other Non Operating Expenses	-	-	-	-
93		A_B7600 Internal Allocations & Sales	-	-	-	-
94		A_B7700 Funding Tranfers	-	-	-	-
95		Total Expenses Expenses	-	-	-	-
96		Statement of Activities Net Result	-	6,450	-	-
97		A_B4000 Tuition & Educational Fees	-	-	-	-
98		A_B4100 Sales of Goods & Services	-	-	-	-
99		A_B4300 Grants & Contracts	-	-	-	-
100		A_43501 Federal Appropriations	-	-	-	-
101		A_B4400 Other Operating Revenue	-	-	-	-
102		A_B5000 Non Operating Revenues	-	-	-	-
103		A_B5100 Appropriations	-	-	-	-
104		A_B5300 Gifts	-	-	-	-
105		A_B5500 Investment Income	-	-	-	-
106		A_B5600 Other Non Operating Revenues	-	-	-	-
107		Total Revenue Revenue	-	-	-	-
108		A_B6000 Salaries, Wages & Benefits	-	-	-	-
109		A_B6200 Services & Fees	-	-	-	-
110		A_B6300 Travel	-	-	-	-
111	FC_B35 Restr	A_B6400 Supplies	-	-	-	-
112	Expendable Non Op	A_B6450 Utilities	-	-	-	-
113		A_B6500 Repairs & Maintenance	-	-	-	-
114		A_B6550 Rentals & Leases	-	-	-	-
115		A_B6575 Interest Expense	-	-	-	-
116		A_B6600 Claims & Judgements	-	-	-	-
117		A_B6650 Other Expense	-	-	-	-
118		A_B6700 Subcontracts	-	-	-	-
119		A_B6900 Depreciation & Amortization	-	-	-	-
120		A_B7000 Capital Expense	-	-	-	-
121		A_B7200 Discontinued Operations	-	-	-	-
122		A_B7500 Other Non Operating Expenses	-	-	-	-
123		A_B7600 Internal Allocations & Sales	-	-	-	-
124		A_B7700 Funding Tranfers	-	-	-	-
125		Total Expenses Expenses	-	-	-	-
126		Statement of Activities Net Result	-	-	-	-

	A	B	C	D	E	F
1						
2	O_10031: AVP of Global Engagement					
3	Board of Trustees Report					
4	O_10031: AVP of Global Engagement					
5			FY18		FY19	
6	Fund Class - Source	Summary Level Natural Accounts	Budget	Actual through March	Budget	Variance FY18 Budget to FY19 Budget
127		A_B4000 Tuition & Educational Fees	-	-	-	-
128		A_B4100 Sales of Goods & Services	-	-	-	-
129		A_B4300 Grants & Contracts	-	(402)	-	-
130		A_43501 Federal Appropriations	-	-	-	-
131		A_B4400 Other Operating Revenue	-	-	-	-
132		A_B5000 Non Operating Revenues	-	-	-	-
133		A_B5100 Appropriations	-	-	-	-
134		A_B5300 Gifts	-	-	-	-
135		A_B5500 Investment Income	-	-	-	-
136		A_B5600 Other Non Operating Revenues	-	-	-	-
137		Total_Revenue Revenue	-	(402)	-	-
138		A_B6000 Salaries, Wages & Benefits	-	-	-	-
139		A_B6200 Services & Fees	-	-	-	-
140		A_B6300 Travel	-	-	-	-
141	FC_B40 Restr	A_B6400 Supplies	-	-	-	-
142	Grants	A_B6450 Utilities	-	-	-	-
143		A_B6500 Repairs & Maintenance	-	-	-	-
144		A_B6550 Rentals & Leases	-	-	-	-
145		A_B6575 Interest Expense	-	-	-	-
146		A_B6600 Claims & Judgements	-	-	-	-
147		A_B6650 Other Expense	-	-	-	-
148		A_B6700 Subcontracts	-	-	-	-
149		A_B6900 Depreciation & Amortization	-	-	-	-
150		A_B7000 Capital Expense	-	-	-	-
151		A_B7200 Discontinued Operations	-	-	-	-
152		A_B7500 Other Non Operating Expenses	-	-	-	-
153		A_B7600 Internal Allocations & Sales	-	-	-	-
154		A_B7700 Funding Tranfers	-	-	-	-
155		Total_Expenses Expenses	-	-	-	-
156		Statement of Activities Net Result	-	(402)	-	-
157		A_B4000 Tuition & Educational Fees	-	-	-	-
158		A_B4100 Sales of Goods & Services	-	-	-	-
159		A_B4300 Grants & Contracts	-	-	-	-
160		A_43501 Federal Appropriations	-	-	-	-
161		A_B4400 Other Operating Revenue	-	-	-	-
162		A_B5000 Non Operating Revenues	-	-	-	-
163		A_B5100 Appropriations	-	-	-	-
164		A_B5300 Gifts	-	-	-	-
165		A_B5500 Investment Income	-	-	-	-
166		A_B5600 Other Non Operating Revenues	-	-	-	-
167		Total_Revenue Revenue	-	-	-	-
168		A_B6000 Salaries, Wages & Benefits	-	-	-	-
169		A_B6200 Services & Fees	-	-	-	-
170		A_B6300 Travel	-	-	-	-
171	FC_B45 Restr	A_B6400 Supplies	-	-	-	-
172	Govt Funds	A_B6450 Utilities	-	-	-	-
173		A_B6500 Repairs & Maintenance	-	-	-	-
174		A_B6550 Rentals & Leases	-	-	-	-
175		A_B6575 Interest Expense	-	-	-	-
176		A_B6600 Claims & Judgements	-	-	-	-
177		A_B6650 Other Expense	-	-	-	-
178		A_B6700 Subcontracts	-	-	-	-
179		A_B6900 Depreciation & Amortization	-	-	-	-
180		A_B7000 Capital Expense	-	-	-	-
181		A_B7200 Discontinued Operations	-	-	-	-
182		A_B7500 Other Non Operating Expenses	-	-	-	-
183		A_B7600 Internal Allocations & Sales	-	-	-	-
184		A_B7700 Funding Tranfers	-	-	-	-
185		Total_Expenses Expenses	-	-	-	-
186		Statement of Activities Net Result	-	-	-	-


	A	B	C	D	E	F	
1							
2	O_10032: English Language Center						
3	Board of Trustees Report						
4	O_10032: English Language Center						
5			FY18		FY19		
6	Fund Class - Source	Summary Level Natural Accounts	Budget	Actual through March	Budget	Variance FY18 Budget to FY19 Budget	
7	FC_105 Unrestricted Operating Class	A_B4000 Tuition & Educational Fees	(70,500)	(43,960)	(61,000)	9,500	
8		A_B4100 Sales of Goods & Services	-	42	-	-	
9		A_B4300 Grants & Contracts	-	-	-	-	
10		A_43501 Federal Appropriations	-	-	-	-	
11		A_B4400 Other Operating Revenue	(20,000)	(7,715)	(20,000)	-	
12		A_B5000 Non Operating Revenues	-	-	-	-	
13		A_B5100 Appropriations	-	-	-	-	
14		A_B5300 Gifts	-	-	-	-	
15		A_B5500 Investment Income	-	-	-	-	
16		A_B5600 Other Non Operating Revenues	-	-	-	-	
17			Total_Revenue Revenue	(90,500)	(51,633)	(81,000)	9,500
18			A_B6000 Salaries, Wages & Benefits	201,881	167,708	318,750	116,868
19			A_B6200 Services & Fees	60,000	810	32,500	(27,500)
20			A_B6300 Travel	25,000	3,643	13,000	(12,000)
21			A_B6400 Supplies	14,000	2,532	2,500	(11,500)
22			A_B6450 Utilities	-	-	-	-
23			A_B6500 Repairs & Maintenance	-	-	-	-
24			A_B6550 Rentals & Leases	-	-	-	-
25			A_B6575 Interest Expense	-	-	-	-
26			A_B6600 Claims & Judgements	-	-	-	-
27			A_B6650 Other Expense	2,000	1,791	4,500	2,500
28			A_B6700 Subcontracts	-	4,243	-	-
29			A_B6900 Depreciation & Amortization	-	-	-	-
30			A_B7000 Capital Expense	-	-	-	-
31			A_B7200 Discontinued Operations	-	-	-	-
32			A_B7500 Other Non Operating Expenses	-	-	-	-
33			A_B7600 Internal Allocations & Sales	-	7,635	8,500	8,500
34			A_B7700 Funding Tranfers	-	-	-	-
35			Total_Expenses Expenses	302,881	188,361	379,750	76,868
36			Statement of Activities Net Result	212,381	136,728	298,750	86,368
37		FC_B20 Designated Op	A_B4000 Tuition & Educational Fees	-	-	-	-
38			A_B4100 Sales of Goods & Services	-	(22,400)	-	-
39			A_B4300 Grants & Contracts	-	-	-	-
40			A_43501 Federal Appropriations	-	-	-	-
41			A_B4400 Other Operating Revenue	-	(6,400)	-	-
42			A_B5000 Non Operating Revenues	-	-	-	-
43	A_B5100 Appropriations		-	-	-	-	
44	A_B5300 Gifts		-	-	-	-	
45	A_B5500 Investment Income		-	-	-	-	
46	A_B5600 Other Non Operating Revenues		-	-	-	-	
47			Total_Revenue Revenue	-	(28,800)	-	-
48			A_B6000 Salaries, Wages & Benefits	-	-	-	-
49			A_B6200 Services & Fees	-	-	-	-
50			A_B6300 Travel	-	-	-	-
51			A_B6400 Supplies	-	-	-	-
52			A_B6450 Utilities	-	-	-	-
53			A_B6500 Repairs & Maintenance	-	-	-	-
54			A_B6550 Rentals & Leases	-	-	-	-
55			A_B6575 Interest Expense	-	-	-	-
56			A_B6600 Claims & Judgements	-	-	-	-
57			A_B6650 Other Expense	-	-	-	-
58			A_B6700 Subcontracts	-	-	-	-
59			A_B6900 Depreciation & Amortization	-	-	-	-
60			A_B7000 Capital Expense	-	-	-	-
61			A_B7200 Discontinued Operations	-	-	-	-
62			A_B7500 Other Non Operating Expenses	-	-	-	-
63			A_B7600 Internal Allocations & Sales	-	-	-	-
64			A_B7700 Funding Tranfers	-	-	-	-
65			Total_Expenses Expenses	-	-	-	-
66			Statement of Activities Net Result	-	(28,800)	-	-


	A	B	C	D	E	F
1						
2	O_10032: English Language Center					
3	Board of Trustees Report					
4	O_10032: English Language Center					
5			FY18		FY19	
6	Fund Class - Source	Summary Level Natural Accounts	Budget	Actual through March	Budget	Variance FY18 Budget to FY19 Budget
67		A_B4000 Tuition & Educational Fees	-	-	-	-
68		A_B4100 Sales of Goods & Services	-	-	-	-
69		A_B4300 Grants & Contracts	-	-	-	-
70		A_43501 Federal Appropriations	-	-	-	-
71		A_B4400 Other Operating Revenue	-	-	-	-
72		A_B5000 Non Operating Revenues	-	-	-	-
73		A_B5100 Appropriations	-	-	-	-
74		A_B5300 Gifts	-	-	-	-
75		A_B5500 Investment Income	-	-	-	-
76		A_B5600 Other Non Operating Revenues	-	-	-	-
77		Total Revenue Revenue	-	-	-	-
78		A_B6000 Salaries, Wages & Benefits	-	-	-	-
79		A_B6200 Services & Fees	-	-	-	-
80		A_B6300 Travel	-	-	-	-
81	FC_B30 Restr	A_B6400 Supplies	-	-	-	-
82	Expendable Op	A_B6450 Utilities	-	-	-	-
83		A_B6500 Repairs & Maintenance	-	-	-	-
84		A_B6550 Rentals & Leases	-	-	-	-
85		A_B6575 Interest Expense	-	-	-	-
86		A_B6600 Claims & Judgements	-	-	-	-
87		A_B6650 Other Expense	-	-	-	-
88		A_B6700 Subcontracts	-	-	-	-
89		A_B6900 Depreciation & Amortization	-	-	-	-
90		A_B7000 Capital Expense	-	-	-	-
91		A_B7200 Discontinued Operations	-	-	-	-
92		A_B7500 Other Non Operating Expenses	-	-	-	-
93		A_B7600 Internal Allocations & Sales	-	-	-	-
94		A_B7700 Funding Tranfers	-	-	-	-
95		Total Expenses Expenses	-	-	-	-
96		Statement of Activities Net Result	-	-	-	-
97		A_B4000 Tuition & Educational Fees	-	-	-	-
98		A_B4100 Sales of Goods & Services	-	-	-	-
99		A_B4300 Grants & Contracts	-	-	-	-
100		A_43501 Federal Appropriations	-	-	-	-
101		A_B4400 Other Operating Revenue	-	-	-	-
102		A_B5000 Non Operating Revenues	-	-	-	-
103		A_B5100 Appropriations	-	-	-	-
104		A_B5300 Gifts	-	-	-	-
105		A_B5500 Investment Income	-	-	-	-
106		A_B5600 Other Non Operating Revenues	-	-	-	-
107		Total Revenue Revenue	-	-	-	-
108		A_B6000 Salaries, Wages & Benefits	-	-	-	-
109		A_B6200 Services & Fees	-	-	-	-
110		A_B6300 Travel	-	-	-	-
111	FC_B35 Restr	A_B6400 Supplies	-	-	-	-
112	Expendable Non Op	A_B6450 Utilities	-	-	-	-
113		A_B6500 Repairs & Maintenance	-	-	-	-
114		A_B6550 Rentals & Leases	-	-	-	-
115		A_B6575 Interest Expense	-	-	-	-
116		A_B6600 Claims & Judgements	-	-	-	-
117		A_B6650 Other Expense	-	-	-	-
118		A_B6700 Subcontracts	-	-	-	-
119		A_B6900 Depreciation & Amortization	-	-	-	-
120		A_B7000 Capital Expense	-	-	-	-
121		A_B7200 Discontinued Operations	-	-	-	-
122		A_B7500 Other Non Operating Expenses	-	-	-	-
123		A_B7600 Internal Allocations & Sales	-	-	-	-
124		A_B7700 Funding Tranfers	-	-	-	-
125		Total Expenses Expenses	-	-	-	-
126		Statement of Activities Net Result	-	-	-	-


	A	B	C	D	E	F
1						
2	O_10032: English Language Center					
3	Board of Trustees Report					
4	O_10032: English Language Center					
5			FY18		FY19	
6	Fund Class - Source	Summary Level Natural Accounts	Budget	Actual through March	Budget	Variance FY18 Budget to FY19 Budget
127		A_B4000 Tuition & Educational Fees	-	-	-	-
128		A_B4100 Sales of Goods & Services	-	-	-	-
129		A_B4300 Grants & Contracts	-	-	-	-
130		A_43501 Federal Appropriations	-	-	-	-
131		A_B4400 Other Operating Revenue	-	-	-	-
132		A_B5000 Non Operating Revenues	-	-	-	-
133		A_B5100 Appropriations	-	-	-	-
134		A_B5300 Gifts	-	-	-	-
135		A_B5500 Investment Income	-	-	-	-
136		A_B5600 Other Non Operating Revenues	-	-	-	-
137		Total_Revenue Revenue	-	-	-	-
138		A_B6000 Salaries, Wages & Benefits	-	-	-	-
139		A_B6200 Services & Fees	-	-	-	-
140		A_B6300 Travel	-	-	-	-
141	FC_B40 Restr	A_B6400 Supplies	-	-	-	-
142	Grants	A_B6450 Utilities	-	-	-	-
143		A_B6500 Repairs & Maintenance	-	-	-	-
144		A_B6550 Rentals & Leases	-	-	-	-
145		A_B6575 Interest Expense	-	-	-	-
146		A_B6600 Claims & Judgements	-	-	-	-
147		A_B6650 Other Expense	-	-	-	-
148		A_B6700 Subcontracts	-	-	-	-
149		A_B6900 Depreciation & Amortization	-	-	-	-
150		A_B7000 Capital Expense	-	-	-	-
151		A_B7200 Discontinued Operations	-	-	-	-
152		A_B7500 Other Non Operating Expenses	-	-	-	-
153		A_B7600 Internal Allocations & Sales	-	-	-	-
154		A_B7700 Funding Tranfers	-	-	-	-
155		Total_Expenses Expenses	-	-	-	-
156		Statement of Activities Net Result	-	-	-	-
157		A_B4000 Tuition & Educational Fees	-	-	-	-
158		A_B4100 Sales of Goods & Services	-	-	-	-
159		A_B4300 Grants & Contracts	-	-	-	-
160		A_43501 Federal Appropriations	-	-	-	-
161		A_B4400 Other Operating Revenue	-	-	-	-
162		A_B5000 Non Operating Revenues	-	-	-	-
163		A_B5100 Appropriations	-	-	-	-
164		A_B5300 Gifts	-	-	-	-
165		A_B5500 Investment Income	-	-	-	-
166		A_B5600 Other Non Operating Revenues	-	-	-	-
167		Total_Revenue Revenue	-	-	-	-
168		A_B6000 Salaries, Wages & Benefits	-	-	-	-
169		A_B6200 Services & Fees	-	-	-	-
170		A_B6300 Travel	-	-	-	-
171	FC_B45 Restr	A_B6400 Supplies	-	-	-	-
172	Govt Funds	A_B6450 Utilities	-	-	-	-
173		A_B6500 Repairs & Maintenance	-	-	-	-
174		A_B6550 Rentals & Leases	-	-	-	-
175		A_B6575 Interest Expense	-	-	-	-
176		A_B6600 Claims & Judgements	-	-	-	-
177		A_B6650 Other Expense	-	-	-	-
178		A_B6700 Subcontracts	-	-	-	-
179		A_B6900 Depreciation & Amortization	-	-	-	-
180		A_B7000 Capital Expense	-	-	-	-
181		A_B7200 Discontinued Operations	-	-	-	-
182		A_B7500 Other Non Operating Expenses	-	-	-	-
183		A_B7600 Internal Allocations & Sales	-	-	-	-
184		A_B7700 Funding Tranfers	-	-	-	-
185		Total_Expenses Expenses	-	-	-	-
186		Statement of Activities Net Result	-	-	-	-

	A	B	C	D	E	F	
1							
2	O_10033: International Students & Scholars						
3	Board of Trustees Report						
4	O_10033: International Students & Scholars						
5			FY18		FY19		
6	Fund Class - Source	Summary Level Natural Accounts	Budget	Actual through March	Budget	Variance FY18 Budget to FY19 Budget	
7	FC_105 Unrestricted Operating Class	A_B4000 Tuition & Educational Fees	-	(50,300)	(122,150)	(122,150)	
8		A_B4100 Sales of Goods & Services	-	-	-	-	
9		A_B4300 Grants & Contracts	-	-	-	-	
10		A_43501 Federal Appropriations	-	-	-	-	
11		A_B4400 Other Operating Revenue	(2,000)	-	-	2,000	
12		A_B5000 Non Operating Revenues	-	-	-	-	
13		A_B5100 Appropriations	-	-	-	-	
14		A_B5300 Gifts	-	-	-	-	
15		A_B5500 Investment Income	-	-	-	-	
16		A_B5600 Other Non Operating Revenues	-	-	-	-	
17			Total_Revenue Revenue	(2,000)	(50,300)	(122,150)	(120,150)
18			A_B6000 Salaries, Wages & Benefits	265,828	214,360	328,443	62,615
19			A_B6200 Services & Fees	37,000	3,175	56,500	19,500
20			A_B6300 Travel	13,008	4,566	41,000	27,992
21			A_B6400 Supplies	10,350	1,469	5,750	(4,600)
22			A_B6450 Utilities	350	34	250	(100)
23			A_B6500 Repairs & Maintenance	650	-	-	(650)
24			A_B6550 Rentals & Leases	-	-	-	-
25			A_B6575 Interest Expense	-	-	-	-
26			A_B6600 Claims & Judgements	-	-	-	-
27			A_B6650 Other Expense	4,500	3,692	9,500	5,000
28			A_B6700 Subcontracts	-	-	-	-
29			A_B6900 Depreciation & Amortization	-	-	-	-
30			A_B7000 Capital Expense	-	-	-	-
31			A_B7200 Discontinued Operations	-	-	-	-
32			A_B7500 Other Non Operating Expenses	-	675	-	-
33			A_B7600 Internal Allocations & Sales	-	21,758	11,000	11,000
34			A_B7700 Funding Tranfers	-	-	-	-
35			Total_Expenses Expenses	331,686	249,729	452,443	120,757
36			Statement of Activities Net Result	329,686	199,429	330,293	607
37		FC_B20 Designated Op	A_B4000 Tuition & Educational Fees	-	-	-	-
38			A_B4100 Sales of Goods & Services	-	-	-	-
39			A_B4300 Grants & Contracts	-	-	-	-
40			A_43501 Federal Appropriations	-	-	-	-
41			A_B4400 Other Operating Revenue	-	(1,650)	-	-
42			A_B5000 Non Operating Revenues	-	-	-	-
43	A_B5100 Appropriations		-	-	-	-	
44	A_B5300 Gifts		-	-	-	-	
45	A_B5500 Investment Income		-	-	-	-	
46	A_B5600 Other Non Operating Revenues		-	-	-	-	
47			Total_Revenue Revenue	-	(1,650)	-	-
48			A_B6000 Salaries, Wages & Benefits	-	593	-	-
49			A_B6200 Services & Fees	-	-	-	-
50			A_B6300 Travel	-	32	-	-
51			A_B6400 Supplies	-	1,391	-	-
52			A_B6450 Utilities	-	26	-	-
53			A_B6500 Repairs & Maintenance	-	-	-	-
54			A_B6550 Rentals & Leases	-	-	-	-
55			A_B6575 Interest Expense	-	-	-	-
56			A_B6600 Claims & Judgements	-	-	-	-
57			A_B6650 Other Expense	-	258	-	-
58			A_B6700 Subcontracts	-	-	-	-
59			A_B6900 Depreciation & Amortization	-	-	-	-
60			A_B7000 Capital Expense	-	-	-	-
61			A_B7200 Discontinued Operations	-	-	-	-
62			A_B7500 Other Non Operating Expenses	-	-	-	-
63			A_B7600 Internal Allocations & Sales	-	1,025	-	-
64			A_B7700 Funding Tranfers	-	-	-	-
65			Total_Expenses Expenses	-	3,324	-	-
66			Statement of Activities Net Result	-	1,674	-	-


	A	B	C	D	E	F
1						
2	O_10033: International Students & Scholars					
3	Board of Trustees Report					
4	O_10033: International Students & Scholars					
5			FY18		FY19	
6	Fund Class - Source	Summary Level Natural Accounts	Budget	Actual through March	Budget	Variance FY18 Budget to FY19 Budget
67		A_B4000 Tuition & Educational Fees	-	-	-	-
68		A_B4100 Sales of Goods & Services	-	-	-	-
69		A_B4300 Grants & Contracts	-	-	-	-
70		A_43501 Federal Appropriations	-	-	-	-
71		A_B4400 Other Operating Revenue	-	-	-	-
72		A_B5000 Non Operating Revenues	-	-	-	-
73		A_B5100 Appropriations	-	-	-	-
74		A_B5300 Gifts	-	-	-	-
75		A_B5500 Investment Income	-	-	-	-
76		A_B5600 Other Non Operating Revenues	-	-	-	-
77		Total_Revenue Revenue	-	-	-	-
78		A_B6000 Salaries, Wages & Benefits	-	-	-	-
79		A_B6200 Services & Fees	-	-	-	-
80		A_B6300 Travel	-	-	-	-
81	FC_B30 Restr	A_B6400 Supplies	-	-	-	-
82	Expendable Op	A_B6450 Utilities	-	-	-	-
83		A_B6500 Repairs & Maintenance	-	-	-	-
84		A_B6550 Rentals & Leases	-	-	-	-
85		A_B6575 Interest Expense	-	-	-	-
86		A_B6600 Claims & Judgements	-	-	-	-
87		A_B6650 Other Expense	-	-	-	-
88		A_B6700 Subcontracts	-	-	-	-
89		A_B6900 Depreciation & Amortization	-	-	-	-
90		A_B7000 Capital Expense	-	-	-	-
91		A_B7200 Discontinued Operations	-	-	-	-
92		A_B7500 Other Non Operating Expenses	-	-	-	-
93		A_B7600 Internal Allocations & Sales	-	-	-	-
94		A_B7700 Funding Tranfers	-	-	-	-
95		Total_Expenses Expenses	-	-	-	-
96		Statement of Activities Net Result	-	-	-	-
97		A_B4000 Tuition & Educational Fees	-	-	-	-
98		A_B4100 Sales of Goods & Services	-	-	-	-
99		A_B4300 Grants & Contracts	-	-	-	-
100		A_43501 Federal Appropriations	-	-	-	-
101		A_B4400 Other Operating Revenue	-	-	-	-
102		A_B5000 Non Operating Revenues	-	-	-	-
103		A_B5100 Appropriations	-	-	-	-
104		A_B5300 Gifts	-	-	-	-
105		A_B5500 Investment Income	-	-	-	-
106		A_B5600 Other Non Operating Revenues	-	-	-	-
107		Total_Revenue Revenue	-	-	-	-
108		A_B6000 Salaries, Wages & Benefits	-	-	-	-
109		A_B6200 Services & Fees	-	-	-	-
110		A_B6300 Travel	-	-	-	-
111	FC_B35 Restr	A_B6400 Supplies	-	-	-	-
112	Expendable Non Op	A_B6450 Utilities	-	-	-	-
113		A_B6500 Repairs & Maintenance	-	-	-	-
114		A_B6550 Rentals & Leases	-	-	-	-
115		A_B6575 Interest Expense	-	-	-	-
116		A_B6600 Claims & Judgements	-	-	-	-
117		A_B6650 Other Expense	-	-	-	-
118		A_B6700 Subcontracts	-	-	-	-
119		A_B6900 Depreciation & Amortization	-	-	-	-
120		A_B7000 Capital Expense	-	-	-	-
121		A_B7200 Discontinued Operations	-	-	-	-
122		A_B7500 Other Non Operating Expenses	-	-	-	-
123		A_B7600 Internal Allocations & Sales	-	-	-	-
124		A_B7700 Funding Tranfers	-	-	-	-
125		Total_Expenses Expenses	-	-	-	-
126		Statement of Activities Net Result	-	-	-	-

	A	B	C	D	E	F
1						
2	O_10033: International Students & Scholars					
3	Board of Trustees Report					
4	O_10033: International Students & Scholars					
5			FY18		FY19	
6	Fund Class - Source	Summary Level Natural Accounts	Budget	Actual through March	Budget	Variance FY18 Budget to FY19 Budget
127		A_B4000 Tuition & Educational Fees	-	-	-	-
128		A_B4100 Sales of Goods & Services	-	-	-	-
129		A_B4300 Grants & Contracts	-	-	-	-
130		A_43501 Federal Appropriations	-	-	-	-
131		A_B4400 Other Operating Revenue	-	-	-	-
132		A_B5000 Non Operating Revenues	-	-	-	-
133		A_B5100 Appropriations	-	-	-	-
134		A_B5300 Gifts	-	-	-	-
135		A_B5500 Investment Income	-	-	-	-
136		A_B5600 Other Non Operating Revenues	-	-	-	-
137		Total_Revenue Revenue	-	-	-	-
138		A_B6000 Salaries, Wages & Benefits	-	-	-	-
139		A_B6200 Services & Fees	-	-	-	-
140		A_B6300 Travel	-	-	-	-
141	FC_B40 Restr	A_B6400 Supplies	-	-	-	-
142	Grants	A_B6450 Utilities	-	-	-	-
143		A_B6500 Repairs & Maintenance	-	-	-	-
144		A_B6550 Rentals & Leases	-	-	-	-
145		A_B6575 Interest Expense	-	-	-	-
146		A_B6600 Claims & Judgements	-	-	-	-
147		A_B6650 Other Expense	-	-	-	-
148		A_B6700 Subcontracts	-	-	-	-
149		A_B6900 Depreciation & Amortization	-	-	-	-
150		A_B7000 Capital Expense	-	-	-	-
151		A_B7200 Discontinued Operations	-	-	-	-
152		A_B7500 Other Non Operating Expenses	-	-	-	-
153		A_B7600 Internal Allocations & Sales	-	-	-	-
154		A_B7700 Funding Tranfers	-	-	-	-
155		Total_Expenses Expenses	-	-	-	-
156		Statement of Activities Net Result	-	-	-	-
157		A_B4000 Tuition & Educational Fees	-	-	-	-
158		A_B4100 Sales of Goods & Services	-	-	-	-
159		A_B4300 Grants & Contracts	-	-	-	-
160		A_43501 Federal Appropriations	-	-	-	-
161		A_B4400 Other Operating Revenue	-	-	-	-
162		A_B5000 Non Operating Revenues	-	-	-	-
163		A_B5100 Appropriations	-	-	-	-
164		A_B5300 Gifts	-	-	-	-
165		A_B5500 Investment Income	-	-	-	-
166		A_B5600 Other Non Operating Revenues	-	-	-	-
167		Total_Revenue Revenue	-	-	-	-
168		A_B6000 Salaries, Wages & Benefits	-	-	-	-
169		A_B6200 Services & Fees	-	-	-	-
170		A_B6300 Travel	-	-	-	-
171	FC_B45 Restr	A_B6400 Supplies	-	-	-	-
172	Govt Funds	A_B6450 Utilities	-	-	-	-
173		A_B6500 Repairs & Maintenance	-	-	-	-
174		A_B6550 Rentals & Leases	-	-	-	-
175		A_B6575 Interest Expense	-	-	-	-
176		A_B6600 Claims & Judgements	-	-	-	-
177		A_B6650 Other Expense	-	-	-	-
178		A_B6700 Subcontracts	-	-	-	-
179		A_B6900 Depreciation & Amortization	-	-	-	-
180		A_B7000 Capital Expense	-	-	-	-
181		A_B7200 Discontinued Operations	-	-	-	-
182		A_B7500 Other Non Operating Expenses	-	-	-	-
183		A_B7600 Internal Allocations & Sales	-	-	-	-
184		A_B7700 Funding Tranfers	-	-	-	-
185		Total_Expenses Expenses	-	-	-	-
186		Statement of Activities Net Result	-	-	-	-


	A	B	C	D	E	F	
1							
2	O_10034: Center for Global Studies						
3	Board of Trustees Report						
4	O_10034: Center for Global Studies						
5			FY18		FY19		
6	Fund Class - Source	Summary Level Natural Accounts	Budget	Actual through March	Budget	Variance FY18 Budget to FY19 Budget	
7	FC_105 Unrestricted Operating Class	A_B4000 Tuition & Educational Fees	-	-	-	-	
8		A_B4100 Sales of Goods & Services	-	-	-	-	
9		A_B4300 Grants & Contracts	-	-	-	-	
10		A_43501 Federal Appropriations	-	-	-	-	
11		A_B4400 Other Operating Revenue	-	-	-	-	
12		A_B5000 Non Operating Revenues	-	-	-	-	
13		A_B5100 Appropriations	-	-	-	-	
14		A_B5300 Gifts	-	-	-	-	
15		A_B5500 Investment Income	-	-	-	-	
16		A_B5600 Other Non Operating Revenues	-	-	-	-	
17			Total_Revenue Revenue	-	-	-	-
18			A_B6000 Salaries, Wages & Benefits	-	-	79,024	79,024
19			A_B6200 Services & Fees	-	-	500	500
20			A_B6300 Travel	-	-	10,000	10,000
21			A_B6400 Supplies	-	-	1,500	1,500
22			A_B6450 Utilities	-	-	-	-
23			A_B6500 Repairs & Maintenance	-	-	-	-
24			A_B6550 Rentals & Leases	-	-	-	-
25			A_B6575 Interest Expense	-	-	-	-
26			A_B6600 Claims & Judgements	-	-	-	-
27			A_B6650 Other Expense	-	-	25,000	25,000
28			A_B6700 Subcontracts	-	-	-	-
29			A_B6900 Depreciation & Amortization	-	-	-	-
30			A_B7000 Capital Expense	-	-	-	-
31			A_B7200 Discontinued Operations	-	-	-	-
32			A_B7500 Other Non Operating Expenses	-	-	-	-
33			A_B7600 Internal Allocations & Sales	-	-	3,000	3,000
34			A_B7700 Funding Tranfers	-	-	(20,000)	(20,000)
35			Total_Expenses Expenses	-	-	99,024	99,024
36			Statement of Activities Net Result	-	-	99,024	99,024
37		FC_B20 Designated Op	A_B4000 Tuition & Educational Fees	-	-	-	-
38			A_B4100 Sales of Goods & Services	-	-	-	-
39			A_B4300 Grants & Contracts	-	-	-	-
40			A_43501 Federal Appropriations	-	-	-	-
41			A_B4400 Other Operating Revenue	-	-	-	-
42			A_B5000 Non Operating Revenues	-	-	-	-
43	A_B5100 Appropriations		-	-	-	-	
44	A_B5300 Gifts		-	-	-	-	
45	A_B5500 Investment Income		-	-	-	-	
46	A_B5600 Other Non Operating Revenues		-	-	-	-	
47			Total_Revenue Revenue	-	-	-	-
48			A_B6000 Salaries, Wages & Benefits	-	-	-	-
49			A_B6200 Services & Fees	-	-	-	-
50			A_B6300 Travel	-	-	-	-
51			A_B6400 Supplies	-	-	-	-
52			A_B6450 Utilities	-	-	-	-
53			A_B6500 Repairs & Maintenance	-	-	-	-
54			A_B6550 Rentals & Leases	-	-	-	-
55			A_B6575 Interest Expense	-	-	-	-
56			A_B6600 Claims & Judgements	-	-	-	-
57			A_B6650 Other Expense	-	-	-	-
58			A_B6700 Subcontracts	-	-	-	-
59			A_B6900 Depreciation & Amortization	-	-	-	-
60			A_B7000 Capital Expense	-	-	-	-
61			A_B7200 Discontinued Operations	-	-	-	-
62			A_B7500 Other Non Operating Expenses	-	-	-	-
63			A_B7600 Internal Allocations & Sales	-	-	-	-
64			A_B7700 Funding Tranfers	-	-	-	-
65			Total_Expenses Expenses	-	-	-	-
66			Statement of Activities Net Result	-	-	-	-


	A	B	C	D	E	F
1						
2	O_10034: Center for Global Studies					
3	Board of Trustees Report					
4	O_10034: Center for Global Studies					
5			FY18		FY19	
6	Fund Class - Source	Summary Level Natural Accounts	Budget	Actual through March	Budget	Variance FY18 Budget to FY19 Budget
67		A_B4000 Tuition & Educational Fees	-	-	-	-
68		A_B4100 Sales of Goods & Services	-	-	-	-
69		A_B4300 Grants & Contracts	-	-	-	-
70		A_43501 Federal Appropriations	-	-	-	-
71		A_B4400 Other Operating Revenue	-	-	-	-
72		A_B5000 Non Operating Revenues	-	-	-	-
73		A_B5100 Appropriations	-	-	-	-
74		A_B5300 Gifts	-	-	(14,578)	(14,578)
75		A_B5500 Investment Income	-	-	-	-
76		A_B5600 Other Non Operating Revenues	-	-	-	-
77		Total Revenue Revenue	-	-	(14,578)	(14,578)
78		A_B6000 Salaries, Wages & Benefits	-	-	2,078	2,078
79		A_B6200 Services & Fees	-	-	2,500	2,500
80		A_B6300 Travel	-	-	7,500	7,500
81	FC_B30 Restr Expendable Op	A_B6400 Supplies	-	-	-	-
82		A_B6450 Utilities	-	-	-	-
83		A_B6500 Repairs & Maintenance	-	-	-	-
84		A_B6550 Rentals & Leases	-	-	-	-
85		A_B6575 Interest Expense	-	-	-	-
86		A_B6600 Claims & Judgements	-	-	-	-
87		A_B6650 Other Expense	-	-	2,500	2,500
88		A_B6700 Subcontracts	-	-	-	-
89		A_B6900 Depreciation & Amortization	-	-	-	-
90		A_B7000 Capital Expense	-	-	-	-
91		A_B7200 Discontinued Operations	-	-	-	-
92		A_B7500 Other Non Operating Expenses	-	-	-	-
93		A_B7600 Internal Allocations & Sales	-	-	-	-
94		A_B7700 Funding Tranfers	-	-	-	-
95			Total Expenses Expenses	-	-	14,578
96		Statement of Activities Net Result	-	-	-	-
97		A_B4000 Tuition & Educational Fees	-	-	-	-
98		A_B4100 Sales of Goods & Services	-	-	-	-
99		A_B4300 Grants & Contracts	-	-	-	-
100		A_43501 Federal Appropriations	-	-	-	-
101		A_B4400 Other Operating Revenue	-	-	-	-
102		A_B5000 Non Operating Revenues	-	-	-	-
103		A_B5100 Appropriations	-	-	-	-
104		A_B5300 Gifts	-	-	-	-
105		A_B5500 Investment Income	-	-	-	-
106		A_B5600 Other Non Operating Revenues	-	-	-	-
107		Total Revenue Revenue	-	-	-	-
108		A_B6000 Salaries, Wages & Benefits	-	-	-	-
109		A_B6200 Services & Fees	-	-	-	-
110		A_B6300 Travel	-	-	-	-
111	FC_B35 Restr Expendable Non Op	A_B6400 Supplies	-	-	-	-
112		A_B6450 Utilities	-	-	-	-
113		A_B6500 Repairs & Maintenance	-	-	-	-
114		A_B6550 Rentals & Leases	-	-	-	-
115		A_B6575 Interest Expense	-	-	-	-
116		A_B6600 Claims & Judgements	-	-	-	-
117		A_B6650 Other Expense	-	-	-	-
118		A_B6700 Subcontracts	-	-	-	-
119		A_B6900 Depreciation & Amortization	-	-	-	-
120		A_B7000 Capital Expense	-	-	-	-
121		A_B7200 Discontinued Operations	-	-	-	-
122		A_B7500 Other Non Operating Expenses	-	-	-	-
123		A_B7600 Internal Allocations & Sales	-	-	-	-
124		A_B7700 Funding Tranfers	-	-	-	-
125			Total Expenses Expenses	-	-	-
126		Statement of Activities Net Result	-	-	-	-


	A	B	C	D	E	F	
1							
2	O_10034: Center for Global Studies						
3	Board of Trustees Report						
4	O_10034: Center for Global Studies						
5			FY18		FY19		
6	Fund Class - Source	Summary Level Natural Accounts	Budget	Actual through March	Budget	Variance FY18 Budget to FY19 Budget	
127	FC_B40 Restr Grants	A_B4000 Tuition & Educational Fees	-	-	-	-	
128		A_B4100 Sales of Goods & Services	-	-	-	-	
129		A_B4300 Grants & Contracts	-	-	-	-	
130		A_43501 Federal Appropriations	-	-	-	-	
131		A_B4400 Other Operating Revenue	-	-	-	-	
132		A_B5000 Non Operating Revenues	-	-	-	-	
133		A_B5100 Appropriations	-	-	-	-	
134		A_B5300 Gifts	-	-	-	-	
135		A_B5500 Investment Income	-	-	-	-	
136		A_B5600 Other Non Operating Revenues	-	-	-	-	
137			Total_Revenue Revenue	-	-	-	-
138			A_B6000 Salaries, Wages & Benefits	-	-	-	-
139			A_B6200 Services & Fees	-	-	-	-
140			A_B6300 Travel	-	-	-	-
141			A_B6400 Supplies	-	-	-	-
142			A_B6450 Utilities	-	-	-	-
143			A_B6500 Repairs & Maintenance	-	-	-	-
144			A_B6550 Rentals & Leases	-	-	-	-
145			A_B6575 Interest Expense	-	-	-	-
146			A_B6600 Claims & Judgements	-	-	-	-
147			A_B6650 Other Expense	-	-	-	-
148			A_B6700 Subcontracts	-	-	-	-
149			A_B6900 Depreciation & Amortization	-	-	-	-
150			A_B7000 Capital Expense	-	-	-	-
151			A_B7200 Discontinued Operations	-	-	-	-
152			A_B7500 Other Non Operating Expenses	-	-	-	-
153			A_B7600 Internal Allocations & Sales	-	-	-	-
154			A_B7700 Funding Tranfers	-	-	-	-
155			Total_Expenses Expenses	-	-	-	-
156			Statement of Activities Net Result	-	-	-	-
157		FC_B45 Restr Govt Funds	A_B4000 Tuition & Educational Fees	-	-	-	-
158			A_B4100 Sales of Goods & Services	-	-	-	-
159	A_B4300 Grants & Contracts		-	-	-	-	
160	A_43501 Federal Appropriations		-	-	-	-	
161	A_B4400 Other Operating Revenue		-	-	-	-	
162	A_B5000 Non Operating Revenues		-	-	-	-	
163	A_B5100 Appropriations		-	-	-	-	
164	A_B5300 Gifts		-	-	-	-	
165	A_B5500 Investment Income		-	-	-	-	
166	A_B5600 Other Non Operating Revenues		-	-	-	-	
167			Total_Revenue Revenue	-	-	-	-
168			A_B6000 Salaries, Wages & Benefits	-	-	-	-
169			A_B6200 Services & Fees	-	-	-	-
170			A_B6300 Travel	-	-	-	-
171			A_B6400 Supplies	-	-	-	-
172			A_B6450 Utilities	-	-	-	-
173			A_B6500 Repairs & Maintenance	-	-	-	-
174			A_B6550 Rentals & Leases	-	-	-	-
175			A_B6575 Interest Expense	-	-	-	-
176			A_B6600 Claims & Judgements	-	-	-	-
177			A_B6650 Other Expense	-	-	-	-
178			A_B6700 Subcontracts	-	-	-	-
179			A_B6900 Depreciation & Amortization	-	-	-	-
180			A_B7000 Capital Expense	-	-	-	-
181			A_B7200 Discontinued Operations	-	-	-	-
182			A_B7500 Other Non Operating Expenses	-	-	-	-
183			A_B7600 Internal Allocations & Sales	-	-	-	-
184			A_B7700 Funding Tranfers	-	-	-	-
185			Total_Expenses Expenses	-	-	-	-
186			Statement of Activities Net Result	-	-	-	-


	A	B	C	D	E	F	
1							
2	O_10035: Education Abroad						
3	Board of Trustees Report						
4	O_10035: Education Abroad						
5			FY18		FY19		
6	Fund Class - Source	Summary Level Natural Accounts	Budget	Actual through March	Budget	Variance FY18 Budget to FY19 Budget	
7	FC_105 Unrestricted Operating Class	A_B4000 Tuition & Educational Fees	-	-	(31,972)	(31,972)	
8		A_B4100 Sales of Goods & Services	-	-	-	-	
9		A_B4300 Grants & Contracts	-	-	-	-	
10		A_43501 Federal Appropriations	-	-	-	-	
11		A_B4400 Other Operating Revenue	-	-	-	-	
12		A_B5000 Non Operating Revenues	-	-	-	-	
13		A_B5100 Appropriations	-	-	-	-	
14		A_B5300 Gifts	-	-	-	-	
15		A_B5500 Investment Income	-	-	-	-	
16		A_B5600 Other Non Operating Revenues	-	-	-	-	
17			Total_Revenue Revenue	-	-	(31,972)	(31,972)
18			A_B6000 Salaries, Wages & Benefits	-	-	332,409	332,409
19			A_B6200 Services & Fees	-	-	6,000	6,000
20			A_B6300 Travel	-	-	46,050	46,050
21			A_B6400 Supplies	-	-	25,600	25,600
22			A_B6450 Utilities	-	-	-	-
23			A_B6500 Repairs & Maintenance	-	-	-	-
24			A_B6550 Rentals & Leases	-	-	1,350	1,350
25			A_B6575 Interest Expense	-	-	-	-
26			A_B6600 Claims & Judgements	-	-	-	-
27			A_B6650 Other Expense	-	-	10,500	10,500
28			A_B6700 Subcontracts	-	-	-	-
29			A_B6900 Depreciation & Amortization	-	-	-	-
30			A_B7000 Capital Expense	-	-	-	-
31			A_B7200 Discontinued Operations	-	-	-	-
32			A_B7500 Other Non Operating Expenses	-	-	-	-
33			A_B7600 Internal Allocations & Sales	-	-	4,500	4,500
34			A_B7700 Funding Tranfers	-	-	-	-
35			Total_Expenses Expenses	-	-	426,409	426,409
36			Statement of Activities Net Result	-	-	394,437	394,437
37		FC_B20 Designated Op	A_B4000 Tuition & Educational Fees	-	-	-	-
38			A_B4100 Sales of Goods & Services	-	-	-	-
39			A_B4300 Grants & Contracts	-	-	-	-
40			A_43501 Federal Appropriations	-	-	-	-
41			A_B4400 Other Operating Revenue	-	-	-	-
42			A_B5000 Non Operating Revenues	-	-	-	-
43	A_B5100 Appropriations		-	-	-	-	
44	A_B5300 Gifts		-	-	-	-	
45	A_B5500 Investment Income		-	-	-	-	
46	A_B5600 Other Non Operating Revenues		-	-	-	-	
47			Total_Revenue Revenue	-	-	-	-
48			A_B6000 Salaries, Wages & Benefits	-	-	-	-
49			A_B6200 Services & Fees	-	-	-	-
50			A_B6300 Travel	-	-	-	-
51			A_B6400 Supplies	-	-	-	-
52			A_B6450 Utilities	-	-	-	-
53			A_B6500 Repairs & Maintenance	-	-	-	-
54			A_B6550 Rentals & Leases	-	-	-	-
55			A_B6575 Interest Expense	-	-	-	-
56			A_B6600 Claims & Judgements	-	-	-	-
57			A_B6650 Other Expense	-	-	-	-
58			A_B6700 Subcontracts	-	-	-	-
59			A_B6900 Depreciation & Amortization	-	-	-	-
60			A_B7000 Capital Expense	-	-	-	-
61			A_B7200 Discontinued Operations	-	-	-	-
62			A_B7500 Other Non Operating Expenses	-	-	-	-
63			A_B7600 Internal Allocations & Sales	-	-	-	-
64			A_B7700 Funding Tranfers	-	-	-	-
65			Total_Expenses Expenses	-	-	-	-
66			Statement of Activities Net Result	-	-	-	-


	A	B	C	D	E	F
1						
2	O_10035: Education Abroad					
3	Board of Trustees Report					
4	O_10035: Education Abroad					
5			FY18		FY19	
6	Fund Class - Source	Summary Level Natural Accounts	Budget	Actual through March	Budget	Variance FY18 Budget to FY19 Budget
67		A_B4000 Tuition & Educational Fees	-	-	-	-
68		A_B4100 Sales of Goods & Services	-	-	-	-
69		A_B4300 Grants & Contracts	-	-	-	-
70		A_43501 Federal Appropriations	-	-	-	-
71		A_B4400 Other Operating Revenue	-	-	-	-
72		A_B5000 Non Operating Revenues	-	-	-	-
73		A_B5100 Appropriations	-	-	-	-
74		A_B5300 Gifts	-	-	-	-
75		A_B5500 Investment Income	-	-	-	-
76		A_B5600 Other Non Operating Revenues	-	-	-	-
77		Total_Revenue Revenue	-	-	-	-
78		A_B6000 Salaries, Wages & Benefits	-	-	-	-
79		A_B6200 Services & Fees	-	-	-	-
80		A_B6300 Travel	-	-	-	-
81	FC_B30 Restr	A_B6400 Supplies	-	-	-	-
82	Expendable Op	A_B6450 Utilities	-	-	-	-
83		A_B6500 Repairs & Maintenance	-	-	-	-
84		A_B6550 Rentals & Leases	-	-	-	-
85		A_B6575 Interest Expense	-	-	-	-
86		A_B6600 Claims & Judgements	-	-	-	-
87		A_B6650 Other Expense	-	-	-	-
88		A_B6700 Subcontracts	-	-	-	-
89		A_B6900 Depreciation & Amortization	-	-	-	-
90		A_B7000 Capital Expense	-	-	-	-
91		A_B7200 Discontinued Operations	-	-	-	-
92		A_B7500 Other Non Operating Expenses	-	-	-	-
93		A_B7600 Internal Allocations & Sales	-	-	-	-
94		A_B7700 Funding Tranfers	-	-	-	-
95		Total_Expenses Expenses	-	-	-	-
96		Statement of Activities Net Result	-	-	-	-
97		A_B4000 Tuition & Educational Fees	-	-	-	-
98		A_B4100 Sales of Goods & Services	-	-	-	-
99		A_B4300 Grants & Contracts	-	-	-	-
100		A_43501 Federal Appropriations	-	-	-	-
101		A_B4400 Other Operating Revenue	-	-	-	-
102		A_B5000 Non Operating Revenues	-	-	-	-
103		A_B5100 Appropriations	-	-	-	-
104		A_B5300 Gifts	-	-	-	-
105		A_B5500 Investment Income	-	-	-	-
106		A_B5600 Other Non Operating Revenues	-	-	-	-
107		Total_Revenue Revenue	-	-	-	-
108		A_B6000 Salaries, Wages & Benefits	-	-	-	-
109		A_B6200 Services & Fees	-	-	-	-
110		A_B6300 Travel	-	-	-	-
111	FC_B35 Restr	A_B6400 Supplies	-	-	-	-
112	Expendable Non Op	A_B6450 Utilities	-	-	-	-
113		A_B6500 Repairs & Maintenance	-	-	-	-
114		A_B6550 Rentals & Leases	-	-	-	-
115		A_B6575 Interest Expense	-	-	-	-
116		A_B6600 Claims & Judgements	-	-	-	-
117		A_B6650 Other Expense	-	-	-	-
118		A_B6700 Subcontracts	-	-	-	-
119		A_B6900 Depreciation & Amortization	-	-	-	-
120		A_B7000 Capital Expense	-	-	-	-
121		A_B7200 Discontinued Operations	-	-	-	-
122		A_B7500 Other Non Operating Expenses	-	-	-	-
123		A_B7600 Internal Allocations & Sales	-	-	-	-
124		A_B7700 Funding Tranfers	-	-	-	-
125		Total_Expenses Expenses	-	-	-	-
126		Statement of Activities Net Result	-	-	-	-

	A	B	C	D	E	F
1						
2	O_10035: Education Abroad					
3	Board of Trustees Report					
4	O_10035: Education Abroad					
5			FY18		FY19	
6	Fund Class - Source	Summary Level Natural Accounts	Budget	Actual through March	Budget	Variance FY18 Budget to FY19 Budget
127		A_B4000 Tuition & Educational Fees	-	-	-	-
128		A_B4100 Sales of Goods & Services	-	-	-	-
129		A_B4300 Grants & Contracts	-	-	-	-
130		A_43501 Federal Appropriations	-	-	-	-
131		A_B4400 Other Operating Revenue	-	-	-	-
132		A_B5000 Non Operating Revenues	-	-	-	-
133		A_B5100 Appropriations	-	-	-	-
134		A_B5300 Gifts	-	-	-	-
135		A_B5500 Investment Income	-	-	-	-
136		A_B5600 Other Non Operating Revenues	-	-	-	-
137		Total_Revenue Revenue	-	-	-	-
138		A_B6000 Salaries, Wages & Benefits	-	-	-	-
139		A_B6200 Services & Fees	-	-	-	-
140		A_B6300 Travel	-	-	-	-
141	FC_B40 Restr	A_B6400 Supplies	-	-	-	-
142	Grants	A_B6450 Utilities	-	-	-	-
143		A_B6500 Repairs & Maintenance	-	-	-	-
144		A_B6550 Rentals & Leases	-	-	-	-
145		A_B6575 Interest Expense	-	-	-	-
146		A_B6600 Claims & Judgements	-	-	-	-
147		A_B6650 Other Expense	-	-	-	-
148		A_B6700 Subcontracts	-	-	-	-
149		A_B6900 Depreciation & Amortization	-	-	-	-
150		A_B7000 Capital Expense	-	-	-	-
151		A_B7200 Discontinued Operations	-	-	-	-
152		A_B7500 Other Non Operating Expenses	-	-	-	-
153		A_B7600 Internal Allocations & Sales	-	-	-	-
154		A_B7700 Funding Tranfers	-	-	-	-
155		Total_Expenses Expenses	-	-	-	-
156		Statement of Activities Net Result	-	-	-	-
157		A_B4000 Tuition & Educational Fees	-	-	-	-
158		A_B4100 Sales of Goods & Services	-	-	-	-
159		A_B4300 Grants & Contracts	-	-	-	-
160		A_43501 Federal Appropriations	-	-	-	-
161		A_B4400 Other Operating Revenue	-	-	-	-
162		A_B5000 Non Operating Revenues	-	-	-	-
163		A_B5100 Appropriations	-	-	-	-
164		A_B5300 Gifts	-	-	-	-
165		A_B5500 Investment Income	-	-	-	-
166		A_B5600 Other Non Operating Revenues	-	-	-	-
167		Total_Revenue Revenue	-	-	-	-
168		A_B6000 Salaries, Wages & Benefits	-	-	-	-
169		A_B6200 Services & Fees	-	-	-	-
170		A_B6300 Travel	-	-	-	-
171	FC_B45 Restr	A_B6400 Supplies	-	-	-	-
172	Govt Funds	A_B6450 Utilities	-	-	-	-
173		A_B6500 Repairs & Maintenance	-	-	-	-
174		A_B6550 Rentals & Leases	-	-	-	-
175		A_B6575 Interest Expense	-	-	-	-
176		A_B6600 Claims & Judgements	-	-	-	-
177		A_B6650 Other Expense	-	-	-	-
178		A_B6700 Subcontracts	-	-	-	-
179		A_B6900 Depreciation & Amortization	-	-	-	-
180		A_B7000 Capital Expense	-	-	-	-
181		A_B7200 Discontinued Operations	-	-	-	-
182		A_B7500 Other Non Operating Expenses	-	-	-	-
183		A_B7600 Internal Allocations & Sales	-	-	-	-
184		A_B7700 Funding Tranfers	-	-	-	-
185		Total_Expenses Expenses	-	-	-	-
186		Statement of Activities Net Result	-	-	-	-


	A	B	C	D	E	F	
1							
2	O_10041: Advising Career & Exploratory Studies						
3	Board of Trustees Report						
4	O_10041: Advising Career & Exploratory Studies						
5			FY18		FY19		
6	Fund Class - Source	Summary Level Natural Accounts	Budget	Actual through March	Budget	Variance FY18 Budget to FY19 Budget	
7	FC_105 Unrestricted Operating Class	A_B4000 Tuition & Educational Fees	-	-	-	-	
8		A_B4100 Sales of Goods & Services	(2,000)	-	-	2,000	
9		A_B4300 Grants & Contracts	-	-	-	-	
10		A_43501 Federal Appropriations	-	-	-	-	
11		A_B4400 Other Operating Revenue	(190,215)	(70,075)	(96,050)	94,165	
12		A_B5000 Non Operating Revenues	-	-	-	-	
13		A_B5100 Appropriations	-	-	-	-	
14		A_B5300 Gifts	(100)	22	-	100	
15		A_B5500 Investment Income	-	-	-	-	
16		A_B5600 Other Non Operating Revenues	-	-	-	-	
17			Total_Revenue Revenue	(192,315)	(70,053)	(96,050)	96,265
18			A_B6000 Salaries, Wages & Benefits	987,812	686,612	855,655	(132,156)
19			A_B6200 Services & Fees	49,200	6,393	-	(49,200)
20			A_B6300 Travel	6,500	7,180	10,511	4,011
21			A_B6400 Supplies	57,750	30,741	16,800	(40,950)
22			A_B6450 Utilities	-	15	-	-
23			A_B6500 Repairs & Maintenance	200	-	-	(200)
24			A_B6550 Rentals & Leases	-	4,708	-	-
25			A_B6575 Interest Expense	-	-	-	-
26			A_B6600 Claims & Judgements	-	-	-	-
27			A_B6650 Other Expense	12,900	8,911	22,000	9,100
28			A_B6700 Subcontracts	-	-	-	-
29			A_B6900 Depreciation & Amortization	-	-	-	-
30			A_B7000 Capital Expense	-	-	-	-
31			A_B7200 Discontinued Operations	-	-	-	-
32			A_B7500 Other Non Operating Expenses	-	-	-	-
33			A_B7600 Internal Allocations & Sales	(55,456)	32,729	29,850	85,306
34			A_B7700 Funding Trfers	(2,148)	-	-	2,148
35			Total_Expenses Expenses	1,056,757	777,288	934,816	(121,941)
36			Statement of Activities Net Result	864,443	707,235	838,766	(25,676)
37		FC_B20 Designated Op	A_B4000 Tuition & Educational Fees	-	-	(1,607,789)	(1,607,789)
38			A_B4100 Sales of Goods & Services	-	-	-	-
39			A_B4300 Grants & Contracts	-	-	-	-
40			A_43501 Federal Appropriations	-	-	-	-
41			A_B4400 Other Operating Revenue	-	-	-	-
42			A_B5000 Non Operating Revenues	-	-	-	-
43	A_B5100 Appropriations		-	-	-	-	
44	A_B5300 Gifts		-	-	-	-	
45	A_B5500 Investment Income		-	-	-	-	
46	A_B5600 Other Non Operating Revenues		-	-	-	-	
47			Total_Revenue Revenue	-	-	(1,607,789)	(1,607,789)
48			A_B6000 Salaries, Wages & Benefits	-	-	1,361,449	1,361,449
49			A_B6200 Services & Fees	-	-	10,000	10,000
50			A_B6300 Travel	-	-	77,700	77,700
51			A_B6400 Supplies	-	-	91,550	91,550
52			A_B6450 Utilities	-	-	-	-
53			A_B6500 Repairs & Maintenance	-	-	-	-
54			A_B6550 Rentals & Leases	-	-	-	-
55			A_B6575 Interest Expense	-	-	-	-
56			A_B6600 Claims & Judgements	-	-	-	-
57			A_B6650 Other Expense	-	-	12,825	12,825
58			A_B6700 Subcontracts	-	-	-	-
59			A_B6900 Depreciation & Amortization	-	-	-	-
60			A_B7000 Capital Expense	-	-	-	-
61			A_B7200 Discontinued Operations	-	-	-	-
62			A_B7500 Other Non Operating Expenses	-	-	-	-
63			A_B7600 Internal Allocations & Sales	-	-	12,000	12,000
64			A_B7700 Funding Trfers	-	-	-	-
65			Total_Expenses Expenses	-	-	1,565,524	1,565,524
66			Statement of Activities Net Result	-	-	(42,265)	(42,265)


	A	B	C	D	E	F
1						
2	O_10041: Advising Career & Exploratory Studies					
3	Board of Trustees Report					
4	O_10041: Advising Career & Exploratory Studies					
5			FY18		FY19	
6	Fund Class - Source	Summary Level Natural Accounts	Budget	Actual through March	Budget	Variance FY18 Budget to FY19 Budget
67		A_B4000 Tuition & Educational Fees	-	-	-	-
68		A_B4100 Sales of Goods & Services	-	-	-	-
69		A_B4300 Grants & Contracts	-	-	-	-
70		A_43501 Federal Appropriations	-	-	-	-
71		A_B4400 Other Operating Revenue	-	-	-	-
72		A_B5000 Non Operating Revenues	-	-	-	-
73		A_B5100 Appropriations	-	-	-	-
74		A_B5300 Gifts	-	-	-	-
75		A_B5500 Investment Income	-	-	-	-
76		A_B5600 Other Non Operating Revenues	-	-	-	-
77		Total_Revenue Revenue	-	-	-	-
78		A_B6000 Salaries, Wages & Benefits	-	-	-	-
79		A_B6200 Services & Fees	-	-	-	-
80		A_B6300 Travel	-	-	-	-
81	FC_B30 Restr	A_B6400 Supplies	-	-	-	-
82	Expendable Op	A_B6450 Utilities	-	-	-	-
83		A_B6500 Repairs & Maintenance	-	-	-	-
84		A_B6550 Rentals & Leases	-	-	-	-
85		A_B6575 Interest Expense	-	-	-	-
86		A_B6600 Claims & Judgements	-	-	-	-
87		A_B6650 Other Expense	-	-	-	-
88		A_B6700 Subcontracts	-	-	-	-
89		A_B6900 Depreciation & Amortization	-	-	-	-
90		A_B7000 Capital Expense	-	-	-	-
91		A_B7200 Discontinued Operations	-	-	-	-
92		A_B7500 Other Non Operating Expenses	-	-	-	-
93		A_B7600 Internal Allocations & Sales	-	-	-	-
94		A_B7700 Funding Tranfers	-	-	-	-
95		Total_Expenses Expenses	-	-	-	-
96		Statement of Activities Net Result	-	-	-	-
97		A_B4000 Tuition & Educational Fees	-	-	-	-
98		A_B4100 Sales of Goods & Services	-	-	-	-
99		A_B4300 Grants & Contracts	-	-	-	-
100		A_43501 Federal Appropriations	-	-	-	-
101		A_B4400 Other Operating Revenue	-	-	-	-
102		A_B5000 Non Operating Revenues	-	-	-	-
103		A_B5100 Appropriations	-	-	-	-
104		A_B5300 Gifts	-	-	-	-
105		A_B5500 Investment Income	-	-	-	-
106		A_B5600 Other Non Operating Revenues	-	-	-	-
107		Total_Revenue Revenue	-	-	-	-
108		A_B6000 Salaries, Wages & Benefits	-	-	-	-
109		A_B6200 Services & Fees	-	-	-	-
110		A_B6300 Travel	-	-	-	-
111	FC_B35 Restr	A_B6400 Supplies	-	-	-	-
112	Expendable Non Op	A_B6450 Utilities	-	-	-	-
113		A_B6500 Repairs & Maintenance	-	-	-	-
114		A_B6550 Rentals & Leases	-	-	-	-
115		A_B6575 Interest Expense	-	-	-	-
116		A_B6600 Claims & Judgements	-	-	-	-
117		A_B6650 Other Expense	-	-	-	-
118		A_B6700 Subcontracts	-	-	-	-
119		A_B6900 Depreciation & Amortization	-	-	-	-
120		A_B7000 Capital Expense	-	-	-	-
121		A_B7200 Discontinued Operations	-	-	-	-
122		A_B7500 Other Non Operating Expenses	-	-	-	-
123		A_B7600 Internal Allocations & Sales	-	-	-	-
124		A_B7700 Funding Tranfers	-	-	-	-
125		Total_Expenses Expenses	-	-	-	-
126		Statement of Activities Net Result	-	-	-	-


	A	B	C	D	E	F
1						
2	O_10041: Advising Career & Exploratory Studies					
3	Board of Trustees Report					
4	O_10041: Advising Career & Exploratory Studies					
5			FY18		FY19	
6	Fund Class - Source	Summary Level Natural Accounts	Budget	Actual through March	Budget	Variance FY18 Budget to FY19 Budget
127		A_B4000 Tuition & Educational Fees	-	-	-	-
128		A_B4100 Sales of Goods & Services	-	-	-	-
129		A_B4300 Grants & Contracts	-	-	-	-
130		A_43501 Federal Appropriations	-	-	-	-
131		A_B4400 Other Operating Revenue	-	-	-	-
132		A_B5000 Non Operating Revenues	-	-	-	-
133		A_B5100 Appropriations	-	-	-	-
134		A_B5300 Gifts	-	-	-	-
135		A_B5500 Investment Income	-	-	-	-
136		A_B5600 Other Non Operating Revenues	-	-	-	-
137		Total_Revenue Revenue	-	-	-	-
138		A_B6000 Salaries, Wages & Benefits	-	-	-	-
139		A_B6200 Services & Fees	-	-	-	-
140		A_B6300 Travel	-	-	-	-
141	FC_B40 Restr	A_B6400 Supplies	-	-	-	-
142	Grants	A_B6450 Utilities	-	-	-	-
143		A_B6500 Repairs & Maintenance	-	-	-	-
144		A_B6550 Rentals & Leases	-	-	-	-
145		A_B6575 Interest Expense	-	-	-	-
146		A_B6600 Claims & Judgements	-	-	-	-
147		A_B6650 Other Expense	-	-	-	-
148		A_B6700 Subcontracts	-	-	-	-
149		A_B6900 Depreciation & Amortization	-	-	-	-
150		A_B7000 Capital Expense	-	-	-	-
151		A_B7200 Discontinued Operations	-	-	-	-
152		A_B7500 Other Non Operating Expenses	-	-	-	-
153		A_B7600 Internal Allocations & Sales	-	-	-	-
154		A_B7700 Funding Tranfers	-	-	-	-
155		Total_Expenses Expenses	-	-	-	-
156		Statement of Activities Net Result	-	-	-	-
157		A_B4000 Tuition & Educational Fees	-	-	-	-
158		A_B4100 Sales of Goods & Services	-	-	-	-
159		A_B4300 Grants & Contracts	-	-	-	-
160		A_43501 Federal Appropriations	-	-	-	-
161		A_B4400 Other Operating Revenue	-	-	-	-
162		A_B5000 Non Operating Revenues	-	-	-	-
163		A_B5100 Appropriations	-	-	-	-
164		A_B5300 Gifts	-	-	-	-
165		A_B5500 Investment Income	-	-	-	-
166		A_B5600 Other Non Operating Revenues	-	-	-	-
167		Total_Revenue Revenue	-	-	-	-
168		A_B6000 Salaries, Wages & Benefits	-	-	-	-
169		A_B6200 Services & Fees	-	-	-	-
170		A_B6300 Travel	-	-	-	-
171	FC_B45 Restr	A_B6400 Supplies	-	-	-	-
172	Govt Funds	A_B6450 Utilities	-	-	-	-
173		A_B6500 Repairs & Maintenance	-	-	-	-
174		A_B6550 Rentals & Leases	-	-	-	-
175		A_B6575 Interest Expense	-	-	-	-
176		A_B6600 Claims & Judgements	-	-	-	-
177		A_B6650 Other Expense	-	-	-	-
178		A_B6700 Subcontracts	-	-	-	-
179		A_B6900 Depreciation & Amortization	-	-	-	-
180		A_B7000 Capital Expense	-	-	-	-
181		A_B7200 Discontinued Operations	-	-	-	-
182		A_B7500 Other Non Operating Expenses	-	-	-	-
183		A_B7600 Internal Allocations & Sales	-	-	-	-
184		A_B7700 Funding Tranfers	-	-	-	-
185		Total_Expenses Expenses	-	-	-	-
186		Statement of Activities Net Result	-	-	-	-


	A	B	C	D	E	F	
1							
2	O_10042: Army ROTC						
3	Board of Trustees Report						
4	O_10042: Army ROTC						
5			FY18		FY19		
6	Fund Class - Source	Summary Level Natural Accounts	Budget	Actual through March	Budget	Variance FY18 Budget to FY19 Budget	
7	FC_105 Unrestricted Operating Class	A_B4000 Tuition & Educational Fees	-	-	-	-	
8		A_B4100 Sales of Goods & Services	-	-	-	-	
9		A_B4300 Grants & Contracts	-	-	-	-	
10		A_43501 Federal Appropriations	-	-	-	-	
11		A_B4400 Other Operating Revenue	-	(7,472)	-	-	
12		A_B5000 Non Operating Revenues	-	-	-	-	
13		A_B5100 Appropriations	-	-	-	-	
14		A_B5300 Gifts	-	-	-	-	
15		A_B5500 Investment Income	-	-	-	-	
16		A_B5600 Other Non Operating Revenues	-	-	-	-	
17			Total Revenue Revenue	-	(7,472)	-	-
18			A_B6000 Salaries, Wages & Benefits	58,992	44,244	58,991	0
19			A_B6200 Services & Fees	8,400	2,180	7,800	(600)
20			A_B6300 Travel	2,750	893	15,010	12,260
21			A_B6400 Supplies	5,150	5,192	7,450	2,300
22			A_B6450 Utilities	-	-	-	-
23			A_B6500 Repairs & Maintenance	200	-	200	-
24			A_B6550 Rentals & Leases	-	-	-	-
25			A_B6575 Interest Expense	-	-	-	-
26			A_B6600 Claims & Judgements	-	-	-	-
27			A_B6650 Other Expense	4,000	975	1,700	(2,300)
28			A_B6700 Subcontracts	-	-	-	-
29			A_B6900 Depreciation & Amortization	-	-	-	-
30			A_B7000 Capital Expense	-	-	-	-
31			A_B7200 Discontinued Operations	-	-	-	-
32			A_B7500 Other Non Operating Expenses	-	-	-	-
33			A_B7600 Internal Allocations & Sales	-	(945)	5,100	5,100
34			A_B7700 Funding Tranfers	(3,300)	6,892	(16,760)	(13,460)
35			Total Expenses Expenses	76,192	59,429	79,491	3,300
36			Statement of Activities Net Result	76,192	51,957	79,491	3,300
37		FC_B20 Designated Op	A_B4000 Tuition & Educational Fees	-	(5,775)	-	-
38			A_B4100 Sales of Goods & Services	-	-	-	-
39			A_B4300 Grants & Contracts	-	-	-	-
40			A_43501 Federal Appropriations	-	-	-	-
41			A_B4400 Other Operating Revenue	-	-	-	-
42			A_B5000 Non Operating Revenues	-	-	-	-
43	A_B5100 Appropriations		-	-	-	-	
44	A_B5300 Gifts		-	-	-	-	
45	A_B5500 Investment Income		-	-	-	-	
46	A_B5600 Other Non Operating Revenues		-	-	-	-	
47			Total Revenue Revenue	-	(5,775)	-	-
48			A_B6000 Salaries, Wages & Benefits	-	-	-	-
49			A_B6200 Services & Fees	2,500	1,076	-	(2,500)
50			A_B6300 Travel	-	309	-	-
51			A_B6400 Supplies	700	263	-	(700)
52			A_B6450 Utilities	-	-	-	-
53			A_B6500 Repairs & Maintenance	-	-	-	-
54			A_B6550 Rentals & Leases	-	-	-	-
55			A_B6575 Interest Expense	-	-	-	-
56			A_B6600 Claims & Judgements	-	-	-	-
57			A_B6650 Other Expense	3,200	2,250	-	(3,200)
58			A_B6700 Subcontracts	-	-	-	-
59			A_B6900 Depreciation & Amortization	-	-	-	-
60			A_B7000 Capital Expense	-	-	-	-
61			A_B7200 Discontinued Operations	-	-	-	-
62			A_B7500 Other Non Operating Expenses	-	-	-	-
63			A_B7600 Internal Allocations & Sales	-	150	-	-
64			A_B7700 Funding Tranfers	(6,400)	(12,348)	-	6,400
65			Total Expenses Expenses	-	(8,300)	-	-
66			Statement of Activities Net Result	-	(14,075)	-	-


	A	B	C	D	E	F
1						
2	O_10042: Army ROTC					
3	Board of Trustees Report					
4	O_10042: Army ROTC					
5				FY18	FY19	
6	Fund Class - Source	Summary Level Natural Accounts	Budget	Actual through March	Budget	Variance FY18 Budget to FY19 Budget
67		A_B4000 Tuition & Educational Fees	-	3,000	-	-
68		A_B4100 Sales of Goods & Services	-	-	-	-
69		A_B4300 Grants & Contracts	-	-	-	-
70		A_43501 Federal Appropriations	-	-	-	-
71		A_B4400 Other Operating Revenue	-	-	-	-
72		A_B5000 Non Operating Revenues	-	-	-	-
73		A_B5100 Appropriations	-	-	-	-
74		A_B5300 Gifts	-	(5,804)	-	-
75		A_B5500 Investment Income	-	-	-	-
76		A_B5600 Other Non Operating Revenues	-	-	-	-
77		Total_Revenue Revenue	-	(2,804)	-	-
78		A_B6000 Salaries, Wages & Benefits	-	-	-	-
79		A_B6200 Services & Fees	-	1,785	-	-
80		A_B6300 Travel	-	1,019	-	-
81	FC_B30 Restr Expendable Op	A_B6400 Supplies	-	-	-	-
82		A_B6450 Utilities	-	-	-	-
83		A_B6500 Repairs & Maintenance	-	-	-	-
84		A_B6550 Rentals & Leases	-	-	-	-
85		A_B6575 Interest Expense	-	-	-	-
86		A_B6600 Claims & Judgements	-	-	-	-
87		A_B6650 Other Expense	-	-	-	-
88		A_B6700 Subcontracts	-	-	-	-
89		A_B6900 Depreciation & Amortization	-	-	-	-
90		A_B7000 Capital Expense	-	-	-	-
91		A_B7200 Discontinued Operations	-	-	-	-
92		A_B7500 Other Non Operating Expenses	-	-	-	-
93		A_B7600 Internal Allocations & Sales	-	-	-	-
94		A_B7700 Funding Tranfers	-	(4,796)	-	-
95		Total_Expenses Expenses	-	(1,992)	-	-
96		Statement of Activities Net Result	-	(4,796)	-	-
97		A_B4000 Tuition & Educational Fees	-	-	-	-
98		A_B4100 Sales of Goods & Services	-	-	-	-
99		A_B4300 Grants & Contracts	-	-	-	-
100		A_43501 Federal Appropriations	-	-	-	-
101		A_B4400 Other Operating Revenue	-	-	-	-
102		A_B5000 Non Operating Revenues	-	-	-	-
103		A_B5100 Appropriations	-	-	-	-
104		A_B5300 Gifts	-	-	-	-
105		A_B5500 Investment Income	-	-	-	-
106		A_B5600 Other Non Operating Revenues	-	-	-	-
107		Total_Revenue Revenue	-	-	-	-
108		A_B6000 Salaries, Wages & Benefits	-	-	-	-
109		A_B6200 Services & Fees	-	-	-	-
110		A_B6300 Travel	-	-	-	-
111	FC_B35 Restr Expendable Non Op	A_B6400 Supplies	-	-	-	-
112		A_B6450 Utilities	-	-	-	-
113		A_B6500 Repairs & Maintenance	-	-	-	-
114		A_B6550 Rentals & Leases	-	-	-	-
115		A_B6575 Interest Expense	-	-	-	-
116		A_B6600 Claims & Judgements	-	-	-	-
117		A_B6650 Other Expense	-	-	-	-
118		A_B6700 Subcontracts	-	-	-	-
119		A_B6900 Depreciation & Amortization	-	-	-	-
120		A_B7000 Capital Expense	-	-	-	-
121		A_B7200 Discontinued Operations	-	-	-	-
122		A_B7500 Other Non Operating Expenses	-	-	-	-
123		A_B7600 Internal Allocations & Sales	-	-	-	-
124		A_B7700 Funding Tranfers	-	-	-	-
125		Total_Expenses Expenses	-	-	-	-
126		Statement of Activities Net Result	-	-	-	-


	A	B	C	D	E	F
1						
2	O_10042: Army ROTC					
3	Board of Trustees Report					
4	O_10042: Army ROTC					
5			FY18		FY19	
6	Fund Class - Source	Summary Level Natural Accounts	Budget	Actual through March	Budget	Variance FY18 Budget to FY19 Budget
127		A_B4000 Tuition & Educational Fees	-	-	-	-
128		A_B4100 Sales of Goods & Services	-	-	-	-
129		A_B4300 Grants & Contracts	-	-	-	-
130		A_43501 Federal Appropriations	-	-	-	-
131		A_B4400 Other Operating Revenue	-	-	-	-
132		A_B5000 Non Operating Revenues	-	-	-	-
133		A_B5100 Appropriations	-	-	-	-
134		A_B5300 Gifts	-	-	-	-
135		A_B5500 Investment Income	-	-	-	-
136		A_B5600 Other Non Operating Revenues	-	-	-	-
137		Total_Revenue Revenue	-	-	-	-
138		A_B6000 Salaries, Wages & Benefits	-	-	-	-
139		A_B6200 Services & Fees	-	-	-	-
140		A_B6300 Travel	-	-	-	-
141	FC_B40 Restr	A_B6400 Supplies	-	-	-	-
142	Grants	A_B6450 Utilities	-	-	-	-
143		A_B6500 Repairs & Maintenance	-	-	-	-
144		A_B6550 Rentals & Leases	-	-	-	-
145		A_B6575 Interest Expense	-	-	-	-
146		A_B6600 Claims & Judgements	-	-	-	-
147		A_B6650 Other Expense	-	-	-	-
148		A_B6700 Subcontracts	-	-	-	-
149		A_B6900 Depreciation & Amortization	-	-	-	-
150		A_B7000 Capital Expense	-	-	-	-
151		A_B7200 Discontinued Operations	-	-	-	-
152		A_B7500 Other Non Operating Expenses	-	-	-	-
153		A_B7600 Internal Allocations & Sales	-	-	-	-
154		A_B7700 Funding Tranfers	-	-	-	-
155		Total_Expenses Expenses	-	-	-	-
156		Statement of Activities Net Result	-	-	-	-
157		A_B4000 Tuition & Educational Fees	-	-	-	-
158		A_B4100 Sales of Goods & Services	-	-	-	-
159		A_B4300 Grants & Contracts	-	-	-	-
160		A_43501 Federal Appropriations	-	-	-	-
161		A_B4400 Other Operating Revenue	-	-	-	-
162		A_B5000 Non Operating Revenues	-	-	-	-
163		A_B5100 Appropriations	-	-	-	-
164		A_B5300 Gifts	-	-	-	-
165		A_B5500 Investment Income	-	-	-	-
166		A_B5600 Other Non Operating Revenues	-	-	-	-
167		Total_Revenue Revenue	-	-	-	-
168		A_B6000 Salaries, Wages & Benefits	-	-	-	-
169		A_B6200 Services & Fees	-	-	-	-
170		A_B6300 Travel	-	-	-	-
171	FC_B45 Restr	A_B6400 Supplies	-	-	-	-
172	Govt Funds	A_B6450 Utilities	-	-	-	-
173		A_B6500 Repairs & Maintenance	-	-	-	-
174		A_B6550 Rentals & Leases	-	-	-	-
175		A_B6575 Interest Expense	-	-	-	-
176		A_B6600 Claims & Judgements	-	-	-	-
177		A_B6650 Other Expense	-	-	-	-
178		A_B6700 Subcontracts	-	-	-	-
179		A_B6900 Depreciation & Amortization	-	-	-	-
180		A_B7000 Capital Expense	-	-	-	-
181		A_B7200 Discontinued Operations	-	-	-	-
182		A_B7500 Other Non Operating Expenses	-	-	-	-
183		A_B7600 Internal Allocations & Sales	-	-	-	-
184		A_B7700 Funding Tranfers	-	-	-	-
185		Total_Expenses Expenses	-	-	-	-
186		Statement of Activities Net Result	-	-	-	-


	A	B	C	D	E	F	
1							
2	O_10043: Air Force ROTC						
3	Board of Trustees Report						
4	O_10043: Air Force ROTC						
5			FY18		FY19		
6	Fund Class - Source	Summary Level Natural Accounts	Budget	Actual through March	Budget	Variance FY18 Budget to FY19 Budget	
7	FC_105 Unrestricted Operating Class	A_B4000 Tuition & Educational Fees	-	-	-	-	
8		A_B4100 Sales of Goods & Services	-	-	-	-	
9		A_B4300 Grants & Contracts	-	-	-	-	
10		A_43501 Federal Appropriations	-	-	-	-	
11		A_B4400 Other Operating Revenue	-	-	-	-	
12		A_B5000 Non Operating Revenues	-	-	-	-	
13		A_B5100 Appropriations	-	-	-	-	
14		A_B5300 Gifts	-	-	-	-	
15		A_B5500 Investment Income	-	-	-	-	
16		A_B5600 Other Non Operating Revenues	-	-	-	-	
17			Total Revenue Revenue	-	-	-	-
18			A_B6000 Salaries, Wages & Benefits	48,545	31,441	45,674	(2,871)
19			A_B6200 Services & Fees	3,130	-	250	(2,880)
20			A_B6300 Travel	150	-	200	50
21			A_B6400 Supplies	7,270	5,122	9,150	1,880
22			A_B6450 Utilities	1,000	-	-	(1,000)
23			A_B6500 Repairs & Maintenance	-	-	-	-
24			A_B6550 Rentals & Leases	-	-	-	-
25			A_B6575 Interest Expense	-	-	-	-
26			A_B6600 Claims & Judgements	-	-	-	-
27			A_B6650 Other Expense	200	832	850	650
28			A_B6700 Subcontracts	-	-	-	-
29			A_B6900 Depreciation & Amortization	-	-	-	-
30			A_B7000 Capital Expense	-	-	-	-
31			A_B7200 Discontinued Operations	-	-	-	-
32			A_B7500 Other Non Operating Expenses	-	-	-	-
33			A_B7600 Internal Allocations & Sales	-	2,147	2,900	2,900
34			A_B7700 Funding Tranfers	300	-	-	(300)
35			Total Expenses Expenses	60,595	39,542	59,024	(1,571)
36			Statement of Activities Net Result	60,595	39,542	59,024	(1,571)
37		FC_B20 Designated Op	A_B4000 Tuition & Educational Fees	-	-	-	-
38			A_B4100 Sales of Goods & Services	-	-	-	-
39			A_B4300 Grants & Contracts	-	-	-	-
40			A_43501 Federal Appropriations	-	-	-	-
41			A_B4400 Other Operating Revenue	-	-	-	-
42			A_B5000 Non Operating Revenues	-	-	-	-
43	A_B5100 Appropriations		-	-	-	-	
44	A_B5300 Gifts		-	-	-	-	
45	A_B5500 Investment Income		-	-	-	-	
46	A_B5600 Other Non Operating Revenues		-	-	-	-	
47			Total Revenue Revenue	-	-	-	-
48			A_B6000 Salaries, Wages & Benefits	-	-	-	-
49			A_B6200 Services & Fees	-	-	-	-
50			A_B6300 Travel	-	-	-	-
51			A_B6400 Supplies	-	-	-	-
52			A_B6450 Utilities	-	-	-	-
53			A_B6500 Repairs & Maintenance	-	-	-	-
54			A_B6550 Rentals & Leases	-	-	-	-
55			A_B6575 Interest Expense	-	-	-	-
56			A_B6600 Claims & Judgements	-	-	-	-
57			A_B6650 Other Expense	-	-	-	-
58			A_B6700 Subcontracts	-	-	-	-
59			A_B6900 Depreciation & Amortization	-	-	-	-
60			A_B7000 Capital Expense	-	-	-	-
61			A_B7200 Discontinued Operations	-	-	-	-
62			A_B7500 Other Non Operating Expenses	-	-	-	-
63			A_B7600 Internal Allocations & Sales	-	-	-	-
64			A_B7700 Funding Tranfers	-	-	-	-
65			Total Expenses Expenses	-	-	-	-
66			Statement of Activities Net Result	-	-	-	-


	A	B	C	D	E	F
1						
2	O_10043: Air Force ROTC					
3	Board of Trustees Report					
4	O_10043: Air Force ROTC					
5			FY18		FY19	
6	Fund Class - Source	Summary Level Natural Accounts	Budget	Actual through March	Budget	Variance FY18 Budget to FY19 Budget
67		A_B4000 Tuition & Educational Fees	-	-	-	-
68		A_B4100 Sales of Goods & Services	-	-	-	-
69		A_B4300 Grants & Contracts	-	-	-	-
70		A_43501 Federal Appropriations	-	-	-	-
71		A_B4400 Other Operating Revenue	-	-	-	-
72		A_B5000 Non Operating Revenues	-	-	-	-
73		A_B5100 Appropriations	-	-	-	-
74		A_B5300 Gifts	-	-	-	-
75		A_B5500 Investment Income	-	-	-	-
76		A_B5600 Other Non Operating Revenues	-	-	-	-
77		Total_Revenue Revenue	-	-	-	-
78		A_B6000 Salaries, Wages & Benefits	-	-	-	-
79		A_B6200 Services & Fees	-	-	-	-
80		A_B6300 Travel	-	-	-	-
81	FC_B30 Restr	A_B6400 Supplies	-	-	-	-
82	Expendable Op	A_B6450 Utilities	-	-	-	-
83		A_B6500 Repairs & Maintenance	-	-	-	-
84		A_B6550 Rentals & Leases	-	-	-	-
85		A_B6575 Interest Expense	-	-	-	-
86		A_B6600 Claims & Judgements	-	-	-	-
87		A_B6650 Other Expense	-	-	-	-
88		A_B6700 Subcontracts	-	-	-	-
89		A_B6900 Depreciation & Amortization	-	-	-	-
90		A_B7000 Capital Expense	-	-	-	-
91		A_B7200 Discontinued Operations	-	-	-	-
92		A_B7500 Other Non Operating Expenses	-	-	-	-
93		A_B7600 Internal Allocations & Sales	-	-	-	-
94		A_B7700 Funding Tranfers	-	-	-	-
95		Total_Expenses Expenses	-	-	-	-
96		Statement of Activities Net Result	-	-	-	-
97		A_B4000 Tuition & Educational Fees	-	-	-	-
98		A_B4100 Sales of Goods & Services	-	-	-	-
99		A_B4300 Grants & Contracts	-	-	-	-
100		A_43501 Federal Appropriations	-	-	-	-
101		A_B4400 Other Operating Revenue	-	-	-	-
102		A_B5000 Non Operating Revenues	-	-	-	-
103		A_B5100 Appropriations	-	-	-	-
104		A_B5300 Gifts	-	-	-	-
105		A_B5500 Investment Income	-	-	-	-
106		A_B5600 Other Non Operating Revenues	-	-	-	-
107		Total_Revenue Revenue	-	-	-	-
108		A_B6000 Salaries, Wages & Benefits	-	-	-	-
109		A_B6200 Services & Fees	-	-	-	-
110		A_B6300 Travel	-	-	-	-
111	FC_B35 Restr	A_B6400 Supplies	-	-	-	-
112	Expendable	A_B6450 Utilities	-	-	-	-
113	Non Op	A_B6500 Repairs & Maintenance	-	-	-	-
114		A_B6550 Rentals & Leases	-	-	-	-
115		A_B6575 Interest Expense	-	-	-	-
116		A_B6600 Claims & Judgements	-	-	-	-
117		A_B6650 Other Expense	-	-	-	-
118		A_B6700 Subcontracts	-	-	-	-
119		A_B6900 Depreciation & Amortization	-	-	-	-
120		A_B7000 Capital Expense	-	-	-	-
121		A_B7200 Discontinued Operations	-	-	-	-
122		A_B7500 Other Non Operating Expenses	-	-	-	-
123		A_B7600 Internal Allocations & Sales	-	-	-	-
124		A_B7700 Funding Tranfers	-	-	-	-
125		Total_Expenses Expenses	-	-	-	-
126		Statement of Activities Net Result	-	-	-	-


	A	B	C	D	E	F
1						
2	O_10043: Air Force ROTC					
3	Board of Trustees Report					
4	O_10043: Air Force ROTC					
5			FY18		FY19	
6	Fund Class - Source	Summary Level Natural Accounts	Budget	Actual through March	Budget	Variance FY18 Budget to FY19 Budget
127		A_B4000 Tuition & Educational Fees	-	-	-	-
128		A_B4100 Sales of Goods & Services	-	-	-	-
129		A_B4300 Grants & Contracts	-	-	-	-
130		A_43501 Federal Appropriations	-	-	-	-
131		A_B4400 Other Operating Revenue	-	-	-	-
132		A_B5000 Non Operating Revenues	-	-	-	-
133		A_B5100 Appropriations	-	-	-	-
134		A_B5300 Gifts	-	-	-	-
135		A_B5500 Investment Income	-	-	-	-
136		A_B5600 Other Non Operating Revenues	-	-	-	-
137		Total_Revenue Revenue	-	-	-	-
138		A_B6000 Salaries, Wages & Benefits	-	-	-	-
139		A_B6200 Services & Fees	-	-	-	-
140		A_B6300 Travel	-	-	-	-
141	FC_B40 Restr	A_B6400 Supplies	-	-	-	-
142	Grants	A_B6450 Utilities	-	-	-	-
143		A_B6500 Repairs & Maintenance	-	-	-	-
144		A_B6550 Rentals & Leases	-	-	-	-
145		A_B6575 Interest Expense	-	-	-	-
146		A_B6600 Claims & Judgements	-	-	-	-
147		A_B6650 Other Expense	-	-	-	-
148		A_B6700 Subcontracts	-	-	-	-
149		A_B6900 Depreciation & Amortization	-	-	-	-
150		A_B7000 Capital Expense	-	-	-	-
151		A_B7200 Discontinued Operations	-	-	-	-
152		A_B7500 Other Non Operating Expenses	-	-	-	-
153		A_B7600 Internal Allocations & Sales	-	-	-	-
154		A_B7700 Funding Tranfers	-	-	-	-
155		Total_Expenses Expenses	-	-	-	-
156		Statement of Activities Net Result	-	-	-	-
157		A_B4000 Tuition & Educational Fees	-	-	-	-
158		A_B4100 Sales of Goods & Services	-	-	-	-
159		A_B4300 Grants & Contracts	-	-	-	-
160		A_43501 Federal Appropriations	-	-	-	-
161		A_B4400 Other Operating Revenue	-	-	-	-
162		A_B5000 Non Operating Revenues	-	-	-	-
163		A_B5100 Appropriations	-	-	-	-
164		A_B5300 Gifts	-	-	-	-
165		A_B5500 Investment Income	-	-	-	-
166		A_B5600 Other Non Operating Revenues	-	-	-	-
167		Total_Revenue Revenue	-	-	-	-
168		A_B6000 Salaries, Wages & Benefits	-	-	-	-
169		A_B6200 Services & Fees	-	-	-	-
170		A_B6300 Travel	-	-	-	-
171	FC_B45 Restr	A_B6400 Supplies	-	-	-	-
172	Govt Funds	A_B6450 Utilities	-	-	-	-
173		A_B6500 Repairs & Maintenance	-	-	-	-
174		A_B6550 Rentals & Leases	-	-	-	-
175		A_B6575 Interest Expense	-	-	-	-
176		A_B6600 Claims & Judgements	-	-	-	-
177		A_B6650 Other Expense	-	-	-	-
178		A_B6700 Subcontracts	-	-	-	-
179		A_B6900 Depreciation & Amortization	-	-	-	-
180		A_B7000 Capital Expense	-	-	-	-
181		A_B7200 Discontinued Operations	-	-	-	-
182		A_B7500 Other Non Operating Expenses	-	-	-	-
183		A_B7600 Internal Allocations & Sales	-	-	-	-
184		A_B7700 Funding Tranfers	-	-	-	-
185		Total_Expenses Expenses	-	-	-	-
186		Statement of Activities Net Result	-	-	-	-


	A	B	C	D	E	F	
1							
2	O_10045: Student Educational Opportunity						
3	Board of Trustees Report						
4	O_10045: Student Educational Opportunity						
5			FY18		FY19		
6	Fund Class - Source	Summary Level Natural Accounts	Budget	Actual through March	Budget	Variance FY18 Budget to FY19 Budget	
7	FC_105 Unrestricted Operating Class	A_B4000 Tuition & Educational Fees	-	-	-	-	
8		A_B4100 Sales of Goods & Services	-	-	-	-	
9		A_B4300 Grants & Contracts	-	-	-	-	
10		A_43501 Federal Appropriations	-	-	-	-	
11		A_B4400 Other Operating Revenue	(7,500)	(7,374)	-	7,500	
12		A_B5000 Non Operating Revenues	-	-	-	-	
13		A_B5100 Appropriations	-	-	-	-	
14		A_B5300 Gifts	-	-	-	-	
15		A_B5500 Investment Income	-	-	-	-	
16		A_B5600 Other Non Operating Revenues	-	-	-	-	
17			Total Revenue Revenue	(7,500)	(7,374)	-	7,500
18			A_B6000 Salaries, Wages & Benefits	246,927	186,882	248,797	1,870
19			A_B6200 Services & Fees	8,800	150	-	(8,800)
20			A_B6300 Travel	7,000	627	-	(7,000)
21			A_B6400 Supplies	10,160	3,358	390	(9,770)
22			A_B6450 Utilities	-	-	-	-
23			A_B6500 Repairs & Maintenance	-	40	-	-
24			A_B6550 Rentals & Leases	-	456	456	456
25			A_B6575 Interest Expense	-	-	-	-
26			A_B6600 Claims & Judgements	-	-	-	-
27			A_B6650 Other Expense	4,034	2,106	1,100	(2,934)
28			A_B6700 Subcontracts	-	-	-	-
29			A_B6900 Depreciation & Amortization	-	-	-	-
30			A_B7000 Capital Expense	-	-	-	-
31			A_B7200 Discontinued Operations	-	-	-	-
32			A_B7500 Other Non Operating Expenses	-	-	-	-
33			A_B7600 Internal Allocations & Sales	-	4,157	6,300	6,300
34			A_B7700 Funding Trfers	(12,400)	-	-	12,400
35			Total Expenses Expenses	264,521	197,776	257,043	(7,478)
36			Statement of Activities Net Result	257,021	190,402	257,043	22
37		FC_B20 Designated Op	A_B4000 Tuition & Educational Fees	-	-	-	-
38			A_B4100 Sales of Goods & Services	-	-	-	-
39			A_B4300 Grants & Contracts	-	(5,534)	(64,007)	(64,007)
40			A_43501 Federal Appropriations	-	-	-	-
41			A_B4400 Other Operating Revenue	-	-	-	-
42			A_B5000 Non Operating Revenues	-	-	-	-
43	A_B5100 Appropriations		-	-	-	-	
44	A_B5300 Gifts		-	-	-	-	
45	A_B5500 Investment Income		-	-	-	-	
46	A_B5600 Other Non Operating Revenues		-	-	-	-	
47			Total Revenue Revenue	-	(5,534)	(64,007)	(64,007)
48			A_B6000 Salaries, Wages & Benefits	496	3,051	7,273	6,777
49			A_B6200 Services & Fees	2,600	414	3,500	900
50			A_B6300 Travel	15,000	12,464	35,000	20,000
51			A_B6400 Supplies	4,400	1,000	24,700	20,300
52			A_B6450 Utilities	-	-	500	500
53			A_B6500 Repairs & Maintenance	-	-	20,000	20,000
54			A_B6550 Rentals & Leases	-	280	-	-
55			A_B6575 Interest Expense	-	-	-	-
56			A_B6600 Claims & Judgements	-	-	-	-
57			A_B6650 Other Expense	2,000	117,281	163,500	161,500
58			A_B6700 Subcontracts	-	15,784	-	-
59			A_B6900 Depreciation & Amortization	-	-	-	-
60			A_B7000 Capital Expense	-	-	-	-
61			A_B7200 Discontinued Operations	-	-	-	-
62			A_B7500 Other Non Operating Expenses	-	-	-	-
63			A_B7600 Internal Allocations & Sales	-	3,269	4,000	4,000
64			A_B7700 Funding Trfers	(24,496)	-	(194,466)	(169,970)
65			Total Expenses Expenses	-	153,542	64,007	64,007
66			Statement of Activities Net Result	-	148,008	-	-


	A	B	C	D	E	F
1						
2	O_10045: Student Educational Opportunity					
3	Board of Trustees Report					
4	O_10045: Student Educational Opportunity					
5			FY18		FY19	
6	Fund Class - Source	Summary Level Natural Accounts	Budget	Actual through March	Budget	Variance FY18 Budget to FY19 Budget
67		A_B4000 Tuition & Educational Fees	-	-	-	-
68		A_B4100 Sales of Goods & Services	-	-	-	-
69		A_B4300 Grants & Contracts	-	-	-	-
70		A_43501 Federal Appropriations	-	-	-	-
71		A_B4400 Other Operating Revenue	-	-	-	-
72		A_B5000 Non Operating Revenues	-	-	-	-
73		A_B5100 Appropriations	-	-	-	-
74		A_B5300 Gifts	-	(1,561)	-	-
75		A_B5500 Investment Income	-	-	-	-
76		A_B5600 Other Non Operating Revenues	-	-	-	-
77		Total_Revenue Revenue	-	(1,561)	-	-
78		A_B6000 Salaries, Wages & Benefits	-	-	-	-
79		A_B6200 Services & Fees	-	-	-	-
80		A_B6300 Travel	-	-	-	-
81	FC_B30 Restr	A_B6400 Supplies	-	1,495	-	-
82	Expendable Op	A_B6450 Utilities	-	-	-	-
83		A_B6500 Repairs & Maintenance	-	-	-	-
84		A_B6550 Rentals & Leases	-	-	-	-
85		A_B6575 Interest Expense	-	-	-	-
86		A_B6600 Claims & Judgements	-	-	-	-
87		A_B6650 Other Expense	-	-	-	-
88		A_B6700 Subcontracts	-	-	-	-
89		A_B6900 Depreciation & Amortization	-	-	-	-
90		A_B7000 Capital Expense	-	-	-	-
91		A_B7200 Discontinued Operations	-	-	-	-
92		A_B7500 Other Non Operating Expenses	-	-	-	-
93		A_B7600 Internal Allocations & Sales	-	-	-	-
94		A_B7700 Funding Tranfers	-	-	-	-
95		Total_Expenses Expenses	-	1,495	-	-
96		Statement of Activities Net Result	-	(66)	-	-
97		A_B4000 Tuition & Educational Fees	-	-	-	-
98		A_B4100 Sales of Goods & Services	-	-	-	-
99		A_B4300 Grants & Contracts	-	-	-	-
100		A_43501 Federal Appropriations	-	-	-	-
101		A_B4400 Other Operating Revenue	-	-	-	-
102		A_B5000 Non Operating Revenues	-	-	-	-
103		A_B5100 Appropriations	-	-	-	-
104		A_B5300 Gifts	-	-	-	-
105		A_B5500 Investment Income	-	-	-	-
106		A_B5600 Other Non Operating Revenues	-	-	-	-
107		Total_Revenue Revenue	-	-	-	-
108		A_B6000 Salaries, Wages & Benefits	-	-	-	-
109		A_B6200 Services & Fees	-	-	-	-
110		A_B6300 Travel	-	-	-	-
111	FC_B35 Restr	A_B6400 Supplies	-	-	-	-
112	Expendable	A_B6450 Utilities	-	-	-	-
113	Non Op	A_B6500 Repairs & Maintenance	-	-	-	-
114		A_B6550 Rentals & Leases	-	-	-	-
115		A_B6575 Interest Expense	-	-	-	-
116		A_B6600 Claims & Judgements	-	-	-	-
117		A_B6650 Other Expense	-	-	-	-
118		A_B6700 Subcontracts	-	-	-	-
119		A_B6900 Depreciation & Amortization	-	-	-	-
120		A_B7000 Capital Expense	-	-	-	-
121		A_B7200 Discontinued Operations	-	-	-	-
122		A_B7500 Other Non Operating Expenses	-	-	-	-
123		A_B7600 Internal Allocations & Sales	-	-	-	-
124		A_B7700 Funding Tranfers	-	-	-	-
125		Total_Expenses Expenses	-	-	-	-
126		Statement of Activities Net Result	-	-	-	-


	A	B	C	D	E	F
1						
2	O_10045: Student Educational Opportunity					
3	Board of Trustees Report					
4	O_10045: Student Educational Opportunity					
5				FY18	FY19	
6	Fund Class - Source	Summary Level Natural Accounts	Budget	Actual through March	Budget	Variance FY18 Budget to FY19 Budget
127		A_B4000 Tuition & Educational Fees	-	-	84,060	84,060
128		A_B4100 Sales of Goods & Services	-	-	-	-
129		A_B4300 Grants & Contracts	-	(4,655,069)	(6,821,290)	(6,821,290)
130		A_43501 Federal Appropriations	-	-	-	-
131		A_B4400 Other Operating Revenue	-	-	-	-
132		A_B5000 Non Operating Revenues	-	-	-	-
133		A_B5100 Appropriations	-	-	-	-
134		A_B5300 Gifts	-	-	-	-
135		A_B5500 Investment Income	-	-	-	-
136		A_B5600 Other Non Operating Revenues	-	(166,963)	542,094	542,094
137		Total_Revenue Revenue	-	(4,822,032)	(6,195,136)	(6,195,136)
138		A_B6000 Salaries, Wages & Benefits	-	1,440,395	3,503,410	3,503,410
139		A_B6200 Services & Fees	-	161,565	105,079	105,079
140		A_B6300 Travel	-	127,771	405,642	405,642
141	FC_B40 Restr	A_B6400 Supplies	-	54,755	1,022,791	1,022,791
142	Grants	A_B6450 Utilities	-	5	-	-
143		A_B6500 Repairs & Maintenance	-	40	-	-
144		A_B6550 Rentals & Leases	-	59,163	150,034	150,034
145		A_B6575 Interest Expense	-	-	-	-
146		A_B6600 Claims & Judgements	-	-	-	-
147		A_B6650 Other Expense	-	215,841	-	-
148		A_B6700 Subcontracts	-	2,050,275	84,616	84,616
149		A_B6900 Depreciation & Amortization	-	-	-	-
150		A_B7000 Capital Expense	-	-	-	-
151		A_B7200 Discontinued Operations	-	-	-	-
152		A_B7500 Other Non Operating Expenses	-	-	1,134,820	1,134,820
153		A_B7600 Internal Allocations & Sales	-	-	-	-
154		A_B7700 Funding Tranfers	-	-	-	-
155		Total_Expenses Expenses	-	4,109,809	6,406,391	6,406,391
156		Statement of Activities Net Result	-	(712,223)	211,255	211,255
157		A_B4000 Tuition & Educational Fees	-	-	-	-
158		A_B4100 Sales of Goods & Services	-	-	-	-
159		A_B4300 Grants & Contracts	-	-	-	-
160		A_43501 Federal Appropriations	-	-	-	-
161		A_B4400 Other Operating Revenue	-	-	-	-
162		A_B5000 Non Operating Revenues	-	-	-	-
163		A_B5100 Appropriations	-	-	-	-
164		A_B5300 Gifts	-	-	-	-
165		A_B5500 Investment Income	-	-	-	-
166		A_B5600 Other Non Operating Revenues	-	-	-	-
167		Total_Revenue Revenue	-	-	-	-
168		A_B6000 Salaries, Wages & Benefits	-	-	-	-
169		A_B6200 Services & Fees	-	-	-	-
170		A_B6300 Travel	-	-	-	-
171	FC_B45 Restr	A_B6400 Supplies	-	-	-	-
172	Govt Funds	A_B6450 Utilities	-	-	-	-
173		A_B6500 Repairs & Maintenance	-	-	-	-
174		A_B6550 Rentals & Leases	-	-	-	-
175		A_B6575 Interest Expense	-	-	-	-
176		A_B6600 Claims & Judgements	-	-	-	-
177		A_B6650 Other Expense	-	-	-	-
178		A_B6700 Subcontracts	-	-	-	-
179		A_B6900 Depreciation & Amortization	-	-	-	-
180		A_B7000 Capital Expense	-	-	-	-
181		A_B7200 Discontinued Operations	-	-	-	-
182		A_B7500 Other Non Operating Expenses	-	-	-	-
183		A_B7600 Internal Allocations & Sales	-	-	-	-
184		A_B7700 Funding Tranfers	-	-	-	-
185		Total_Expenses Expenses	-	-	-	-
186		Statement of Activities Net Result	-	-	-	-


	A	B	C	D	E	F	
1							
2	O_11041: LeaRN Synergy & STEP						
3	Board of Trustees Report						
4	O_11041: LeaRN Synergy & STEP						
5			FY18		FY19		
6	Fund Class - Source	Summary Level Natural Accounts	Budget	Actual through March	Budget	Variance FY18 Budget to FY19 Budget	
7	FC_105 Unrestricted Operating Class	A_B4000 Tuition & Educational Fees	-	12,560	10,000	10,000	
8		A_B4100 Sales of Goods & Services	-	-	-	-	
9		A_B4300 Grants & Contracts	-	-	-	-	
10		A_43501 Federal Appropriations	-	-	-	-	
11		A_B4400 Other Operating Revenue	-	(900)	(1,875)	(1,875)	
12		A_B5000 Non Operating Revenues	-	-	-	-	
13		A_B5100 Appropriations	-	-	-	-	
14		A_B5300 Gifts	-	-	-	-	
15		A_B5500 Investment Income	-	-	-	-	
16		A_B5600 Other Non Operating Revenues	-	-	-	-	
17			Total_Revenue Revenue	-	11,660	8,125	8,125
18			A_B6000 Salaries, Wages & Benefits	636,741	404,537	609,651	(27,091)
19			A_B6200 Services & Fees	13,200	18,155	8,200	(5,000)
20			A_B6300 Travel	1,300	12,576	1,300	-
21			A_B6400 Supplies	22,900	8,417	19,500	(3,400)
22			A_B6450 Utilities	-	-	-	-
23			A_B6500 Repairs & Maintenance	-	172	200	200
24			A_B6550 Rentals & Leases	-	-	-	-
25			A_B6575 Interest Expense	-	-	-	-
26			A_B6600 Claims & Judgements	-	-	-	-
27			A_B6650 Other Expense	33,350	8,391	16,750	(16,600)
28			A_B6700 Subcontracts	-	61	-	-
29			A_B6900 Depreciation & Amortization	-	-	-	-
30			A_B7000 Capital Expense	-	-	-	-
31			A_B7200 Discontinued Operations	-	-	-	-
32			A_B7500 Other Non Operating Expenses	-	-	-	-
33			A_B7600 Internal Allocations & Sales	(125,000)	(89,548)	(118,500)	6,500
34			A_B7700 Funding Tranfers	(52,794)	-	-	52,794
35			Total_Expenses Expenses	529,697	362,760	537,101	7,404
36			Statement of Activities Net Result	529,697	374,420	545,226	15,529
37		FC_B20 Designated Op	A_B4000 Tuition & Educational Fees	-	-	-	-
38			A_B4100 Sales of Goods & Services	-	-	-	-
39			A_B4300 Grants & Contracts	-	-	-	-
40			A_43501 Federal Appropriations	-	-	-	-
41			A_B4400 Other Operating Revenue	-	-	-	-
42			A_B5000 Non Operating Revenues	-	-	-	-
43	A_B5100 Appropriations		-	-	-	-	
44	A_B5300 Gifts		-	-	-	-	
45	A_B5500 Investment Income		-	-	-	-	
46	A_B5600 Other Non Operating Revenues		-	-	-	-	
47			Total_Revenue Revenue	-	-	-	-
48			A_B6000 Salaries, Wages & Benefits	-	-	-	-
49			A_B6200 Services & Fees	-	-	-	-
50			A_B6300 Travel	-	-	-	-
51			A_B6400 Supplies	-	-	-	-
52			A_B6450 Utilities	-	-	-	-
53			A_B6500 Repairs & Maintenance	-	-	-	-
54			A_B6550 Rentals & Leases	-	-	-	-
55			A_B6575 Interest Expense	-	-	-	-
56			A_B6600 Claims & Judgements	-	-	-	-
57			A_B6650 Other Expense	-	-	-	-
58			A_B6700 Subcontracts	-	-	-	-
59			A_B6900 Depreciation & Amortization	-	-	-	-
60			A_B7000 Capital Expense	-	-	-	-
61			A_B7200 Discontinued Operations	-	-	-	-
62			A_B7500 Other Non Operating Expenses	-	-	-	-
63			A_B7600 Internal Allocations & Sales	-	-	-	-
64			A_B7700 Funding Tranfers	-	-	-	-
65			Total_Expenses Expenses	-	-	-	-
66			Statement of Activities Net Result	-	-	-	-


	A	B	C	D	E	F
1						
2	O_11041: LeaRN Synergy & STEP					
3	Board of Trustees Report					
4	O_11041: LeaRN Synergy & STEP					
5				FY18	FY19	
6	Fund Class - Source	Summary Level Natural Accounts	Budget	Actual through March	Budget	Variance FY18 Budget to FY19 Budget
67		A_B4000 Tuition & Educational Fees	-	-	7,500	7,500
68		A_B4100 Sales of Goods & Services	-	-	-	-
69		A_B4300 Grants & Contracts	-	-	-	-
70		A_43501 Federal Appropriations	-	-	-	-
71		A_B4400 Other Operating Revenue	-	-	-	-
72		A_B5000 Non Operating Revenues	-	-	-	-
73		A_B5100 Appropriations	-	-	-	-
74		A_B5300 Gifts	-	(3,292)	(7,500)	(7,500)
75		A_B5500 Investment Income	-	-	-	-
76		A_B5600 Other Non Operating Revenues	-	-	-	-
77		Total_Revenue Revenue	-	(3,292)	-	-
78		A_B6000 Salaries, Wages & Benefits	-	1,169	-	-
79		A_B6200 Services & Fees	-	-	-	-
80		A_B6300 Travel	-	-	-	-
81	FC_B30 Restr	A_B6400 Supplies	-	-	-	-
82	Expendable Op	A_B6450 Utilities	-	-	-	-
83		A_B6500 Repairs & Maintenance	-	-	-	-
84		A_B6550 Rentals & Leases	-	-	-	-
85		A_B6575 Interest Expense	-	-	-	-
86		A_B6600 Claims & Judgements	-	-	-	-
87		A_B6650 Other Expense	-	-	-	-
88		A_B6700 Subcontracts	-	-	-	-
89		A_B6900 Depreciation & Amortization	-	-	-	-
90		A_B7000 Capital Expense	-	-	-	-
91		A_B7200 Discontinued Operations	-	-	-	-
92		A_B7500 Other Non Operating Expenses	-	-	-	-
93		A_B7600 Internal Allocations & Sales	-	1,583	-	-
94		A_B7700 Funding Tranfers	-	-	-	-
95		Total_Expenses Expenses	-	2,752	-	-
96		Statement of Activities Net Result	-	(540)	-	-
97		A_B4000 Tuition & Educational Fees	-	-	-	-
98		A_B4100 Sales of Goods & Services	-	-	-	-
99		A_B4300 Grants & Contracts	-	-	-	-
100		A_43501 Federal Appropriations	-	-	-	-
101		A_B4400 Other Operating Revenue	-	-	-	-
102		A_B5000 Non Operating Revenues	-	-	-	-
103		A_B5100 Appropriations	-	-	-	-
104		A_B5300 Gifts	-	-	-	-
105		A_B5500 Investment Income	-	-	-	-
106		A_B5600 Other Non Operating Revenues	-	-	-	-
107		Total_Revenue Revenue	-	-	-	-
108		A_B6000 Salaries, Wages & Benefits	-	-	-	-
109		A_B6200 Services & Fees	-	-	-	-
110		A_B6300 Travel	-	-	-	-
111	FC_B35 Restr	A_B6400 Supplies	-	-	-	-
112	Expendable Non Op	A_B6450 Utilities	-	-	-	-
113		A_B6500 Repairs & Maintenance	-	-	-	-
114		A_B6550 Rentals & Leases	-	-	-	-
115		A_B6575 Interest Expense	-	-	-	-
116		A_B6600 Claims & Judgements	-	-	-	-
117		A_B6650 Other Expense	-	-	-	-
118		A_B6700 Subcontracts	-	-	-	-
119		A_B6900 Depreciation & Amortization	-	-	-	-
120		A_B7000 Capital Expense	-	-	-	-
121		A_B7200 Discontinued Operations	-	-	-	-
122		A_B7500 Other Non Operating Expenses	-	-	-	-
123		A_B7600 Internal Allocations & Sales	-	-	-	-
124		A_B7700 Funding Tranfers	-	-	-	-
125		Total_Expenses Expenses	-	-	-	-
126		Statement of Activities Net Result	-	-	-	-


	A	B	C	D	E	F	
1							
2	O_11041: LeaRN Synergy & STEP						
3	Board of Trustees Report						
4	O_11041: LeaRN Synergy & STEP						
5			FY18	FY19			
6	Fund Class - Source	Summary Level Natural Accounts	Budget	Actual through March	Budget	Variance FY18 Budget to FY19 Budget	
127	FC_B40 Restr Grants	A_B4000 Tuition & Educational Fees	-	-	-	-	
128		A_B4100 Sales of Goods & Services	-	-	-	-	
129		A_B4300 Grants & Contracts	-	-	-	-	
130		A_43501 Federal Appropriations	-	-	-	-	
131		A_B4400 Other Operating Revenue	-	-	-	-	
132		A_B5000 Non Operating Revenues	-	-	-	-	
133		A_B5100 Appropriations	-	-	-	-	
134		A_B5300 Gifts	-	-	-	-	
135		A_B5500 Investment Income	-	-	-	-	
136		A_B5600 Other Non Operating Revenues	-	-	-	-	
137			Total Revenue Revenue	-	-	-	-
138			A_B6000 Salaries, Wages & Benefits	-	-	-	-
139			A_B6200 Services & Fees	-	-	-	-
140			A_B6300 Travel	-	-	-	-
141			A_B6400 Supplies	-	-	-	-
142			A_B6450 Utilities	-	-	-	-
143			A_B6500 Repairs & Maintenance	-	-	-	-
144			A_B6550 Rentals & Leases	-	-	-	-
145			A_B6575 Interest Expense	-	-	-	-
146			A_B6600 Claims & Judgements	-	-	-	-
147			A_B6650 Other Expense	-	-	-	-
148			A_B6700 Subcontracts	-	-	-	-
149			A_B6900 Depreciation & Amortization	-	-	-	-
150			A_B7000 Capital Expense	-	-	-	-
151			A_B7200 Discontinued Operations	-	-	-	-
152			A_B7500 Other Non Operating Expenses	-	-	-	-
153			A_B7600 Internal Allocations & Sales	-	-	-	-
154			A_B7700 Funding Tranfers	-	-	-	-
155			Total Expenses Expenses	-	-	-	-
156			Statement of Activities Net Result	-	-	-	-
157		FC_B45 Restr Govt Funds	A_B4000 Tuition & Educational Fees	-	-	-	-
158			A_B4100 Sales of Goods & Services	-	-	-	-
159	A_B4300 Grants & Contracts		-	-	-	-	
160	A_43501 Federal Appropriations		-	-	-	-	
161	A_B4400 Other Operating Revenue		-	-	-	-	
162	A_B5000 Non Operating Revenues		-	-	-	-	
163	A_B5100 Appropriations		-	-	-	-	
164	A_B5300 Gifts		-	-	-	-	
165	A_B5500 Investment Income		-	-	-	-	
166	A_B5600 Other Non Operating Revenues		-	-	-	-	
167			Total Revenue Revenue	-	-	-	-
168			A_B6000 Salaries, Wages & Benefits	-	-	-	-
169			A_B6200 Services & Fees	-	-	-	-
170			A_B6300 Travel	-	-	-	-
171			A_B6400 Supplies	-	-	-	-
172			A_B6450 Utilities	-	-	-	-
173			A_B6500 Repairs & Maintenance	-	-	-	-
174			A_B6550 Rentals & Leases	-	-	-	-
175			A_B6575 Interest Expense	-	-	-	-
176			A_B6600 Claims & Judgements	-	-	-	-
177			A_B6650 Other Expense	-	-	-	-
178			A_B6700 Subcontracts	-	-	-	-
179			A_B6900 Depreciation & Amortization	-	-	-	-
180			A_B7000 Capital Expense	-	-	-	-
181			A_B7200 Discontinued Operations	-	-	-	-
182			A_B7500 Other Non Operating Expenses	-	-	-	-
183			A_B7600 Internal Allocations & Sales	-	-	-	-
184			A_B7700 Funding Tranfers	-	-	-	-
185			Total Expenses Expenses	-	-	-	-
186			Statement of Activities Net Result	-	-	-	-


	A	B	C	D	E	F	
1							
2	O_10051: AVP of Graduate Education						
3	Board of Trustees Report						
4	O_10051: AVP of Graduate Education						
5				FY18	FY19		
6	Fund Class - Source	Summary Level Natural Accounts	Budget	Actual through March	Budget	Variance FY18 Budget to FY19 Budget	
7	FC_105 Unrestricted Operating Class	A_B4000 Tuition & Educational Fees	-	2,270,096	3,634,000	3,634,000	
8		A_B4100 Sales of Goods & Services	-	-	-	-	
9		A_B4300 Grants & Contracts	-	-	-	-	
10		A_43501 Federal Appropriations	-	-	-	-	
11		A_B4400 Other Operating Revenue	-	-	-	-	
12		A_B5000 Non Operating Revenues	-	-	-	-	
13		A_B5100 Appropriations	-	-	-	-	
14		A_B5300 Gifts	-	-	-	-	
15		A_B5500 Investment Income	-	-	-	-	
16		A_B5600 Other Non Operating Revenues	-	-	-	-	
17			Total_Revenue Revenue	-	2,270,096	3,634,000	3,634,000
18			A_B6000 Salaries, Wages & Benefits	-	759,227	1,739,019	1,739,019
19			A_B6200 Services & Fees	-	157	52,000	52,000
20			A_B6300 Travel	-	2,362	30,500	30,500
21			A_B6400 Supplies	-	-	22,462	22,462
22			A_B6450 Utilities	-	-	-	-
23			A_B6500 Repairs & Maintenance	-	-	-	-
24			A_B6550 Rentals & Leases	-	-	-	-
25			A_B6575 Interest Expense	-	-	-	-
26			A_B6600 Claims & Judgements	-	-	-	-
27			A_B6650 Other Expense	-	6,819	343,399	343,399
28			A_B6700 Subcontracts	-	-	-	-
29			A_B6900 Depreciation & Amortization	-	-	-	-
30			A_B7000 Capital Expense	-	-	-	-
31			A_B7200 Discontinued Operations	-	-	-	-
32			A_B7500 Other Non Operating Expenses	-	-	-	-
33			A_B7600 Internal Allocations & Sales	-	257,189	4,452,922	4,452,922
34			A_B7700 Funding Tranfers	-	-	(34,500)	(34,500)
35			Total_Expenses Expenses	-	1,025,754	6,605,802	6,605,802
36			Statement of Activities Net Result	-	3,295,850	10,239,802	10,239,802
37		FC_B20 Designated Op	A_B4000 Tuition & Educational Fees	-	-	-	-
38			A_B4100 Sales of Goods & Services	-	-	-	-
39			A_B4300 Grants & Contracts	-	-	-	-
40			A_43501 Federal Appropriations	-	-	-	-
41			A_B4400 Other Operating Revenue	-	-	-	-
42			A_B5000 Non Operating Revenues	-	-	-	-
43	A_B5100 Appropriations		-	-	-	-	
44	A_B5300 Gifts		-	-	-	-	
45	A_B5500 Investment Income		-	-	-	-	
46	A_B5600 Other Non Operating Revenues		-	-	-	-	
47			Total_Revenue Revenue	-	-	-	-
48			A_B6000 Salaries, Wages & Benefits	-	-	-	-
49			A_B6200 Services & Fees	-	-	-	-
50			A_B6300 Travel	-	-	-	-
51			A_B6400 Supplies	-	-	-	-
52			A_B6450 Utilities	-	-	-	-
53			A_B6500 Repairs & Maintenance	-	-	-	-
54			A_B6550 Rentals & Leases	-	-	-	-
55			A_B6575 Interest Expense	-	-	-	-
56			A_B6600 Claims & Judgements	-	-	-	-
57			A_B6650 Other Expense	-	-	-	-
58			A_B6700 Subcontracts	-	-	-	-
59			A_B6900 Depreciation & Amortization	-	-	-	-
60			A_B7000 Capital Expense	-	-	-	-
61			A_B7200 Discontinued Operations	-	-	-	-
62			A_B7500 Other Non Operating Expenses	-	-	-	-
63			A_B7600 Internal Allocations & Sales	-	-	-	-
64			A_B7700 Funding Tranfers	-	-	-	-
65			Total_Expenses Expenses	-	-	-	-
66			Statement of Activities Net Result	-	-	-	-


	A	B	C	D	E	F
1						
2	O_10051: AVP of Graduate Education					
3	Board of Trustees Report					
4	O_10051: AVP of Graduate Education					
5			FY18		FY19	
6	Fund Class - Source	Summary Level Natural Accounts	Budget	Actual through March	Budget	Variance FY18 Budget to FY19 Budget
67		A_B4000 Tuition & Educational Fees	-	7,909	147,056	147,056
68		A_B4100 Sales of Goods & Services	-	-	-	-
69		A_B4300 Grants & Contracts	-	-	-	-
70		A_43501 Federal Appropriations	-	-	-	-
71		A_B4400 Other Operating Revenue	-	-	-	-
72		A_B5000 Non Operating Revenues	-	-	-	-
73		A_B5100 Appropriations	-	-	-	-
74		A_B5300 Gifts	-	-	(219,582)	(219,582)
75		A_B5500 Investment Income	-	-	-	-
76		A_B5600 Other Non Operating Revenues	-	-	-	-
77		Total_Revenue Revenue	-	7,909	(72,526)	(72,526)
78		A_B6000 Salaries, Wages & Benefits	-	9,760	72,526	72,526
79		A_B6200 Services & Fees	-	-	-	-
80		A_B6300 Travel	-	-	-	-
81	FC_B30 Restr Expendable Op	A_B6400 Supplies	-	-	-	-
82		A_B6450 Utilities	-	-	-	-
83		A_B6500 Repairs & Maintenance	-	-	-	-
84		A_B6550 Rentals & Leases	-	-	-	-
85		A_B6575 Interest Expense	-	-	-	-
86		A_B6600 Claims & Judgements	-	-	-	-
87		A_B6650 Other Expense	-	-	-	-
88		A_B6700 Subcontracts	-	-	-	-
89		A_B6900 Depreciation & Amortization	-	-	-	-
90		A_B7000 Capital Expense	-	-	-	-
91		A_B7200 Discontinued Operations	-	-	-	-
92		A_B7500 Other Non Operating Expenses	-	-	-	-
93		A_B7600 Internal Allocations & Sales	-	-	-	-
94		A_B7700 Funding Tranfers	-	-	-	-
95			Total_Expenses Expenses	-	9,760	72,526
96		Statement of Activities Net Result	-	17,670	-	-
97		A_B4000 Tuition & Educational Fees	-	-	-	-
98		A_B4100 Sales of Goods & Services	-	-	-	-
99		A_B4300 Grants & Contracts	-	-	-	-
100		A_43501 Federal Appropriations	-	-	-	-
101		A_B4400 Other Operating Revenue	-	-	-	-
102		A_B5000 Non Operating Revenues	-	-	-	-
103		A_B5100 Appropriations	-	-	-	-
104		A_B5300 Gifts	-	-	-	-
105		A_B5500 Investment Income	-	-	-	-
106		A_B5600 Other Non Operating Revenues	-	-	-	-
107		Total_Revenue Revenue	-	-	-	-
108		A_B6000 Salaries, Wages & Benefits	-	-	-	-
109		A_B6200 Services & Fees	-	-	-	-
110		A_B6300 Travel	-	-	-	-
111	FC_B35 Restr Expendable Non Op	A_B6400 Supplies	-	-	-	-
112		A_B6450 Utilities	-	-	-	-
113		A_B6500 Repairs & Maintenance	-	-	-	-
114		A_B6550 Rentals & Leases	-	-	-	-
115		A_B6575 Interest Expense	-	-	-	-
116		A_B6600 Claims & Judgements	-	-	-	-
117		A_B6650 Other Expense	-	-	-	-
118		A_B6700 Subcontracts	-	-	-	-
119		A_B6900 Depreciation & Amortization	-	-	-	-
120		A_B7000 Capital Expense	-	-	-	-
121		A_B7200 Discontinued Operations	-	-	-	-
122		A_B7500 Other Non Operating Expenses	-	-	-	-
123		A_B7600 Internal Allocations & Sales	-	-	-	-
124		A_B7700 Funding Tranfers	-	-	-	-
125			Total_Expenses Expenses	-	-	-
126		Statement of Activities Net Result	-	-	-	-

	A	B	C	D	E	F
1						
2	O_10051: AVP of Graduate Education					
3	Board of Trustees Report					
4	O_10051: AVP of Graduate Education					
5			FY18		FY19	
6	Fund Class - Source	Summary Level Natural Accounts	Budget	Actual through March	Budget	Variance FY18 Budget to FY19 Budget
127		A_B4000 Tuition & Educational Fees	-	-	64	64
128		A_B4100 Sales of Goods & Services	-	-	-	-
129		A_B4300 Grants & Contracts	-	-	(53)	(53)
130		A_43501 Federal Appropriations	-	-	-	-
131		A_B4400 Other Operating Revenue	-	-	-	-
132		A_B5000 Non Operating Revenues	-	-	-	-
133		A_B5100 Appropriations	-	-	-	-
134		A_B5300 Gifts	-	-	-	-
135		A_B5500 Investment Income	-	-	-	-
136		A_B5600 Other Non Operating Revenues	-	-	679	679
137		Total_Revenue Revenue	-	-	690	690
138		A_B6000 Salaries, Wages & Benefits	-	-	572	572
139		A_B6200 Services & Fees	-	-	(1,079)	(1,079)
140		A_B6300 Travel	-	-	(96)	(96)
141	FC_B40 Restr	A_B6400 Supplies	-	-	231	231
142	Grants	A_B6450 Utilities	-	-	-	-
143		A_B6500 Repairs & Maintenance	-	-	-	-
144		A_B6550 Rentals & Leases	-	-	317	317
145		A_B6575 Interest Expense	-	-	-	-
146		A_B6600 Claims & Judgements	-	-	-	-
147		A_B6650 Other Expense	-	-	-	-
148		A_B6700 Subcontracts	-	-	-	-
149		A_B6900 Depreciation & Amortization	-	-	-	-
150		A_B7000 Capital Expense	-	-	-	-
151		A_B7200 Discontinued Operations	-	-	-	-
152		A_B7500 Other Non Operating Expenses	-	-	(635)	(635)
153		A_B7600 Internal Allocations & Sales	-	-	-	-
154		A_B7700 Funding Tranfers	-	-	-	-
155		Total_Expenses Expenses	-	-	(690)	(690)
156		Statement of Activities Net Result	-	-	-	-
157		A_B4000 Tuition & Educational Fees	-	-	-	-
158		A_B4100 Sales of Goods & Services	-	-	-	-
159		A_B4300 Grants & Contracts	-	-	-	-
160		A_43501 Federal Appropriations	-	-	-	-
161		A_B4400 Other Operating Revenue	-	-	-	-
162		A_B5000 Non Operating Revenues	-	-	-	-
163		A_B5100 Appropriations	-	-	-	-
164		A_B5300 Gifts	-	-	-	-
165		A_B5500 Investment Income	-	-	-	-
166		A_B5600 Other Non Operating Revenues	-	-	-	-
167		Total_Revenue Revenue	-	-	-	-
168		A_B6000 Salaries, Wages & Benefits	-	-	-	-
169		A_B6200 Services & Fees	-	-	-	-
170		A_B6300 Travel	-	-	-	-
171	FC_B45 Restr	A_B6400 Supplies	-	-	-	-
172	Govt Funds	A_B6450 Utilities	-	-	-	-
173		A_B6500 Repairs & Maintenance	-	-	-	-
174		A_B6550 Rentals & Leases	-	-	-	-
175		A_B6575 Interest Expense	-	-	-	-
176		A_B6600 Claims & Judgements	-	-	-	-
177		A_B6650 Other Expense	-	-	-	-
178		A_B6700 Subcontracts	-	-	-	-
179		A_B6900 Depreciation & Amortization	-	-	-	-
180		A_B7000 Capital Expense	-	-	-	-
181		A_B7200 Discontinued Operations	-	-	-	-
182		A_B7500 Other Non Operating Expenses	-	-	-	-
183		A_B7600 Internal Allocations & Sales	-	-	-	-
184		A_B7700 Funding Tranfers	-	-	-	-
185		Total_Expenses Expenses	-	-	-	-
186		Statement of Activities Net Result	-	-	-	-


	A	B	C	D	E	F	
1							
2	O_15114: Science & Math Teaching Center						
3	Board of Trustees Report						
4	O_15114: Science & Math Teaching Center						
5			FY18		FY19		
6	Fund Class - Source	Summary Level Natural Accounts	Budget	Actual through March	Budget	Variance FY18 Budget to FY19 Budget	
7	FC_105 Unrestricted Operating Class	A_B4000 Tuition & Educational Fees	8,000	9,143	-	(8,000)	
8		A_B4100 Sales of Goods & Services	-	-	-	-	
9		A_B4300 Grants & Contracts	-	-	-	-	
10		A_43501 Federal Appropriations	-	-	-	-	
11		A_B4400 Other Operating Revenue	(113,000)	(78,450)	(122,440)	(9,440)	
12		A_B5000 Non Operating Revenues	-	-	-	-	
13		A_B5100 Appropriations	-	-	-	-	
14		A_B5300 Gifts	-	-	-	-	
15		A_B5500 Investment Income	-	-	-	-	
16		A_B5600 Other Non Operating Revenues	-	-	-	-	
17			Total_Revenue Revenue	(105,000)	(69,306)	(122,440)	(17,440)
18			A_B6000 Salaries, Wages & Benefits	279,304	196,500	302,624	23,320
19			A_B6200 Services & Fees	21,200	7,427	7,000	(14,200)
20			A_B6300 Travel	23,000	14,552	40,000	17,000
21			A_B6400 Supplies	8,075	8,913	3,300	(4,775)
22			A_B6450 Utilities	500	301	-	(500)
23			A_B6500 Repairs & Maintenance	-	-	-	-
24			A_B6550 Rentals & Leases	2,730	-	2,500	(230)
25			A_B6575 Interest Expense	-	-	-	-
26			A_B6600 Claims & Judgements	-	-	-	-
27			A_B6650 Other Expense	13,610	5,888	12,750	(860)
28			A_B6700 Subcontracts	-	53	-	-
29			A_B6900 Depreciation & Amortization	-	-	-	-
30			A_B7000 Capital Expense	-	(9)	-	-
31			A_B7200 Discontinued Operations	-	-	-	-
32			A_B7500 Other Non Operating Expenses	-	-	-	-
33			A_B7600 Internal Allocations & Sales	(16,000)	5,373	(27,500)	(11,500)
34			A_B7700 Funding Tranfers	(4,123)	-	-	4,123
35			Total_Expenses Expenses	328,296	238,997	340,674	12,379
36			Statement of Activities Net Result	223,296	169,691	218,234	(5,061)
37		FC_B20 Designated Op	A_B4000 Tuition & Educational Fees	-	-	-	-
38			A_B4100 Sales of Goods & Services	-	-	-	-
39			A_B4300 Grants & Contracts	-	-	(15,000)	(15,000)
40			A_43501 Federal Appropriations	-	-	-	-
41			A_B4400 Other Operating Revenue	-	30	-	-
42			A_B5000 Non Operating Revenues	-	-	-	-
43	A_B5100 Appropriations		-	-	-	-	
44	A_B5300 Gifts		-	-	-	-	
45	A_B5500 Investment Income		-	-	-	-	
46	A_B5600 Other Non Operating Revenues		-	-	-	-	
47			Total_Revenue Revenue	-	30	(15,000)	(15,000)
48			A_B6000 Salaries, Wages & Benefits	-	2,250	1,351	1,351
49			A_B6200 Services & Fees	-	46	-	-
50			A_B6300 Travel	-	4,920	5,750	5,750
51			A_B6400 Supplies	-	1,102	400	400
52			A_B6450 Utilities	-	-	-	-
53			A_B6500 Repairs & Maintenance	-	-	-	-
54			A_B6550 Rentals & Leases	-	-	-	-
55			A_B6575 Interest Expense	-	-	-	-
56			A_B6600 Claims & Judgements	-	-	-	-
57			A_B6650 Other Expense	-	420	-	-
58			A_B6700 Subcontracts	-	-	-	-
59			A_B6900 Depreciation & Amortization	-	-	-	-
60			A_B7000 Capital Expense	-	-	-	-
61			A_B7200 Discontinued Operations	-	-	-	-
62			A_B7500 Other Non Operating Expenses	-	-	-	-
63			A_B7600 Internal Allocations & Sales	-	(975)	-	-
64			A_B7700 Funding Tranfers	-	-	7,499	7,499
65			Total_Expenses Expenses	-	7,763	15,000	15,000
66			Statement of Activities Net Result	-	7,793	0	0


	A	B	C	D	E	F
1						
2	O_15114: Science & Math Teaching Center					
3	Board of Trustees Report					
4	O_15114: Science & Math Teaching Center					
5				FY18	FY19	
6	Fund Class - Source	Summary Level Natural Accounts	Budget	Actual through March	Budget	Variance FY18 Budget to FY19 Budget
67		A_B4000 Tuition & Educational Fees	-	14,389	8,550	8,550
68		A_B4100 Sales of Goods & Services	-	-	-	-
69		A_B4300 Grants & Contracts	-	-	-	-
70		A_43501 Federal Appropriations	-	-	-	-
71		A_B4400 Other Operating Revenue	-	-	-	-
72		A_B5000 Non Operating Revenues	-	-	-	-
73		A_B5100 Appropriations	-	-	-	-
74		A_B5300 Gifts	-	(16,439)	(8,550)	(8,550)
75		A_B5500 Investment Income	-	-	-	-
76		A_B5600 Other Non Operating Revenues	-	-	-	-
77		Total_Revenue Revenue	-	(2,050)	-	-
78		A_B6000 Salaries, Wages & Benefits	-	-	-	-
79		A_B6200 Services & Fees	-	-	-	-
80		A_B6300 Travel	-	-	-	-
81	FC_B30 Restr	A_B6400 Supplies	-	-	-	-
82	Expendable Op	A_B6450 Utilities	-	-	-	-
83		A_B6500 Repairs & Maintenance	-	-	-	-
84		A_B6550 Rentals & Leases	-	-	-	-
85		A_B6575 Interest Expense	-	-	-	-
86		A_B6600 Claims & Judgements	-	-	-	-
87		A_B6650 Other Expense	-	-	-	-
88		A_B6700 Subcontracts	-	-	-	-
89		A_B6900 Depreciation & Amortization	-	-	-	-
90		A_B7000 Capital Expense	-	-	-	-
91		A_B7200 Discontinued Operations	-	-	-	-
92		A_B7500 Other Non Operating Expenses	-	-	-	-
93		A_B7600 Internal Allocations & Sales	-	-	-	-
94		A_B7700 Funding Tranfers	-	-	-	-
95		Total_Expenses Expenses	-	-	-	-
96		Statement of Activities Net Result	-	(2,050)	-	-
97		A_B4000 Tuition & Educational Fees	-	-	-	-
98		A_B4100 Sales of Goods & Services	-	-	-	-
99		A_B4300 Grants & Contracts	-	-	-	-
100		A_43501 Federal Appropriations	-	-	-	-
101		A_B4400 Other Operating Revenue	-	-	-	-
102		A_B5000 Non Operating Revenues	-	-	-	-
103		A_B5100 Appropriations	-	-	-	-
104		A_B5300 Gifts	-	-	-	-
105		A_B5500 Investment Income	-	-	-	-
106		A_B5600 Other Non Operating Revenues	-	-	-	-
107		Total_Revenue Revenue	-	-	-	-
108		A_B6000 Salaries, Wages & Benefits	-	-	-	-
109		A_B6200 Services & Fees	-	-	-	-
110		A_B6300 Travel	-	-	-	-
111	FC_B35 Restr	A_B6400 Supplies	-	-	-	-
112	Expendable Non Op	A_B6450 Utilities	-	-	-	-
113		A_B6500 Repairs & Maintenance	-	-	-	-
114		A_B6550 Rentals & Leases	-	-	-	-
115		A_B6575 Interest Expense	-	-	-	-
116		A_B6600 Claims & Judgements	-	-	-	-
117		A_B6650 Other Expense	-	-	-	-
118		A_B6700 Subcontracts	-	-	-	-
119		A_B6900 Depreciation & Amortization	-	-	-	-
120		A_B7000 Capital Expense	-	-	-	-
121		A_B7200 Discontinued Operations	-	-	-	-
122		A_B7500 Other Non Operating Expenses	-	-	-	-
123		A_B7600 Internal Allocations & Sales	-	-	-	-
124		A_B7700 Funding Tranfers	-	-	-	-
125		Total_Expenses Expenses	-	-	-	-
126		Statement of Activities Net Result	-	-	-	-


	A	B	C	D	E	F
1						
2	O_15114: Science & Math Teaching Center					
3	Board of Trustees Report					
4	O_15114: Science & Math Teaching Center					
5			FY18		FY19	
6	Fund Class - Source	Summary Level Natural Accounts	Budget	Actual through March	Budget	Variance FY18 Budget to FY19 Budget
127		A_B4000 Tuition & Educational Fees	-	-	-	-
128		A_B4100 Sales of Goods & Services	-	-	-	-
129		A_B4300 Grants & Contracts	-	-	-	-
130		A_43501 Federal Appropriations	-	-	-	-
131		A_B4400 Other Operating Revenue	-	-	-	-
132		A_B5000 Non Operating Revenues	-	-	-	-
133		A_B5100 Appropriations	-	-	-	-
134		A_B5300 Gifts	-	-	-	-
135		A_B5500 Investment Income	-	-	-	-
136		A_B5600 Other Non Operating Revenues	-	-	-	-
137		Total_Revenue Revenue	-	-	-	-
138		A_B6000 Salaries, Wages & Benefits	-	-	-	-
139		A_B6200 Services & Fees	-	-	-	-
140		A_B6300 Travel	-	-	-	-
141	FC_B40 Restr	A_B6400 Supplies	-	-	-	-
142	Grants	A_B6450 Utilities	-	-	-	-
143		A_B6500 Repairs & Maintenance	-	-	-	-
144		A_B6550 Rentals & Leases	-	-	-	-
145		A_B6575 Interest Expense	-	-	-	-
146		A_B6600 Claims & Judgements	-	-	-	-
147		A_B6650 Other Expense	-	-	-	-
148		A_B6700 Subcontracts	-	-	-	-
149		A_B6900 Depreciation & Amortization	-	-	-	-
150		A_B7000 Capital Expense	-	-	-	-
151		A_B7200 Discontinued Operations	-	-	-	-
152		A_B7500 Other Non Operating Expenses	-	-	-	-
153		A_B7600 Internal Allocations & Sales	-	-	-	-
154		A_B7700 Funding Tranfers	-	-	-	-
155		Total_Expenses Expenses	-	-	-	-
156		Statement of Activities Net Result	-	-	-	-
157		A_B4000 Tuition & Educational Fees	-	-	-	-
158		A_B4100 Sales of Goods & Services	-	-	-	-
159		A_B4300 Grants & Contracts	-	-	-	-
160		A_43501 Federal Appropriations	-	-	-	-
161		A_B4400 Other Operating Revenue	-	-	-	-
162		A_B5000 Non Operating Revenues	-	-	-	-
163		A_B5100 Appropriations	-	-	-	-
164		A_B5300 Gifts	-	-	-	-
165		A_B5500 Investment Income	-	-	-	-
166		A_B5600 Other Non Operating Revenues	-	-	-	-
167		Total_Revenue Revenue	-	-	-	-
168		A_B6000 Salaries, Wages & Benefits	-	-	-	-
169		A_B6200 Services & Fees	-	-	-	-
170		A_B6300 Travel	-	-	-	-
171	FC_B45 Restr	A_B6400 Supplies	-	-	-	-
172	Govt Funds	A_B6450 Utilities	-	-	-	-
173		A_B6500 Repairs & Maintenance	-	-	-	-
174		A_B6550 Rentals & Leases	-	-	-	-
175		A_B6575 Interest Expense	-	-	-	-
176		A_B6600 Claims & Judgements	-	-	-	-
177		A_B6650 Other Expense	-	-	-	-
178		A_B6700 Subcontracts	-	-	-	-
179		A_B6900 Depreciation & Amortization	-	-	-	-
180		A_B7000 Capital Expense	-	-	-	-
181		A_B7200 Discontinued Operations	-	-	-	-
182		A_B7500 Other Non Operating Expenses	-	-	-	-
183		A_B7600 Internal Allocations & Sales	-	-	-	-
184		A_B7700 Funding Tranfers	-	-	-	-
185		Total_Expenses Expenses	-	-	-	-
186		Statement of Activities Net Result	-	-	-	-

	A	B	C	D	E	F	
1							
2	O_10022: UW Regional Offices						
3	Board of Trustees Report						
4	O_10022: UW Regional Offices						
5			FY18		FY19		
6	Fund Class - Source	Summary Level Natural Accounts	Budget	Actual through March	Budget	Variance FY18 Budget to FY19 Budget	
7	FC_105 Unrestricted Operating Class	A_B4000 Tuition & Educational Fees	2,500	1,200	2,500	-	
8		A_B4100 Sales of Goods & Services	(19,400)	(8,334)	(22,400)	(3,000)	
9		A_B4300 Grants & Contracts	-	-	-	-	
10		A_43501 Federal Appropriations	-	-	-	-	
11		A_B4400 Other Operating Revenue	-	-	-	-	
12		A_B5000 Non Operating Revenues	-	-	-	-	
13		A_B5100 Appropriations	-	-	-	-	
14		A_B5300 Gifts	(2,500)	-	(2,500)	-	
15		A_B5500 Investment Income	-	-	-	-	
16		A_B5600 Other Non Operating Revenues	-	-	-	-	
17			Total_Revenue Revenue	(19,400)	(7,134)	(22,400)	(3,000)
18			A_B6000 Salaries, Wages & Benefits	430,842	274,729	448,915	18,072
19			A_B6200 Services & Fees	38,500	5,864	14,250	(24,250)
20			A_B6300 Travel	46,100	29,325	47,000	900
21			A_B6400 Supplies	21,750	6,146	11,500	(10,250)
22			A_B6450 Utilities	1,165	306	2,200	1,035
23			A_B6500 Repairs & Maintenance	-	-	-	-
24			A_B6550 Rentals & Leases	-	73,854	82,908	82,908
25			A_B6575 Interest Expense	-	-	-	-
26			A_B6600 Claims & Judgements	-	-	-	-
27			A_B6650 Other Expense	4,050	7,556	18,500	14,450
28			A_B6700 Subcontracts	-	-	-	-
29			A_B6900 Depreciation & Amortization	-	-	-	-
30			A_B7000 Capital Expense	-	-	-	-
31			A_B7200 Discontinued Operations	-	-	-	-
32			A_B7500 Other Non Operating Expenses	-	-	-	-
33			A_B7600 Internal Allocations & Sales	-	2,437	9,700	9,700
34			A_B7700 Funding Tranfers	104,100	-	-	(104,100)
35			Total_Expenses Expenses	646,507	400,217	634,973	(11,535)
36			Statement of Activities Net Result	627,107	393,083	612,573	(14,535)
37		FC_B20 Designated Op	A_B4000 Tuition & Educational Fees	-	-	-	-
38			A_B4100 Sales of Goods & Services	-	-	-	-
39			A_B4300 Grants & Contracts	-	-	-	-
40			A_43501 Federal Appropriations	-	-	-	-
41			A_B4400 Other Operating Revenue	-	-	-	-
42			A_B5000 Non Operating Revenues	-	-	-	-
43	A_B5100 Appropriations		-	-	-	-	
44	A_B5300 Gifts		-	-	-	-	
45	A_B5500 Investment Income		-	-	-	-	
46	A_B5600 Other Non Operating Revenues		-	-	-	-	
47			Total_Revenue Revenue	-	-	-	-
48			A_B6000 Salaries, Wages & Benefits	-	-	-	-
49			A_B6200 Services & Fees	-	-	-	-
50			A_B6300 Travel	-	-	-	-
51			A_B6400 Supplies	-	-	-	-
52			A_B6450 Utilities	-	-	-	-
53			A_B6500 Repairs & Maintenance	-	-	-	-
54			A_B6550 Rentals & Leases	-	-	-	-
55			A_B6575 Interest Expense	-	-	-	-
56			A_B6600 Claims & Judgements	-	-	-	-
57			A_B6650 Other Expense	-	-	-	-
58			A_B6700 Subcontracts	-	-	-	-
59			A_B6900 Depreciation & Amortization	-	-	-	-
60			A_B7000 Capital Expense	-	-	-	-
61			A_B7200 Discontinued Operations	-	-	-	-
62			A_B7500 Other Non Operating Expenses	-	-	-	-
63			A_B7600 Internal Allocations & Sales	-	-	-	-
64			A_B7700 Funding Tranfers	-	-	-	-
65			Total_Expenses Expenses	-	-	-	-
66			Statement of Activities Net Result	-	-	-	-


	A	B	C	D	E	F
1						
2	O_10022: UW Regional Offices					
3	Board of Trustees Report					
4	O_10022: UW Regional Offices					
5			FY18		FY19	
6	Fund Class - Source	Summary Level Natural Accounts	Budget	Actual through March	Budget	Variance FY18 Budget to FY19 Budget
67		A_B4000 Tuition & Educational Fees	-	-	-	-
68		A_B4100 Sales of Goods & Services	-	-	-	-
69		A_B4300 Grants & Contracts	-	-	-	-
70		A_43501 Federal Appropriations	-	-	-	-
71		A_B4400 Other Operating Revenue	-	-	-	-
72		A_B5000 Non Operating Revenues	-	-	-	-
73		A_B5100 Appropriations	-	-	-	-
74		A_B5300 Gifts	-	-	-	-
75		A_B5500 Investment Income	-	-	-	-
76		A_B5600 Other Non Operating Revenues	-	-	-	-
77		Total_Revenue Revenue	-	-	-	-
78		A_B6000 Salaries, Wages & Benefits	-	-	-	-
79		A_B6200 Services & Fees	-	-	-	-
80		A_B6300 Travel	-	-	-	-
81	FC_B30 Restr	A_B6400 Supplies	-	-	-	-
82	Expendable Op	A_B6450 Utilities	-	-	-	-
83		A_B6500 Repairs & Maintenance	-	-	-	-
84		A_B6550 Rentals & Leases	-	-	-	-
85		A_B6575 Interest Expense	-	-	-	-
86		A_B6600 Claims & Judgements	-	-	-	-
87		A_B6650 Other Expense	-	-	-	-
88		A_B6700 Subcontracts	-	-	-	-
89		A_B6900 Depreciation & Amortization	-	-	-	-
90		A_B7000 Capital Expense	-	-	-	-
91		A_B7200 Discontinued Operations	-	-	-	-
92		A_B7500 Other Non Operating Expenses	-	-	-	-
93		A_B7600 Internal Allocations & Sales	-	-	-	-
94		A_B7700 Funding Tranfers	-	-	-	-
95		Total_Expenses Expenses	-	-	-	-
96		Statement of Activities Net Result	-	-	-	-
97		A_B4000 Tuition & Educational Fees	-	-	-	-
98		A_B4100 Sales of Goods & Services	-	-	-	-
99		A_B4300 Grants & Contracts	-	-	-	-
100		A_43501 Federal Appropriations	-	-	-	-
101		A_B4400 Other Operating Revenue	-	-	-	-
102		A_B5000 Non Operating Revenues	-	-	-	-
103		A_B5100 Appropriations	-	-	-	-
104		A_B5300 Gifts	-	-	-	-
105		A_B5500 Investment Income	-	-	-	-
106		A_B5600 Other Non Operating Revenues	-	-	-	-
107		Total_Revenue Revenue	-	-	-	-
108		A_B6000 Salaries, Wages & Benefits	-	-	-	-
109		A_B6200 Services & Fees	-	-	-	-
110		A_B6300 Travel	-	-	-	-
111	FC_B35 Restr	A_B6400 Supplies	-	-	-	-
112	Expendable Non Op	A_B6450 Utilities	-	-	-	-
113		A_B6500 Repairs & Maintenance	-	-	-	-
114		A_B6550 Rentals & Leases	-	-	-	-
115		A_B6575 Interest Expense	-	-	-	-
116		A_B6600 Claims & Judgements	-	-	-	-
117		A_B6650 Other Expense	-	-	-	-
118		A_B6700 Subcontracts	-	-	-	-
119		A_B6900 Depreciation & Amortization	-	-	-	-
120		A_B7000 Capital Expense	-	-	-	-
121		A_B7200 Discontinued Operations	-	-	-	-
122		A_B7500 Other Non Operating Expenses	-	-	-	-
123		A_B7600 Internal Allocations & Sales	-	-	-	-
124		A_B7700 Funding Tranfers	-	-	-	-
125		Total_Expenses Expenses	-	-	-	-
126		Statement of Activities Net Result	-	-	-	-


	A	B	C	D	E	F
1						
2	O_10022: UW Regional Offices					
3	Board of Trustees Report					
4	O_10022: UW Regional Offices					
5			FY18		FY19	
6	Fund Class - Source	Summary Level Natural Accounts	Budget	Actual through March	Budget	Variance FY18 Budget to FY19 Budget
127		A_B4000 Tuition & Educational Fees	-	-	-	-
128		A_B4100 Sales of Goods & Services	-	-	-	-
129		A_B4300 Grants & Contracts	-	-	-	-
130		A_43501 Federal Appropriations	-	-	-	-
131		A_B4400 Other Operating Revenue	-	-	-	-
132		A_B5000 Non Operating Revenues	-	-	-	-
133		A_B5100 Appropriations	-	-	-	-
134		A_B5300 Gifts	-	-	-	-
135		A_B5500 Investment Income	-	-	-	-
136		A_B5600 Other Non Operating Revenues	-	-	-	-
137		Total_Revenue Revenue	-	-	-	-
138		A_B6000 Salaries, Wages & Benefits	-	-	-	-
139		A_B6200 Services & Fees	-	-	-	-
140		A_B6300 Travel	-	-	-	-
141	FC_B40 Restr	A_B6400 Supplies	-	-	-	-
142	Grants	A_B6450 Utilities	-	-	-	-
143		A_B6500 Repairs & Maintenance	-	-	-	-
144		A_B6550 Rentals & Leases	-	-	-	-
145		A_B6575 Interest Expense	-	-	-	-
146		A_B6600 Claims & Judgements	-	-	-	-
147		A_B6650 Other Expense	-	-	-	-
148		A_B6700 Subcontracts	-	-	-	-
149		A_B6900 Depreciation & Amortization	-	-	-	-
150		A_B7000 Capital Expense	-	-	-	-
151		A_B7200 Discontinued Operations	-	-	-	-
152		A_B7500 Other Non Operating Expenses	-	-	-	-
153		A_B7600 Internal Allocations & Sales	-	-	-	-
154		A_B7700 Funding Tranfers	-	-	-	-
155		Total_Expenses Expenses	-	-	-	-
156		Statement of Activities Net Result	-	-	-	-
157		A_B4000 Tuition & Educational Fees	-	-	-	-
158		A_B4100 Sales of Goods & Services	-	-	-	-
159		A_B4300 Grants & Contracts	-	-	-	-
160		A_43501 Federal Appropriations	-	-	-	-
161		A_B4400 Other Operating Revenue	-	-	-	-
162		A_B5000 Non Operating Revenues	-	-	-	-
163		A_B5100 Appropriations	-	-	-	-
164		A_B5300 Gifts	-	-	-	-
165		A_B5500 Investment Income	-	-	-	-
166		A_B5600 Other Non Operating Revenues	-	-	-	-
167		Total_Revenue Revenue	-	-	-	-
168		A_B6000 Salaries, Wages & Benefits	-	-	-	-
169		A_B6200 Services & Fees	-	-	-	-
170		A_B6300 Travel	-	-	-	-
171	FC_B45 Restr	A_B6400 Supplies	-	-	-	-
172	Govt Funds	A_B6450 Utilities	-	-	-	-
173		A_B6500 Repairs & Maintenance	-	-	-	-
174		A_B6550 Rentals & Leases	-	-	-	-
175		A_B6575 Interest Expense	-	-	-	-
176		A_B6600 Claims & Judgements	-	-	-	-
177		A_B6650 Other Expense	-	-	-	-
178		A_B6700 Subcontracts	-	-	-	-
179		A_B6900 Depreciation & Amortization	-	-	-	-
180		A_B7000 Capital Expense	-	-	-	-
181		A_B7200 Discontinued Operations	-	-	-	-
182		A_B7500 Other Non Operating Expenses	-	-	-	-
183		A_B7600 Internal Allocations & Sales	-	-	-	-
184		A_B7700 Funding Tranfers	-	-	-	-
185		Total_Expenses Expenses	-	-	-	-
186		Statement of Activities Net Result	-	-	-	-


	A	B	C	D	E	F	
1							
2	O_10101: Admissions						
3	Board of Trustees Report						
4	O_10101: Admissions						
5				FY18	FY19		
6	Fund Class - Source	Summary Level Natural Accounts	Budget	Actual through March	Budget	Variance FY18 Budget to FY19 Budget	
7	FC_105 Unrestricted Operating Class	A_B4000 Tuition & Educational Fees	-	-	-	-	
8		A_B4100 Sales of Goods & Services	-	-	-	-	
9		A_B4300 Grants & Contracts	-	-	-	-	
10		A_43501 Federal Appropriations	-	-	-	-	
11		A_B4400 Other Operating Revenue	-	200,500	(13,000)	(13,000)	
12		A_B5000 Non Operating Revenues	-	-	-	-	
13		A_B5100 Appropriations	-	-	-	-	
14		A_B5300 Gifts	-	-	-	-	
15		A_B5500 Investment Income	-	-	-	-	
16		A_B5600 Other Non Operating Revenues	-	-	-	-	
17			Total_Revenue Revenue	-	200,500	(13,000)	(13,000)
18			A_B6000 Salaries, Wages & Benefits	1,590,987	1,041,243	1,584,321	(6,666)
19			A_B6200 Services & Fees	390,800	143,198	119,000	(271,800)
20			A_B6300 Travel	120,000	114,568	140,000	20,000
21			A_B6400 Supplies	146,000	139,446	172,900	26,900
22			A_B6450 Utilities	1,900	987	1,400	(500)
23			A_B6500 Repairs & Maintenance	-	125	-	-
24			A_B6550 Rentals & Leases	9,000	5,301	9,500	500
25			A_B6575 Interest Expense	-	-	-	-
26			A_B6600 Claims & Judgements	-	-	-	-
27			A_B6650 Other Expense	40,000	70,988	136,725	96,725
28			A_B6700 Subcontracts	-	-	-	-
29			A_B6900 Depreciation & Amortization	-	-	-	-
30			A_B7000 Capital Expense	-	-	-	-
31			A_B7200 Discontinued Operations	-	-	-	-
32			A_B7500 Other Non Operating Expenses	-	-	-	-
33			A_B7600 Internal Allocations & Sales	(13,000)	154,784	94,000	107,000
34			A_B7700 Funding Tranfers	(100,000)	-	-	100,000
35			Total_Expenses Expenses	2,185,687	1,670,640	2,257,846	72,159
36			Statement of Activities Net Result	2,185,687	1,871,140	2,244,846	59,159
37		FC_B20 Designated Op	A_B4000 Tuition & Educational Fees	(140,688)	(92,990)	(442,840)	(302,152)
38			A_B4100 Sales of Goods & Services	-	-	-	-
39			A_B4300 Grants & Contracts	-	-	-	-
40			A_43501 Federal Appropriations	-	-	-	-
41			A_B4400 Other Operating Revenue	-	(76,123)	(212,000)	(212,000)
42			A_B5000 Non Operating Revenues	-	-	-	-
43	A_B5100 Appropriations		-	-	-	-	
44	A_B5300 Gifts		-	-	-	-	
45	A_B5500 Investment Income		-	-	-	-	
46	A_B5600 Other Non Operating Revenues		-	-	-	-	
47			Total_Revenue Revenue	(140,688)	(169,113)	(654,840)	(514,152)
48			A_B6000 Salaries, Wages & Benefits	40,688	-	54,844	14,157
49			A_B6200 Services & Fees	-	-	143,800	143,800
50			A_B6300 Travel	-	2,571	87,200	87,200
51			A_B6400 Supplies	-	51	27,100	27,100
52			A_B6450 Utilities	-	-	-	-
53			A_B6500 Repairs & Maintenance	-	-	-	-
54			A_B6550 Rentals & Leases	-	-	-	-
55			A_B6575 Interest Expense	-	-	-	-
56			A_B6600 Claims & Judgements	-	-	-	-
57			A_B6650 Other Expense	-	144	153,900	153,900
58			A_B6700 Subcontracts	-	-	-	-
59			A_B6900 Depreciation & Amortization	-	-	-	-
60			A_B7000 Capital Expense	-	-	-	-
61			A_B7200 Discontinued Operations	-	-	-	-
62			A_B7500 Other Non Operating Expenses	-	-	-	-
63			A_B7600 Internal Allocations & Sales	-	(12,939)	173,156	173,156
64			A_B7700 Funding Tranfers	100,000	-	-	(100,000)
65			Total_Expenses Expenses	140,688	(10,173)	640,000	499,313
66			Statement of Activities Net Result	-	(179,287)	(14,840)	(14,840)


	A	B	C	D	E	F
1						
2	O_10101: Admissions					
3	Board of Trustees Report					
4	O_10101: Admissions					
5			FY18		FY19	
6	Fund Class - Source	Summary Level Natural Accounts	Budget	Actual through March	Budget	Variance FY18 Budget to FY19 Budget
67		A_B4000 Tuition & Educational Fees	-	-	-	-
68		A_B4100 Sales of Goods & Services	-	-	-	-
69		A_B4300 Grants & Contracts	-	-	-	-
70		A_43501 Federal Appropriations	-	-	-	-
71		A_B4400 Other Operating Revenue	-	-	-	-
72		A_B5000 Non Operating Revenues	-	-	-	-
73		A_B5100 Appropriations	-	-	-	-
74		A_B5300 Gifts	-	-	-	-
75		A_B5500 Investment Income	-	-	-	-
76		A_B5600 Other Non Operating Revenues	-	-	-	-
77		Total_Revenue Revenue	-	-	-	-
78		A_B6000 Salaries, Wages & Benefits	-	-	-	-
79		A_B6200 Services & Fees	-	-	-	-
80		A_B6300 Travel	-	-	-	-
81	FC_B30 Restr	A_B6400 Supplies	-	-	-	-
82	Expendable Op	A_B6450 Utilities	-	-	-	-
83		A_B6500 Repairs & Maintenance	-	-	-	-
84		A_B6550 Rentals & Leases	-	-	-	-
85		A_B6575 Interest Expense	-	-	-	-
86		A_B6600 Claims & Judgements	-	-	-	-
87		A_B6650 Other Expense	-	-	-	-
88		A_B6700 Subcontracts	-	-	-	-
89		A_B6900 Depreciation & Amortization	-	-	-	-
90		A_B7000 Capital Expense	-	-	-	-
91		A_B7200 Discontinued Operations	-	-	-	-
92		A_B7500 Other Non Operating Expenses	-	-	-	-
93		A_B7600 Internal Allocations & Sales	-	-	-	-
94		A_B7700 Funding Tranfers	-	-	-	-
95		Total_Expenses Expenses	-	-	-	-
96		Statement of Activities Net Result	-	-	-	-
97		A_B4000 Tuition & Educational Fees	-	-	-	-
98		A_B4100 Sales of Goods & Services	-	-	-	-
99		A_B4300 Grants & Contracts	-	-	-	-
100		A_43501 Federal Appropriations	-	-	-	-
101		A_B4400 Other Operating Revenue	-	-	-	-
102		A_B5000 Non Operating Revenues	-	-	-	-
103		A_B5100 Appropriations	-	-	-	-
104		A_B5300 Gifts	-	-	-	-
105		A_B5500 Investment Income	-	-	-	-
106		A_B5600 Other Non Operating Revenues	-	-	-	-
107		Total_Revenue Revenue	-	-	-	-
108		A_B6000 Salaries, Wages & Benefits	-	-	-	-
109		A_B6200 Services & Fees	-	-	-	-
110		A_B6300 Travel	-	-	-	-
111	FC_B35 Restr	A_B6400 Supplies	-	-	-	-
112	Expendable	A_B6450 Utilities	-	-	-	-
113	Non Op	A_B6500 Repairs & Maintenance	-	-	-	-
114		A_B6550 Rentals & Leases	-	-	-	-
115		A_B6575 Interest Expense	-	-	-	-
116		A_B6600 Claims & Judgements	-	-	-	-
117		A_B6650 Other Expense	-	-	-	-
118		A_B6700 Subcontracts	-	-	-	-
119		A_B6900 Depreciation & Amortization	-	-	-	-
120		A_B7000 Capital Expense	-	-	-	-
121		A_B7200 Discontinued Operations	-	-	-	-
122		A_B7500 Other Non Operating Expenses	-	-	-	-
123		A_B7600 Internal Allocations & Sales	-	-	-	-
124		A_B7700 Funding Tranfers	-	-	-	-
125		Total_Expenses Expenses	-	-	-	-
126		Statement of Activities Net Result	-	-	-	-


	A	B	C	D	E	F
1						
2	O_10101: Admissions					
3	Board of Trustees Report					
4	O_10101: Admissions					
5			FY18		FY19	
6	Fund Class - Source	Summary Level Natural Accounts	Budget	Actual through March	Budget	Variance FY18 Budget to FY19 Budget
127		A_B4000 Tuition & Educational Fees	-	-	-	-
128		A_B4100 Sales of Goods & Services	-	-	-	-
129		A_B4300 Grants & Contracts	-	-	-	-
130		A_43501 Federal Appropriations	-	-	-	-
131		A_B4400 Other Operating Revenue	-	-	-	-
132		A_B5000 Non Operating Revenues	-	-	-	-
133		A_B5100 Appropriations	-	-	-	-
134		A_B5300 Gifts	-	-	-	-
135		A_B5500 Investment Income	-	-	-	-
136		A_B5600 Other Non Operating Revenues	-	-	-	-
137		Total_Revenue Revenue	-	-	-	-
138		A_B6000 Salaries, Wages & Benefits	-	-	-	-
139		A_B6200 Services & Fees	-	-	-	-
140		A_B6300 Travel	-	-	-	-
141	FC_B40 Restr	A_B6400 Supplies	-	-	-	-
142	Grants	A_B6450 Utilities	-	-	-	-
143		A_B6500 Repairs & Maintenance	-	-	-	-
144		A_B6550 Rentals & Leases	-	-	-	-
145		A_B6575 Interest Expense	-	-	-	-
146		A_B6600 Claims & Judgements	-	-	-	-
147		A_B6650 Other Expense	-	-	-	-
148		A_B6700 Subcontracts	-	-	-	-
149		A_B6900 Depreciation & Amortization	-	-	-	-
150		A_B7000 Capital Expense	-	-	-	-
151		A_B7200 Discontinued Operations	-	-	-	-
152		A_B7500 Other Non Operating Expenses	-	-	-	-
153		A_B7600 Internal Allocations & Sales	-	-	-	-
154		A_B7700 Funding Tranfers	-	-	-	-
155		Total_Expenses Expenses	-	-	-	-
156		Statement of Activities Net Result	-	-	-	-
157		A_B4000 Tuition & Educational Fees	-	-	-	-
158		A_B4100 Sales of Goods & Services	-	-	-	-
159		A_B4300 Grants & Contracts	-	-	-	-
160		A_43501 Federal Appropriations	-	-	-	-
161		A_B4400 Other Operating Revenue	-	-	-	-
162		A_B5000 Non Operating Revenues	-	-	-	-
163		A_B5100 Appropriations	-	-	-	-
164		A_B5300 Gifts	-	-	-	-
165		A_B5500 Investment Income	-	-	-	-
166		A_B5600 Other Non Operating Revenues	-	-	-	-
167		Total_Revenue Revenue	-	-	-	-
168		A_B6000 Salaries, Wages & Benefits	-	-	-	-
169		A_B6200 Services & Fees	-	-	-	-
170		A_B6300 Travel	-	-	-	-
171	FC_B45 Restr	A_B6400 Supplies	-	-	-	-
172	Govt Funds	A_B6450 Utilities	-	-	-	-
173		A_B6500 Repairs & Maintenance	-	-	-	-
174		A_B6550 Rentals & Leases	-	-	-	-
175		A_B6575 Interest Expense	-	-	-	-
176		A_B6600 Claims & Judgements	-	-	-	-
177		A_B6650 Other Expense	-	-	-	-
178		A_B6700 Subcontracts	-	-	-	-
179		A_B6900 Depreciation & Amortization	-	-	-	-
180		A_B7000 Capital Expense	-	-	-	-
181		A_B7200 Discontinued Operations	-	-	-	-
182		A_B7500 Other Non Operating Expenses	-	-	-	-
183		A_B7600 Internal Allocations & Sales	-	-	-	-
184		A_B7700 Funding Tranfers	-	-	-	-
185		Total_Expenses Expenses	-	-	-	-
186		Statement of Activities Net Result	-	-	-	-


	A	B	C	D	E	F	
1							
2	O_10102: Office of the Registrar						
3	Board of Trustees Report						
4	O_10102: Office of the Registrar						
5			FY18		FY19		
6	Fund Class - Source	Summary Level Natural Accounts	Budget	Actual through March	Budget	Variance FY18 Budget to FY19 Budget	
7	FC_105 Unrestricted Operating Class	A_B4000 Tuition & Educational Fees	-	-	-	-	
8		A_B4100 Sales of Goods & Services	-	-	-	-	
9		A_B4300 Grants & Contracts	-	-	-	-	
10		A_43501 Federal Appropriations	-	-	-	-	
11		A_B4400 Other Operating Revenue	-	-	-	-	
12		A_B5000 Non Operating Revenues	-	-	-	-	
13		A_B5100 Appropriations	-	-	-	-	
14		A_B5300 Gifts	-	-	-	-	
15		A_B5500 Investment Income	-	-	-	-	
16		A_B5600 Other Non Operating Revenues	-	-	-	-	
17			Total_Revenue Revenue	-	-	-	-
18			A_B6000 Salaries, Wages & Benefits	1,009,691	568,181	1,029,144	19,453
19			A_B6200 Services & Fees	13,600	4,552	5,000	(8,600)
20			A_B6300 Travel	6,000	2,341	6,000	-
21			A_B6400 Supplies	28,000	6,750	253,000	225,000
22			A_B6450 Utilities	-	-	-	-
23			A_B6500 Repairs & Maintenance	-	257	-	-
24			A_B6550 Rentals & Leases	-	-	-	-
25			A_B6575 Interest Expense	-	-	-	-
26			A_B6600 Claims & Judgements	-	-	-	-
27			A_B6650 Other Expense	4,500	5,088	4,500	-
28			A_B6700 Subcontracts	-	-	-	-
29			A_B6900 Depreciation & Amortization	-	-	-	-
30			A_B7000 Capital Expense	-	-	-	-
31			A_B7200 Discontinued Operations	-	-	-	-
32			A_B7500 Other Non Operating Expenses	-	-	-	-
33			A_B7600 Internal Allocations & Sales	-	10,785	8,600	8,600
34			A_B7700 Funding Tranfers	-	-	(225,000)	(225,000)
35			Total_Expenses Expenses	1,061,791	597,953	1,081,244	19,453
36			Statement of Activities Net Result	1,061,791	597,953	1,081,244	19,453
37		FC_B20 Designated Op	A_B4000 Tuition & Educational Fees	(35,500)	(24,144)	(47,500)	(12,000)
38			A_B4100 Sales of Goods & Services	-	-	-	-
39			A_B4300 Grants & Contracts	-	-	-	-
40			A_43501 Federal Appropriations	-	-	-	-
41			A_B4400 Other Operating Revenue	(2,000)	(2,077)	2,000	4,000
42			A_B5000 Non Operating Revenues	-	-	-	-
43	A_B5100 Appropriations		-	-	-	-	
44	A_B5300 Gifts		-	-	-	-	
45	A_B5500 Investment Income		-	-	-	-	
46	A_B5600 Other Non Operating Revenues		-	-	-	-	
47			Total_Revenue Revenue	(37,500)	(26,221)	(45,500)	(8,000)
48			A_B6000 Salaries, Wages & Benefits	-	-	9,841	9,841
49			A_B6200 Services & Fees	6,520	-	15,886	9,366
50			A_B6300 Travel	-	-	-	-
51			A_B6400 Supplies	-	-	-	-
52			A_B6450 Utilities	-	-	-	-
53			A_B6500 Repairs & Maintenance	-	-	-	-
54			A_B6550 Rentals & Leases	-	-	-	-
55			A_B6575 Interest Expense	-	-	-	-
56			A_B6600 Claims & Judgements	-	-	-	-
57			A_B6650 Other Expense	-	-	-	-
58			A_B6700 Subcontracts	-	-	-	-
59			A_B6900 Depreciation & Amortization	-	-	-	-
60			A_B7000 Capital Expense	-	-	-	-
61			A_B7200 Discontinued Operations	-	-	-	-
62			A_B7500 Other Non Operating Expenses	-	-	-	-
63			A_B7600 Internal Allocations & Sales	30,980	-	31,000	20
64			A_B7700 Funding Tranfers	-	-	-	-
65			Total_Expenses Expenses	37,500	-	56,727	19,227
66			Statement of Activities Net Result	-	(26,221)	11,227	11,227


	A	B	C	D	E	F
1						
2	O_10102: Office of the Registrar					
3	Board of Trustees Report					
4	O_10102: Office of the Registrar					
5			FY18		FY19	
6	Fund Class - Source	Summary Level Natural Accounts	Budget	Actual through March	Budget	Variance FY18 Budget to FY19 Budget
67		A_B4000 Tuition & Educational Fees	-	-	-	-
68		A_B4100 Sales of Goods & Services	-	-	-	-
69		A_B4300 Grants & Contracts	-	-	-	-
70		A_43501 Federal Appropriations	-	-	-	-
71		A_B4400 Other Operating Revenue	-	-	-	-
72		A_B5000 Non Operating Revenues	-	-	-	-
73		A_B5100 Appropriations	-	-	-	-
74		A_B5300 Gifts	-	-	-	-
75		A_B5500 Investment Income	-	-	-	-
76		A_B5600 Other Non Operating Revenues	-	-	-	-
77		Total_Revenue Revenue	-	-	-	-
78		A_B6000 Salaries, Wages & Benefits	-	-	-	-
79		A_B6200 Services & Fees	-	-	-	-
80		A_B6300 Travel	-	-	-	-
81	FC_B30 Restr	A_B6400 Supplies	-	-	-	-
82	Expendable Op	A_B6450 Utilities	-	-	-	-
83		A_B6500 Repairs & Maintenance	-	-	-	-
84		A_B6550 Rentals & Leases	-	-	-	-
85		A_B6575 Interest Expense	-	-	-	-
86		A_B6600 Claims & Judgements	-	-	-	-
87		A_B6650 Other Expense	-	-	-	-
88		A_B6700 Subcontracts	-	-	-	-
89		A_B6900 Depreciation & Amortization	-	-	-	-
90		A_B7000 Capital Expense	-	-	-	-
91		A_B7200 Discontinued Operations	-	-	-	-
92		A_B7500 Other Non Operating Expenses	-	-	-	-
93		A_B7600 Internal Allocations & Sales	-	-	-	-
94		A_B7700 Funding Tranfers	-	-	-	-
95		Total_Expenses Expenses	-	-	-	-
96		Statement of Activities Net Result	-	-	-	-
97		A_B4000 Tuition & Educational Fees	-	-	-	-
98		A_B4100 Sales of Goods & Services	-	-	-	-
99		A_B4300 Grants & Contracts	-	-	-	-
100		A_43501 Federal Appropriations	-	-	-	-
101		A_B4400 Other Operating Revenue	-	-	-	-
102		A_B5000 Non Operating Revenues	-	-	-	-
103		A_B5100 Appropriations	-	-	-	-
104		A_B5300 Gifts	-	-	-	-
105		A_B5500 Investment Income	-	-	-	-
106		A_B5600 Other Non Operating Revenues	-	-	-	-
107		Total_Revenue Revenue	-	-	-	-
108		A_B6000 Salaries, Wages & Benefits	-	-	-	-
109		A_B6200 Services & Fees	-	-	-	-
110		A_B6300 Travel	-	-	-	-
111	FC_B35 Restr	A_B6400 Supplies	-	-	-	-
112	Expendable Non Op	A_B6450 Utilities	-	-	-	-
113		A_B6500 Repairs & Maintenance	-	-	-	-
114		A_B6550 Rentals & Leases	-	-	-	-
115		A_B6575 Interest Expense	-	-	-	-
116		A_B6600 Claims & Judgements	-	-	-	-
117		A_B6650 Other Expense	-	-	-	-
118		A_B6700 Subcontracts	-	-	-	-
119		A_B6900 Depreciation & Amortization	-	-	-	-
120		A_B7000 Capital Expense	-	-	-	-
121		A_B7200 Discontinued Operations	-	-	-	-
122		A_B7500 Other Non Operating Expenses	-	-	-	-
123		A_B7600 Internal Allocations & Sales	-	-	-	-
124		A_B7700 Funding Tranfers	-	-	-	-
125		Total_Expenses Expenses	-	-	-	-
126		Statement of Activities Net Result	-	-	-	-

	A	B	C	D	E	F
1						
2	O_10102: Office of the Registrar					
3	Board of Trustees Report					
4	O_10102: Office of the Registrar					
5			FY18		FY19	
6	Fund Class - Source	Summary Level Natural Accounts	Budget	Actual through March	Budget	Variance FY18 Budget to FY19 Budget
127		A_B4000 Tuition & Educational Fees	-	-	-	-
128		A_B4100 Sales of Goods & Services	-	-	-	-
129		A_B4300 Grants & Contracts	-	-	-	-
130		A_43501 Federal Appropriations	-	-	-	-
131		A_B4400 Other Operating Revenue	-	-	-	-
132		A_B5000 Non Operating Revenues	-	-	-	-
133		A_B5100 Appropriations	-	-	-	-
134		A_B5300 Gifts	-	-	-	-
135		A_B5500 Investment Income	-	-	-	-
136		A_B5600 Other Non Operating Revenues	-	-	-	-
137		Total_Revenue Revenue	-	-	-	-
138		A_B6000 Salaries, Wages & Benefits	-	-	-	-
139		A_B6200 Services & Fees	-	-	-	-
140		A_B6300 Travel	-	-	-	-
141	FC_B40 Restr	A_B6400 Supplies	-	-	-	-
142	Grants	A_B6450 Utilities	-	-	-	-
143		A_B6500 Repairs & Maintenance	-	-	-	-
144		A_B6550 Rentals & Leases	-	-	-	-
145		A_B6575 Interest Expense	-	-	-	-
146		A_B6600 Claims & Judgements	-	-	-	-
147		A_B6650 Other Expense	-	-	-	-
148		A_B6700 Subcontracts	-	-	-	-
149		A_B6900 Depreciation & Amortization	-	-	-	-
150		A_B7000 Capital Expense	-	-	-	-
151		A_B7200 Discontinued Operations	-	-	-	-
152		A_B7500 Other Non Operating Expenses	-	-	-	-
153		A_B7600 Internal Allocations & Sales	-	-	-	-
154		A_B7700 Funding Tranfers	-	-	-	-
155		Total_Expenses Expenses	-	-	-	-
156		Statement of Activities Net Result	-	-	-	-
157		A_B4000 Tuition & Educational Fees	-	-	-	-
158		A_B4100 Sales of Goods & Services	-	-	-	-
159		A_B4300 Grants & Contracts	-	-	-	-
160		A_43501 Federal Appropriations	-	-	-	-
161		A_B4400 Other Operating Revenue	-	-	-	-
162		A_B5000 Non Operating Revenues	-	-	-	-
163		A_B5100 Appropriations	-	-	-	-
164		A_B5300 Gifts	-	-	-	-
165		A_B5500 Investment Income	-	-	-	-
166		A_B5600 Other Non Operating Revenues	-	-	-	-
167		Total_Revenue Revenue	-	-	-	-
168		A_B6000 Salaries, Wages & Benefits	-	-	-	-
169		A_B6200 Services & Fees	-	-	-	-
170		A_B6300 Travel	-	-	-	-
171	FC_B45 Restr	A_B6400 Supplies	-	-	-	-
172	Govt Funds	A_B6450 Utilities	-	-	-	-
173		A_B6500 Repairs & Maintenance	-	-	-	-
174		A_B6550 Rentals & Leases	-	-	-	-
175		A_B6575 Interest Expense	-	-	-	-
176		A_B6600 Claims & Judgements	-	-	-	-
177		A_B6650 Other Expense	-	-	-	-
178		A_B6700 Subcontracts	-	-	-	-
179		A_B6900 Depreciation & Amortization	-	-	-	-
180		A_B7000 Capital Expense	-	-	-	-
181		A_B7200 Discontinued Operations	-	-	-	-
182		A_B7500 Other Non Operating Expenses	-	-	-	-
183		A_B7600 Internal Allocations & Sales	-	-	-	-
184		A_B7700 Funding Tranfers	-	-	-	-
185		Total_Expenses Expenses	-	-	-	-
186		Statement of Activities Net Result	-	-	-	-


	A	B	C	D	E	F	
1							
2	O_10103: Scholarships & Financial Aid						
3	Board of Trustees Report						
4	O_10103: Scholarships & Financial Aid						
5			FY18		FY19		
6	Fund Class - Source	Summary Level Natural Accounts	Budget	Actual through March	Budget	Variance FY18 Budget to FY19 Budget	
7	FC_105 Unrestricted Operating Class	A_B4000 Tuition & Educational Fees	9,752,558	9,523,291	9,265,000	(487,558)	
8		A_B4100 Sales of Goods & Services	-	-	-	-	
9		A_B4300 Grants & Contracts	-	-	-	-	
10		A_43501 Federal Appropriations	-	-	-	-	
11		A_B4400 Other Operating Revenue	(15,000)	-	(15,000)	-	
12		A_B5000 Non Operating Revenues	-	-	-	-	
13		A_B5100 Appropriations	-	-	-	-	
14		A_B5300 Gifts	-	-	-	-	
15		A_B5500 Investment Income	-	-	-	-	
16		A_B5600 Other Non Operating Revenues	-	-	-	-	
17			Total_Revenue Revenue	9,737,558	9,523,291	9,250,000	(487,558)
18			A_B6000 Salaries, Wages & Benefits	1,441,599	970,656	1,617,466	175,867
19			A_B6200 Services & Fees	12,900	40	1,464	(11,436)
20			A_B6300 Travel	6,000	9,638	7,000	1,000
21			A_B6400 Supplies	26,214	1,320	21,950	(4,264)
22			A_B6450 Utilities	-	-	-	-
23			A_B6500 Repairs & Maintenance	-	-	-	-
24			A_B6550 Rentals & Leases	-	65	-	-
25			A_B6575 Interest Expense	-	-	-	-
26			A_B6600 Claims & Judgements	-	-	-	-
27			A_B6650 Other Expense	33,000	5,782	35,700	2,700
28			A_B6700 Subcontracts	-	-	-	-
29			A_B6900 Depreciation & Amortization	-	-	-	-
30			A_B7000 Capital Expense	-	-	-	-
31			A_B7200 Discontinued Operations	-	-	-	-
32			A_B7500 Other Non Operating Expenses	-	-	-	-
33			A_B7600 Internal Allocations & Sales	-	11,375	12,000	12,000
34			A_B7700 Funding Tranfers	(250)	-	-	250
35			Total_Expenses Expenses	1,519,463	998,876	1,695,580	176,117
36			Statement of Activities Net Result	11,257,021	10,522,167	10,945,580	(311,441)
37		FC_B20 Designated Op	A_B4000 Tuition & Educational Fees	-	255,772	139,313	139,313
38			A_B4100 Sales of Goods & Services	-	-	-	-
39			A_B4300 Grants & Contracts	-	-	-	-
40			A_43501 Federal Appropriations	-	-	-	-
41			A_B4400 Other Operating Revenue	(4,284)	-	(143,597)	(139,313)
42			A_B5000 Non Operating Revenues	-	-	-	-
43	A_B5100 Appropriations		-	(275,131)	-	-	
44	A_B5300 Gifts		-	-	-	-	
45	A_B5500 Investment Income		-	-	-	-	
46	A_B5600 Other Non Operating Revenues		-	-	-	-	
47			Total_Revenue Revenue	(4,284)	(19,359)	(4,284)	-
48			A_B6000 Salaries, Wages & Benefits	27,125	25,306	41,550	14,425
49			A_B6200 Services & Fees	-	-	-	-
50			A_B6300 Travel	1,500	1,500	2,250	750
51			A_B6400 Supplies	2,100	-	1,050	(1,050)
52			A_B6450 Utilities	-	-	-	-
53			A_B6500 Repairs & Maintenance	-	-	-	-
54			A_B6550 Rentals & Leases	-	-	-	-
55			A_B6575 Interest Expense	-	-	-	-
56			A_B6600 Claims & Judgements	-	-	-	-
57			A_B6650 Other Expense	250	-	250	-
58			A_B6700 Subcontracts	-	961	961	961
59			A_B6900 Depreciation & Amortization	-	-	-	-
60			A_B7000 Capital Expense	-	-	-	-
61			A_B7200 Discontinued Operations	-	-	-	-
62			A_B7500 Other Non Operating Expenses	-	-	-	-
63			A_B7600 Internal Allocations & Sales	-	-	-	-
64			A_B7700 Funding Tranfers	(26,691)	-	-	26,691
65			Total_Expenses Expenses	4,284	27,767	46,061	41,777
66			Statement of Activities Net Result	-	8,409	41,777	41,777


	A	B	C	D	E	F
1						
2	O_10103: Scholarships & Financial Aid					
3	Board of Trustees Report					
4	O_10103: Scholarships & Financial Aid					
5				FY18	FY19	
6	Fund Class - Source	Summary Level Natural Accounts	Budget	Actual through March	Budget	Variance FY18 Budget to FY19 Budget
67		A_B4000 Tuition & Educational Fees	-	16,741,099	18,628,746	18,628,746
68		A_B4100 Sales of Goods & Services	-	-	-	-
69		A_B4300 Grants & Contracts	-	-	-	-
70		A_43501 Federal Appropriations	-	-	-	-
71		A_B4400 Other Operating Revenue	-	-	-	-
72		A_B5000 Non Operating Revenues	-	-	-	-
73		A_B5100 Appropriations	-	(7,483,458)	(11,827,012)	(11,827,012)
74		A_B5300 Gifts	-	(4,442,418)	(6,825,734)	(6,825,734)
75		A_B5500 Investment Income	-	-	-	-
76		A_B5600 Other Non Operating Revenues	-	-	-	-
77		Total_Revenue Revenue	-	4,815,223	(24,000)	(24,000)
78		A_B6000 Salaries, Wages & Benefits	-	19,728	-	-
79		A_B6200 Services & Fees	-	(143)	10,000	10,000
80		A_B6300 Travel	-	-	10,000	10,000
81	FC_B30 Restr	A_B6400 Supplies	-	(90)	4,000	4,000
82	Expendable Op	A_B6450 Utilities	-	-	-	-
83		A_B6500 Repairs & Maintenance	-	-	-	-
84		A_B6550 Rentals & Leases	-	-	-	-
85		A_B6575 Interest Expense	-	-	-	-
86		A_B6600 Claims & Judgements	-	-	-	-
87		A_B6650 Other Expense	-	(117)	-	-
88		A_B6700 Subcontracts	-	-	-	-
89		A_B6900 Depreciation & Amortization	-	-	-	-
90		A_B7000 Capital Expense	-	-	-	-
91		A_B7200 Discontinued Operations	-	-	-	-
92		A_B7500 Other Non Operating Expenses	-	-	-	-
93		A_B7600 Internal Allocations & Sales	-	(2,000)	-	-
94		A_B7700 Funding Tranfers	-	-	-	-
95		Total_Expenses Expenses	-	17,379	24,000	24,000
96		Statement of Activities Net Result	-	4,832,601	-	-
97		A_B4000 Tuition & Educational Fees	-	-	-	-
98		A_B4100 Sales of Goods & Services	-	-	-	-
99		A_B4300 Grants & Contracts	-	-	-	-
100		A_43501 Federal Appropriations	-	-	-	-
101		A_B4400 Other Operating Revenue	-	-	-	-
102		A_B5000 Non Operating Revenues	-	-	-	-
103		A_B5100 Appropriations	-	-	-	-
104		A_B5300 Gifts	-	-	-	-
105		A_B5500 Investment Income	-	-	-	-
106		A_B5600 Other Non Operating Revenues	-	-	-	-
107		Total_Revenue Revenue	-	-	-	-
108		A_B6000 Salaries, Wages & Benefits	-	-	-	-
109		A_B6200 Services & Fees	-	-	-	-
110		A_B6300 Travel	-	-	-	-
111	FC_B35 Restr	A_B6400 Supplies	-	-	-	-
112	Expendable Non Op	A_B6450 Utilities	-	-	-	-
113		A_B6500 Repairs & Maintenance	-	-	-	-
114		A_B6550 Rentals & Leases	-	-	-	-
115		A_B6575 Interest Expense	-	-	-	-
116		A_B6600 Claims & Judgements	-	-	-	-
117		A_B6650 Other Expense	-	-	-	-
118		A_B6700 Subcontracts	-	-	-	-
119		A_B6900 Depreciation & Amortization	-	-	-	-
120		A_B7000 Capital Expense	-	-	-	-
121		A_B7200 Discontinued Operations	-	-	-	-
122		A_B7500 Other Non Operating Expenses	-	-	-	-
123		A_B7600 Internal Allocations & Sales	-	-	-	-
124		A_B7700 Funding Tranfers	-	-	-	-
125		Total_Expenses Expenses	-	-	-	-
126		Statement of Activities Net Result	-	-	-	-

	A	B	C	D	E	F	
1							
2	O_10103: Scholarships & Financial Aid						
3	Board of Trustees Report						
4	O_10103: Scholarships & Financial Aid						
5			FY18		FY19		
6	Fund Class - Source	Summary Level Natural Accounts	Budget	Actual through March	Budget	Variance FY18 Budget to FY19 Budget	
127	FC_B40 Restr Grants	A_B4000 Tuition & Educational Fees	-	-	22,402,223	22,402,223	
128		A_B4100 Sales of Goods & Services	-	-	-	-	
129		A_B4300 Grants & Contracts	-	(47,745,039)	(66,126,017)	(66,126,017)	
130		A_43501 Federal Appropriations	-	-	-	-	
131		A_B4400 Other Operating Revenue	-	-	-	-	
132		A_B5000 Non Operating Revenues	-	-	-	-	
133		A_B5100 Appropriations	-	-	-	-	
134		A_B5300 Gifts	-	-	-	-	
135		A_B5500 Investment Income	-	-	-	-	
136		A_B5600 Other Non Operating Revenues	-	-	6,975,991	6,975,991	
137		Total_Revenue Revenue	-	(47,745,039)	(36,747,802)	(36,747,802)	
138		A_B6000 Salaries, Wages & Benefits	-	379,115	4,699,999	4,699,999	
139		A_B6200 Services & Fees	-	-	3,262,914	3,262,914	
140		A_B6300 Travel	-	-	1,864,522	1,864,522	
141		A_B6400 Supplies	-	-	4,661,306	4,661,306	
142		A_B6450 Utilities	-	-	-	-	
143		A_B6500 Repairs & Maintenance	-	-	-	-	
144		A_B6550 Rentals & Leases	-	-	3,262,914	3,262,914	
145		A_B6575 Interest Expense	-	-	-	-	
146		A_B6600 Claims & Judgements	-	-	-	-	
147		A_B6650 Other Expense	-	48,275,472	-	-	
148		A_B6700 Subcontracts	-	-	-	-	
149		A_B6900 Depreciation & Amortization	-	-	-	-	
150		A_B7000 Capital Expense	-	-	-	-	
151		A_B7200 Discontinued Operations	-	-	-	-	
152		A_B7500 Other Non Operating Expenses	-	-	-	-	
153		A_B7600 Internal Allocations & Sales	-	-	-	-	
154		A_B7700 Funding Tranfers	-	-	-	-	
155		Total_Expenses Expenses	-	48,654,587	17,751,656	17,751,656	
156		Statement of Activities Net Result	-	909,548	(18,996,146)	(18,996,146)	
157		FC_B45 Restr Govt Funds	A_B4000 Tuition & Educational Fees	-	-	-	-
158			A_B4100 Sales of Goods & Services	-	-	-	-
159	A_B4300 Grants & Contracts		-	-	-	-	
160	A_43501 Federal Appropriations		-	-	-	-	
161	A_B4400 Other Operating Revenue		-	-	-	-	
162	A_B5000 Non Operating Revenues		-	-	-	-	
163	A_B5100 Appropriations		-	-	-	-	
164	A_B5300 Gifts		-	-	-	-	
165	A_B5500 Investment Income		-	-	-	-	
166	A_B5600 Other Non Operating Revenues		-	-	-	-	
167	Total_Revenue Revenue		-	-	-	-	
168	A_B6000 Salaries, Wages & Benefits		-	-	-	-	
169	A_B6200 Services & Fees		-	-	-	-	
170	A_B6300 Travel		-	-	-	-	
171	A_B6400 Supplies		-	-	-	-	
172	A_B6450 Utilities		-	-	-	-	
173	A_B6500 Repairs & Maintenance		-	-	-	-	
174	A_B6550 Rentals & Leases		-	-	-	-	
175	A_B6575 Interest Expense		-	-	-	-	
176	A_B6600 Claims & Judgements		-	-	-	-	
177	A_B6650 Other Expense		-	-	-	-	
178	A_B6700 Subcontracts		-	-	-	-	
179	A_B6900 Depreciation & Amortization		-	-	-	-	
180	A_B7000 Capital Expense		-	-	-	-	
181	A_B7200 Discontinued Operations		-	-	-	-	
182	A_B7500 Other Non Operating Expenses		-	-	-	-	
183	A_B7600 Internal Allocations & Sales		-	-	-	-	
184	A_B7700 Funding Tranfers		-	-	-	-	
185	Total_Expenses Expenses		-	-	-	-	
186	Statement of Activities Net Result		-	-	-	-	


	A	B	C	D	E	F	
1							
2	O_10104: AVP of Enrollment Management						
3	Board of Trustees Report						
4	O_10104: AVP of Enrollment Management						
5			FY18		FY19		
6	Fund Class - Source	Summary Level Natural Accounts	Budget	Actual through March	Budget	Variance FY18 Budget to FY19 Budget	
7	FC_105 Unrestricted Operating Class	A_B4000 Tuition & Educational Fees	-	-	-	-	
8		A_B4100 Sales of Goods & Services	-	-	-	-	
9		A_B4300 Grants & Contracts	-	-	-	-	
10		A_43501 Federal Appropriations	-	-	-	-	
11		A_B4400 Other Operating Revenue	-	-	-	-	
12		A_B5000 Non Operating Revenues	-	-	-	-	
13		A_B5100 Appropriations	-	-	-	-	
14		A_B5300 Gifts	-	-	-	-	
15		A_B5500 Investment Income	-	-	-	-	
16		A_B5600 Other Non Operating Revenues	-	-	-	-	
17			Total Revenue Revenue	-	-	-	-
18			A_B6000 Salaries, Wages & Benefits	-	-	211,962	211,962
19			A_B6200 Services & Fees	-	-	-	-
20			A_B6300 Travel	-	-	-	-
21			A_B6400 Supplies	-	-	-	-
22			A_B6450 Utilities	-	-	-	-
23			A_B6500 Repairs & Maintenance	-	-	-	-
24			A_B6550 Rentals & Leases	-	-	-	-
25			A_B6575 Interest Expense	-	-	-	-
26			A_B6600 Claims & Judgements	-	-	-	-
27			A_B6650 Other Expense	-	-	-	-
28			A_B6700 Subcontracts	-	-	-	-
29			A_B6900 Depreciation & Amortization	-	-	-	-
30			A_B7000 Capital Expense	-	-	-	-
31			A_B7200 Discontinued Operations	-	-	-	-
32			A_B7500 Other Non Operating Expenses	-	-	-	-
33			A_B7600 Internal Allocations & Sales	-	-	-	-
34			A_B7700 Funding Tranfers	-	-	-	-
35			Total Expenses Expenses	-	-	211,962	211,962
36			Statement of Activities Net Result	-	-	211,962	211,962
37		FC_B20 Designated Op	A_B4000 Tuition & Educational Fees	-	-	-	-
38			A_B4100 Sales of Goods & Services	-	-	-	-
39			A_B4300 Grants & Contracts	-	-	-	-
40			A_43501 Federal Appropriations	-	-	-	-
41			A_B4400 Other Operating Revenue	-	-	-	-
42			A_B5000 Non Operating Revenues	-	-	-	-
43	A_B5100 Appropriations		-	-	-	-	
44	A_B5300 Gifts		-	-	-	-	
45	A_B5500 Investment Income		-	-	-	-	
46	A_B5600 Other Non Operating Revenues		-	-	-	-	
47			Total Revenue Revenue	-	-	-	-
48			A_B6000 Salaries, Wages & Benefits	-	-	211,966	211,966
49			A_B6200 Services & Fees	-	-	-	-
50			A_B6300 Travel	-	-	-	-
51			A_B6400 Supplies	-	-	-	-
52			A_B6450 Utilities	-	-	-	-
53			A_B6500 Repairs & Maintenance	-	-	-	-
54			A_B6550 Rentals & Leases	-	-	-	-
55			A_B6575 Interest Expense	-	-	-	-
56			A_B6600 Claims & Judgements	-	-	-	-
57			A_B6650 Other Expense	-	-	-	-
58			A_B6700 Subcontracts	-	-	-	-
59			A_B6900 Depreciation & Amortization	-	-	-	-
60			A_B7000 Capital Expense	-	-	-	-
61			A_B7200 Discontinued Operations	-	-	-	-
62			A_B7500 Other Non Operating Expenses	-	-	-	-
63			A_B7600 Internal Allocations & Sales	-	-	-	-
64			A_B7700 Funding Tranfers	-	-	-	-
65			Total Expenses Expenses	-	-	211,966	211,966
66			Statement of Activities Net Result	-	-	211,966	211,966


	A	B	C	D	E	F
1						
2	O_10104: AVP of Enrollment Management					
3	Board of Trustees Report					
4	O_10104: AVP of Enrollment Management					
5			FY18		FY19	
6	Fund Class - Source	Summary Level Natural Accounts	Budget	Actual through March	Budget	Variance FY18 Budget to FY19 Budget
67		A_B4000 Tuition & Educational Fees	-	-	-	-
68		A_B4100 Sales of Goods & Services	-	-	-	-
69		A_B4300 Grants & Contracts	-	-	-	-
70		A_43501 Federal Appropriations	-	-	-	-
71		A_B4400 Other Operating Revenue	-	-	-	-
72		A_B5000 Non Operating Revenues	-	-	-	-
73		A_B5100 Appropriations	-	-	-	-
74		A_B5300 Gifts	-	-	-	-
75		A_B5500 Investment Income	-	-	-	-
76		A_B5600 Other Non Operating Revenues	-	-	-	-
77		Total_Revenue Revenue	-	-	-	-
78		A_B6000 Salaries, Wages & Benefits	-	-	-	-
79		A_B6200 Services & Fees	-	-	-	-
80		A_B6300 Travel	-	-	-	-
81	FC_B30 Restr	A_B6400 Supplies	-	-	-	-
82	Expendable Op	A_B6450 Utilities	-	-	-	-
83		A_B6500 Repairs & Maintenance	-	-	-	-
84		A_B6550 Rentals & Leases	-	-	-	-
85		A_B6575 Interest Expense	-	-	-	-
86		A_B6600 Claims & Judgements	-	-	-	-
87		A_B6650 Other Expense	-	-	-	-
88		A_B6700 Subcontracts	-	-	-	-
89		A_B6900 Depreciation & Amortization	-	-	-	-
90		A_B7000 Capital Expense	-	-	-	-
91		A_B7200 Discontinued Operations	-	-	-	-
92		A_B7500 Other Non Operating Expenses	-	-	-	-
93		A_B7600 Internal Allocations & Sales	-	-	-	-
94		A_B7700 Funding Tranfers	-	-	-	-
95		Total_Expenses Expenses	-	-	-	-
96		Statement of Activities Net Result	-	-	-	-
97		A_B4000 Tuition & Educational Fees	-	-	-	-
98		A_B4100 Sales of Goods & Services	-	-	-	-
99		A_B4300 Grants & Contracts	-	-	-	-
100		A_43501 Federal Appropriations	-	-	-	-
101		A_B4400 Other Operating Revenue	-	-	-	-
102		A_B5000 Non Operating Revenues	-	-	-	-
103		A_B5100 Appropriations	-	-	-	-
104		A_B5300 Gifts	-	-	-	-
105		A_B5500 Investment Income	-	-	-	-
106		A_B5600 Other Non Operating Revenues	-	-	-	-
107		Total_Revenue Revenue	-	-	-	-
108		A_B6000 Salaries, Wages & Benefits	-	-	-	-
109		A_B6200 Services & Fees	-	-	-	-
110		A_B6300 Travel	-	-	-	-
111	FC_B35 Restr	A_B6400 Supplies	-	-	-	-
112	Expendable Non Op	A_B6450 Utilities	-	-	-	-
113		A_B6500 Repairs & Maintenance	-	-	-	-
114		A_B6550 Rentals & Leases	-	-	-	-
115		A_B6575 Interest Expense	-	-	-	-
116		A_B6600 Claims & Judgements	-	-	-	-
117		A_B6650 Other Expense	-	-	-	-
118		A_B6700 Subcontracts	-	-	-	-
119		A_B6900 Depreciation & Amortization	-	-	-	-
120		A_B7000 Capital Expense	-	-	-	-
121		A_B7200 Discontinued Operations	-	-	-	-
122		A_B7500 Other Non Operating Expenses	-	-	-	-
123		A_B7600 Internal Allocations & Sales	-	-	-	-
124		A_B7700 Funding Tranfers	-	-	-	-
125		Total_Expenses Expenses	-	-	-	-
126		Statement of Activities Net Result	-	-	-	-


	A	B	C	D	E	F	
1							
2	O_10104: AVP of Enrollment Management						
3	Board of Trustees Report						
4	O_10104: AVP of Enrollment Management						
5				FY18	FY19		
6	Fund Class - Source	Summary Level Natural Accounts	Budget	Actual through March	Budget	Variance FY18 Budget to FY19 Budget	
127	FC_B40 Restr Grants	A_B4000 Tuition & Educational Fees	-	-	-	-	
128		A_B4100 Sales of Goods & Services	-	-	-	-	
129		A_B4300 Grants & Contracts	-	-	-	-	
130		A_43501 Federal Appropriations	-	-	-	-	
131		A_B4400 Other Operating Revenue	-	-	-	-	
132		A_B5000 Non Operating Revenues	-	-	-	-	
133		A_B5100 Appropriations	-	-	-	-	
134		A_B5300 Gifts	-	-	-	-	
135		A_B5500 Investment Income	-	-	-	-	
136		A_B5600 Other Non Operating Revenues	-	-	-	-	
137			Total_Revenue Revenue	-	-	-	-
138			A_B6000 Salaries, Wages & Benefits	-	-	-	-
139			A_B6200 Services & Fees	-	-	-	-
140			A_B6300 Travel	-	-	-	-
141			A_B6400 Supplies	-	-	-	-
142			A_B6450 Utilities	-	-	-	-
143			A_B6500 Repairs & Maintenance	-	-	-	-
144			A_B6550 Rentals & Leases	-	-	-	-
145			A_B6575 Interest Expense	-	-	-	-
146			A_B6600 Claims & Judgements	-	-	-	-
147			A_B6650 Other Expense	-	-	-	-
148			A_B6700 Subcontracts	-	-	-	-
149			A_B6900 Depreciation & Amortization	-	-	-	-
150			A_B7000 Capital Expense	-	-	-	-
151			A_B7200 Discontinued Operations	-	-	-	-
152			A_B7500 Other Non Operating Expenses	-	-	-	-
153			A_B7600 Internal Allocations & Sales	-	-	-	-
154			A_B7700 Funding Tranfers	-	-	-	-
155			Total_Expenses Expenses	-	-	-	-
156			Statement of Activities Net Result	-	-	-	-
157		FC_B45 Restr Govt Funds	A_B4000 Tuition & Educational Fees	-	-	-	-
158			A_B4100 Sales of Goods & Services	-	-	-	-
159			A_B4300 Grants & Contracts	-	-	-	-
160	A_43501 Federal Appropriations		-	-	-	-	
161	A_B4400 Other Operating Revenue		-	-	-	-	
162	A_B5000 Non Operating Revenues		-	-	-	-	
163	A_B5100 Appropriations		-	-	-	-	
164	A_B5300 Gifts		-	-	-	-	
165	A_B5500 Investment Income		-	-	-	-	
166	A_B5600 Other Non Operating Revenues		-	-	-	-	
167			Total_Revenue Revenue	-	-	-	-
168			A_B6000 Salaries, Wages & Benefits	-	-	-	-
169			A_B6200 Services & Fees	-	-	-	-
170			A_B6300 Travel	-	-	-	-
171			A_B6400 Supplies	-	-	-	-
172			A_B6450 Utilities	-	-	-	-
173			A_B6500 Repairs & Maintenance	-	-	-	-
174			A_B6550 Rentals & Leases	-	-	-	-
175			A_B6575 Interest Expense	-	-	-	-
176			A_B6600 Claims & Judgements	-	-	-	-
177			A_B6650 Other Expense	-	-	-	-
178			A_B6700 Subcontracts	-	-	-	-
179			A_B6900 Depreciation & Amortization	-	-	-	-
180			A_B7000 Capital Expense	-	-	-	-
181			A_B7200 Discontinued Operations	-	-	-	-
182			A_B7500 Other Non Operating Expenses	-	-	-	-
183			A_B7600 Internal Allocations & Sales	-	-	-	-
184			A_B7700 Funding Tranfers	-	-	-	-
185			Total_Expenses Expenses	-	-	-	-
186			Statement of Activities Net Result	-	-	-	-


	A	B	C	D	E	F	
1							
2	O_10105: Transfer Relations						
3	Board of Trustees Report						
4	O_10105: Transfer Relations						
5			FY18		FY19		
6	Fund Class - Source	Summary Level Natural Accounts	Budget	Actual through March	Budget	Variance FY18 Budget to FY19 Budget	
7	FC_105 Unrestricted Operating Class	A_B4000 Tuition & Educational Fees	-	-	-	-	
8		A_B4100 Sales of Goods & Services	-	-	-	-	
9		A_B4300 Grants & Contracts	-	-	-	-	
10		A_43501 Federal Appropriations	-	-	-	-	
11		A_B4400 Other Operating Revenue	-	-	-	-	
12		A_B5000 Non Operating Revenues	-	-	-	-	
13		A_B5100 Appropriations	-	-	-	-	
14		A_B5300 Gifts	-	-	-	-	
15		A_B5500 Investment Income	-	-	-	-	
16		A_B5600 Other Non Operating Revenues	-	-	-	-	
17			Total_Revenue Revenue	-	-	-	-
18			A_B6000 Salaries, Wages & Benefits	-	-	303,739	303,739
19			A_B6200 Services & Fees	-	-	-	-
20			A_B6300 Travel	-	-	-	-
21			A_B6400 Supplies	-	-	-	-
22			A_B6450 Utilities	-	-	-	-
23			A_B6500 Repairs & Maintenance	-	-	-	-
24			A_B6550 Rentals & Leases	-	-	-	-
25			A_B6575 Interest Expense	-	-	-	-
26			A_B6600 Claims & Judgements	-	-	-	-
27			A_B6650 Other Expense	-	-	-	-
28			A_B6700 Subcontracts	-	-	-	-
29			A_B6900 Depreciation & Amortization	-	-	-	-
30			A_B7000 Capital Expense	-	-	-	-
31			A_B7200 Discontinued Operations	-	-	-	-
32			A_B7500 Other Non Operating Expenses	-	-	-	-
33			A_B7600 Internal Allocations & Sales	-	-	-	-
34			A_B7700 Funding Tranfers	-	-	-	-
35			Total_Expenses Expenses	-	-	303,739	303,739
36			Statement of Activities Net Result	-	-	303,739	303,739
37		FC_B20 Designated Op	A_B4000 Tuition & Educational Fees	-	-	-	-
38			A_B4100 Sales of Goods & Services	-	-	-	-
39			A_B4300 Grants & Contracts	-	-	-	-
40			A_43501 Federal Appropriations	-	-	-	-
41			A_B4400 Other Operating Revenue	-	-	-	-
42			A_B5000 Non Operating Revenues	-	-	-	-
43	A_B5100 Appropriations		-	-	-	-	
44	A_B5300 Gifts		-	-	-	-	
45	A_B5500 Investment Income		-	-	-	-	
46	A_B5600 Other Non Operating Revenues		-	-	-	-	
47			Total_Revenue Revenue	-	-	-	-
48			A_B6000 Salaries, Wages & Benefits	-	-	-	-
49			A_B6200 Services & Fees	-	-	-	-
50			A_B6300 Travel	-	-	-	-
51			A_B6400 Supplies	-	-	-	-
52			A_B6450 Utilities	-	-	-	-
53			A_B6500 Repairs & Maintenance	-	-	-	-
54			A_B6550 Rentals & Leases	-	-	-	-
55			A_B6575 Interest Expense	-	-	-	-
56			A_B6600 Claims & Judgements	-	-	-	-
57			A_B6650 Other Expense	-	-	-	-
58			A_B6700 Subcontracts	-	-	-	-
59			A_B6900 Depreciation & Amortization	-	-	-	-
60			A_B7000 Capital Expense	-	-	-	-
61			A_B7200 Discontinued Operations	-	-	-	-
62			A_B7500 Other Non Operating Expenses	-	-	-	-
63			A_B7600 Internal Allocations & Sales	-	-	-	-
64			A_B7700 Funding Tranfers	-	-	-	-
65			Total_Expenses Expenses	-	-	-	-
66			Statement of Activities Net Result	-	-	-	-


	A	B	C	D	E	F
1						
2	O_10105: Transfer Relations					
3	Board of Trustees Report					
4	O_10105: Transfer Relations					
5			FY18		FY19	
6	Fund Class - Source	Summary Level Natural Accounts	Budget	Actual through March	Budget	Variance FY18 Budget to FY19 Budget
67		A_B4000 Tuition & Educational Fees	-	-	-	-
68		A_B4100 Sales of Goods & Services	-	-	-	-
69		A_B4300 Grants & Contracts	-	-	-	-
70		A_43501 Federal Appropriations	-	-	-	-
71		A_B4400 Other Operating Revenue	-	-	-	-
72		A_B5000 Non Operating Revenues	-	-	-	-
73		A_B5100 Appropriations	-	-	-	-
74		A_B5300 Gifts	-	-	-	-
75		A_B5500 Investment Income	-	-	-	-
76		A_B5600 Other Non Operating Revenues	-	-	-	-
77		Total_Revenue Revenue	-	-	-	-
78		A_B6000 Salaries, Wages & Benefits	-	-	-	-
79		A_B6200 Services & Fees	-	-	-	-
80		A_B6300 Travel	-	-	-	-
81	FC_B30 Restr	A_B6400 Supplies	-	-	-	-
82	Expendable Op	A_B6450 Utilities	-	-	-	-
83		A_B6500 Repairs & Maintenance	-	-	-	-
84		A_B6550 Rentals & Leases	-	-	-	-
85		A_B6575 Interest Expense	-	-	-	-
86		A_B6600 Claims & Judgements	-	-	-	-
87		A_B6650 Other Expense	-	-	-	-
88		A_B6700 Subcontracts	-	-	-	-
89		A_B6900 Depreciation & Amortization	-	-	-	-
90		A_B7000 Capital Expense	-	-	-	-
91		A_B7200 Discontinued Operations	-	-	-	-
92		A_B7500 Other Non Operating Expenses	-	-	-	-
93		A_B7600 Internal Allocations & Sales	-	-	-	-
94		A_B7700 Funding Tranfers	-	-	-	-
95		Total_Expenses Expenses	-	-	-	-
96		Statement of Activities Net Result	-	-	-	-
97		A_B4000 Tuition & Educational Fees	-	-	-	-
98		A_B4100 Sales of Goods & Services	-	-	-	-
99		A_B4300 Grants & Contracts	-	-	-	-
100		A_43501 Federal Appropriations	-	-	-	-
101		A_B4400 Other Operating Revenue	-	-	-	-
102		A_B5000 Non Operating Revenues	-	-	-	-
103		A_B5100 Appropriations	-	-	-	-
104		A_B5300 Gifts	-	-	-	-
105		A_B5500 Investment Income	-	-	-	-
106		A_B5600 Other Non Operating Revenues	-	-	-	-
107		Total_Revenue Revenue	-	-	-	-
108		A_B6000 Salaries, Wages & Benefits	-	-	-	-
109		A_B6200 Services & Fees	-	-	-	-
110		A_B6300 Travel	-	-	-	-
111	FC_B35 Restr	A_B6400 Supplies	-	-	-	-
112	Expendable Non Op	A_B6450 Utilities	-	-	-	-
113		A_B6500 Repairs & Maintenance	-	-	-	-
114		A_B6550 Rentals & Leases	-	-	-	-
115		A_B6575 Interest Expense	-	-	-	-
116		A_B6600 Claims & Judgements	-	-	-	-
117		A_B6650 Other Expense	-	-	-	-
118		A_B6700 Subcontracts	-	-	-	-
119		A_B6900 Depreciation & Amortization	-	-	-	-
120		A_B7000 Capital Expense	-	-	-	-
121		A_B7200 Discontinued Operations	-	-	-	-
122		A_B7500 Other Non Operating Expenses	-	-	-	-
123		A_B7600 Internal Allocations & Sales	-	-	-	-
124		A_B7700 Funding Tranfers	-	-	-	-
125		Total_Expenses Expenses	-	-	-	-
126		Statement of Activities Net Result	-	-	-	-


	A	B	C	D	E	F
1						
2	O_10105: Transfer Relations					
3	Board of Trustees Report					
4	O_10105: Transfer Relations					
5			FY18		FY19	
6	Fund Class - Source	Summary Level Natural Accounts	Budget	Actual through March	Budget	Variance FY18 Budget to FY19 Budget
127		A_B4000 Tuition & Educational Fees	-	-	-	-
128		A_B4100 Sales of Goods & Services	-	-	-	-
129		A_B4300 Grants & Contracts	-	-	-	-
130		A_43501 Federal Appropriations	-	-	-	-
131		A_B4400 Other Operating Revenue	-	-	-	-
132		A_B5000 Non Operating Revenues	-	-	-	-
133		A_B5100 Appropriations	-	-	-	-
134		A_B5300 Gifts	-	-	-	-
135		A_B5500 Investment Income	-	-	-	-
136		A_B5600 Other Non Operating Revenues	-	-	-	-
137		Total_Revenue Revenue	-	-	-	-
138		A_B6000 Salaries, Wages & Benefits	-	-	-	-
139		A_B6200 Services & Fees	-	-	-	-
140		A_B6300 Travel	-	-	-	-
141	FC_B40 Restr	A_B6400 Supplies	-	-	-	-
142	Grants	A_B6450 Utilities	-	-	-	-
143		A_B6500 Repairs & Maintenance	-	-	-	-
144		A_B6550 Rentals & Leases	-	-	-	-
145		A_B6575 Interest Expense	-	-	-	-
146		A_B6600 Claims & Judgements	-	-	-	-
147		A_B6650 Other Expense	-	-	-	-
148		A_B6700 Subcontracts	-	-	-	-
149		A_B6900 Depreciation & Amortization	-	-	-	-
150		A_B7000 Capital Expense	-	-	-	-
151		A_B7200 Discontinued Operations	-	-	-	-
152		A_B7500 Other Non Operating Expenses	-	-	-	-
153		A_B7600 Internal Allocations & Sales	-	-	-	-
154		A_B7700 Funding Tranfers	-	-	-	-
155		Total_Expenses Expenses	-	-	-	-
156		Statement of Activities Net Result	-	-	-	-
157		A_B4000 Tuition & Educational Fees	-	-	-	-
158		A_B4100 Sales of Goods & Services	-	-	-	-
159		A_B4300 Grants & Contracts	-	-	-	-
160		A_43501 Federal Appropriations	-	-	-	-
161		A_B4400 Other Operating Revenue	-	-	-	-
162		A_B5000 Non Operating Revenues	-	-	-	-
163		A_B5100 Appropriations	-	-	-	-
164		A_B5300 Gifts	-	-	-	-
165		A_B5500 Investment Income	-	-	-	-
166		A_B5600 Other Non Operating Revenues	-	-	-	-
167		Total_Revenue Revenue	-	-	-	-
168		A_B6000 Salaries, Wages & Benefits	-	-	-	-
169		A_B6200 Services & Fees	-	-	-	-
170		A_B6300 Travel	-	-	-	-
171	FC_B45 Restr	A_B6400 Supplies	-	-	-	-
172	Govt Funds	A_B6450 Utilities	-	-	-	-
173		A_B6500 Repairs & Maintenance	-	-	-	-
174		A_B6550 Rentals & Leases	-	-	-	-
175		A_B6575 Interest Expense	-	-	-	-
176		A_B6600 Claims & Judgements	-	-	-	-
177		A_B6650 Other Expense	-	-	-	-
178		A_B6700 Subcontracts	-	-	-	-
179		A_B6900 Depreciation & Amortization	-	-	-	-
180		A_B7000 Capital Expense	-	-	-	-
181		A_B7200 Discontinued Operations	-	-	-	-
182		A_B7500 Other Non Operating Expenses	-	-	-	-
183		A_B7600 Internal Allocations & Sales	-	-	-	-
184		A_B7700 Funding Tranfers	-	-	-	-
185		Total_Expenses Expenses	-	-	-	-
186		Statement of Activities Net Result	-	-	-	-


	A	B	C	D	E	F	
1							
2	O_10201: American Heritage Center						
3	Board of Trustees Report						
4	O_10201: American Heritage Center						
5			FY18		FY19		
6	Fund Class - Source	Summary Level Natural Accounts	Budget	Actual through March	Budget	Variance FY18 Budget to FY19 Budget	
7	FC_105 Unrestricted Operating Class	A_B4000 Tuition & Educational Fees	-	-	-	-	
8		A_B4100 Sales of Goods & Services	-	-	-	-	
9		A_B4300 Grants & Contracts	-	-	-	-	
10		A_43501 Federal Appropriations	-	-	-	-	
11		A_B4400 Other Operating Revenue	(50,700)	(34,247)	(55,000)	(4,300)	
12		A_B5000 Non Operating Revenues	-	-	-	-	
13		A_B5100 Appropriations	-	-	-	-	
14		A_B5300 Gifts	-	-	-	-	
15		A_B5500 Investment Income	-	-	-	-	
16		A_B5600 Other Non Operating Revenues	400	-	-	(400)	
17			Total Revenue Revenue	(50,300)	(34,247)	(55,000)	(4,700)
18			A_B6000 Salaries, Wages & Benefits	899,456	558,084	828,905	(70,552)
19			A_B6200 Services & Fees	1,750	11,962	12,500	10,750
20			A_B6300 Travel	10,000	9,068	12,000	2,000
21			A_B6400 Supplies	15,000	1,773	21,500	6,500
22			A_B6450 Utilities	-	-	-	-
23			A_B6500 Repairs & Maintenance	-	-	-	-
24			A_B6550 Rentals & Leases	-	-	-	-
25			A_B6575 Interest Expense	-	-	-	-
26			A_B6600 Claims & Judgements	-	-	-	-
27			A_B6650 Other Expense	-	782	-	-
28			A_B6700 Subcontracts	-	-	-	-
29			A_B6900 Depreciation & Amortization	-	-	-	-
30			A_B7000 Capital Expense	-	-	-	-
31			A_B7200 Discontinued Operations	-	-	-	-
32			A_B7500 Other Non Operating Expenses	-	-	-	-
33			A_B7600 Internal Allocations & Sales	-	3,305	9,500	9,500
34			A_B7700 Funding Tranfers	(15,000)	-	-	15,000
35			Total Expenses Expenses	911,206	584,975	884,405	(26,802)
36			Statement of Activities Net Result	860,906	550,728	829,405	(31,502)
37		FC_B20 Designated Op	A_B4000 Tuition & Educational Fees	-	-	-	-
38			A_B4100 Sales of Goods & Services	-	-	-	-
39			A_B4300 Grants & Contracts	-	-	-	-
40			A_43501 Federal Appropriations	-	-	-	-
41			A_B4400 Other Operating Revenue	-	(10,741)	(18,750)	(18,750)
42			A_B5000 Non Operating Revenues	-	-	-	-
43	A_B5100 Appropriations		-	-	-	-	
44	A_B5300 Gifts		-	1,750	-	-	
45	A_B5500 Investment Income		-	-	-	-	
46	A_B5600 Other Non Operating Revenues		-	-	-	-	
47			Total Revenue Revenue	-	(8,991)	(18,750)	(18,750)
48			A_B6000 Salaries, Wages & Benefits	-	7,710	10,390	10,390
49			A_B6200 Services & Fees	-	-	-	-
50			A_B6300 Travel	-	-	-	-
51			A_B6400 Supplies	-	17,321	-	-
52			A_B6450 Utilities	-	-	-	-
53			A_B6500 Repairs & Maintenance	-	-	-	-
54			A_B6550 Rentals & Leases	-	-	-	-
55			A_B6575 Interest Expense	-	-	-	-
56			A_B6600 Claims & Judgements	-	-	-	-
57			A_B6650 Other Expense	-	6,380	4,000	4,000
58			A_B6700 Subcontracts	-	-	-	-
59			A_B6900 Depreciation & Amortization	-	-	-	-
60			A_B7000 Capital Expense	-	-	-	-
61			A_B7200 Discontinued Operations	-	-	-	-
62			A_B7500 Other Non Operating Expenses	-	-	-	-
63			A_B7600 Internal Allocations & Sales	-	1,717	4,200	4,200
64			A_B7700 Funding Tranfers	-	-	-	-
65			Total Expenses Expenses	-	33,128	18,590	18,590
66			Statement of Activities Net Result	-	24,137	(160)	(160)


	A	B	C	D	E	F
1						
2	O_10201: American Heritage Center					
3	Board of Trustees Report					
4	O_10201: American Heritage Center					
5				FY18	FY19	
6	Fund Class - Source	Summary Level Natural Accounts	Budget	Actual through March	Budget	Variance FY18 Budget to FY19 Budget
67		A_B4000 Tuition & Educational Fees	-	2,500	-	-
68		A_B4100 Sales of Goods & Services	-	-	-	-
69		A_B4300 Grants & Contracts	-	-	-	-
70		A_43501 Federal Appropriations	-	-	-	-
71		A_B4400 Other Operating Revenue	-	-	-	-
72		A_B5000 Non Operating Revenues	-	-	-	-
73		A_B5100 Appropriations	-	-	-	-
74		A_B5300 Gifts	-	(454,876)	(765,823)	(765,823)
75		A_B5500 Investment Income	-	-	-	-
76		A_B5600 Other Non Operating Revenues	-	-	-	-
77		Total_Revenue Revenue	-	(452,376)	(765,823)	(765,823)
78		A_B6000 Salaries, Wages & Benefits	-	335,904	490,903	490,903
79		A_B6200 Services & Fees	-	22,824	60,050	60,050
80		A_B6300 Travel	-	21,361	62,700	62,700
81	FC_B30 Restr	A_B6400 Supplies	-	65,956	99,820	99,820
82	Expendable Op	A_B6450 Utilities	-	-	-	-
83		A_B6500 Repairs & Maintenance	-	-	-	-
84		A_B6550 Rentals & Leases	-	125	-	-
85		A_B6575 Interest Expense	-	-	-	-
86		A_B6600 Claims & Judgements	-	-	-	-
87		A_B6650 Other Expense	-	15,248	31,400	31,400
88		A_B6700 Subcontracts	-	8,046	1,200	1,200
89		A_B6900 Depreciation & Amortization	-	-	-	-
90		A_B7000 Capital Expense	-	-	-	-
91		A_B7200 Discontinued Operations	-	-	-	-
92		A_B7500 Other Non Operating Expenses	-	-	-	-
93		A_B7600 Internal Allocations & Sales	-	32,956	19,750	19,750
94		A_B7700 Funding Tranfers	-	-	-	-
95		Total_Expenses Expenses	-	502,421	765,823	765,823
96		Statement of Activities Net Result	-	50,045	-	-
97		A_B4000 Tuition & Educational Fees	-	-	-	-
98		A_B4100 Sales of Goods & Services	-	-	-	-
99		A_B4300 Grants & Contracts	-	-	-	-
100		A_43501 Federal Appropriations	-	-	-	-
101		A_B4400 Other Operating Revenue	-	-	-	-
102		A_B5000 Non Operating Revenues	-	-	-	-
103		A_B5100 Appropriations	-	-	-	-
104		A_B5300 Gifts	-	-	-	-
105		A_B5500 Investment Income	-	-	-	-
106		A_B5600 Other Non Operating Revenues	-	-	-	-
107		Total_Revenue Revenue	-	-	-	-
108		A_B6000 Salaries, Wages & Benefits	-	-	-	-
109		A_B6200 Services & Fees	-	-	-	-
110		A_B6300 Travel	-	-	-	-
111	FC_B35 Restr	A_B6400 Supplies	-	-	-	-
112	Expendable	A_B6450 Utilities	-	-	-	-
113	Non Op	A_B6500 Repairs & Maintenance	-	-	-	-
114		A_B6550 Rentals & Leases	-	-	-	-
115		A_B6575 Interest Expense	-	-	-	-
116		A_B6600 Claims & Judgements	-	-	-	-
117		A_B6650 Other Expense	-	-	-	-
118		A_B6700 Subcontracts	-	-	-	-
119		A_B6900 Depreciation & Amortization	-	-	-	-
120		A_B7000 Capital Expense	-	-	-	-
121		A_B7200 Discontinued Operations	-	-	-	-
122		A_B7500 Other Non Operating Expenses	-	-	-	-
123		A_B7600 Internal Allocations & Sales	-	-	-	-
124		A_B7700 Funding Tranfers	-	-	-	-
125		Total_Expenses Expenses	-	-	-	-
126		Statement of Activities Net Result	-	-	-	-

	A	B	C	D	E	F
1						
2	O_10201: American Heritage Center					
3	Board of Trustees Report					
4	O_10201: American Heritage Center					
5				FY18	FY19	
6	Fund Class - Source	Summary Level Natural Accounts	Budget	Actual through March	Budget	Variance FY18 Budget to FY19 Budget
127		A_B4000 Tuition & Educational Fees	-	-	2,849	2,849
128		A_B4100 Sales of Goods & Services	-	-	-	-
129		A_B4300 Grants & Contracts	-	(29,034)	(106,139)	(106,139)
130		A_43501 Federal Appropriations	-	-	-	-
131		A_B4400 Other Operating Revenue	-	-	-	-
132		A_B5000 Non Operating Revenues	-	-	-	-
133		A_B5100 Appropriations	-	-	-	-
134		A_B5300 Gifts	-	-	-	-
135		A_B5500 Investment Income	-	-	-	-
136		A_B5600 Other Non Operating Revenues	-	(6,339)	12,038	12,038
137		Total_Revenue Revenue	-	(35,372)	(91,252)	(91,252)
138		A_B6000 Salaries, Wages & Benefits	-	916	57,849	57,849
139		A_B6200 Services & Fees	-	48,593	(79,758)	(79,758)
140		A_B6300 Travel	-	2,008	10,787	10,787
141	FC_B40 Restr	A_B6400 Supplies	-	946	8,531	8,531
142	Grants	A_B6450 Utilities	-	-	-	-
143		A_B6500 Repairs & Maintenance	-	-	-	-
144		A_B6550 Rentals & Leases	-	1,660	47,340	47,340
145		A_B6575 Interest Expense	-	-	-	-
146		A_B6600 Claims & Judgements	-	-	-	-
147		A_B6650 Other Expense	-	10,839	-	-
148		A_B6700 Subcontracts	-	146	(2,859)	(2,859)
149		A_B6900 Depreciation & Amortization	-	-	-	-
150		A_B7000 Capital Expense	-	-	-	-
151		A_B7200 Discontinued Operations	-	-	-	-
152		A_B7500 Other Non Operating Expenses	-	-	-	-
153		A_B7600 Internal Allocations & Sales	-	-	-	-
154		A_B7700 Funding Tranfers	-	-	-	-
155		Total_Expenses Expenses	-	65,108	41,889	41,889
156		Statement of Activities Net Result	-	29,736	(49,363)	(49,363)
157		A_B4000 Tuition & Educational Fees	-	-	-	-
158		A_B4100 Sales of Goods & Services	-	-	-	-
159		A_B4300 Grants & Contracts	-	-	-	-
160		A_43501 Federal Appropriations	-	-	-	-
161		A_B4400 Other Operating Revenue	-	-	-	-
162		A_B5000 Non Operating Revenues	-	-	-	-
163		A_B5100 Appropriations	-	-	-	-
164		A_B5300 Gifts	-	-	-	-
165		A_B5500 Investment Income	-	-	-	-
166		A_B5600 Other Non Operating Revenues	-	-	-	-
167		Total_Revenue Revenue	-	-	-	-
168		A_B6000 Salaries, Wages & Benefits	-	-	-	-
169		A_B6200 Services & Fees	-	-	-	-
170		A_B6300 Travel	-	-	-	-
171	FC_B45 Restr	A_B6400 Supplies	-	-	-	-
172	Govt Funds	A_B6450 Utilities	-	-	-	-
173		A_B6500 Repairs & Maintenance	-	-	-	-
174		A_B6550 Rentals & Leases	-	-	-	-
175		A_B6575 Interest Expense	-	-	-	-
176		A_B6600 Claims & Judgements	-	-	-	-
177		A_B6650 Other Expense	-	-	-	-
178		A_B6700 Subcontracts	-	-	-	-
179		A_B6900 Depreciation & Amortization	-	-	-	-
180		A_B7000 Capital Expense	-	-	-	-
181		A_B7200 Discontinued Operations	-	-	-	-
182		A_B7500 Other Non Operating Expenses	-	-	-	-
183		A_B7600 Internal Allocations & Sales	-	-	-	-
184		A_B7700 Funding Tranfers	-	-	-	-
185		Total_Expenses Expenses	-	-	-	-
186		Statement of Activities Net Result	-	-	-	-


	A	B	C	D	E	F	
1							
2	O_10203: University Art Museum						
3	Board of Trustees Report						
4	O_10203: University Art Museum						
5			FY18		FY19		
6	Fund Class - Source	Summary Level Natural Accounts	Budget	Actual through March	Budget	Variance FY18 Budget to FY19 Budget	
7	FC_105 Unrestricted Operating Class	A_B4000 Tuition & Educational Fees	-	-	-	-	
8		A_B4100 Sales of Goods & Services	-	(5,939)	(7,663)	(7,663)	
9		A_B4300 Grants & Contracts	-	-	-	-	
10		A_43501 Federal Appropriations	-	-	-	-	
11		A_B4400 Other Operating Revenue	(6,363)	(4,372)	(4,222)	2,141	
12		A_B5000 Non Operating Revenues	-	-	-	-	
13		A_B5100 Appropriations	-	-	-	-	
14		A_B5300 Gifts	-	-	-	-	
15		A_B5500 Investment Income	-	-	-	-	
16		A_B5600 Other Non Operating Revenues	(7,980)	-	-	7,980	
17		Total_Revenue Revenue	(14,343)	(10,311)	(11,885)	2,458	
18		A_B6000 Salaries, Wages & Benefits	783,637	532,979	791,239	7,602	
19		A_B6200 Services & Fees	896	421	-	(896)	
20		A_B6300 Travel	-	1,108	-	-	
21		A_B6400 Supplies	9,198	2,086	-	(9,198)	
22		A_B6450 Utilities	-	-	-	-	
23		A_B6500 Repairs & Maintenance	-	-	-	-	
24		A_B6550 Rentals & Leases	-	-	-	-	
25		A_B6575 Interest Expense	-	-	-	-	
26		A_B6600 Claims & Judgements	-	-	-	-	
27		A_B6650 Other Expense	2,150	87	-	(2,150)	
28		A_B6700 Subcontracts	-	-	-	-	
29		A_B6900 Depreciation & Amortization	-	-	-	-	
30		A_B7000 Capital Expense	-	-	-	-	
31		A_B7200 Discontinued Operations	-	-	-	-	
32		A_B7500 Other Non Operating Expenses	-	-	-	-	
33		A_B7600 Internal Allocations & Sales	-	636	-	-	
34		A_B7700 Funding Tranfers	(7,659)	-	-	7,659	
35		Total_Expenses Expenses	788,221	537,317	791,239	3,018	
36		Statement of Activities Net Result	773,878	527,006	779,354	5,476	
37		FC_B20 Designated Op	A_B4000 Tuition & Educational Fees	-	-	-	-
38			A_B4100 Sales of Goods & Services	-	-	-	-
39			A_B4300 Grants & Contracts	-	-	-	-
40			A_43501 Federal Appropriations	-	-	-	-
41			A_B4400 Other Operating Revenue	-	-	-	-
42			A_B5000 Non Operating Revenues	-	-	-	-
43	A_B5100 Appropriations		-	-	-	-	
44	A_B5300 Gifts		-	-	-	-	
45	A_B5500 Investment Income		-	-	-	-	
46	A_B5600 Other Non Operating Revenues		-	-	-	-	
47	Total_Revenue Revenue		-	-	-	-	
48	A_B6000 Salaries, Wages & Benefits		-	141	-	-	
49	A_B6200 Services & Fees		-	35	-	-	
50	A_B6300 Travel		-	-	-	-	
51	A_B6400 Supplies		-	4,056	-	-	
52	A_B6450 Utilities		-	-	-	-	
53	A_B6500 Repairs & Maintenance		-	-	-	-	
54	A_B6550 Rentals & Leases		-	-	-	-	
55	A_B6575 Interest Expense		-	-	-	-	
56	A_B6600 Claims & Judgements		-	-	-	-	
57	A_B6650 Other Expense		-	-	-	-	
58	A_B6700 Subcontracts		-	-	-	-	
59	A_B6900 Depreciation & Amortization		-	-	-	-	
60	A_B7000 Capital Expense		-	-	-	-	
61	A_B7200 Discontinued Operations		-	-	-	-	
62	A_B7500 Other Non Operating Expenses		-	-	-	-	
63	A_B7600 Internal Allocations & Sales		-	-	-	-	
64	A_B7700 Funding Tranfers		-	-	-	-	
65	Total_Expenses Expenses		-	4,233	-	-	
66	Statement of Activities Net Result		-	4,233	-	-	


	A	B	C	D	E	F
1						
2	O_10203: University Art Museum					
3	Board of Trustees Report					
4	O_10203: University Art Museum					
5				FY18	FY19	
6	Fund Class - Source	Summary Level Natural Accounts	Budget	Actual through March	Budget	Variance FY18 Budget to FY19 Budget
67		A_B4000 Tuition & Educational Fees	-	-	-	-
68		A_B4100 Sales of Goods & Services	-	-	-	-
69		A_B4300 Grants & Contracts	-	-	-	-
70		A_43501 Federal Appropriations	-	-	-	-
71		A_B4400 Other Operating Revenue	-	-	-	-
72		A_B5000 Non Operating Revenues	-	-	-	-
73		A_B5100 Appropriations	-	-	-	-
74		A_B5300 Gifts	-	(355,411)	(851,117)	(851,117)
75		A_B5500 Investment Income	-	-	-	-
76		A_B5600 Other Non Operating Revenues	-	-	-	-
77		Total Revenue Revenue	-	(355,411)	(851,117)	(851,117)
78		A_B6000 Salaries, Wages & Benefits	-	113,393	359,704	359,704
79		A_B6200 Services & Fees	-	100,506	198,888	198,888
80		A_B6300 Travel	-	36,368	91,250	91,250
81	FC_B30 Restr	A_B6400 Supplies	-	87,013	111,330	111,330
82	Expendable Op	A_B6450 Utilities	-	-	-	-
83		A_B6500 Repairs & Maintenance	-	2,842	1,100	1,100
84		A_B6550 Rentals & Leases	-	15,925	6,000	6,000
85		A_B6575 Interest Expense	-	-	-	-
86		A_B6600 Claims & Judgements	-	-	-	-
87		A_B6650 Other Expense	-	14,232	27,095	27,095
88		A_B6700 Subcontracts	-	-	-	-
89		A_B6900 Depreciation & Amortization	-	-	-	-
90		A_B7000 Capital Expense	-	-	55,000	55,000
91		A_B7200 Discontinued Operations	-	-	-	-
92		A_B7500 Other Non Operating Expenses	-	-	-	-
93		A_B7600 Internal Allocations & Sales	-	55,489	750	750
94		A_B7700 Funding Tranfers	-	-	-	-
95		Total Expenses Expenses	-	425,769	851,117	851,117
96		Statement of Activities Net Result	-	70,359	-	-
97		A_B4000 Tuition & Educational Fees	-	-	-	-
98		A_B4100 Sales of Goods & Services	-	-	-	-
99		A_B4300 Grants & Contracts	-	-	-	-
100		A_43501 Federal Appropriations	-	-	-	-
101		A_B4400 Other Operating Revenue	-	-	-	-
102		A_B5000 Non Operating Revenues	-	-	-	-
103		A_B5100 Appropriations	-	-	-	-
104		A_B5300 Gifts	-	(1,000)	-	-
105		A_B5500 Investment Income	-	-	-	-
106		A_B5600 Other Non Operating Revenues	-	-	-	-
107		Total Revenue Revenue	-	(1,000)	-	-
108		A_B6000 Salaries, Wages & Benefits	-	-	-	-
109		A_B6200 Services & Fees	-	-	-	-
110		A_B6300 Travel	-	-	-	-
111	FC_B35 Restr	A_B6400 Supplies	-	-	-	-
112	Expendable Non Op	A_B6450 Utilities	-	-	-	-
113		A_B6500 Repairs & Maintenance	-	-	-	-
114		A_B6550 Rentals & Leases	-	-	-	-
115		A_B6575 Interest Expense	-	-	-	-
116		A_B6600 Claims & Judgements	-	-	-	-
117		A_B6650 Other Expense	-	-	-	-
118		A_B6700 Subcontracts	-	-	-	-
119		A_B6900 Depreciation & Amortization	-	-	-	-
120		A_B7000 Capital Expense	-	-	-	-
121		A_B7200 Discontinued Operations	-	-	-	-
122		A_B7500 Other Non Operating Expenses	-	-	-	-
123		A_B7600 Internal Allocations & Sales	-	-	-	-
124		A_B7700 Funding Tranfers	-	-	-	-
125		Total Expenses Expenses	-	-	-	-
126		Statement of Activities Net Result	-	(1,000)	-	-

	A	B	C	D	E	F
1						
2	O_10203: University Art Museum					
3	Board of Trustees Report					
4	O_10203: University Art Museum					
5			FY18		FY19	
6	Fund Class - Source	Summary Level Natural Accounts	Budget	Actual through March	Budget	Variance FY18 Budget to FY19 Budget
127		A_B4000 Tuition & Educational Fees	-	-	272	272
128		A_B4100 Sales of Goods & Services	-	-	-	-
129		A_B4300 Grants & Contracts	-	(5,249)	(37,309)	(37,309)
130		A_43501 Federal Appropriations	-	-	-	-
131		A_B4400 Other Operating Revenue	-	-	-	-
132		A_B5000 Non Operating Revenues	-	-	-	-
133		A_B5100 Appropriations	-	-	-	-
134		A_B5300 Gifts	-	-	-	-
135		A_B5500 Investment Income	-	-	-	-
136		A_B5600 Other Non Operating Revenues	-	-	2,042	2,042
137		Total_Revenue Revenue	-	(5,249)	(34,994)	(34,994)
138		A_B6000 Salaries, Wages & Benefits	-	135	3,979	3,979
139		A_B6200 Services & Fees	-	-	14,323	14,323
140		A_B6300 Travel	-	478	3,544	3,544
141	FC_B40 Restr	A_B6400 Supplies	-	2,985	2,589	2,589
142	Grants	A_B6450 Utilities	-	-	-	-
143		A_B6500 Repairs & Maintenance	-	-	-	-
144		A_B6550 Rentals & Leases	-	-	953	953
145		A_B6575 Interest Expense	-	-	-	-
146		A_B6600 Claims & Judgements	-	-	-	-
147		A_B6650 Other Expense	-	14,716	-	-
148		A_B6700 Subcontracts	-	-	-	-
149		A_B6900 Depreciation & Amortization	-	-	-	-
150		A_B7000 Capital Expense	-	-	-	-
151		A_B7200 Discontinued Operations	-	-	-	-
152		A_B7500 Other Non Operating Expenses	-	-	3,771	3,771
153		A_B7600 Internal Allocations & Sales	-	-	-	-
154		A_B7700 Funding Tranfers	-	-	-	-
155		Total_Expenses Expenses	-	18,315	29,158	29,158
156		Statement of Activities Net Result	-	13,066	(5,836)	(5,836)
157		A_B4000 Tuition & Educational Fees	-	-	-	-
158		A_B4100 Sales of Goods & Services	-	-	-	-
159		A_B4300 Grants & Contracts	-	-	-	-
160		A_43501 Federal Appropriations	-	-	-	-
161		A_B4400 Other Operating Revenue	-	-	-	-
162		A_B5000 Non Operating Revenues	-	-	-	-
163		A_B5100 Appropriations	-	-	-	-
164		A_B5300 Gifts	-	-	-	-
165		A_B5500 Investment Income	-	-	-	-
166		A_B5600 Other Non Operating Revenues	-	-	-	-
167		Total_Revenue Revenue	-	-	-	-
168		A_B6000 Salaries, Wages & Benefits	-	-	-	-
169		A_B6200 Services & Fees	-	-	-	-
170		A_B6300 Travel	-	-	-	-
171	FC_B45 Restr	A_B6400 Supplies	-	-	-	-
172	Govt Funds	A_B6450 Utilities	-	-	-	-
173		A_B6500 Repairs & Maintenance	-	-	-	-
174		A_B6550 Rentals & Leases	-	-	-	-
175		A_B6575 Interest Expense	-	-	-	-
176		A_B6600 Claims & Judgements	-	-	-	-
177		A_B6650 Other Expense	-	-	-	-
178		A_B6700 Subcontracts	-	-	-	-
179		A_B6900 Depreciation & Amortization	-	-	-	-
180		A_B7000 Capital Expense	-	-	-	-
181		A_B7200 Discontinued Operations	-	-	-	-
182		A_B7500 Other Non Operating Expenses	-	-	-	-
183		A_B7600 Internal Allocations & Sales	-	-	-	-
184		A_B7700 Funding Tranfers	-	-	-	-
185		Total_Expenses Expenses	-	-	-	-
186		Statement of Activities Net Result	-	-	-	-


	A	B	C	D	E	F	
1							
2	O_10204: Wyoming Geographic Information Science Center						
3	Board of Trustees Report						
4	O_10204: Wyoming Geographic Information Science Center						
5			FY18		FY19		
6	Fund Class - Source	Summary Level Natural Accounts	Budget	Actual through March	Budget	Variance FY18 Budget to FY19 Budget	
7	FC_105 Unrestricted Operating Class	A_B4000 Tuition & Educational Fees	-	-	-	-	
8		A_B4100 Sales of Goods & Services	-	-	-	-	
9		A_B4300 Grants & Contracts	-	-	-	-	
10		A_43501 Federal Appropriations	-	-	-	-	
11		A_B4400 Other Operating Revenue	-	-	-	-	
12		A_B5000 Non Operating Revenues	-	-	-	-	
13		A_B5100 Appropriations	-	-	-	-	
14		A_B5300 Gifts	-	-	-	-	
15		A_B5500 Investment Income	-	-	-	-	
16		A_B5600 Other Non Operating Revenues	-	-	-	-	
17			Total Revenue Revenue	-	-	-	-
18			A_B6000 Salaries, Wages & Benefits	287,231	178,756	595,542	308,312
19			A_B6200 Services & Fees	31,300	22,000	71,500	40,200
20			A_B6300 Travel	4,000	13,865	20,000	16,000
21			A_B6400 Supplies	14,700	7,329	29,441	14,741
22			A_B6450 Utilities	-	-	-	-
23			A_B6500 Repairs & Maintenance	1,800	-	-	(1,800)
24			A_B6550 Rentals & Leases	-	-	-	-
25			A_B6575 Interest Expense	-	-	-	-
26			A_B6600 Claims & Judgements	-	-	-	-
27			A_B6650 Other Expense	4,200	1,238	6,075	1,875
28			A_B6700 Subcontracts	-	-	-	-
29			A_B6900 Depreciation & Amortization	-	-	-	-
30			A_B7000 Capital Expense	-	-	-	-
31			A_B7200 Discontinued Operations	-	-	-	-
32			A_B7500 Other Non Operating Expenses	-	-	-	-
33			A_B7600 Internal Allocations & Sales	-	6,245	8,500	8,500
34			A_B7700 Funding Tranfers	(26,241)	-	(50,000)	(23,759)
35			Total Expenses Expenses	316,989	229,434	681,058	364,069
36			Statement of Activities Net Result	316,989	229,434	681,058	364,069
37		FC_B20 Designated Op	A_B4000 Tuition & Educational Fees	-	-	-	-
38			A_B4100 Sales of Goods & Services	-	-	-	-
39			A_B4300 Grants & Contracts	(41,000)	-	(31,000)	10,000
40			A_43501 Federal Appropriations	-	-	-	-
41			A_B4400 Other Operating Revenue	-	-	-	-
42			A_B5000 Non Operating Revenues	-	-	-	-
43	A_B5100 Appropriations		-	-	-	-	
44	A_B5300 Gifts		-	-	-	-	
45	A_B5500 Investment Income		-	-	-	-	
46	A_B5600 Other Non Operating Revenues		-	-	-	-	
47			Total Revenue Revenue	(41,000)	-	(31,000)	10,000
48			A_B6000 Salaries, Wages & Benefits	38,342	46,676	52,559	14,217
49			A_B6200 Services & Fees	-	-	-	-
50			A_B6300 Travel	13,000	500	4,000	(9,000)
51			A_B6400 Supplies	925	-	2,000	1,075
52			A_B6450 Utilities	-	-	-	-
53			A_B6500 Repairs & Maintenance	600	-	-	(600)
54			A_B6550 Rentals & Leases	-	-	-	-
55			A_B6575 Interest Expense	-	-	-	-
56			A_B6600 Claims & Judgements	-	-	-	-
57			A_B6650 Other Expense	5,000	3	-	(5,000)
58			A_B6700 Subcontracts	-	-	-	-
59			A_B6900 Depreciation & Amortization	-	-	-	-
60			A_B7000 Capital Expense	-	-	-	-
61			A_B7200 Discontinued Operations	-	-	-	-
62			A_B7500 Other Non Operating Expenses	-	-	-	-
63			A_B7600 Internal Allocations & Sales	(12,000)	-	-	12,000
64			A_B7700 Funding Tranfers	(4,867)	-	(28,416)	(23,549)
65			Total Expenses Expenses	41,000	47,179	30,143	(10,857)
66			Statement of Activities Net Result	-	47,179	(857)	(857)


	A	B	C	D	E	F
1						
2	O_10204: Wyoming Geographic Information Science Center					
3	Board of Trustees Report					
4	O_10204: Wyoming Geographic Information Science Center					
5			FY18		FY19	
6	Fund Class - Source	Summary Level Natural Accounts	Budget	Actual through March	Budget	Variance FY18 Budget to FY19 Budget
67		A_B4000 Tuition & Educational Fees	-	-	-	-
68		A_B4100 Sales of Goods & Services	-	-	-	-
69		A_B4300 Grants & Contracts	-	-	-	-
70		A_43501 Federal Appropriations	-	-	-	-
71		A_B4400 Other Operating Revenue	-	-	-	-
72		A_B5000 Non Operating Revenues	-	-	-	-
73		A_B5100 Appropriations	-	-	-	-
74		A_B5300 Gifts	-	-	-	-
75		A_B5500 Investment Income	-	-	-	-
76		A_B5600 Other Non Operating Revenues	-	-	-	-
77		Total_Revenue Revenue	-	-	-	-
78		A_B6000 Salaries, Wages & Benefits	-	-	-	-
79		A_B6200 Services & Fees	-	-	-	-
80		A_B6300 Travel	-	-	-	-
81	FC_B30 Restr	A_B6400 Supplies	-	-	-	-
82	Expendable Op	A_B6450 Utilities	-	-	-	-
83		A_B6500 Repairs & Maintenance	-	-	-	-
84		A_B6550 Rentals & Leases	-	-	-	-
85		A_B6575 Interest Expense	-	-	-	-
86		A_B6600 Claims & Judgements	-	-	-	-
87		A_B6650 Other Expense	-	-	-	-
88		A_B6700 Subcontracts	-	-	-	-
89		A_B6900 Depreciation & Amortization	-	-	-	-
90		A_B7000 Capital Expense	-	-	-	-
91		A_B7200 Discontinued Operations	-	-	-	-
92		A_B7500 Other Non Operating Expenses	-	-	-	-
93		A_B7600 Internal Allocations & Sales	-	-	-	-
94		A_B7700 Funding Tranfers	-	-	-	-
95		Total_Expenses Expenses	-	-	-	-
96		Statement of Activities Net Result	-	-	-	-
97		A_B4000 Tuition & Educational Fees	-	-	-	-
98		A_B4100 Sales of Goods & Services	-	-	-	-
99		A_B4300 Grants & Contracts	-	-	-	-
100		A_43501 Federal Appropriations	-	-	-	-
101		A_B4400 Other Operating Revenue	-	-	-	-
102		A_B5000 Non Operating Revenues	-	-	-	-
103		A_B5100 Appropriations	-	-	-	-
104		A_B5300 Gifts	-	-	-	-
105		A_B5500 Investment Income	-	-	-	-
106		A_B5600 Other Non Operating Revenues	-	-	-	-
107		Total_Revenue Revenue	-	-	-	-
108		A_B6000 Salaries, Wages & Benefits	-	-	-	-
109		A_B6200 Services & Fees	-	-	-	-
110		A_B6300 Travel	-	-	-	-
111	FC_B35 Restr	A_B6400 Supplies	-	-	-	-
112	Expendable Non Op	A_B6450 Utilities	-	-	-	-
113		A_B6500 Repairs & Maintenance	-	-	-	-
114		A_B6550 Rentals & Leases	-	-	-	-
115		A_B6575 Interest Expense	-	-	-	-
116		A_B6600 Claims & Judgements	-	-	-	-
117		A_B6650 Other Expense	-	-	-	-
118		A_B6700 Subcontracts	-	-	-	-
119		A_B6900 Depreciation & Amortization	-	-	-	-
120		A_B7000 Capital Expense	-	-	-	-
121		A_B7200 Discontinued Operations	-	-	-	-
122		A_B7500 Other Non Operating Expenses	-	-	-	-
123		A_B7600 Internal Allocations & Sales	-	-	-	-
124		A_B7700 Funding Tranfers	-	-	-	-
125		Total_Expenses Expenses	-	-	-	-
126		Statement of Activities Net Result	-	-	-	-


	A	B	C	D	E	F
1						
2	O_10204: Wyoming Geographic Information Science Center					
3	Board of Trustees Report					
4	O_10204: Wyoming Geographic Information Science Center					
5			FY18		FY19	
6	Fund Class - Source	Summary Level Natural Accounts	Budget	Actual through March	Budget	Variance FY18 Budget to FY19 Budget
127		A_B4000 Tuition & Educational Fees	-	-	17,367	17,367
128		A_B4100 Sales of Goods & Services	-	-	-	-
129		A_B4300 Grants & Contracts	-	(565,139)	(674,939)	(674,939)
130		A_43501 Federal Appropriations	-	-	-	-
131		A_B4400 Other Operating Revenue	-	-	-	-
132		A_B5000 Non Operating Revenues	-	-	-	-
133		A_B5100 Appropriations	-	-	-	-
134		A_B5300 Gifts	-	-	-	-
135		A_B5500 Investment Income	-	-	-	-
136		A_B5600 Other Non Operating Revenues	-	(89,068)	107,423	107,423
137		Total_Revenue Revenue	-	(654,207)	(550,148)	(550,148)
138		A_B6000 Salaries, Wages & Benefits	-	503,734	280,847	280,847
139		A_B6200 Services & Fees	-	18,981	39,918	39,918
140		A_B6300 Travel	-	14,340	25,813	25,813
141	FC_B40 Restr	A_B6400 Supplies	-	7,312	55,364	55,364
142	Grants	A_B6450 Utilities	-	-	-	-
143		A_B6500 Repairs & Maintenance	-	213	-	-
144		A_B6550 Rentals & Leases	-	-	36,484	36,484
145		A_B6575 Interest Expense	-	-	-	-
146		A_B6600 Claims & Judgements	-	-	-	-
147		A_B6650 Other Expense	-	106,861	-	-
148		A_B6700 Subcontracts	-	-	-	-
149		A_B6900 Depreciation & Amortization	-	-	-	-
150		A_B7000 Capital Expense	-	47	-	-
151		A_B7200 Discontinued Operations	-	-	-	-
152		A_B7500 Other Non Operating Expenses	-	-	(2,204)	(2,204)
153		A_B7600 Internal Allocations & Sales	-	-	-	-
154		A_B7700 Funding Tranfers	-	-	-	-
155		Total_Expenses Expenses	-	651,488	436,221	436,221
156		Statement of Activities Net Result	-	(2,719)	(113,927)	(113,927)
157		A_B4000 Tuition & Educational Fees	-	-	-	-
158		A_B4100 Sales of Goods & Services	-	-	-	-
159		A_B4300 Grants & Contracts	-	-	-	-
160		A_43501 Federal Appropriations	-	-	-	-
161		A_B4400 Other Operating Revenue	-	-	-	-
162		A_B5000 Non Operating Revenues	-	-	-	-
163		A_B5100 Appropriations	-	-	-	-
164		A_B5300 Gifts	-	-	-	-
165		A_B5500 Investment Income	-	-	-	-
166		A_B5600 Other Non Operating Revenues	-	-	-	-
167		Total_Revenue Revenue	-	-	-	-
168		A_B6000 Salaries, Wages & Benefits	-	-	-	-
169		A_B6200 Services & Fees	-	-	-	-
170		A_B6300 Travel	-	-	-	-
171	FC_B45 Restr	A_B6400 Supplies	-	-	-	-
172	Govt Funds	A_B6450 Utilities	-	-	-	-
173		A_B6500 Repairs & Maintenance	-	-	-	-
174		A_B6550 Rentals & Leases	-	-	-	-
175		A_B6575 Interest Expense	-	-	-	-
176		A_B6600 Claims & Judgements	-	-	-	-
177		A_B6650 Other Expense	-	-	-	-
178		A_B6700 Subcontracts	-	-	-	-
179		A_B6900 Depreciation & Amortization	-	-	-	-
180		A_B7000 Capital Expense	-	-	-	-
181		A_B7200 Discontinued Operations	-	-	-	-
182		A_B7500 Other Non Operating Expenses	-	-	-	-
183		A_B7600 Internal Allocations & Sales	-	-	-	-
184		A_B7700 Funding Tranfers	-	-	-	-
185		Total_Expenses Expenses	-	-	-	-
186		Statement of Activities Net Result	-	-	-	-


	A	B	C	D	E	F	
1							
2	O_10205: Wyoming Institute for Humanities						
3	Board of Trustees Report						
4	O_10205: Wyoming Institute for Humanities						
5			FY18		FY19		
6	Fund Class - Source	Summary Level Natural Accounts	Budget	Actual through March	Budget	Variance FY18 Budget to FY19 Budget	
7	FC_105 Unrestricted Operating Class	A_B4000 Tuition & Educational Fees	-	-	-	-	
8		A_B4100 Sales of Goods & Services	-	-	-	-	
9		A_B4300 Grants & Contracts	-	-	-	-	
10		A_43501 Federal Appropriations	-	-	-	-	
11		A_B4400 Other Operating Revenue	-	-	-	-	
12		A_B5000 Non Operating Revenues	-	-	-	-	
13		A_B5100 Appropriations	-	-	-	-	
14		A_B5300 Gifts	-	-	-	-	
15		A_B5500 Investment Income	-	-	-	-	
16		A_B5600 Other Non Operating Revenues	-	-	-	-	
17			Total Revenue Revenue	-	-	-	-
18			A_B6000 Salaries, Wages & Benefits	21,443	12,933	-	(21,443)
19			A_B6200 Services & Fees	-	649	2,000	2,000
20			A_B6300 Travel	8,850	2,749	15,000	6,150
21			A_B6400 Supplies	-	421	1,600	1,600
22			A_B6450 Utilities	-	-	-	-
23			A_B6500 Repairs & Maintenance	-	-	-	-
24			A_B6550 Rentals & Leases	-	-	-	-
25			A_B6575 Interest Expense	-	-	-	-
26			A_B6600 Claims & Judgements	-	-	-	-
27			A_B6650 Other Expense	9,707	500	19,400	9,693
28			A_B6700 Subcontracts	-	-	-	-
29			A_B6900 Depreciation & Amortization	-	-	-	-
30			A_B7000 Capital Expense	-	-	-	-
31			A_B7200 Discontinued Operations	-	-	-	-
32			A_B7500 Other Non Operating Expenses	-	-	-	-
33			A_B7600 Internal Allocations & Sales	-	59	2,000	2,000
34			A_B7700 Funding Trfers	(293)	-	-	293
35			Total Expenses Expenses	39,707	17,310	40,000	293
36			Statement of Activities Net Result	39,707	17,310	40,000	293
37		FC_B20 Designated Op	A_B4000 Tuition & Educational Fees	-	-	-	-
38			A_B4100 Sales of Goods & Services	-	-	-	-
39			A_B4300 Grants & Contracts	-	-	-	-
40			A_43501 Federal Appropriations	-	-	-	-
41			A_B4400 Other Operating Revenue	-	-	-	-
42			A_B5000 Non Operating Revenues	-	-	-	-
43	A_B5100 Appropriations		-	-	-	-	
44	A_B5300 Gifts		-	-	-	-	
45	A_B5500 Investment Income		-	-	-	-	
46	A_B5600 Other Non Operating Revenues		-	-	-	-	
47			Total Revenue Revenue	-	-	-	-
48			A_B6000 Salaries, Wages & Benefits	-	-	-	-
49			A_B6200 Services & Fees	-	-	-	-
50			A_B6300 Travel	-	-	-	-
51			A_B6400 Supplies	-	-	-	-
52			A_B6450 Utilities	-	-	-	-
53			A_B6500 Repairs & Maintenance	-	-	-	-
54			A_B6550 Rentals & Leases	-	-	-	-
55			A_B6575 Interest Expense	-	-	-	-
56			A_B6600 Claims & Judgements	-	-	-	-
57			A_B6650 Other Expense	-	-	-	-
58			A_B6700 Subcontracts	-	-	-	-
59			A_B6900 Depreciation & Amortization	-	-	-	-
60			A_B7000 Capital Expense	-	-	-	-
61			A_B7200 Discontinued Operations	-	-	-	-
62			A_B7500 Other Non Operating Expenses	-	-	-	-
63			A_B7600 Internal Allocations & Sales	-	-	-	-
64			A_B7700 Funding Trfers	-	-	-	-
65			Total Expenses Expenses	-	-	-	-
66			Statement of Activities Net Result	-	-	-	-


	A	B	C	D	E	F	
1							
2	O_10205: Wyoming Institute for Humanities						
3	Board of Trustees Report						
4	O_10205: Wyoming Institute for Humanities						
5			FY18		FY19		
6	Fund Class - Source	Summary Level Natural Accounts	Budget	Actual through March	Budget	Variance FY18 Budget to FY19 Budget	
67		A_B4000 Tuition & Educational Fees	-	-	-	-	
68		A_B4100 Sales of Goods & Services	-	-	-	-	
69		A_B4300 Grants & Contracts	-	-	-	-	
70		A_43501 Federal Appropriations	-	-	-	-	
71		A_B4400 Other Operating Revenue	-	-	-	-	
72		A_B5000 Non Operating Revenues	-	-	-	-	
73		A_B5100 Appropriations	-	-	-	-	
74		A_B5300 Gifts	-	(2,507)	-	-	
75		A_B5500 Investment Income	-	-	-	-	
76		A_B5600 Other Non Operating Revenues	-	-	-	-	
77		Total_Revenue Revenue	-	(2,507)	-	-	
78		A_B6000 Salaries, Wages & Benefits	-	-	-	-	
79		A_B6200 Services & Fees	-	900	-	-	
80		A_B6300 Travel	-	2,668	-	-	
81	FC_B30 Restr Expendable Op	A_B6400 Supplies	-	-	-	-	
82		A_B6450 Utilities	-	-	-	-	
83		A_B6500 Repairs & Maintenance	-	-	-	-	
84		A_B6550 Rentals & Leases	-	-	-	-	
85		A_B6575 Interest Expense	-	-	-	-	
86		A_B6600 Claims & Judgements	-	-	-	-	
87		A_B6650 Other Expense	-	-	-	-	
88		A_B6700 Subcontracts	-	-	-	-	
89		A_B6900 Depreciation & Amortization	-	-	-	-	
90		A_B7000 Capital Expense	-	-	-	-	
91		A_B7200 Discontinued Operations	-	-	-	-	
92		A_B7500 Other Non Operating Expenses	-	-	-	-	
93		A_B7600 Internal Allocations & Sales	-	-	-	-	
94		A_B7700 Funding Tranfers	-	-	-	-	
95			Total_Expenses Expenses	-	3,568	-	-
96			Statement of Activities Net Result	-	1,061	-	-
97		A_B4000 Tuition & Educational Fees	-	-	-	-	
98		A_B4100 Sales of Goods & Services	-	-	-	-	
99		A_B4300 Grants & Contracts	-	-	-	-	
100		A_43501 Federal Appropriations	-	-	-	-	
101		A_B4400 Other Operating Revenue	-	-	-	-	
102		A_B5000 Non Operating Revenues	-	-	-	-	
103		A_B5100 Appropriations	-	-	-	-	
104		A_B5300 Gifts	-	-	-	-	
105		A_B5500 Investment Income	-	-	-	-	
106		A_B5600 Other Non Operating Revenues	-	-	-	-	
107		Total_Revenue Revenue	-	-	-	-	
108		A_B6000 Salaries, Wages & Benefits	-	-	-	-	
109		A_B6200 Services & Fees	-	-	-	-	
110		A_B6300 Travel	-	-	-	-	
111	FC_B35 Restr Expendable Non Op	A_B6400 Supplies	-	-	-	-	
112		A_B6450 Utilities	-	-	-	-	
113		A_B6500 Repairs & Maintenance	-	-	-	-	
114		A_B6550 Rentals & Leases	-	-	-	-	
115		A_B6575 Interest Expense	-	-	-	-	
116		A_B6600 Claims & Judgements	-	-	-	-	
117		A_B6650 Other Expense	-	-	-	-	
118		A_B6700 Subcontracts	-	-	-	-	
119		A_B6900 Depreciation & Amortization	-	-	-	-	
120		A_B7000 Capital Expense	-	-	-	-	
121		A_B7200 Discontinued Operations	-	-	-	-	
122		A_B7500 Other Non Operating Expenses	-	-	-	-	
123		A_B7600 Internal Allocations & Sales	-	-	-	-	
124		A_B7700 Funding Tranfers	-	-	-	-	
125			Total_Expenses Expenses	-	-	-	-
126			Statement of Activities Net Result	-	-	-	-


	A	B	C	D	E	F
1						
2	O_10205: Wyoming Institute for Humanities					
3	Board of Trustees Report					
4	O_10205: Wyoming Institute for Humanities					
5			FY18		FY19	
6	Fund Class - Source	Summary Level Natural Accounts	Budget	Actual through March	Budget	Variance FY18 Budget to FY19 Budget
127		A_B4000 Tuition & Educational Fees	-	-	-	-
128		A_B4100 Sales of Goods & Services	-	-	-	-
129		A_B4300 Grants & Contracts	-	-	-	-
130		A_43501 Federal Appropriations	-	-	-	-
131		A_B4400 Other Operating Revenue	-	-	-	-
132		A_B5000 Non Operating Revenues	-	-	-	-
133		A_B5100 Appropriations	-	-	-	-
134		A_B5300 Gifts	-	-	-	-
135		A_B5500 Investment Income	-	-	-	-
136		A_B5600 Other Non Operating Revenues	-	-	-	-
137		Total_Revenue Revenue	-	-	-	-
138		A_B6000 Salaries, Wages & Benefits	-	-	-	-
139		A_B6200 Services & Fees	-	-	-	-
140		A_B6300 Travel	-	-	-	-
141	FC_B40 Restr	A_B6400 Supplies	-	-	-	-
142	Grants	A_B6450 Utilities	-	-	-	-
143		A_B6500 Repairs & Maintenance	-	-	-	-
144		A_B6550 Rentals & Leases	-	-	-	-
145		A_B6575 Interest Expense	-	-	-	-
146		A_B6600 Claims & Judgements	-	-	-	-
147		A_B6650 Other Expense	-	-	-	-
148		A_B6700 Subcontracts	-	-	-	-
149		A_B6900 Depreciation & Amortization	-	-	-	-
150		A_B7000 Capital Expense	-	-	-	-
151		A_B7200 Discontinued Operations	-	-	-	-
152		A_B7500 Other Non Operating Expenses	-	-	-	-
153		A_B7600 Internal Allocations & Sales	-	-	-	-
154		A_B7700 Funding Tranfers	-	-	-	-
155		Total_Expenses Expenses	-	-	-	-
156		Statement of Activities Net Result	-	-	-	-
157		A_B4000 Tuition & Educational Fees	-	-	-	-
158		A_B4100 Sales of Goods & Services	-	-	-	-
159		A_B4300 Grants & Contracts	-	-	-	-
160		A_43501 Federal Appropriations	-	-	-	-
161		A_B4400 Other Operating Revenue	-	-	-	-
162		A_B5000 Non Operating Revenues	-	-	-	-
163		A_B5100 Appropriations	-	-	-	-
164		A_B5300 Gifts	-	-	-	-
165		A_B5500 Investment Income	-	-	-	-
166		A_B5600 Other Non Operating Revenues	-	-	-	-
167		Total_Revenue Revenue	-	-	-	-
168		A_B6000 Salaries, Wages & Benefits	-	-	-	-
169		A_B6200 Services & Fees	-	-	-	-
170		A_B6300 Travel	-	-	-	-
171	FC_B45 Restr	A_B6400 Supplies	-	-	-	-
172	Govt Funds	A_B6450 Utilities	-	-	-	-
173		A_B6500 Repairs & Maintenance	-	-	-	-
174		A_B6550 Rentals & Leases	-	-	-	-
175		A_B6575 Interest Expense	-	-	-	-
176		A_B6600 Claims & Judgements	-	-	-	-
177		A_B6650 Other Expense	-	-	-	-
178		A_B6700 Subcontracts	-	-	-	-
179		A_B6900 Depreciation & Amortization	-	-	-	-
180		A_B7000 Capital Expense	-	-	-	-
181		A_B7200 Discontinued Operations	-	-	-	-
182		A_B7500 Other Non Operating Expenses	-	-	-	-
183		A_B7600 Internal Allocations & Sales	-	-	-	-
184		A_B7700 Funding Tranfers	-	-	-	-
185		Total_Expenses Expenses	-	-	-	-
186		Statement of Activities Net Result	-	-	-	-


	A	B	C	D	E	F	
1							
2	O_C1030: Honors College Subdivision						
3	Board of Trustees Report						
4	O_C1030: Honors College Subdivision						
5			FY18		FY19		
6	Fund Class - Source	Summary Level Natural Accounts	Budget	Actual through March	Budget	Variance FY18 Budget to FY19 Budget	
7	FC_105 Unrestricted Operating Class	A_B4000 Tuition & Educational Fees	(85,000)	(230,708)	(99,423)	(14,423)	
8		A_B4100 Sales of Goods & Services	-	-	-	-	
9		A_B4300 Grants & Contracts	-	-	-	-	
10		A_43501 Federal Appropriations	-	-	-	-	
11		A_B4400 Other Operating Revenue	(38,000)	(21,000)	(21,000)	17,000	
12		A_B5000 Non Operating Revenues	-	-	-	-	
13		A_B5100 Appropriations	-	-	-	-	
14		A_B5300 Gifts	-	-	-	-	
15		A_B5500 Investment Income	-	-	-	-	
16		A_B5600 Other Non Operating Revenues	-	-	-	-	
17			Total_Revenue Revenue	(123,000)	(251,708)	(120,423)	2,577
18			A_B6000 Salaries, Wages & Benefits	774,582	556,998	1,102,984	328,402
19			A_B6200 Services & Fees	33,600	7,530	20,000	(13,600)
20			A_B6300 Travel	45,757	80,517	82,392	36,635
21			A_B6400 Supplies	85,000	48,226	25,000	(60,000)
22			A_B6450 Utilities	-	-	-	-
23			A_B6500 Repairs & Maintenance	-	-	-	-
24			A_B6550 Rentals & Leases	550	-	550	-
25			A_B6575 Interest Expense	-	-	-	-
26			A_B6600 Claims & Judgements	-	-	-	-
27			A_B6650 Other Expense	8,650	2,050	8,650	-
28			A_B6700 Subcontracts	-	-	-	-
29			A_B6900 Depreciation & Amortization	-	-	-	-
30			A_B7000 Capital Expense	-	-	-	-
31			A_B7200 Discontinued Operations	-	-	-	-
32			A_B7500 Other Non Operating Expenses	-	-	-	-
33			A_B7600 Internal Allocations & Sales	-	(6,561)	13,600	13,600
34			A_B7700 Funding Tranfers	(100,000)	-	-	100,000
35			Total_Expenses Expenses	848,140	688,761	1,253,176	405,037
36			Statement of Activities Net Result	725,140	437,053	1,132,753	407,614
37		FC_B20 Designated Op	A_B4000 Tuition & Educational Fees	-	-	-	-
38			A_B4100 Sales of Goods & Services	-	-	-	-
39			A_B4300 Grants & Contracts	-	-	-	-
40			A_43501 Federal Appropriations	-	-	-	-
41			A_B4400 Other Operating Revenue	-	-	-	-
42			A_B5000 Non Operating Revenues	-	-	-	-
43	A_B5100 Appropriations		-	-	-	-	
44	A_B5300 Gifts		-	-	-	-	
45	A_B5500 Investment Income		-	-	-	-	
46	A_B5600 Other Non Operating Revenues		-	-	-	-	
47			Total_Revenue Revenue	-	-	-	-
48			A_B6000 Salaries, Wages & Benefits	-	-	-	-
49			A_B6200 Services & Fees	-	-	-	-
50			A_B6300 Travel	-	-	-	-
51			A_B6400 Supplies	-	-	-	-
52			A_B6450 Utilities	-	-	-	-
53			A_B6500 Repairs & Maintenance	-	-	-	-
54			A_B6550 Rentals & Leases	-	-	-	-
55			A_B6575 Interest Expense	-	-	-	-
56			A_B6600 Claims & Judgements	-	-	-	-
57			A_B6650 Other Expense	-	-	-	-
58			A_B6700 Subcontracts	-	-	-	-
59			A_B6900 Depreciation & Amortization	-	-	-	-
60			A_B7000 Capital Expense	-	-	-	-
61			A_B7200 Discontinued Operations	-	-	-	-
62			A_B7500 Other Non Operating Expenses	-	-	-	-
63			A_B7600 Internal Allocations & Sales	-	-	-	-
64			A_B7700 Funding Tranfers	-	-	-	-
65			Total_Expenses Expenses	-	-	-	-
66			Statement of Activities Net Result	-	-	-	-


	A	B	C	D	E	F
1						
2	O_C1030: Honors College Subdivision					
3	Board of Trustees Report					
4	O_C1030: Honors College Subdivision					
5				FY18	FY19	
6	Fund Class - Source	Summary Level Natural Accounts	Budget	Actual through March	Budget	Variance FY18 Budget to FY19 Budget
67		A_B4000 Tuition & Educational Fees	-	1,000	-	-
68		A_B4100 Sales of Goods & Services	-	-	-	-
69		A_B4300 Grants & Contracts	-	-	-	-
70		A_43501 Federal Appropriations	-	-	-	-
71		A_B4400 Other Operating Revenue	-	-	-	-
72		A_B5000 Non Operating Revenues	-	-	-	-
73		A_B5100 Appropriations	-	-	-	-
74		A_B5300 Gifts	-	(88,296)	(111,570)	(111,570)
75		A_B5500 Investment Income	-	-	-	-
76		A_B5600 Other Non Operating Revenues	-	-	-	-
77		Total Revenue Revenue	-	(87,296)	(111,570)	(111,570)
78		A_B6000 Salaries, Wages & Benefits	-	86,524	108,570	108,570
79		A_B6200 Services & Fees	-	2,300	3,000	3,000
80		A_B6300 Travel	-	8,766	-	-
81	FC_B30 Restr	A_B6400 Supplies	-	7	-	-
82	Expendable Op	A_B6450 Utilities	-	-	-	-
83		A_B6500 Repairs & Maintenance	-	-	-	-
84		A_B6550 Rentals & Leases	-	-	-	-
85		A_B6575 Interest Expense	-	-	-	-
86		A_B6600 Claims & Judgements	-	-	-	-
87		A_B6650 Other Expense	-	-	-	-
88		A_B6700 Subcontracts	-	-	-	-
89		A_B6900 Depreciation & Amortization	-	-	-	-
90		A_B7000 Capital Expense	-	-	-	-
91		A_B7200 Discontinued Operations	-	-	-	-
92		A_B7500 Other Non Operating Expenses	-	-	-	-
93		A_B7600 Internal Allocations & Sales	-	13,229	-	-
94		A_B7700 Funding Tranfers	-	-	-	-
95		Total Expenses Expenses	-	110,825	111,570	111,570
96		Statement of Activities Net Result	-	23,529	-	-
97		A_B4000 Tuition & Educational Fees	-	-	-	-
98		A_B4100 Sales of Goods & Services	-	-	-	-
99		A_B4300 Grants & Contracts	-	-	-	-
100		A_43501 Federal Appropriations	-	-	-	-
101		A_B4400 Other Operating Revenue	-	-	-	-
102		A_B5000 Non Operating Revenues	-	-	-	-
103		A_B5100 Appropriations	-	-	-	-
104		A_B5300 Gifts	-	-	-	-
105		A_B5500 Investment Income	-	-	-	-
106		A_B5600 Other Non Operating Revenues	-	-	-	-
107		Total Revenue Revenue	-	-	-	-
108		A_B6000 Salaries, Wages & Benefits	-	-	-	-
109		A_B6200 Services & Fees	-	-	-	-
110		A_B6300 Travel	-	-	-	-
111	FC_B35 Restr	A_B6400 Supplies	-	-	-	-
112	Expendable	A_B6450 Utilities	-	-	-	-
113	Non Op	A_B6500 Repairs & Maintenance	-	-	-	-
114		A_B6550 Rentals & Leases	-	-	-	-
115		A_B6575 Interest Expense	-	-	-	-
116		A_B6600 Claims & Judgements	-	-	-	-
117		A_B6650 Other Expense	-	-	-	-
118		A_B6700 Subcontracts	-	-	-	-
119		A_B6900 Depreciation & Amortization	-	-	-	-
120		A_B7000 Capital Expense	-	-	-	-
121		A_B7200 Discontinued Operations	-	-	-	-
122		A_B7500 Other Non Operating Expenses	-	-	-	-
123		A_B7600 Internal Allocations & Sales	-	-	-	-
124		A_B7700 Funding Tranfers	-	-	-	-
125		Total Expenses Expenses	-	-	-	-
126		Statement of Activities Net Result	-	-	-	-


	A	B	C	D	E	F	
1							
2	O_C1030: Honors College Subdivision						
3	Board of Trustees Report						
4	O_C1030: Honors College Subdivision						
5				FY18	FY19		
6	Fund Class - Source	Summary Level Natural Accounts	Budget	Actual through March	Budget	Variance FY18 Budget to FY19 Budget	
127	FC_B40 Restr Grants	A_B4000 Tuition & Educational Fees	-	-	-	-	
128		A_B4100 Sales of Goods & Services	-	-	-	-	
129		A_B4300 Grants & Contracts	-	-	-	-	
130		A_43501 Federal Appropriations	-	-	-	-	
131		A_B4400 Other Operating Revenue	-	-	-	-	
132		A_B5000 Non Operating Revenues	-	-	-	-	
133		A_B5100 Appropriations	-	-	-	-	
134		A_B5300 Gifts	-	-	-	-	
135		A_B5500 Investment Income	-	-	-	-	
136		A_B5600 Other Non Operating Revenues	-	-	-	-	
137			Total Revenue Revenue	-	-	-	-
138			A_B6000 Salaries, Wages & Benefits	-	-	-	-
139			A_B6200 Services & Fees	-	-	-	-
140			A_B6300 Travel	-	-	-	-
141			A_B6400 Supplies	-	-	-	-
142			A_B6450 Utilities	-	-	-	-
143			A_B6500 Repairs & Maintenance	-	-	-	-
144			A_B6550 Rentals & Leases	-	-	-	-
145			A_B6575 Interest Expense	-	-	-	-
146			A_B6600 Claims & Judgements	-	-	-	-
147			A_B6650 Other Expense	-	-	-	-
148			A_B6700 Subcontracts	-	-	-	-
149			A_B6900 Depreciation & Amortization	-	-	-	-
150			A_B7000 Capital Expense	-	-	-	-
151			A_B7200 Discontinued Operations	-	-	-	-
152			A_B7500 Other Non Operating Expenses	-	-	-	-
153			A_B7600 Internal Allocations & Sales	-	-	-	-
154			A_B7700 Funding Tranfers	-	-	-	-
155			Total Expenses Expenses	-	-	-	-
156			Statement of Activities Net Result	-	-	-	-
157		FC_B45 Restr Govt Funds	A_B4000 Tuition & Educational Fees	-	-	-	-
158			A_B4100 Sales of Goods & Services	-	-	-	-
159	A_B4300 Grants & Contracts		-	-	-	-	
160	A_43501 Federal Appropriations		-	-	-	-	
161	A_B4400 Other Operating Revenue		-	-	-	-	
162	A_B5000 Non Operating Revenues		-	-	-	-	
163	A_B5100 Appropriations		-	-	-	-	
164	A_B5300 Gifts		-	-	-	-	
165	A_B5500 Investment Income		-	-	-	-	
166	A_B5600 Other Non Operating Revenues		-	-	-	-	
167			Total Revenue Revenue	-	-	-	-
168			A_B6000 Salaries, Wages & Benefits	-	-	-	-
169			A_B6200 Services & Fees	-	-	-	-
170			A_B6300 Travel	-	-	-	-
171			A_B6400 Supplies	-	-	-	-
172			A_B6450 Utilities	-	-	-	-
173			A_B6500 Repairs & Maintenance	-	-	-	-
174			A_B6550 Rentals & Leases	-	-	-	-
175			A_B6575 Interest Expense	-	-	-	-
176			A_B6600 Claims & Judgements	-	-	-	-
177			A_B6650 Other Expense	-	-	-	-
178			A_B6700 Subcontracts	-	-	-	-
179			A_B6900 Depreciation & Amortization	-	-	-	-
180			A_B7000 Capital Expense	-	-	-	-
181			A_B7200 Discontinued Operations	-	-	-	-
182			A_B7500 Other Non Operating Expenses	-	-	-	-
183			A_B7600 Internal Allocations & Sales	-	-	-	-
184			A_B7700 Funding Tranfers	-	-	-	-
185			Total Expenses Expenses	-	-	-	-
186			Statement of Activities Net Result	-	-	-	-


	A	B	C	D	E	F	
1							
2	O_10301: Honors College						
3	Board of Trustees Report						
4	O_10301: Honors College						
5			FY18		FY19		
6	Fund Class - Source	Summary Level Natural Accounts	Budget	Actual through March	Budget	Variance FY18 Budget to FY19 Budget	
7	FC_105 Unrestricted Operating Class	A_B4000 Tuition & Educational Fees	(85,000)	(230,708)	(99,423)	(14,423)	
8		A_B4100 Sales of Goods & Services	-	-	-	-	
9		A_B4300 Grants & Contracts	-	-	-	-	
10		A_43501 Federal Appropriations	-	-	-	-	
11		A_B4400 Other Operating Revenue	(38,000)	(21,000)	(21,000)	17,000	
12		A_B5000 Non Operating Revenues	-	-	-	-	
13		A_B5100 Appropriations	-	-	-	-	
14		A_B5300 Gifts	-	-	-	-	
15		A_B5500 Investment Income	-	-	-	-	
16		A_B5600 Other Non Operating Revenues	-	-	-	-	
17			Total_Revenue Revenue	(123,000)	(251,708)	(120,423)	2,577
18			A_B6000 Salaries, Wages & Benefits	774,582	556,998	1,102,984	328,402
19			A_B6200 Services & Fees	33,600	7,530	20,000	(13,600)
20			A_B6300 Travel	45,757	80,517	82,392	36,635
21			A_B6400 Supplies	85,000	48,226	25,000	(60,000)
22			A_B6450 Utilities	-	-	-	-
23			A_B6500 Repairs & Maintenance	-	-	-	-
24			A_B6550 Rentals & Leases	550	-	550	-
25			A_B6575 Interest Expense	-	-	-	-
26			A_B6600 Claims & Judgements	-	-	-	-
27			A_B6650 Other Expense	8,650	2,050	8,650	-
28			A_B6700 Subcontracts	-	-	-	-
29			A_B6900 Depreciation & Amortization	-	-	-	-
30			A_B7000 Capital Expense	-	-	-	-
31			A_B7200 Discontinued Operations	-	-	-	-
32			A_B7500 Other Non Operating Expenses	-	-	-	-
33			A_B7600 Internal Allocations & Sales	-	(6,561)	13,600	13,600
34			A_B7700 Funding Tranfers	(100,000)	-	-	100,000
35			Total_Expenses Expenses	848,140	688,761	1,253,176	405,037
36			Statement of Activities Net Result	725,140	437,053	1,132,753	407,614
37		FC_B20 Designated Op	A_B4000 Tuition & Educational Fees	-	-	-	-
38			A_B4100 Sales of Goods & Services	-	-	-	-
39			A_B4300 Grants & Contracts	-	-	-	-
40			A_43501 Federal Appropriations	-	-	-	-
41			A_B4400 Other Operating Revenue	-	-	-	-
42			A_B5000 Non Operating Revenues	-	-	-	-
43	A_B5100 Appropriations		-	-	-	-	
44	A_B5300 Gifts		-	-	-	-	
45	A_B5500 Investment Income		-	-	-	-	
46	A_B5600 Other Non Operating Revenues		-	-	-	-	
47			Total_Revenue Revenue	-	-	-	-
48			A_B6000 Salaries, Wages & Benefits	-	-	-	-
49			A_B6200 Services & Fees	-	-	-	-
50			A_B6300 Travel	-	-	-	-
51			A_B6400 Supplies	-	-	-	-
52			A_B6450 Utilities	-	-	-	-
53			A_B6500 Repairs & Maintenance	-	-	-	-
54			A_B6550 Rentals & Leases	-	-	-	-
55			A_B6575 Interest Expense	-	-	-	-
56			A_B6600 Claims & Judgements	-	-	-	-
57			A_B6650 Other Expense	-	-	-	-
58			A_B6700 Subcontracts	-	-	-	-
59			A_B6900 Depreciation & Amortization	-	-	-	-
60			A_B7000 Capital Expense	-	-	-	-
61			A_B7200 Discontinued Operations	-	-	-	-
62			A_B7500 Other Non Operating Expenses	-	-	-	-
63			A_B7600 Internal Allocations & Sales	-	-	-	-
64			A_B7700 Funding Tranfers	-	-	-	-
65			Total_Expenses Expenses	-	-	-	-
66			Statement of Activities Net Result	-	-	-	-


	A	B	C	D	E	F
1						
2	O_10301: Honors College					
3	Board of Trustees Report					
4	O_10301: Honors College					
5				FY18	FY19	
6	Fund Class - Source	Summary Level Natural Accounts	Budget	Actual through March	Budget	Variance FY18 Budget to FY19 Budget
67		A_B4000 Tuition & Educational Fees	-	1,000	-	-
68		A_B4100 Sales of Goods & Services	-	-	-	-
69		A_B4300 Grants & Contracts	-	-	-	-
70		A_43501 Federal Appropriations	-	-	-	-
71		A_B4400 Other Operating Revenue	-	-	-	-
72		A_B5000 Non Operating Revenues	-	-	-	-
73		A_B5100 Appropriations	-	-	-	-
74		A_B5300 Gifts	-	(88,296)	(111,570)	(111,570)
75		A_B5500 Investment Income	-	-	-	-
76		A_B5600 Other Non Operating Revenues	-	-	-	-
77		Total Revenue Revenue	-	(87,296)	(111,570)	(111,570)
78		A_B6000 Salaries, Wages & Benefits	-	86,524	108,570	108,570
79		A_B6200 Services & Fees	-	2,300	3,000	3,000
80		A_B6300 Travel	-	8,766	-	-
81	FC_B30 Restr	A_B6400 Supplies	-	7	-	-
82	Expendable Op	A_B6450 Utilities	-	-	-	-
83		A_B6500 Repairs & Maintenance	-	-	-	-
84		A_B6550 Rentals & Leases	-	-	-	-
85		A_B6575 Interest Expense	-	-	-	-
86		A_B6600 Claims & Judgements	-	-	-	-
87		A_B6650 Other Expense	-	-	-	-
88		A_B6700 Subcontracts	-	-	-	-
89		A_B6900 Depreciation & Amortization	-	-	-	-
90		A_B7000 Capital Expense	-	-	-	-
91		A_B7200 Discontinued Operations	-	-	-	-
92		A_B7500 Other Non Operating Expenses	-	-	-	-
93		A_B7600 Internal Allocations & Sales	-	13,229	-	-
94		A_B7700 Funding Tranfers	-	-	-	-
95		Total Expenses Expenses	-	110,825	111,570	111,570
96		Statement of Activities Net Result	-	23,529	-	-
97		A_B4000 Tuition & Educational Fees	-	-	-	-
98		A_B4100 Sales of Goods & Services	-	-	-	-
99		A_B4300 Grants & Contracts	-	-	-	-
100		A_43501 Federal Appropriations	-	-	-	-
101		A_B4400 Other Operating Revenue	-	-	-	-
102		A_B5000 Non Operating Revenues	-	-	-	-
103		A_B5100 Appropriations	-	-	-	-
104		A_B5300 Gifts	-	-	-	-
105		A_B5500 Investment Income	-	-	-	-
106		A_B5600 Other Non Operating Revenues	-	-	-	-
107		Total Revenue Revenue	-	-	-	-
108		A_B6000 Salaries, Wages & Benefits	-	-	-	-
109		A_B6200 Services & Fees	-	-	-	-
110		A_B6300 Travel	-	-	-	-
111	FC_B35 Restr	A_B6400 Supplies	-	-	-	-
112	Expendable	A_B6450 Utilities	-	-	-	-
113	Non Op	A_B6500 Repairs & Maintenance	-	-	-	-
114		A_B6550 Rentals & Leases	-	-	-	-
115		A_B6575 Interest Expense	-	-	-	-
116		A_B6600 Claims & Judgements	-	-	-	-
117		A_B6650 Other Expense	-	-	-	-
118		A_B6700 Subcontracts	-	-	-	-
119		A_B6900 Depreciation & Amortization	-	-	-	-
120		A_B7000 Capital Expense	-	-	-	-
121		A_B7200 Discontinued Operations	-	-	-	-
122		A_B7500 Other Non Operating Expenses	-	-	-	-
123		A_B7600 Internal Allocations & Sales	-	-	-	-
124		A_B7700 Funding Tranfers	-	-	-	-
125		Total Expenses Expenses	-	-	-	-
126		Statement of Activities Net Result	-	-	-	-


	A	B	C	D	E	F
1						
2	O_10301: Honors College					
3	Board of Trustees Report					
4	O_10301: Honors College					
5			FY18		FY19	
6	Fund Class - Source	Summary Level Natural Accounts	Budget	Actual through March	Budget	Variance FY18 Budget to FY19 Budget
127		A_B4000 Tuition & Educational Fees	-	-	-	-
128		A_B4100 Sales of Goods & Services	-	-	-	-
129		A_B4300 Grants & Contracts	-	-	-	-
130		A_43501 Federal Appropriations	-	-	-	-
131		A_B4400 Other Operating Revenue	-	-	-	-
132		A_B5000 Non Operating Revenues	-	-	-	-
133		A_B5100 Appropriations	-	-	-	-
134		A_B5300 Gifts	-	-	-	-
135		A_B5500 Investment Income	-	-	-	-
136		A_B5600 Other Non Operating Revenues	-	-	-	-
137		Total_Revenue Revenue	-	-	-	-
138		A_B6000 Salaries, Wages & Benefits	-	-	-	-
139		A_B6200 Services & Fees	-	-	-	-
140		A_B6300 Travel	-	-	-	-
141	FC_B40 Restr	A_B6400 Supplies	-	-	-	-
142	Grants	A_B6450 Utilities	-	-	-	-
143		A_B6500 Repairs & Maintenance	-	-	-	-
144		A_B6550 Rentals & Leases	-	-	-	-
145		A_B6575 Interest Expense	-	-	-	-
146		A_B6600 Claims & Judgements	-	-	-	-
147		A_B6650 Other Expense	-	-	-	-
148		A_B6700 Subcontracts	-	-	-	-
149		A_B6900 Depreciation & Amortization	-	-	-	-
150		A_B7000 Capital Expense	-	-	-	-
151		A_B7200 Discontinued Operations	-	-	-	-
152		A_B7500 Other Non Operating Expenses	-	-	-	-
153		A_B7600 Internal Allocations & Sales	-	-	-	-
154		A_B7700 Funding Tranfers	-	-	-	-
155		Total_Expenses Expenses	-	-	-	-
156		Statement of Activities Net Result	-	-	-	-
157		A_B4000 Tuition & Educational Fees	-	-	-	-
158		A_B4100 Sales of Goods & Services	-	-	-	-
159		A_B4300 Grants & Contracts	-	-	-	-
160		A_43501 Federal Appropriations	-	-	-	-
161		A_B4400 Other Operating Revenue	-	-	-	-
162		A_B5000 Non Operating Revenues	-	-	-	-
163		A_B5100 Appropriations	-	-	-	-
164		A_B5300 Gifts	-	-	-	-
165		A_B5500 Investment Income	-	-	-	-
166		A_B5600 Other Non Operating Revenues	-	-	-	-
167		Total_Revenue Revenue	-	-	-	-
168		A_B6000 Salaries, Wages & Benefits	-	-	-	-
169		A_B6200 Services & Fees	-	-	-	-
170		A_B6300 Travel	-	-	-	-
171	FC_B45 Restr	A_B6400 Supplies	-	-	-	-
172	Govt Funds	A_B6450 Utilities	-	-	-	-
173		A_B6500 Repairs & Maintenance	-	-	-	-
174		A_B6550 Rentals & Leases	-	-	-	-
175		A_B6575 Interest Expense	-	-	-	-
176		A_B6600 Claims & Judgements	-	-	-	-
177		A_B6650 Other Expense	-	-	-	-
178		A_B6700 Subcontracts	-	-	-	-
179		A_B6900 Depreciation & Amortization	-	-	-	-
180		A_B7000 Capital Expense	-	-	-	-
181		A_B7200 Discontinued Operations	-	-	-	-
182		A_B7500 Other Non Operating Expenses	-	-	-	-
183		A_B7600 Internal Allocations & Sales	-	-	-	-
184		A_B7700 Funding Tranfers	-	-	-	-
185		Total_Expenses Expenses	-	-	-	-
186		Statement of Activities Net Result	-	-	-	-


	A	B	C	D	E	F	
1							
2	O_C1040: Haub School of Environment & Natural Resources Subdivision						
3	Board of Trustees Report						
4	O_C1040: Haub School of Environment & Natural Resources Subdivision						
5			FY18		FY19		
6	Fund Class - Source	Summary Level Natural Accounts	Budget	Actual through March	Budget	Variance FY18 Budget to FY19 Budget	
7	FC_105 Unrestricted Operating Class	A_B4000 Tuition & Educational Fees	(45,000)	(80,123)	-	45,000	
8		A_B4100 Sales of Goods & Services	-	(7,130)	-	-	
9		A_B4300 Grants & Contracts	-	-	-	-	
10		A_43501 Federal Appropriations	-	-	-	-	
11		A_B4400 Other Operating Revenue	-	-	-	-	
12		A_B5000 Non Operating Revenues	-	-	-	-	
13		A_B5100 Appropriations	-	-	-	-	
14		A_B5300 Gifts	-	-	-	-	
15		A_B5500 Investment Income	-	-	-	-	
16		A_B5600 Other Non Operating Revenues	-	-	-	-	
17			Total Revenue Revenue	(45,000)	(87,253)	-	45,000
18			A_B6000 Salaries, Wages & Benefits	647,898	521,507	1,518,031	870,133
19			A_B6200 Services & Fees	12,500	41,393	-	(12,500)
20			A_B6300 Travel	29,500	17,953	-	(29,500)
21			A_B6400 Supplies	10,100	712	-	(10,100)
22			A_B6450 Utilities	-	-	-	-
23			A_B6500 Repairs & Maintenance	-	217	-	-
24			A_B6550 Rentals & Leases	-	-	-	-
25			A_B6575 Interest Expense	-	-	-	-
26			A_B6600 Claims & Judgements	-	-	-	-
27			A_B6650 Other Expense	700	3,387	-	(700)
28			A_B6700 Subcontracts	-	-	-	-
29			A_B6900 Depreciation & Amortization	-	-	-	-
30			A_B7000 Capital Expense	-	-	-	-
31			A_B7200 Discontinued Operations	-	-	-	-
32			A_B7500 Other Non Operating Expenses	-	-	-	-
33			A_B7600 Internal Allocations & Sales	(36,234)	1,701	(36,234)	-
34			A_B7700 Funding Tranfers	(45,220)	-	-	45,220
35			Total Expenses Expenses	619,244	586,869	1,481,797	862,553
36			Statement of Activities Net Result	574,244	499,615	1,481,797	907,553
37		FC_B20 Designated Op	A_B4000 Tuition & Educational Fees	-	-	(76,780)	(76,780)
38			A_B4100 Sales of Goods & Services	-	-	-	-
39			A_B4300 Grants & Contracts	-	-	-	-
40			A_43501 Federal Appropriations	-	-	-	-
41			A_B4400 Other Operating Revenue	-	-	-	-
42			A_B5000 Non Operating Revenues	-	-	-	-
43	A_B5100 Appropriations		-	-	-	-	
44	A_B5300 Gifts		-	-	-	-	
45	A_B5500 Investment Income		-	-	-	-	
46	A_B5600 Other Non Operating Revenues		-	-	-	-	
47			Total Revenue Revenue	-	-	(76,780)	(76,780)
48			A_B6000 Salaries, Wages & Benefits	-	-	163,120	163,120
49			A_B6200 Services & Fees	-	-	-	-
50			A_B6300 Travel	-	-	105,000	105,000
51			A_B6400 Supplies	-	-	218,000	218,000
52			A_B6450 Utilities	-	-	-	-
53			A_B6500 Repairs & Maintenance	-	-	-	-
54			A_B6550 Rentals & Leases	-	-	-	-
55			A_B6575 Interest Expense	-	-	-	-
56			A_B6600 Claims & Judgements	-	-	-	-
57			A_B6650 Other Expense	-	-	15,000	15,000
58			A_B6700 Subcontracts	-	-	-	-
59			A_B6900 Depreciation & Amortization	-	-	-	-
60			A_B7000 Capital Expense	-	-	-	-
61			A_B7200 Discontinued Operations	-	-	-	-
62			A_B7500 Other Non Operating Expenses	-	-	-	-
63			A_B7600 Internal Allocations & Sales	-	-	(75,000)	(75,000)
64			A_B7700 Funding Tranfers	-	-	(401,990)	(401,990)
65			Total Expenses Expenses	-	-	24,130	24,130
66			Statement of Activities Net Result	-	-	(52,650)	(52,650)


	A	B	C	D	E	F
1						
2	O_C1040: Haub School of Environment & Natural Resources Subdivision					
3	Board of Trustees Report					
4	O_C1040: Haub School of Environment & Natural Resources Subdivision					
5				FY18	FY19	
6	Fund Class - Source	Summary Level Natural Accounts	Budget	Actual through March	Budget	Variance FY18 Budget to FY19 Budget
67		A_B4000 Tuition & Educational Fees	-	27,016	72,230	72,230
68		A_B4100 Sales of Goods & Services	-	-	-	-
69		A_B4300 Grants & Contracts	-	-	-	-
70		A_43501 Federal Appropriations	-	-	-	-
71		A_B4400 Other Operating Revenue	-	-	-	-
72		A_B5000 Non Operating Revenues	-	-	-	-
73		A_B5100 Appropriations	-	(378,674)	-	-
74		A_B5300 Gifts	-	(1,031,636)	(1,945,801)	(1,945,801)
75		A_B5500 Investment Income	-	-	-	-
76		A_B5600 Other Non Operating Revenues	-	-	-	-
77		Total_Revenue Revenue	-	(1,383,294)	(1,873,571)	(1,873,571)
78		A_B6000 Salaries, Wages & Benefits	-	1,145,562	1,286,664	1,286,664
79		A_B6200 Services & Fees	-	80,814	170,220	170,220
80		A_B6300 Travel	-	103,268	93,000	93,000
81	FC_B30 Restr	A_B6400 Supplies	-	105,692	153,428	153,428
82	Expendable Op	A_B6450 Utilities	-	-	-	-
83		A_B6500 Repairs & Maintenance	-	3	-	-
84		A_B6550 Rentals & Leases	-	7,306	5,500	5,500
85		A_B6575 Interest Expense	-	-	-	-
86		A_B6600 Claims & Judgements	-	-	-	-
87		A_B6650 Other Expense	-	14,809	73,760	73,760
88		A_B6700 Subcontracts	-	446	-	-
89		A_B6900 Depreciation & Amortization	-	-	-	-
90		A_B7000 Capital Expense	-	-	-	-
91		A_B7200 Discontinued Operations	-	-	-	-
92		A_B7500 Other Non Operating Expenses	-	-	-	-
93		A_B7600 Internal Allocations & Sales	-	40,612	11,000	11,000
94		A_B7700 Funding Tranfers	-	-	80,000	80,000
95		Total_Expenses Expenses	-	1,498,512	1,873,571	1,873,571
96		Statement of Activities Net Result	-	115,218	0	0
97		A_B4000 Tuition & Educational Fees	-	-	-	-
98		A_B4100 Sales of Goods & Services	-	-	-	-
99		A_B4300 Grants & Contracts	-	-	-	-
100		A_43501 Federal Appropriations	-	-	-	-
101		A_B4400 Other Operating Revenue	-	-	-	-
102		A_B5000 Non Operating Revenues	-	-	-	-
103		A_B5100 Appropriations	-	-	-	-
104		A_B5300 Gifts	-	-	-	-
105		A_B5500 Investment Income	-	-	-	-
106		A_B5600 Other Non Operating Revenues	-	-	-	-
107		Total_Revenue Revenue	-	-	-	-
108		A_B6000 Salaries, Wages & Benefits	-	-	-	-
109		A_B6200 Services & Fees	-	-	-	-
110		A_B6300 Travel	-	-	-	-
111	FC_B35 Restr	A_B6400 Supplies	-	-	-	-
112	Expendable Non Op	A_B6450 Utilities	-	-	-	-
113		A_B6500 Repairs & Maintenance	-	-	-	-
114		A_B6550 Rentals & Leases	-	-	-	-
115		A_B6575 Interest Expense	-	-	-	-
116		A_B6600 Claims & Judgements	-	-	-	-
117		A_B6650 Other Expense	-	-	-	-
118		A_B6700 Subcontracts	-	-	-	-
119		A_B6900 Depreciation & Amortization	-	-	-	-
120		A_B7000 Capital Expense	-	-	-	-
121		A_B7200 Discontinued Operations	-	-	-	-
122		A_B7500 Other Non Operating Expenses	-	-	-	-
123		A_B7600 Internal Allocations & Sales	-	-	-	-
124		A_B7700 Funding Tranfers	-	-	-	-
125		Total_Expenses Expenses	-	-	-	-
126		Statement of Activities Net Result	-	-	-	-


	A	B	C	D	E	F
1						
2	O_C1040: Haub School of Environment & Natural Resources Subdivision					
3	Board of Trustees Report					
4	O_C1040: Haub School of Environment & Natural Resources Subdivision					
5				FY18	FY19	
6	Fund Class - Source	Summary Level Natural Accounts	Budget	Actual through March	Budget	Variance FY18 Budget to FY19 Budget
127		A_B4000 Tuition & Educational Fees	-	-	25,821	25,821
128		A_B4100 Sales of Goods & Services	-	-	-	-
129		A_B4300 Grants & Contracts	-	(438,926)	(761,904)	(761,904)
130		A_43501 Federal Appropriations	-	-	-	-
131		A_B4400 Other Operating Revenue	-	-	-	-
132		A_B5000 Non Operating Revenues	-	-	-	-
133		A_B5100 Appropriations	-	-	-	-
134		A_B5300 Gifts	-	-	-	-
135		A_B5500 Investment Income	-	-	-	-
136		A_B5600 Other Non Operating Revenues	-	(56,327)	70,077	70,077
137		Total Revenue Revenue	-	(495,253)	(666,006)	(666,006)
138		A_B6000 Salaries, Wages & Benefits	-	157,632	344,771	344,771
139		A_B6200 Services & Fees	-	47,653	34,539	34,539
140		A_B6300 Travel	-	27,660	35,127	35,127
141	FC_B40 Restr	A_B6400 Supplies	-	6,598	150,953	150,953
142	Grants	A_B6450 Utilities	-	-	-	-
143		A_B6500 Repairs & Maintenance	-	-	-	-
144		A_B6550 Rentals & Leases	-	-	19,987	19,987
145		A_B6575 Interest Expense	-	-	-	-
146		A_B6600 Claims & Judgements	-	-	-	-
147		A_B6650 Other Expense	-	65,497	-	-
148		A_B6700 Subcontracts	-	172,821	61,818	61,818
149		A_B6900 Depreciation & Amortization	-	-	-	-
150		A_B7000 Capital Expense	-	-	-	-
151		A_B7200 Discontinued Operations	-	-	-	-
152		A_B7500 Other Non Operating Expenses	-	-	916	916
153		A_B7600 Internal Allocations & Sales	-	-	-	-
154		A_B7700 Funding Tranfers	-	-	-	-
155		Total Expenses Expenses	-	477,861	648,112	648,112
156		Statement of Activities Net Result	-	(17,392)	(17,895)	(17,895)
157		A_B4000 Tuition & Educational Fees	-	-	-	-
158		A_B4100 Sales of Goods & Services	-	-	-	-
159		A_B4300 Grants & Contracts	-	-	-	-
160		A_43501 Federal Appropriations	-	-	-	-
161		A_B4400 Other Operating Revenue	-	-	-	-
162		A_B5000 Non Operating Revenues	-	-	-	-
163		A_B5100 Appropriations	-	-	-	-
164		A_B5300 Gifts	-	-	-	-
165		A_B5500 Investment Income	-	-	-	-
166		A_B5600 Other Non Operating Revenues	-	-	-	-
167		Total Revenue Revenue	-	-	-	-
168		A_B6000 Salaries, Wages & Benefits	-	-	-	-
169		A_B6200 Services & Fees	-	-	-	-
170		A_B6300 Travel	-	-	-	-
171	FC_B45 Restr	A_B6400 Supplies	-	-	-	-
172	Govt Funds	A_B6450 Utilities	-	-	-	-
173		A_B6500 Repairs & Maintenance	-	-	-	-
174		A_B6550 Rentals & Leases	-	-	-	-
175		A_B6575 Interest Expense	-	-	-	-
176		A_B6600 Claims & Judgements	-	-	-	-
177		A_B6650 Other Expense	-	-	-	-
178		A_B6700 Subcontracts	-	-	-	-
179		A_B6900 Depreciation & Amortization	-	-	-	-
180		A_B7000 Capital Expense	-	-	-	-
181		A_B7200 Discontinued Operations	-	-	-	-
182		A_B7500 Other Non Operating Expenses	-	-	-	-
183		A_B7600 Internal Allocations & Sales	-	-	-	-
184		A_B7700 Funding Tranfers	-	-	-	-
185		Total Expenses Expenses	-	-	-	-
186		Statement of Activities Net Result	-	-	-	-


	A	B	C	D	E	F	
1							
2	O_10401: Haub School of Environment & Natural Resources						
3	Board of Trustees Report						
4	O_10401: Haub School of Environment & Natural Resources						
5			FY18		FY19		
6	Fund Class - Source	Summary Level Natural Accounts	Budget	Actual through March	Budget	Variance FY18 Budget to FY19 Budget	
7	FC_105 Unrestricted Operating Class	A_B4000 Tuition & Educational Fees	(45,000)	(80,123)	-	45,000	
8		A_B4100 Sales of Goods & Services	-	(7,130)	-	-	
9		A_B4300 Grants & Contracts	-	-	-	-	
10		A_43501 Federal Appropriations	-	-	-	-	
11		A_B4400 Other Operating Revenue	-	-	-	-	
12		A_B5000 Non Operating Revenues	-	-	-	-	
13		A_B5100 Appropriations	-	-	-	-	
14		A_B5300 Gifts	-	-	-	-	
15		A_B5500 Investment Income	-	-	-	-	
16		A_B5600 Other Non Operating Revenues	-	-	-	-	
17			Total Revenue Revenue	(45,000)	(87,253)	-	45,000
18			A_B6000 Salaries, Wages & Benefits	647,898	521,507	1,518,031	870,133
19			A_B6200 Services & Fees	12,500	41,393	-	(12,500)
20			A_B6300 Travel	29,500	17,953	-	(29,500)
21			A_B6400 Supplies	10,100	712	-	(10,100)
22			A_B6450 Utilities	-	-	-	-
23			A_B6500 Repairs & Maintenance	-	217	-	-
24			A_B6550 Rentals & Leases	-	-	-	-
25			A_B6575 Interest Expense	-	-	-	-
26			A_B6600 Claims & Judgements	-	-	-	-
27			A_B6650 Other Expense	700	3,387	-	(700)
28			A_B6700 Subcontracts	-	-	-	-
29			A_B6900 Depreciation & Amortization	-	-	-	-
30			A_B7000 Capital Expense	-	-	-	-
31			A_B7200 Discontinued Operations	-	-	-	-
32			A_B7500 Other Non Operating Expenses	-	-	-	-
33			A_B7600 Internal Allocations & Sales	(36,234)	1,701	(36,234)	-
34			A_B7700 Funding Tranfers	(45,220)	-	-	45,220
35			Total Expenses Expenses	619,244	586,869	1,481,797	862,553
36			Statement of Activities Net Result	574,244	499,615	1,481,797	907,553
37		FC_B20 Designated Op	A_B4000 Tuition & Educational Fees	-	-	(76,780)	(76,780)
38			A_B4100 Sales of Goods & Services	-	-	-	-
39			A_B4300 Grants & Contracts	-	-	-	-
40			A_43501 Federal Appropriations	-	-	-	-
41			A_B4400 Other Operating Revenue	-	-	-	-
42			A_B5000 Non Operating Revenues	-	-	-	-
43	A_B5100 Appropriations		-	-	-	-	
44	A_B5300 Gifts		-	-	-	-	
45	A_B5500 Investment Income		-	-	-	-	
46	A_B5600 Other Non Operating Revenues		-	-	-	-	
47			Total Revenue Revenue	-	-	(76,780)	(76,780)
48			A_B6000 Salaries, Wages & Benefits	-	-	163,120	163,120
49			A_B6200 Services & Fees	-	-	-	-
50			A_B6300 Travel	-	-	105,000	105,000
51			A_B6400 Supplies	-	-	218,000	218,000
52			A_B6450 Utilities	-	-	-	-
53			A_B6500 Repairs & Maintenance	-	-	-	-
54			A_B6550 Rentals & Leases	-	-	-	-
55			A_B6575 Interest Expense	-	-	-	-
56			A_B6600 Claims & Judgements	-	-	-	-
57			A_B6650 Other Expense	-	-	15,000	15,000
58			A_B6700 Subcontracts	-	-	-	-
59			A_B6900 Depreciation & Amortization	-	-	-	-
60			A_B7000 Capital Expense	-	-	-	-
61			A_B7200 Discontinued Operations	-	-	-	-
62			A_B7500 Other Non Operating Expenses	-	-	-	-
63			A_B7600 Internal Allocations & Sales	-	-	(75,000)	(75,000)
64			A_B7700 Funding Tranfers	-	-	(401,990)	(401,990)
65			Total Expenses Expenses	-	-	24,130	24,130
66			Statement of Activities Net Result	-	-	(52,650)	(52,650)


	A	B	C	D	E	F
1						
2	O_10401: Haub School of Environment & Natural Resources					
3	Board of Trustees Report					
4	O_10401: Haub School of Environment & Natural Resources					
5				FY18	FY19	
6	Fund Class - Source	Summary Level Natural Accounts	Budget	Actual through March	Budget	Variance FY18 Budget to FY19 Budget
67		A_B4000 Tuition & Educational Fees	-	27,016	72,230	72,230
68		A_B4100 Sales of Goods & Services	-	-	-	-
69		A_B4300 Grants & Contracts	-	-	-	-
70		A_43501 Federal Appropriations	-	-	-	-
71		A_B4400 Other Operating Revenue	-	-	-	-
72		A_B5000 Non Operating Revenues	-	-	-	-
73		A_B5100 Appropriations	-	(378,674)	-	-
74		A_B5300 Gifts	-	(1,031,636)	(1,945,801)	(1,945,801)
75		A_B5500 Investment Income	-	-	-	-
76		A_B5600 Other Non Operating Revenues	-	-	-	-
77		Total_Revenue Revenue	-	(1,383,294)	(1,873,571)	(1,873,571)
78		A_B6000 Salaries, Wages & Benefits	-	1,145,562	1,286,664	1,286,664
79		A_B6200 Services & Fees	-	80,814	170,220	170,220
80		A_B6300 Travel	-	103,268	93,000	93,000
81	FC_B30 Restr	A_B6400 Supplies	-	105,692	153,428	153,428
82	Expendable Op	A_B6450 Utilities	-	-	-	-
83		A_B6500 Repairs & Maintenance	-	3	-	-
84		A_B6550 Rentals & Leases	-	7,306	5,500	5,500
85		A_B6575 Interest Expense	-	-	-	-
86		A_B6600 Claims & Judgements	-	-	-	-
87		A_B6650 Other Expense	-	14,809	73,760	73,760
88		A_B6700 Subcontracts	-	446	-	-
89		A_B6900 Depreciation & Amortization	-	-	-	-
90		A_B7000 Capital Expense	-	-	-	-
91		A_B7200 Discontinued Operations	-	-	-	-
92		A_B7500 Other Non Operating Expenses	-	-	-	-
93		A_B7600 Internal Allocations & Sales	-	40,612	11,000	11,000
94		A_B7700 Funding Tranfers	-	-	80,000	80,000
95		Total_Expenses Expenses	-	1,498,512	1,873,571	1,873,571
96		Statement of Activities Net Result	-	115,218	0	0
97		A_B4000 Tuition & Educational Fees	-	-	-	-
98		A_B4100 Sales of Goods & Services	-	-	-	-
99		A_B4300 Grants & Contracts	-	-	-	-
100		A_43501 Federal Appropriations	-	-	-	-
101		A_B4400 Other Operating Revenue	-	-	-	-
102		A_B5000 Non Operating Revenues	-	-	-	-
103		A_B5100 Appropriations	-	-	-	-
104		A_B5300 Gifts	-	-	-	-
105		A_B5500 Investment Income	-	-	-	-
106		A_B5600 Other Non Operating Revenues	-	-	-	-
107		Total_Revenue Revenue	-	-	-	-
108		A_B6000 Salaries, Wages & Benefits	-	-	-	-
109		A_B6200 Services & Fees	-	-	-	-
110		A_B6300 Travel	-	-	-	-
111	FC_B35 Restr	A_B6400 Supplies	-	-	-	-
112	Expendable Non Op	A_B6450 Utilities	-	-	-	-
113		A_B6500 Repairs & Maintenance	-	-	-	-
114		A_B6550 Rentals & Leases	-	-	-	-
115		A_B6575 Interest Expense	-	-	-	-
116		A_B6600 Claims & Judgements	-	-	-	-
117		A_B6650 Other Expense	-	-	-	-
118		A_B6700 Subcontracts	-	-	-	-
119		A_B6900 Depreciation & Amortization	-	-	-	-
120		A_B7000 Capital Expense	-	-	-	-
121		A_B7200 Discontinued Operations	-	-	-	-
122		A_B7500 Other Non Operating Expenses	-	-	-	-
123		A_B7600 Internal Allocations & Sales	-	-	-	-
124		A_B7700 Funding Tranfers	-	-	-	-
125		Total_Expenses Expenses	-	-	-	-
126		Statement of Activities Net Result	-	-	-	-


	A	B	C	D	E	F
1						
2	O_10401: Haub School of Environment & Natural Resources					
3	Board of Trustees Report					
4	O_10401: Haub School of Environment & Natural Resources					
5				FY18	FY19	
6	Fund Class - Source	Summary Level Natural Accounts	Budget	Actual through March	Budget	Variance FY18 Budget to FY19 Budget
127		A_B4000 Tuition & Educational Fees	-	-	25,821	25,821
128		A_B4100 Sales of Goods & Services	-	-	-	-
129		A_B4300 Grants & Contracts	-	(438,926)	(761,904)	(761,904)
130		A_43501 Federal Appropriations	-	-	-	-
131		A_B4400 Other Operating Revenue	-	-	-	-
132		A_B5000 Non Operating Revenues	-	-	-	-
133		A_B5100 Appropriations	-	-	-	-
134		A_B5300 Gifts	-	-	-	-
135		A_B5500 Investment Income	-	-	-	-
136		A_B5600 Other Non Operating Revenues	-	(56,327)	70,077	70,077
137		Total_Revenue Revenue	-	(495,253)	(666,006)	(666,006)
138		A_B6000 Salaries, Wages & Benefits	-	157,632	344,771	344,771
139		A_B6200 Services & Fees	-	47,653	34,539	34,539
140		A_B6300 Travel	-	27,660	35,127	35,127
141	FC_B40 Restr	A_B6400 Supplies	-	6,598	150,953	150,953
142	Grants	A_B6450 Utilities	-	-	-	-
143		A_B6500 Repairs & Maintenance	-	-	-	-
144		A_B6550 Rentals & Leases	-	-	19,987	19,987
145		A_B6575 Interest Expense	-	-	-	-
146		A_B6600 Claims & Judgements	-	-	-	-
147		A_B6650 Other Expense	-	65,497	-	-
148		A_B6700 Subcontracts	-	172,821	61,818	61,818
149		A_B6900 Depreciation & Amortization	-	-	-	-
150		A_B7000 Capital Expense	-	-	-	-
151		A_B7200 Discontinued Operations	-	-	-	-
152		A_B7500 Other Non Operating Expenses	-	-	916	916
153		A_B7600 Internal Allocations & Sales	-	-	-	-
154		A_B7700 Funding Tranfers	-	-	-	-
155		Total_Expenses Expenses	-	477,861	648,112	648,112
156		Statement of Activities Net Result	-	(17,392)	(17,895)	(17,895)
157		A_B4000 Tuition & Educational Fees	-	-	-	-
158		A_B4100 Sales of Goods & Services	-	-	-	-
159		A_B4300 Grants & Contracts	-	-	-	-
160		A_43501 Federal Appropriations	-	-	-	-
161		A_B4400 Other Operating Revenue	-	-	-	-
162		A_B5000 Non Operating Revenues	-	-	-	-
163		A_B5100 Appropriations	-	-	-	-
164		A_B5300 Gifts	-	-	-	-
165		A_B5500 Investment Income	-	-	-	-
166		A_B5600 Other Non Operating Revenues	-	-	-	-
167		Total_Revenue Revenue	-	-	-	-
168		A_B6000 Salaries, Wages & Benefits	-	-	-	-
169		A_B6200 Services & Fees	-	-	-	-
170		A_B6300 Travel	-	-	-	-
171	FC_B45 Restr	A_B6400 Supplies	-	-	-	-
172	Govt Funds	A_B6450 Utilities	-	-	-	-
173		A_B6500 Repairs & Maintenance	-	-	-	-
174		A_B6550 Rentals & Leases	-	-	-	-
175		A_B6575 Interest Expense	-	-	-	-
176		A_B6600 Claims & Judgements	-	-	-	-
177		A_B6650 Other Expense	-	-	-	-
178		A_B6700 Subcontracts	-	-	-	-
179		A_B6900 Depreciation & Amortization	-	-	-	-
180		A_B7000 Capital Expense	-	-	-	-
181		A_B7200 Discontinued Operations	-	-	-	-
182		A_B7500 Other Non Operating Expenses	-	-	-	-
183		A_B7600 Internal Allocations & Sales	-	-	-	-
184		A_B7700 Funding Tranfers	-	-	-	-
185		Total_Expenses Expenses	-	-	-	-
186		Statement of Activities Net Result	-	-	-	-


	A	B	C	D	E	F	
1							
2	O_C1050: School of Energy Resources Subdivision						
3	Board of Trustees Report						
4	O_C1050: School of Energy Resources Subdivision						
5			FY18		FY19		
6	Fund Class - Source	Summary Level Natural Accounts	Budget	Actual through March	Budget	Variance FY18 Budget to FY19 Budget	
7	FC_105 Unrestricted Operating Class	A_B4000 Tuition & Educational Fees	-	338,350	271,259	271,259	
8		A_B4100 Sales of Goods & Services	-	260	-	-	
9		A_B4300 Grants & Contracts	-	-	-	-	
10		A_43501 Federal Appropriations	-	-	-	-	
11		A_B4400 Other Operating Revenue	-	-	-	-	
12		A_B5000 Non Operating Revenues	-	-	-	-	
13		A_B5100 Appropriations	(9,615,781)	(9,486,091)	(9,151,583)	464,198	
14		A_B5300 Gifts	-	-	-	-	
15		A_B5500 Investment Income	-	-	-	-	
16		A_B5600 Other Non Operating Revenues	-	-	-	-	
17			Total_Revenue Revenue	(9,615,781)	(9,147,481)	(8,880,324)	735,457
18			A_B6000 Salaries, Wages & Benefits	6,974,288	4,983,635	6,254,758	(719,530)
19			A_B6200 Services & Fees	365,781	341,516	669,920	304,139
20			A_B6300 Travel	200,000	162,164	252,896	52,896
21			A_B6400 Supplies	895,712	383,812	878,000	(17,712)
22			A_B6450 Utilities	2,500	1,577	2,525	25
23			A_B6500 Repairs & Maintenance	399,719	32,824	1,000	(398,719)
24			A_B6550 Rentals & Leases	35,000	23,224	30,000	(5,000)
25			A_B6575 Interest Expense	-	-	-	-
26			A_B6600 Claims & Judgements	-	-	-	-
27			A_B6650 Other Expense	27,000	50,259	1,060,660	1,033,660
28			A_B6700 Subcontracts	-	444	140,565	140,565
29			A_B6900 Depreciation & Amortization	-	-	-	-
30			A_B7000 Capital Expense	-	25,293	-	-
31			A_B7200 Discontinued Operations	-	-	-	-
32			A_B7500 Other Non Operating Expenses	-	-	-	-
33			A_B7600 Internal Allocations & Sales	-	131,013	90,000	90,000
34			A_B7700 Funding Tranfers	715,781	12,500	(500,000)	(1,215,781)
35			Total_Expenses Expenses	9,615,781	6,148,262	8,880,324	(735,457)
36			Statement of Activities Net Result	0	(2,999,220)	0	0
37		FC_B20 Designated Op	A_B4000 Tuition & Educational Fees	-	16,230	-	-
38			A_B4100 Sales of Goods & Services	-	-	-	-
39			A_B4300 Grants & Contracts	(128,702)	-	-	128,702
40			A_43501 Federal Appropriations	-	-	-	-
41			A_B4400 Other Operating Revenue	-	(11,100)	-	-
42			A_B5000 Non Operating Revenues	-	-	-	-
43	A_B5100 Appropriations		-	-	-	-	
44	A_B5300 Gifts		-	-	-	-	
45	A_B5500 Investment Income		-	-	-	-	
46	A_B5600 Other Non Operating Revenues		-	-	-	-	
47			Total_Revenue Revenue	(128,702)	5,130	-	128,702
48			A_B6000 Salaries, Wages & Benefits	128,702	203,154	355,692	226,990
49			A_B6200 Services & Fees	-	37,942	-	-
50			A_B6300 Travel	-	9,885	-	-
51			A_B6400 Supplies	-	2,442	-	-
52			A_B6450 Utilities	-	-	-	-
53			A_B6500 Repairs & Maintenance	-	-	-	-
54			A_B6550 Rentals & Leases	-	-	-	-
55			A_B6575 Interest Expense	-	-	-	-
56			A_B6600 Claims & Judgements	-	-	-	-
57			A_B6650 Other Expense	-	8,424	500,000	500,000
58			A_B6700 Subcontracts	-	-	-	-
59			A_B6900 Depreciation & Amortization	-	-	-	-
60			A_B7000 Capital Expense	-	-	-	-
61			A_B7200 Discontinued Operations	-	-	-	-
62			A_B7500 Other Non Operating Expenses	-	-	-	-
63			A_B7600 Internal Allocations & Sales	-	297	(500,000)	(500,000)
64			A_B7700 Funding Tranfers	-	-	-	-
65			Total_Expenses Expenses	128,702	262,143	355,692	226,990
66			Statement of Activities Net Result	0	267,273	355,692	355,692

	A	B	C	D	E	F
1						
2	O_C1050: School of Energy Resources Subdivision					
3	Board of Trustees Report					
4	O_C1050: School of Energy Resources Subdivision					
5				FY18	FY19	
6	Fund Class - Source	Summary Level Natural Accounts	Budget	Actual through March	Budget	Variance FY18 Budget to FY19 Budget
67		A_B4000 Tuition & Educational Fees	-	88,177	115,000	115,000
68		A_B4100 Sales of Goods & Services	-	-	-	-
69		A_B4300 Grants & Contracts	-	-	-	-
70		A_43501 Federal Appropriations	-	-	-	-
71		A_B4400 Other Operating Revenue	-	-	-	-
72		A_B5000 Non Operating Revenues	-	-	-	-
73		A_B5100 Appropriations	-	-	-	-
74		A_B5300 Gifts	-	(792,446)	(885,415)	(885,415)
75		A_B5500 Investment Income	-	-	-	-
76		A_B5600 Other Non Operating Revenues	-	-	-	-
77		Total_Revenue Revenue	-	(704,269)	(770,415)	(770,415)
78		A_B6000 Salaries, Wages & Benefits	-	275,960	494,345	494,345
79		A_B6200 Services & Fees	-	6,004	-	-
80		A_B6300 Travel	-	28,371	18,000	18,000
81	FC_B30 Restr Expendable Op	A_B6400 Supplies	-	4,474	58,071	58,071
82		A_B6450 Utilities	-	-	-	-
83		A_B6500 Repairs & Maintenance	-	287	-	-
84		A_B6550 Rentals & Leases	-	266	-	-
85		A_B6575 Interest Expense	-	-	-	-
86		A_B6600 Claims & Judgements	-	-	-	-
87		A_B6650 Other Expense	-	1,819	-	-
88		A_B6700 Subcontracts	-	-	-	-
89		A_B6900 Depreciation & Amortization	-	-	-	-
90		A_B7000 Capital Expense	-	53,741	200,000	200,000
91		A_B7200 Discontinued Operations	-	-	-	-
92		A_B7500 Other Non Operating Expenses	-	-	-	-
93		A_B7600 Internal Allocations & Sales	-	13,979	-	-
94		A_B7700 Funding Tranfers	-	-	-	-
95			Total_Expenses Expenses	-	384,902	770,415
96		Statement of Activities Net Result	-	(319,367)	-	-
97		A_B4000 Tuition & Educational Fees	-	-	-	-
98		A_B4100 Sales of Goods & Services	-	-	-	-
99		A_B4300 Grants & Contracts	-	-	-	-
100		A_43501 Federal Appropriations	-	-	-	-
101		A_B4400 Other Operating Revenue	-	-	-	-
102		A_B5000 Non Operating Revenues	-	-	-	-
103		A_B5100 Appropriations	-	-	-	-
104		A_B5300 Gifts	-	-	-	-
105		A_B5500 Investment Income	-	-	-	-
106		A_B5600 Other Non Operating Revenues	-	-	-	-
107		Total_Revenue Revenue	-	-	-	-
108		A_B6000 Salaries, Wages & Benefits	-	-	-	-
109		A_B6200 Services & Fees	-	-	-	-
110		A_B6300 Travel	-	-	-	-
111	FC_B35 Restr Expendable Non Op	A_B6400 Supplies	-	-	-	-
112		A_B6450 Utilities	-	-	-	-
113		A_B6500 Repairs & Maintenance	-	-	-	-
114		A_B6550 Rentals & Leases	-	-	-	-
115		A_B6575 Interest Expense	-	-	-	-
116		A_B6600 Claims & Judgements	-	-	-	-
117		A_B6650 Other Expense	-	-	-	-
118		A_B6700 Subcontracts	-	-	-	-
119		A_B6900 Depreciation & Amortization	-	-	-	-
120		A_B7000 Capital Expense	-	-	-	-
121		A_B7200 Discontinued Operations	-	-	-	-
122		A_B7500 Other Non Operating Expenses	-	-	-	-
123		A_B7600 Internal Allocations & Sales	-	-	-	-
124		A_B7700 Funding Tranfers	-	-	-	-
125			Total_Expenses Expenses	-	-	-
126		Statement of Activities Net Result	-	-	-	-

	A	B	C	D	E	F
1						
2	O_C1050: School of Energy Resources Subdivision					
3	Board of Trustees Report					
4	O_C1050: School of Energy Resources Subdivision					
5				FY18	FY19	
6	Fund Class - Source	Summary Level Natural Accounts	Budget	Actual through March	Budget	Variance FY18 Budget to FY19 Budget
127		A_B4000 Tuition & Educational Fees	-	-	62,668	62,668
128		A_B4100 Sales of Goods & Services	-	-	-	-
129		A_B4300 Grants & Contracts	-	(6,386,859)	(6,926,000)	(6,926,000)
130		A_43501 Federal Appropriations	-	-	-	-
131		A_B4400 Other Operating Revenue	-	-	-	-
132		A_B5000 Non Operating Revenues	-	-	-	-
133		A_B5100 Appropriations	-	-	-	-
134		A_B5300 Gifts	-	-	-	-
135		A_B5500 Investment Income	-	-	-	-
136		A_B5600 Other Non Operating Revenues	-	(901,962)	1,022,525	1,022,525
137		Total Revenue Revenue	-	(7,288,821)	(5,840,807)	(5,840,807)
138		A_B6000 Salaries, Wages & Benefits	-	1,864,083	3,031,814	3,031,814
139		A_B6200 Services & Fees	-	325,091	475,970	475,970
140		A_B6300 Travel	-	43,937	216,337	216,337
141	FC_B40 Restr	A_B6400 Supplies	-	159,000	1,083,472	1,083,472
142	Grants	A_B6450 Utilities	-	-	-	-
143		A_B6500 Repairs & Maintenance	-	17,361	-	-
144		A_B6550 Rentals & Leases	-	54,917	313,903	313,903
145		A_B6575 Interest Expense	-	-	-	-
146		A_B6600 Claims & Judgements	-	-	-	-
147		A_B6650 Other Expense	-	1,153,676	-	-
148		A_B6700 Subcontracts	-	341,881	-	-
149		A_B6900 Depreciation & Amortization	-	-	-	-
150		A_B7000 Capital Expense	-	-	-	-
151		A_B7200 Discontinued Operations	-	-	-	-
152		A_B7500 Other Non Operating Expenses	-	-	(42,617)	(42,617)
153		A_B7600 Internal Allocations & Sales	-	-	-	-
154		A_B7700 Funding Tranfers	-	-	-	-
155		Total Expenses Expenses	-	3,959,946	5,078,880	5,078,880
156		Statement of Activities Net Result	-	(3,328,875)	(761,927)	(761,927)
157		A_B4000 Tuition & Educational Fees	-	-	-	-
158		A_B4100 Sales of Goods & Services	-	-	-	-
159		A_B4300 Grants & Contracts	-	-	-	-
160		A_43501 Federal Appropriations	-	-	-	-
161		A_B4400 Other Operating Revenue	-	-	-	-
162		A_B5000 Non Operating Revenues	-	-	-	-
163		A_B5100 Appropriations	-	-	-	-
164		A_B5300 Gifts	-	-	-	-
165		A_B5500 Investment Income	-	-	-	-
166		A_B5600 Other Non Operating Revenues	-	-	-	-
167		Total Revenue Revenue	-	-	-	-
168		A_B6000 Salaries, Wages & Benefits	-	-	-	-
169		A_B6200 Services & Fees	-	-	-	-
170		A_B6300 Travel	-	-	-	-
171	FC_B45 Restr	A_B6400 Supplies	-	-	-	-
172	Govt Funds	A_B6450 Utilities	-	-	-	-
173		A_B6500 Repairs & Maintenance	-	-	-	-
174		A_B6550 Rentals & Leases	-	-	-	-
175		A_B6575 Interest Expense	-	-	-	-
176		A_B6600 Claims & Judgements	-	-	-	-
177		A_B6650 Other Expense	-	-	-	-
178		A_B6700 Subcontracts	-	-	-	-
179		A_B6900 Depreciation & Amortization	-	-	-	-
180		A_B7000 Capital Expense	-	-	-	-
181		A_B7200 Discontinued Operations	-	-	-	-
182		A_B7500 Other Non Operating Expenses	-	-	-	-
183		A_B7600 Internal Allocations & Sales	-	-	-	-
184		A_B7700 Funding Tranfers	-	-	-	-
185		Total Expenses Expenses	-	-	-	-
186		Statement of Activities Net Result	-	-	-	-


	A	B	C	D	E	F	
1							
2	O_10501: School of Energy Resources Directors Office						
3	Board of Trustees Report						
4	O_10501: School of Energy Resources Directors Office						
5			FY18		FY19		
6	Fund Class - Source	Summary Level Natural Accounts	Budget	Actual through March	Budget	Variance FY18 Budget to FY19 Budget	
7	FC_105 Unrestricted Operating Class	A_B4000 Tuition & Educational Fees	-	338,350	271,259	271,259	
8		A_B4100 Sales of Goods & Services	-	260	-	-	
9		A_B4300 Grants & Contracts	-	-	-	-	
10		A_43501 Federal Appropriations	-	-	-	-	
11		A_B4400 Other Operating Revenue	-	-	-	-	
12		A_B5000 Non Operating Revenues	-	-	-	-	
13		A_B5100 Appropriations	(9,615,781)	(9,486,091)	(9,151,583)	464,198	
14		A_B5300 Gifts	-	-	-	-	
15		A_B5500 Investment Income	-	-	-	-	
16		A_B5600 Other Non Operating Revenues	-	-	-	-	
17			Total_Revenue Revenue	(9,615,781)	(9,147,481)	(8,880,324)	735,457
18			A_B6000 Salaries, Wages & Benefits	6,974,288	4,983,635	6,254,758	(719,530)
19			A_B6200 Services & Fees	365,781	341,516	669,920	304,139
20			A_B6300 Travel	200,000	162,164	252,896	52,896
21			A_B6400 Supplies	895,712	383,812	878,000	(17,712)
22			A_B6450 Utilities	2,500	1,577	2,525	25
23			A_B6500 Repairs & Maintenance	399,719	32,824	1,000	(398,719)
24			A_B6550 Rentals & Leases	35,000	23,224	30,000	(5,000)
25			A_B6575 Interest Expense	-	-	-	-
26			A_B6600 Claims & Judgements	-	-	-	-
27			A_B6650 Other Expense	27,000	50,259	1,060,660	1,033,660
28			A_B6700 Subcontracts	-	444	140,565	140,565
29			A_B6900 Depreciation & Amortization	-	-	-	-
30			A_B7000 Capital Expense	-	25,293	-	-
31			A_B7200 Discontinued Operations	-	-	-	-
32			A_B7500 Other Non Operating Expenses	-	-	-	-
33			A_B7600 Internal Allocations & Sales	-	131,013	90,000	90,000
34			A_B7700 Funding Tranfers	715,781	12,500	(500,000)	(1,215,781)
35			Total_Expenses Expenses	9,615,781	6,148,262	8,880,324	(735,457)
36			Statement of Activities Net Result	0	(2,999,220)	0	0
37		FC_B20 Designated Op	A_B4000 Tuition & Educational Fees	-	16,230	-	-
38			A_B4100 Sales of Goods & Services	-	-	-	-
39			A_B4300 Grants & Contracts	(128,702)	-	-	128,702
40			A_43501 Federal Appropriations	-	-	-	-
41			A_B4400 Other Operating Revenue	-	(11,100)	-	-
42			A_B5000 Non Operating Revenues	-	-	-	-
43	A_B5100 Appropriations		-	-	-	-	
44	A_B5300 Gifts		-	-	-	-	
45	A_B5500 Investment Income		-	-	-	-	
46	A_B5600 Other Non Operating Revenues		-	-	-	-	
47			Total_Revenue Revenue	(128,702)	5,130	-	128,702
48			A_B6000 Salaries, Wages & Benefits	128,702	203,154	355,692	226,990
49			A_B6200 Services & Fees	-	37,942	-	-
50			A_B6300 Travel	-	9,885	-	-
51			A_B6400 Supplies	-	2,442	-	-
52			A_B6450 Utilities	-	-	-	-
53			A_B6500 Repairs & Maintenance	-	-	-	-
54			A_B6550 Rentals & Leases	-	-	-	-
55			A_B6575 Interest Expense	-	-	-	-
56			A_B6600 Claims & Judgements	-	-	-	-
57			A_B6650 Other Expense	-	8,424	-	-
58			A_B6700 Subcontracts	-	-	-	-
59			A_B6900 Depreciation & Amortization	-	-	-	-
60			A_B7000 Capital Expense	-	-	-	-
61			A_B7200 Discontinued Operations	-	-	-	-
62			A_B7500 Other Non Operating Expenses	-	-	-	-
63			A_B7600 Internal Allocations & Sales	-	297	-	-
64			A_B7700 Funding Tranfers	-	-	-	-
65			Total_Expenses Expenses	128,702	262,143	355,692	226,990
66			Statement of Activities Net Result	0	267,273	355,692	355,692


	A	B	C	D	E	F	
1							
2	O_10501: School of Energy Resources Directors Office						
3	Board of Trustees Report						
4	O_10501: School of Energy Resources Directors Office						
5				FY18	FY19		
6	Fund Class - Source	Summary Level Natural Accounts	Budget	Actual through March	Budget	Variance FY18 Budget to FY19 Budget	
67		A_B4000 Tuition & Educational Fees	-	88,177	115,000	115,000	
68		A_B4100 Sales of Goods & Services	-	-	-	-	
69		A_B4300 Grants & Contracts	-	-	-	-	
70		A_43501 Federal Appropriations	-	-	-	-	
71		A_B4400 Other Operating Revenue	-	-	-	-	
72		A_B5000 Non Operating Revenues	-	-	-	-	
73		A_B5100 Appropriations	-	-	-	-	
74		A_B5300 Gifts	-	(792,446)	(885,415)	(885,415)	
75		A_B5500 Investment Income	-	-	-	-	
76		A_B5600 Other Non Operating Revenues	-	-	-	-	
77		Total_Revenue Revenue	-	(704,269)	(770,415)	(770,415)	
78		A_B6000 Salaries, Wages & Benefits	-	275,960	494,345	494,345	
79		A_B6200 Services & Fees	-	6,004	-	-	
80		A_B6300 Travel	-	28,371	18,000	18,000	
81	FC_B30 Restr Expendable Op	A_B6400 Supplies	-	4,474	58,071	58,071	
82		A_B6450 Utilities	-	-	-	-	
83		A_B6500 Repairs & Maintenance	-	287	-	-	
84		A_B6550 Rentals & Leases	-	266	-	-	
85		A_B6575 Interest Expense	-	-	-	-	
86		A_B6600 Claims & Judgements	-	-	-	-	
87		A_B6650 Other Expense	-	1,819	-	-	
88		A_B6700 Subcontracts	-	-	-	-	
89		A_B6900 Depreciation & Amortization	-	-	-	-	
90		A_B7000 Capital Expense	-	53,741	200,000	200,000	
91		A_B7200 Discontinued Operations	-	-	-	-	
92		A_B7500 Other Non Operating Expenses	-	-	-	-	
93		A_B7600 Internal Allocations & Sales	-	13,979	-	-	
94		A_B7700 Funding Tranfers	-	-	-	-	
95			Total_Expenses Expenses	-	384,902	770,415	770,415
96			Statement of Activities Net Result	-	(319,367)	-	-
97		A_B4000 Tuition & Educational Fees	-	-	-	-	
98		A_B4100 Sales of Goods & Services	-	-	-	-	
99		A_B4300 Grants & Contracts	-	-	-	-	
100		A_43501 Federal Appropriations	-	-	-	-	
101		A_B4400 Other Operating Revenue	-	-	-	-	
102		A_B5000 Non Operating Revenues	-	-	-	-	
103		A_B5100 Appropriations	-	-	-	-	
104		A_B5300 Gifts	-	-	-	-	
105		A_B5500 Investment Income	-	-	-	-	
106		A_B5600 Other Non Operating Revenues	-	-	-	-	
107		Total_Revenue Revenue	-	-	-	-	
108		A_B6000 Salaries, Wages & Benefits	-	-	-	-	
109		A_B6200 Services & Fees	-	-	-	-	
110		A_B6300 Travel	-	-	-	-	
111	FC_B35 Restr Expendable Non Op	A_B6400 Supplies	-	-	-	-	
112		A_B6450 Utilities	-	-	-	-	
113		A_B6500 Repairs & Maintenance	-	-	-	-	
114		A_B6550 Rentals & Leases	-	-	-	-	
115		A_B6575 Interest Expense	-	-	-	-	
116		A_B6600 Claims & Judgements	-	-	-	-	
117		A_B6650 Other Expense	-	-	-	-	
118		A_B6700 Subcontracts	-	-	-	-	
119		A_B6900 Depreciation & Amortization	-	-	-	-	
120		A_B7000 Capital Expense	-	-	-	-	
121		A_B7200 Discontinued Operations	-	-	-	-	
122		A_B7500 Other Non Operating Expenses	-	-	-	-	
123		A_B7600 Internal Allocations & Sales	-	-	-	-	
124		A_B7700 Funding Tranfers	-	-	-	-	
125			Total_Expenses Expenses	-	-	-	-
126			Statement of Activities Net Result	-	-	-	-


	A	B	C	D	E	F
1						
2	O_10501: School of Energy Resources Directors Office					
3	Board of Trustees Report					
4	O_10501: School of Energy Resources Directors Office					
5				FY18	FY19	
6	Fund Class - Source	Summary Level Natural Accounts	Budget	Actual through March	Budget	Variance FY18 Budget to FY19 Budget
127		A_B4000 Tuition & Educational Fees	-	-	62,668	62,668
128		A_B4100 Sales of Goods & Services	-	-	-	-
129		A_B4300 Grants & Contracts	-	(6,386,859)	(6,926,000)	(6,926,000)
130		A_43501 Federal Appropriations	-	-	-	-
131		A_B4400 Other Operating Revenue	-	-	-	-
132		A_B5000 Non Operating Revenues	-	-	-	-
133		A_B5100 Appropriations	-	-	-	-
134		A_B5300 Gifts	-	-	-	-
135		A_B5500 Investment Income	-	-	-	-
136		A_B5600 Other Non Operating Revenues	-	(901,962)	1,022,525	1,022,525
137		Total Revenue Revenue	-	(7,288,821)	(5,840,807)	(5,840,807)
138		A_B6000 Salaries, Wages & Benefits	-	1,864,083	3,031,814	3,031,814
139		A_B6200 Services & Fees	-	325,091	475,970	475,970
140		A_B6300 Travel	-	43,937	216,337	216,337
141	FC_B40 Restr	A_B6400 Supplies	-	159,000	1,083,472	1,083,472
142	Grants	A_B6450 Utilities	-	-	-	-
143		A_B6500 Repairs & Maintenance	-	17,361	-	-
144		A_B6550 Rentals & Leases	-	54,917	313,903	313,903
145		A_B6575 Interest Expense	-	-	-	-
146		A_B6600 Claims & Judgements	-	-	-	-
147		A_B6650 Other Expense	-	1,153,676	-	-
148		A_B6700 Subcontracts	-	341,881	-	-
149		A_B6900 Depreciation & Amortization	-	-	-	-
150		A_B7000 Capital Expense	-	-	-	-
151		A_B7200 Discontinued Operations	-	-	-	-
152		A_B7500 Other Non Operating Expenses	-	-	(42,617)	(42,617)
153		A_B7600 Internal Allocations & Sales	-	-	-	-
154		A_B7700 Funding Tranfers	-	-	-	-
155		Total Expenses Expenses	-	3,959,946	5,078,880	5,078,880
156		Statement of Activities Net Result	-	(3,328,875)	(761,927)	(761,927)
157		A_B4000 Tuition & Educational Fees	-	-	-	-
158		A_B4100 Sales of Goods & Services	-	-	-	-
159		A_B4300 Grants & Contracts	-	-	-	-
160		A_43501 Federal Appropriations	-	-	-	-
161		A_B4400 Other Operating Revenue	-	-	-	-
162		A_B5000 Non Operating Revenues	-	-	-	-
163		A_B5100 Appropriations	-	-	-	-
164		A_B5300 Gifts	-	-	-	-
165		A_B5500 Investment Income	-	-	-	-
166		A_B5600 Other Non Operating Revenues	-	-	-	-
167		Total Revenue Revenue	-	-	-	-
168		A_B6000 Salaries, Wages & Benefits	-	-	-	-
169		A_B6200 Services & Fees	-	-	-	-
170		A_B6300 Travel	-	-	-	-
171	FC_B45 Restr	A_B6400 Supplies	-	-	-	-
172	Govt Funds	A_B6450 Utilities	-	-	-	-
173		A_B6500 Repairs & Maintenance	-	-	-	-
174		A_B6550 Rentals & Leases	-	-	-	-
175		A_B6575 Interest Expense	-	-	-	-
176		A_B6600 Claims & Judgements	-	-	-	-
177		A_B6650 Other Expense	-	-	-	-
178		A_B6700 Subcontracts	-	-	-	-
179		A_B6900 Depreciation & Amortization	-	-	-	-
180		A_B7000 Capital Expense	-	-	-	-
181		A_B7200 Discontinued Operations	-	-	-	-
182		A_B7500 Other Non Operating Expenses	-	-	-	-
183		A_B7600 Internal Allocations & Sales	-	-	-	-
184		A_B7700 Funding Tranfers	-	-	-	-
185		Total Expenses Expenses	-	-	-	-
186		Statement of Activities Net Result	-	-	-	-


	A	B	C	D	E	F	
1							
2	O_10502: Center of Innovation for Flow Through Porous Media						
3	Board of Trustees Report						
4	O_10502: Center of Innovation for Flow Through Porous Media						
5			FY18		FY19		
6	Fund Class - Source	Summary Level Natural Accounts	Budget	Actual through March	Budget	Variance FY18 Budget to FY19 Budget	
7	FC_105 Unrestricted Operating Class	A_B4000 Tuition & Educational Fees	-	-	-	-	
8		A_B4100 Sales of Goods & Services	-	-	-	-	
9		A_B4300 Grants & Contracts	-	-	-	-	
10		A_43501 Federal Appropriations	-	-	-	-	
11		A_B4400 Other Operating Revenue	-	-	-	-	
12		A_B5000 Non Operating Revenues	-	-	-	-	
13		A_B5100 Appropriations	-	-	-	-	
14		A_B5300 Gifts	-	-	-	-	
15		A_B5500 Investment Income	-	-	-	-	
16		A_B5600 Other Non Operating Revenues	-	-	-	-	
17			Total Revenue Revenue	-	-	-	-
18			A_B6000 Salaries, Wages & Benefits	-	-	-	-
19			A_B6200 Services & Fees	-	-	-	-
20			A_B6300 Travel	-	-	-	-
21			A_B6400 Supplies	-	-	-	-
22			A_B6450 Utilities	-	-	-	-
23			A_B6500 Repairs & Maintenance	-	-	-	-
24			A_B6550 Rentals & Leases	-	-	-	-
25			A_B6575 Interest Expense	-	-	-	-
26			A_B6600 Claims & Judgements	-	-	-	-
27			A_B6650 Other Expense	-	-	-	-
28			A_B6700 Subcontracts	-	-	-	-
29			A_B6900 Depreciation & Amortization	-	-	-	-
30			A_B7000 Capital Expense	-	-	-	-
31			A_B7200 Discontinued Operations	-	-	-	-
32			A_B7500 Other Non Operating Expenses	-	-	-	-
33			A_B7600 Internal Allocations & Sales	-	-	-	-
34			A_B7700 Funding Tranfers	-	-	-	-
35			Total Expenses Expenses	-	-	-	-
36			Statement of Activities Net Result	-	-	-	-
37		FC_B20 Designated Op	A_B4000 Tuition & Educational Fees	-	-	-	-
38			A_B4100 Sales of Goods & Services	-	-	-	-
39			A_B4300 Grants & Contracts	-	-	-	-
40			A_43501 Federal Appropriations	-	-	-	-
41			A_B4400 Other Operating Revenue	-	-	-	-
42			A_B5000 Non Operating Revenues	-	-	-	-
43	A_B5100 Appropriations		-	-	-	-	
44	A_B5300 Gifts		-	-	-	-	
45	A_B5500 Investment Income		-	-	-	-	
46	A_B5600 Other Non Operating Revenues		-	-	-	-	
47			Total Revenue Revenue	-	-	-	-
48			A_B6000 Salaries, Wages & Benefits	-	-	-	-
49			A_B6200 Services & Fees	-	-	-	-
50			A_B6300 Travel	-	-	-	-
51			A_B6400 Supplies	-	-	-	-
52			A_B6450 Utilities	-	-	-	-
53			A_B6500 Repairs & Maintenance	-	-	-	-
54			A_B6550 Rentals & Leases	-	-	-	-
55			A_B6575 Interest Expense	-	-	-	-
56			A_B6600 Claims & Judgements	-	-	-	-
57			A_B6650 Other Expense	-	-	500,000	500,000
58			A_B6700 Subcontracts	-	-	-	-
59			A_B6900 Depreciation & Amortization	-	-	-	-
60			A_B7000 Capital Expense	-	-	-	-
61			A_B7200 Discontinued Operations	-	-	-	-
62			A_B7500 Other Non Operating Expenses	-	-	-	-
63			A_B7600 Internal Allocations & Sales	-	-	(500,000)	(500,000)
64			A_B7700 Funding Tranfers	-	-	-	-
65			Total Expenses Expenses	-	-	-	-
66			Statement of Activities Net Result	-	-	-	-


	A	B	C	D	E	F
1						
2	O_10502: Center of Innovation for Flow Through Porous Media					
3	Board of Trustees Report					
4	O_10502: Center of Innovation for Flow Through Porous Media					
5			FY18		FY19	
6	Fund Class - Source	Summary Level Natural Accounts	Budget	Actual through March	Budget	Variance FY18 Budget to FY19 Budget
67		A_B4000 Tuition & Educational Fees	-	-	-	-
68		A_B4100 Sales of Goods & Services	-	-	-	-
69		A_B4300 Grants & Contracts	-	-	-	-
70		A_43501 Federal Appropriations	-	-	-	-
71		A_B4400 Other Operating Revenue	-	-	-	-
72		A_B5000 Non Operating Revenues	-	-	-	-
73		A_B5100 Appropriations	-	-	-	-
74		A_B5300 Gifts	-	-	-	-
75		A_B5500 Investment Income	-	-	-	-
76		A_B5600 Other Non Operating Revenues	-	-	-	-
77		Total Revenue Revenue	-	-	-	-
78		A_B6000 Salaries, Wages & Benefits	-	-	-	-
79		A_B6200 Services & Fees	-	-	-	-
80		A_B6300 Travel	-	-	-	-
81	FC_B30 Restr	A_B6400 Supplies	-	-	-	-
82	Expendable Op	A_B6450 Utilities	-	-	-	-
83		A_B6500 Repairs & Maintenance	-	-	-	-
84		A_B6550 Rentals & Leases	-	-	-	-
85		A_B6575 Interest Expense	-	-	-	-
86		A_B6600 Claims & Judgements	-	-	-	-
87		A_B6650 Other Expense	-	-	-	-
88		A_B6700 Subcontracts	-	-	-	-
89		A_B6900 Depreciation & Amortization	-	-	-	-
90		A_B7000 Capital Expense	-	-	-	-
91		A_B7200 Discontinued Operations	-	-	-	-
92		A_B7500 Other Non Operating Expenses	-	-	-	-
93		A_B7600 Internal Allocations & Sales	-	-	-	-
94		A_B7700 Funding Tranfers	-	-	-	-
95		Total Expenses Expenses	-	-	-	-
96		Statement of Activities Net Result	-	-	-	-
97		A_B4000 Tuition & Educational Fees	-	-	-	-
98		A_B4100 Sales of Goods & Services	-	-	-	-
99		A_B4300 Grants & Contracts	-	-	-	-
100		A_43501 Federal Appropriations	-	-	-	-
101		A_B4400 Other Operating Revenue	-	-	-	-
102		A_B5000 Non Operating Revenues	-	-	-	-
103		A_B5100 Appropriations	-	-	-	-
104		A_B5300 Gifts	-	-	-	-
105		A_B5500 Investment Income	-	-	-	-
106		A_B5600 Other Non Operating Revenues	-	-	-	-
107		Total Revenue Revenue	-	-	-	-
108		A_B6000 Salaries, Wages & Benefits	-	-	-	-
109		A_B6200 Services & Fees	-	-	-	-
110		A_B6300 Travel	-	-	-	-
111	FC_B35 Restr	A_B6400 Supplies	-	-	-	-
112	Expendable Non Op	A_B6450 Utilities	-	-	-	-
113		A_B6500 Repairs & Maintenance	-	-	-	-
114		A_B6550 Rentals & Leases	-	-	-	-
115		A_B6575 Interest Expense	-	-	-	-
116		A_B6600 Claims & Judgements	-	-	-	-
117		A_B6650 Other Expense	-	-	-	-
118		A_B6700 Subcontracts	-	-	-	-
119		A_B6900 Depreciation & Amortization	-	-	-	-
120		A_B7000 Capital Expense	-	-	-	-
121		A_B7200 Discontinued Operations	-	-	-	-
122		A_B7500 Other Non Operating Expenses	-	-	-	-
123		A_B7600 Internal Allocations & Sales	-	-	-	-
124		A_B7700 Funding Tranfers	-	-	-	-
125		Total Expenses Expenses	-	-	-	-
126		Statement of Activities Net Result	-	-	-	-


	A	B	C	D	E	F
1						
2	O_10502: Center of Innovation for Flow Through Porous Media					
3	Board of Trustees Report					
4	O_10502: Center of Innovation for Flow Through Porous Media					
5				FY18	FY19	
6	Fund Class - Source	Summary Level Natural Accounts	Budget	Actual through March	Budget	Variance FY18 Budget to FY19 Budget
127		A_B4000 Tuition & Educational Fees	-	-	-	-
128		A_B4100 Sales of Goods & Services	-	-	-	-
129		A_B4300 Grants & Contracts	-	-	-	-
130		A_43501 Federal Appropriations	-	-	-	-
131		A_B4400 Other Operating Revenue	-	-	-	-
132		A_B5000 Non Operating Revenues	-	-	-	-
133		A_B5100 Appropriations	-	-	-	-
134		A_B5300 Gifts	-	-	-	-
135		A_B5500 Investment Income	-	-	-	-
136		A_B5600 Other Non Operating Revenues	-	-	-	-
137		Total_Revenue Revenue	-	-	-	-
138		A_B6000 Salaries, Wages & Benefits	-	-	-	-
139		A_B6200 Services & Fees	-	-	-	-
140		A_B6300 Travel	-	-	-	-
141	FC_B40 Restr	A_B6400 Supplies	-	-	-	-
142	Grants	A_B6450 Utilities	-	-	-	-
143		A_B6500 Repairs & Maintenance	-	-	-	-
144		A_B6550 Rentals & Leases	-	-	-	-
145		A_B6575 Interest Expense	-	-	-	-
146		A_B6600 Claims & Judgements	-	-	-	-
147		A_B6650 Other Expense	-	-	-	-
148		A_B6700 Subcontracts	-	-	-	-
149		A_B6900 Depreciation & Amortization	-	-	-	-
150		A_B7000 Capital Expense	-	-	-	-
151		A_B7200 Discontinued Operations	-	-	-	-
152		A_B7500 Other Non Operating Expenses	-	-	-	-
153		A_B7600 Internal Allocations & Sales	-	-	-	-
154		A_B7700 Funding Tranfers	-	-	-	-
155		Total_Expenses Expenses	-	-	-	-
156		Statement of Activities Net Result	-	-	-	-
157		A_B4000 Tuition & Educational Fees	-	-	-	-
158		A_B4100 Sales of Goods & Services	-	-	-	-
159		A_B4300 Grants & Contracts	-	-	-	-
160		A_43501 Federal Appropriations	-	-	-	-
161		A_B4400 Other Operating Revenue	-	-	-	-
162		A_B5000 Non Operating Revenues	-	-	-	-
163		A_B5100 Appropriations	-	-	-	-
164		A_B5300 Gifts	-	-	-	-
165		A_B5500 Investment Income	-	-	-	-
166		A_B5600 Other Non Operating Revenues	-	-	-	-
167		Total_Revenue Revenue	-	-	-	-
168		A_B6000 Salaries, Wages & Benefits	-	-	-	-
169		A_B6200 Services & Fees	-	-	-	-
170		A_B6300 Travel	-	-	-	-
171	FC_B45 Restr	A_B6400 Supplies	-	-	-	-
172	Govt Funds	A_B6450 Utilities	-	-	-	-
173		A_B6500 Repairs & Maintenance	-	-	-	-
174		A_B6550 Rentals & Leases	-	-	-	-
175		A_B6575 Interest Expense	-	-	-	-
176		A_B6600 Claims & Judgements	-	-	-	-
177		A_B6650 Other Expense	-	-	-	-
178		A_B6700 Subcontracts	-	-	-	-
179		A_B6900 Depreciation & Amortization	-	-	-	-
180		A_B7000 Capital Expense	-	-	-	-
181		A_B7200 Discontinued Operations	-	-	-	-
182		A_B7500 Other Non Operating Expenses	-	-	-	-
183		A_B7600 Internal Allocations & Sales	-	-	-	-
184		A_B7700 Funding Tranfers	-	-	-	-
185		Total_Expenses Expenses	-	-	-	-
186		Statement of Activities Net Result	-	-	-	-


	A	B	C	D	E	F	
1							
2	O_C1200: College of Agriculture & Natural Resources Subdivision						
3	Board of Trustees Report						
4	O_C1200: College of Agriculture & Natural Resources Subdivision						
5			FY18		FY19		
6	Fund Class - Source	Summary Level Natural Accounts	Budget	Actual through March	Budget	Variance FY18 Budget to FY19 Budget	
7	FC_105 Unrestricted Operating Class	A_B4000 Tuition & Educational Fees	(480,387)	(453,596)	(1,292,635)	(812,247)	
8		A_B4100 Sales of Goods & Services	(131,938)	(1,869,624)	(146,600)	(14,662)	
9		A_B4300 Grants & Contracts	-	-	-	-	
10		A_43501 Federal Appropriations	-	-	-	-	
11		A_B4400 Other Operating Revenue	(415,205)	(132,065)	-	415,205	
12		A_B5000 Non Operating Revenues	-	-	-	-	
13		A_B5100 Appropriations	(150,000)	(200,000)	(200,000)	(50,000)	
14		A_B5300 Gifts	-	(233)	-	-	
15		A_B5500 Investment Income	(371,408)	-	(500,000)	(128,592)	
16		A_B5600 Other Non Operating Revenues	(3,178,075)	-	(2,012,382)	1,165,693	
17			Total_Revenue Revenue	(4,727,013)	(2,655,519)	(4,151,616)	575,396
18			A_B6000 Salaries, Wages & Benefits	22,483,891	17,170,459	23,346,434	862,543
19			A_B6200 Services & Fees	687,137	255,388	306,216	(380,921)
20			A_B6300 Travel	421,258	285,372	369,761	(51,497)
21			A_B6400 Supplies	1,411,994	878,605	980,099	(431,896)
22			A_B6450 Utilities	9,487	7,430	8,300	(1,187)
23			A_B6500 Repairs & Maintenance	230,219	181,697	183,734	(46,485)
24			A_B6550 Rentals & Leases	39,548	41,505	98,468	58,921
25			A_B6575 Interest Expense	-	66	-	-
26			A_B6600 Claims & Judgements	-	-	-	-
27			A_B6650 Other Expense	243,934	264,106	304,297	60,363
28			A_B6700 Subcontracts	104,735	3,544	100	(104,635)
29			A_B6900 Depreciation & Amortization	-	6,715	-	-
30			A_B7000 Capital Expense	-	6,808	18,309	18,309
31			A_B7200 Discontinued Operations	-	-	-	-
32			A_B7500 Other Non Operating Expenses	1,200	2,071	(49,500)	(50,700)
33			A_B7600 Internal Allocations & Sales	(492,714)	170,368	(91,457)	401,257
34			A_B7700 Funding Tranfers	(386,147)	70,911	(27,105)	359,042
35			Total_Expenses Expenses	24,754,542	19,345,046	25,447,656	693,113
36			Statement of Activities Net Result	20,027,529	16,689,527	21,296,039	1,268,510
37		FC_B20 Designated Op	A_B4000 Tuition & Educational Fees	-	39,248	(241,620)	(241,620)
38			A_B4100 Sales of Goods & Services	(43,682)	(164,409)	(408,782)	(365,100)
39			A_B4300 Grants & Contracts	(207,652)	-	(158,603)	49,049
40			A_43501 Federal Appropriations	-	-	-	-
41			A_B4400 Other Operating Revenue	(1,347,276)	(592,139)	(2,587,118)	(1,239,841)
42			A_B5000 Non Operating Revenues	-	-	-	-
43	A_B5100 Appropriations		-	-	-	-	
44	A_B5300 Gifts		-	-	-	-	
45	A_B5500 Investment Income		-	-	-	-	
46	A_B5600 Other Non Operating Revenues		(410,191)	-	(1,114,850)	(704,660)	
47			Total_Revenue Revenue	(2,008,801)	(717,299)	(4,510,973)	(2,502,172)
48			A_B6000 Salaries, Wages & Benefits	1,070,425	571,948	1,336,110	265,685
49			A_B6200 Services & Fees	133,192	72,652	374,660	241,468
50			A_B6300 Travel	110,896	56,535	372,574	261,678
51			A_B6400 Supplies	850,063	263,595	2,228,188	1,378,126
52			A_B6450 Utilities	50	683	1,056	1,006
53			A_B6500 Repairs & Maintenance	90,000	22,068	356,872	266,872
54			A_B6550 Rentals & Leases	26,250	973	75,595	49,345
55			A_B6575 Interest Expense	-	-	11	11
56			A_B6600 Claims & Judgements	-	-	-	-
57			A_B6650 Other Expense	23,225	118,201	442,373	419,148
58			A_B6700 Subcontracts	-	8	-	-
59			A_B6900 Depreciation & Amortization	-	4,584	-	-
60			A_B7000 Capital Expense	-	210,792	760,255	760,255
61			A_B7200 Discontinued Operations	-	-	-	-
62			A_B7500 Other Non Operating Expenses	-	2,000	-	-
63			A_B7600 Internal Allocations & Sales	-	(103,098)	(1,173,988)	(1,173,988)
64			A_B7700 Funding Tranfers	(357,325)	-	(281,836)	75,489
65			Total_Expenses Expenses	1,946,776	1,220,939	4,491,871	2,545,095
66			Statement of Activities Net Result	(62,025)	503,640	(19,102)	42,923


	A	B	C	D	E	F
1						
2	O_C1200: College of Agriculture & Natural Resources Subdivision					
3	Board of Trustees Report					
4	O_C1200: College of Agriculture & Natural Resources Subdivision					
5				FY18	FY19	
6	Fund Class - Source	Summary Level Natural Accounts	Budget	Actual through March	Budget	Variance FY18 Budget to FY19 Budget
67		A_B4000 Tuition & Educational Fees	-	295,662	974,198	974,198
68		A_B4100 Sales of Goods & Services	-	-	-	-
69		A_B4300 Grants & Contracts	-	-	-	-
70		A_43501 Federal Appropriations	-	-	-	-
71		A_B4400 Other Operating Revenue	-	-	-	-
72		A_B5000 Non Operating Revenues	-	-	-	-
73		A_B5100 Appropriations	-	(177,961)	-	-
74		A_B5300 Gifts	-	(808,642)	(3,059,428)	(3,059,428)
75		A_B5500 Investment Income	-	-	-	-
76		A_B5600 Other Non Operating Revenues	-	-	-	-
77		Total Revenue Revenue	-	(690,941)	(2,085,230)	(2,085,230)
78		A_B6000 Salaries, Wages & Benefits	-	595,465	953,125	953,125
79		A_B6200 Services & Fees	-	21,446	16,000	16,000
80		A_B6300 Travel	-	46,418	381,423	381,423
81	FC_B30 Restr Expendable Op	A_B6400 Supplies	-	64,821	461,021	461,021
82		A_B6450 Utilities	-	-	-	-
83		A_B6500 Repairs & Maintenance	-	3,840	100,000	100,000
84		A_B6550 Rentals & Leases	-	60	120	120
85		A_B6575 Interest Expense	-	-	-	-
86		A_B6600 Claims & Judgements	-	-	-	-
87		A_B6650 Other Expense	-	23,794	102,041	102,041
88		A_B6700 Subcontracts	-	150	-	-
89		A_B6900 Depreciation & Amortization	-	-	-	-
90		A_B7000 Capital Expense	-	-	61,500	61,500
91		A_B7200 Discontinued Operations	-	-	-	-
92		A_B7500 Other Non Operating Expenses	-	-	-	-
93		A_B7600 Internal Allocations & Sales	-	36,234	10,000	10,000
94		A_B7700 Funding Trfers	-	-	-	-
95			Total Expenses Expenses	-	792,228	2,085,230
96		Statement of Activities Net Result	-	101,287	-	-
97		A_B4000 Tuition & Educational Fees	-	-	-	-
98		A_B4100 Sales of Goods & Services	-	-	-	-
99		A_B4300 Grants & Contracts	-	-	-	-
100		A_43501 Federal Appropriations	-	-	-	-
101		A_B4400 Other Operating Revenue	-	-	-	-
102		A_B5000 Non Operating Revenues	-	-	-	-
103		A_B5100 Appropriations	-	-	-	-
104		A_B5300 Gifts	-	(856)	-	-
105		A_B5500 Investment Income	-	-	-	-
106		A_B5600 Other Non Operating Revenues	-	-	-	-
107		Total Revenue Revenue	-	(856)	-	-
108		A_B6000 Salaries, Wages & Benefits	-	-	-	-
109		A_B6200 Services & Fees	-	-	-	-
110		A_B6300 Travel	-	-	-	-
111	FC_B35 Restr Expendable Non Op	A_B6400 Supplies	-	-	-	-
112		A_B6450 Utilities	-	-	-	-
113		A_B6500 Repairs & Maintenance	-	-	-	-
114		A_B6550 Rentals & Leases	-	-	-	-
115		A_B6575 Interest Expense	-	-	-	-
116		A_B6600 Claims & Judgements	-	-	-	-
117		A_B6650 Other Expense	-	-	-	-
118		A_B6700 Subcontracts	-	-	-	-
119		A_B6900 Depreciation & Amortization	-	-	-	-
120		A_B7000 Capital Expense	-	-	-	-
121		A_B7200 Discontinued Operations	-	-	-	-
122		A_B7500 Other Non Operating Expenses	-	-	-	-
123		A_B7600 Internal Allocations & Sales	-	-	-	-
124		A_B7700 Funding Trfers	-	-	-	-
125			Total Expenses Expenses	-	-	-
126		Statement of Activities Net Result	-	(856)	-	-


	A	B	C	D	E	F
1						
2	O_C1200: College of Agriculture & Natural Resources Subdivision					
3	Board of Trustees Report					
4	O_C1200: College of Agriculture & Natural Resources Subdivision					
5				FY18	FY19	
6	Fund Class - Source	Summary Level Natural Accounts	Budget	Actual through March	Budget	Variance FY18 Budget to FY19 Budget
127		A_B4000 Tuition & Educational Fees	-	-	360,228	360,228
128		A_B4100 Sales of Goods & Services	-	-	-	-
129		A_B4300 Grants & Contracts	-	(18,183,041)	(18,548,946)	(18,548,946)
130		A_43501 Federal Appropriations	-	-	-	-
131		A_B4400 Other Operating Revenue	-	-	-	-
132		A_B5000 Non Operating Revenues	-	-	-	-
133		A_B5100 Appropriations	-	-	-	-
134		A_B5300 Gifts	-	-	-	-
135		A_B5500 Investment Income	-	-	-	-
136		A_B5600 Other Non Operating Revenues	-	(1,433,992)	3,288,209	3,288,209
137		Total_Revenue Revenue	-	(19,617,034)	(14,900,509)	(14,900,509)
138		A_B6000 Salaries, Wages & Benefits	-	6,918,132	7,017,892	7,017,892
139		A_B6200 Services & Fees	-	528,700	1,505,471	1,505,471
140		A_B6300 Travel	-	580,338	1,263,772	1,263,772
141	FC_B40 Restr	A_B6400 Supplies	-	848,892	2,340,638	2,340,638
142	Grants	A_B6450 Utilities	-	1,797	-	-
143		A_B6500 Repairs & Maintenance	-	31,952	-	-
144		A_B6550 Rentals & Leases	-	115,205	1,271,838	1,271,838
145		A_B6575 Interest Expense	-	-	-	-
146		A_B6600 Claims & Judgements	-	-	-	-
147		A_B6650 Other Expense	-	1,810,219	82,025	82,025
148		A_B6700 Subcontracts	-	953,423	22,705	22,705
149		A_B6900 Depreciation & Amortization	-	1,980	-	-
150		A_B7000 Capital Expense	-	70,903	-	-
151		A_B7200 Discontinued Operations	-	-	-	-
152		A_B7500 Other Non Operating Expenses	-	845	107,759	107,759
153		A_B7600 Internal Allocations & Sales	-	-	-	-
154		A_B7700 Funding Tranfers	-	-	-	-
155		Total_Expenses Expenses	-	11,862,386	13,612,102	13,612,102
156		Statement of Activities Net Result	-	(7,754,648)	(1,288,407)	(1,288,407)
157		A_B4000 Tuition & Educational Fees	-	-	-	-
158		A_B4100 Sales of Goods & Services	-	-	-	-
159		A_B4300 Grants & Contracts	-	-	-	-
160		A_43501 Federal Appropriations	-	-	-	-
161		A_B4400 Other Operating Revenue	-	-	-	-
162		A_B5000 Non Operating Revenues	-	-	-	-
163		A_B5100 Appropriations	-	-	-	-
164		A_B5300 Gifts	-	-	-	-
165		A_B5500 Investment Income	-	-	-	-
166		A_B5600 Other Non Operating Revenues	-	-	-	-
167		Total_Revenue Revenue	-	-	-	-
168		A_B6000 Salaries, Wages & Benefits	-	-	-	-
169		A_B6200 Services & Fees	-	-	-	-
170		A_B6300 Travel	-	-	-	-
171	FC_B45 Restr	A_B6400 Supplies	-	-	-	-
172	Govt Funds	A_B6450 Utilities	-	-	-	-
173		A_B6500 Repairs & Maintenance	-	-	-	-
174		A_B6550 Rentals & Leases	-	-	-	-
175		A_B6575 Interest Expense	-	-	-	-
176		A_B6600 Claims & Judgements	-	-	-	-
177		A_B6650 Other Expense	-	-	-	-
178		A_B6700 Subcontracts	-	-	-	-
179		A_B6900 Depreciation & Amortization	-	-	-	-
180		A_B7000 Capital Expense	-	-	-	-
181		A_B7200 Discontinued Operations	-	-	-	-
182		A_B7500 Other Non Operating Expenses	-	-	-	-
183		A_B7600 Internal Allocations & Sales	-	-	-	-
184		A_B7700 Funding Tranfers	-	-	-	-
185		Total_Expenses Expenses	-	-	-	-
186		Statement of Activities Net Result	-	-	-	-


	A	B	C	D	E	F	
1							
2	O_12211: Cooperative Extension Service						
3	Board of Trustees Report						
4	O_12211: Cooperative Extension Service						
5			FY18		FY19		
6	Fund Class - Source	Summary Level Natural Accounts	Budget	Actual through March	Budget	Variance FY18 Budget to FY19 Budget	
7	FC_105 Unrestricted Operating Class	A_B4000 Tuition & Educational Fees	-	-	-	-	
8		A_B4100 Sales of Goods & Services	62	(917,487)	(146,000)	(146,062)	
9		A_B4300 Grants & Contracts	-	-	-	-	
10		A_43501 Federal Appropriations	-	-	-	-	
11		A_B4400 Other Operating Revenue	(2,733)	(4,236)	-	2,733	
12		A_B5000 Non Operating Revenues	-	-	-	-	
13		A_B5100 Appropriations	-	-	-	-	
14		A_B5300 Gifts	-	-	-	-	
15		A_B5500 Investment Income	-	-	-	-	
16		A_B5600 Other Non Operating Revenues	(1,463,810)	-	(1,255,966)	207,844	
17		Total_Revenue Revenue	(1,466,481)	(921,723)	(1,401,966)	64,515	
18		A_B6000 Salaries, Wages & Benefits	7,518,524	5,447,261	7,366,575	(151,948)	
19		A_B6200 Services & Fees	81,003	44,449	115,805	34,802	
20		A_B6300 Travel	66,452	59,437	113,221	46,769	
21		A_B6400 Supplies	116,821	131,534	137,938	21,117	
22		A_B6450 Utilities	-	1,070	-	-	
23		A_B6500 Repairs & Maintenance	-	6	4,205	4,205	
24		A_B6550 Rentals & Leases	2,123	9,645	-	(2,123)	
25		A_B6575 Interest Expense	-	-	-	-	
26		A_B6600 Claims & Judgements	-	-	-	-	
27		A_B6650 Other Expense	153,931	37,550	86,156	(67,775)	
28		A_B6700 Subcontracts	2,500	-	-	(2,500)	
29		A_B6900 Depreciation & Amortization	-	-	-	-	
30		A_B7000 Capital Expense	-	-	-	-	
31		A_B7200 Discontinued Operations	-	-	-	-	
32		A_B7500 Other Non Operating Expenses	-	975	-	-	
33		A_B7600 Internal Allocations & Sales	-	(101,869)	190,057	190,057	
34		A_B7700 Funding Tranfers	(392,588)	-	-	392,588	
35		Total_Expenses Expenses	7,548,766	5,630,059	8,013,957	465,191	
36		Statement of Activities Net Result	6,082,285	4,708,336	6,611,991	529,707	
37		FC_B20 Designated Op	A_B4000 Tuition & Educational Fees	-	-	-	-
38			A_B4100 Sales of Goods & Services	-	(21,390)	(77,500)	(77,500)
39			A_B4300 Grants & Contracts	(29,764)	-	(21,103)	8,661
40			A_43501 Federal Appropriations	-	-	-	-
41			A_B4400 Other Operating Revenue	-	-	-	-
42			A_B5000 Non Operating Revenues	-	-	-	-
43	A_B5100 Appropriations		-	-	-	-	
44	A_B5300 Gifts		-	-	-	-	
45	A_B5500 Investment Income		-	-	-	-	
46	A_B5600 Other Non Operating Revenues		(2,691)	-	-	2,691	
47	Total_Revenue Revenue		(32,455)	(21,390)	(98,603)	(66,148)	
48	A_B6000 Salaries, Wages & Benefits		29,432	4,699	20,946	(8,486)	
49	A_B6200 Services & Fees		-	5,266	14,682	14,682	
50	A_B6300 Travel		-	4,844	21,540	21,540	
51	A_B6400 Supplies		3,121	12,951	36,277	33,156	
52	A_B6450 Utilities		-	-	-	-	
53	A_B6500 Repairs & Maintenance		-	62	2,900	2,900	
54	A_B6550 Rentals & Leases		-	-	3,000	3,000	
55	A_B6575 Interest Expense		-	-	11	11	
56	A_B6600 Claims & Judgements		-	-	-	-	
57	A_B6650 Other Expense		2,200	622	-	(2,200)	
58	A_B6700 Subcontracts		-	-	-	-	
59	A_B6900 Depreciation & Amortization		-	-	-	-	
60	A_B7000 Capital Expense		-	-	-	-	
61	A_B7200 Discontinued Operations		-	-	-	-	
62	A_B7500 Other Non Operating Expenses		-	-	-	-	
63	A_B7600 Internal Allocations & Sales		-	3,277	(753)	(753)	
64	A_B7700 Funding Tranfers		(2,631)	-	-	2,631	
65	Total_Expenses Expenses		32,123	31,722	98,603	66,480	
66	Statement of Activities Net Result		(332)	10,332	-	332	


	A	B	C	D	E	F
1						
2	O_12211: Cooperative Extension Service					
3	Board of Trustees Report					
4	O_12211: Cooperative Extension Service					
5						
6	Fund Class - Source	Summary Level Natural Accounts	FY18 Budget	FY19 Actual through March	FY19 Budget	Variance FY18 Budget to FY19 Budget
67		A_B4000 Tuition & Educational Fees	-	-	47,180	47,180
68		A_B4100 Sales of Goods & Services	-	-	-	-
69		A_B4300 Grants & Contracts	-	-	-	-
70		A_43501 Federal Appropriations	-	-	-	-
71		A_B4400 Other Operating Revenue	-	-	-	-
72		A_B5000 Non Operating Revenues	-	-	-	-
73		A_B5100 Appropriations	-	-	-	-
74		A_B5300 Gifts	-	(515)	(88,857)	(88,857)
75		A_B5500 Investment Income	-	-	-	-
76		A_B5600 Other Non Operating Revenues	-	-	-	-
77		Total Revenue Revenue	-	(515)	(41,677)	(41,677)
78		A_B6000 Salaries, Wages & Benefits	-	2,614	(2,000)	(2,000)
79		A_B6200 Services & Fees	-	-	-	-
80		A_B6300 Travel	-	470	22,300	22,300
81	FC_B30 Restr	A_B6400 Supplies	-	636	9,500	9,500
82	Expendable Op	A_B6450 Utilities	-	-	-	-
83		A_B6500 Repairs & Maintenance	-	-	-	-
84		A_B6550 Rentals & Leases	-	-	60	60
85		A_B6575 Interest Expense	-	-	-	-
86		A_B6600 Claims & Judgements	-	-	-	-
87		A_B6650 Other Expense	-	2,600	11,817	11,817
88		A_B6700 Subcontracts	-	-	-	-
89		A_B6900 Depreciation & Amortization	-	-	-	-
90		A_B7000 Capital Expense	-	-	-	-
91		A_B7200 Discontinued Operations	-	-	-	-
92		A_B7500 Other Non Operating Expenses	-	-	-	-
93		A_B7600 Internal Allocations & Sales	-	-	-	-
94		A_B7700 Funding Tranfers	-	-	-	-
95		Total Expenses Expenses	-	6,320	41,677	41,677
96		Statement of Activities Net Result	-	5,805	-	-
97		A_B4000 Tuition & Educational Fees	-	-	-	-
98		A_B4100 Sales of Goods & Services	-	-	-	-
99		A_B4300 Grants & Contracts	-	-	-	-
100		A_43501 Federal Appropriations	-	-	-	-
101		A_B4400 Other Operating Revenue	-	-	-	-
102		A_B5000 Non Operating Revenues	-	-	-	-
103		A_B5100 Appropriations	-	-	-	-
104		A_B5300 Gifts	-	-	-	-
105		A_B5500 Investment Income	-	-	-	-
106		A_B5600 Other Non Operating Revenues	-	-	-	-
107		Total Revenue Revenue	-	-	-	-
108		A_B6000 Salaries, Wages & Benefits	-	-	-	-
109		A_B6200 Services & Fees	-	-	-	-
110		A_B6300 Travel	-	-	-	-
111	FC_B35 Restr	A_B6400 Supplies	-	-	-	-
112	Expendable	A_B6450 Utilities	-	-	-	-
113	Non Op	A_B6500 Repairs & Maintenance	-	-	-	-
114		A_B6550 Rentals & Leases	-	-	-	-
115		A_B6575 Interest Expense	-	-	-	-
116		A_B6600 Claims & Judgements	-	-	-	-
117		A_B6650 Other Expense	-	-	-	-
118		A_B6700 Subcontracts	-	-	-	-
119		A_B6900 Depreciation & Amortization	-	-	-	-
120		A_B7000 Capital Expense	-	-	-	-
121		A_B7200 Discontinued Operations	-	-	-	-
122		A_B7500 Other Non Operating Expenses	-	-	-	-
123		A_B7600 Internal Allocations & Sales	-	-	-	-
124		A_B7700 Funding Tranfers	-	-	-	-
125		Total Expenses Expenses	-	-	-	-
126		Statement of Activities Net Result	-	-	-	-


	A	B	C	D	E	F
1						
2	O_12211: Cooperative Extension Service					
3	Board of Trustees Report					
4	O_12211: Cooperative Extension Service					
5				FY18	FY19	
6	Fund Class - Source	Summary Level Natural Accounts	Budget	Actual through March	Budget	Variance FY18 Budget to FY19 Budget
127		A_B4000 Tuition & Educational Fees	-	-	51,407	51,407
128		A_B4100 Sales of Goods & Services	-	-	-	-
129		A_B4300 Grants & Contracts	-	(3,057,970)	(1,897,832)	(1,897,832)
130		A_43501 Federal Appropriations	-	-	-	-
131		A_B4400 Other Operating Revenue	-	-	-	-
132		A_B5000 Non Operating Revenues	-	-	-	-
133		A_B5100 Appropriations	-	-	-	-
134		A_B5300 Gifts	-	-	-	-
135		A_B5500 Investment Income	-	-	-	-
136		A_B5600 Other Non Operating Revenues	-	(22,066)	376,693	376,693
137		Total_Revenue Revenue	-	(3,080,037)	(1,469,732)	(1,469,732)
138		A_B6000 Salaries, Wages & Benefits	-	1,303,287	859,801	859,801
139		A_B6200 Services & Fees	-	77,482	118,438	118,438
140		A_B6300 Travel	-	199,282	68,911	68,911
141	FC_B40 Restr	A_B6400 Supplies	-	85,642	144,827	144,827
142	Grants	A_B6450 Utilities	-	224	-	-
143		A_B6500 Repairs & Maintenance	-	12,231	-	-
144		A_B6550 Rentals & Leases	-	10,246	194,145	194,145
145		A_B6575 Interest Expense	-	-	-	-
146		A_B6600 Claims & Judgements	-	-	-	-
147		A_B6650 Other Expense	-	76,414	7,006	7,006
148		A_B6700 Subcontracts	-	17,678	2,619	2,619
149		A_B6900 Depreciation & Amortization	-	-	-	-
150		A_B7000 Capital Expense	-	191	-	-
151		A_B7200 Discontinued Operations	-	-	-	-
152		A_B7500 Other Non Operating Expenses	-	-	(7,814)	(7,814)
153		A_B7600 Internal Allocations & Sales	-	-	-	-
154		A_B7700 Funding Tranfers	-	-	-	-
155		Total_Expenses Expenses	-	1,782,677	1,387,933	1,387,933
156		Statement of Activities Net Result	-	(1,297,360)	(81,799)	(81,799)
157		A_B4000 Tuition & Educational Fees	-	-	-	-
158		A_B4100 Sales of Goods & Services	-	-	-	-
159		A_B4300 Grants & Contracts	-	-	-	-
160		A_43501 Federal Appropriations	-	-	-	-
161		A_B4400 Other Operating Revenue	-	-	-	-
162		A_B5000 Non Operating Revenues	-	-	-	-
163		A_B5100 Appropriations	-	-	-	-
164		A_B5300 Gifts	-	-	-	-
165		A_B5500 Investment Income	-	-	-	-
166		A_B5600 Other Non Operating Revenues	-	-	-	-
167		Total_Revenue Revenue	-	-	-	-
168		A_B6000 Salaries, Wages & Benefits	-	-	-	-
169		A_B6200 Services & Fees	-	-	-	-
170		A_B6300 Travel	-	-	-	-
171	FC_B45 Restr	A_B6400 Supplies	-	-	-	-
172	Govt Funds	A_B6450 Utilities	-	-	-	-
173		A_B6500 Repairs & Maintenance	-	-	-	-
174		A_B6550 Rentals & Leases	-	-	-	-
175		A_B6575 Interest Expense	-	-	-	-
176		A_B6600 Claims & Judgements	-	-	-	-
177		A_B6650 Other Expense	-	-	-	-
178		A_B6700 Subcontracts	-	-	-	-
179		A_B6900 Depreciation & Amortization	-	-	-	-
180		A_B7000 Capital Expense	-	-	-	-
181		A_B7200 Discontinued Operations	-	-	-	-
182		A_B7500 Other Non Operating Expenses	-	-	-	-
183		A_B7600 Internal Allocations & Sales	-	-	-	-
184		A_B7700 Funding Tranfers	-	-	-	-
185		Total_Expenses Expenses	-	-	-	-
186		Statement of Activities Net Result	-	-	-	-


	A	B	C	D	E	F	
1							
2	O_12101: Academic & Student Programs						
3	Board of Trustees Report						
4	O_12101: Academic & Student Programs						
5			FY18		FY19		
6	Fund Class - Source	Summary Level Natural Accounts	Budget	Actual through March	Budget	Variance FY18 Budget to FY19 Budget	
7	FC_105 Unrestricted Operating Class	A_B4000 Tuition & Educational Fees	(95,027)	-	-	95,027	
8		A_B4100 Sales of Goods & Services	-	-	-	-	
9		A_B4300 Grants & Contracts	-	-	-	-	
10		A_43501 Federal Appropriations	-	-	-	-	
11		A_B4400 Other Operating Revenue	(11,637)	(2,730)	-	11,637	
12		A_B5000 Non Operating Revenues	-	-	-	-	
13		A_B5100 Appropriations	-	-	-	-	
14		A_B5300 Gifts	-	-	-	-	
15		A_B5500 Investment Income	-	-	-	-	
16		A_B5600 Other Non Operating Revenues	-	-	(431)	(431)	
17			Total_Revenue Revenue	(106,664)	(2,730)	(431)	106,233
18			A_B6000 Salaries, Wages & Benefits	15,510	3,035	7,172	(8,338)
19			A_B6200 Services & Fees	7,800	2,561	12,467	4,667
20			A_B6300 Travel	23,000	5,414	20,297	(2,703)
21			A_B6400 Supplies	89,904	21,789	4,600	(85,304)
22			A_B6450 Utilities	-	-	-	-
23			A_B6500 Repairs & Maintenance	-	-	170	170
24			A_B6550 Rentals & Leases	-	1,044	3,872	3,872
25			A_B6575 Interest Expense	-	-	-	-
26			A_B6600 Claims & Judgements	-	-	-	-
27			A_B6650 Other Expense	9,477	3,237	5,973	(3,504)
28			A_B6700 Subcontracts	-	-	-	-
29			A_B6900 Depreciation & Amortization	-	-	-	-
30			A_B7000 Capital Expense	-	-	-	-
31			A_B7200 Discontinued Operations	-	-	-	-
32			A_B7500 Other Non Operating Expenses	-	-	-	-
33			A_B7600 Internal Allocations & Sales	-	38,737	18,911	18,911
34			A_B7700 Funding Tranfers	-	-	-	-
35			Total_Expenses Expenses	145,691	75,818	73,462	(72,229)
36			Statement of Activities Net Result	39,027	73,088	73,031	34,004
37		FC_B20 Designated Op	A_B4000 Tuition & Educational Fees	-	-	-	-
38			A_B4100 Sales of Goods & Services	-	-	-	-
39			A_B4300 Grants & Contracts	-	-	-	-
40			A_43501 Federal Appropriations	-	-	-	-
41			A_B4400 Other Operating Revenue	-	-	-	-
42			A_B5000 Non Operating Revenues	-	-	-	-
43	A_B5100 Appropriations		-	-	-	-	
44	A_B5300 Gifts		-	-	-	-	
45	A_B5500 Investment Income		-	-	-	-	
46	A_B5600 Other Non Operating Revenues		-	-	-	-	
47			Total_Revenue Revenue	-	-	-	-
48			A_B6000 Salaries, Wages & Benefits	-	-	-	-
49			A_B6200 Services & Fees	-	-	-	-
50			A_B6300 Travel	-	-	-	-
51			A_B6400 Supplies	-	69	-	-
52			A_B6450 Utilities	-	-	-	-
53			A_B6500 Repairs & Maintenance	-	-	-	-
54			A_B6550 Rentals & Leases	-	-	-	-
55			A_B6575 Interest Expense	-	-	-	-
56			A_B6600 Claims & Judgements	-	-	-	-
57			A_B6650 Other Expense	-	-	-	-
58			A_B6700 Subcontracts	-	-	-	-
59			A_B6900 Depreciation & Amortization	-	-	-	-
60			A_B7000 Capital Expense	-	-	-	-
61			A_B7200 Discontinued Operations	-	-	-	-
62			A_B7500 Other Non Operating Expenses	-	-	-	-
63			A_B7600 Internal Allocations & Sales	-	-	-	-
64			A_B7700 Funding Tranfers	-	-	-	-
65			Total_Expenses Expenses	-	69	-	-
66			Statement of Activities Net Result	-	69	-	-


	A	B	C	D	E	F
1						
2	O_12101: Academic & Student Programs					
3	Board of Trustees Report					
4	O_12101: Academic & Student Programs					
5				FY18	FY19	
6	Fund Class - Source	Summary Level Natural Accounts	Budget	Actual through March	Budget	Variance FY18 Budget to FY19 Budget
67		A_B4000 Tuition & Educational Fees	-	50,625	160,573	160,573
68		A_B4100 Sales of Goods & Services	-	-	-	-
69		A_B4300 Grants & Contracts	-	-	-	-
70		A_43501 Federal Appropriations	-	-	-	-
71		A_B4400 Other Operating Revenue	-	-	-	-
72		A_B5000 Non Operating Revenues	-	-	-	-
73		A_B5100 Appropriations	-	-	-	-
74		A_B5300 Gifts	-	(62,094)	(170,923)	(170,923)
75		A_B5500 Investment Income	-	-	-	-
76		A_B5600 Other Non Operating Revenues	-	-	-	-
77		Total_Revenue Revenue	-	(11,469)	(10,350)	(10,350)
78		A_B6000 Salaries, Wages & Benefits	-	-	8,350	8,350
79		A_B6200 Services & Fees	-	3,760	-	-
80		A_B6300 Travel	-	5,127	2,000	2,000
81	FC_B30 Restr Expendable Op	A_B6400 Supplies	-	5,559	-	-
82		A_B6450 Utilities	-	-	-	-
83		A_B6500 Repairs & Maintenance	-	-	-	-
84		A_B6550 Rentals & Leases	-	-	-	-
85		A_B6575 Interest Expense	-	-	-	-
86		A_B6600 Claims & Judgements	-	-	-	-
87		A_B6650 Other Expense	-	3,179	-	-
88		A_B6700 Subcontracts	-	-	-	-
89		A_B6900 Depreciation & Amortization	-	-	-	-
90		A_B7000 Capital Expense	-	-	-	-
91		A_B7200 Discontinued Operations	-	-	-	-
92		A_B7500 Other Non Operating Expenses	-	-	-	-
93		A_B7600 Internal Allocations & Sales	-	(388)	-	-
94		A_B7700 Funding Trfers	-	-	-	-
95			Total_Expenses Expenses	-	17,238	10,350
96		Statement of Activities Net Result	-	5,769	-	-
97		A_B4000 Tuition & Educational Fees	-	-	-	-
98		A_B4100 Sales of Goods & Services	-	-	-	-
99		A_B4300 Grants & Contracts	-	-	-	-
100		A_43501 Federal Appropriations	-	-	-	-
101		A_B4400 Other Operating Revenue	-	-	-	-
102		A_B5000 Non Operating Revenues	-	-	-	-
103		A_B5100 Appropriations	-	-	-	-
104		A_B5300 Gifts	-	-	-	-
105		A_B5500 Investment Income	-	-	-	-
106		A_B5600 Other Non Operating Revenues	-	-	-	-
107		Total_Revenue Revenue	-	-	-	-
108		A_B6000 Salaries, Wages & Benefits	-	-	-	-
109		A_B6200 Services & Fees	-	-	-	-
110		A_B6300 Travel	-	-	-	-
111	FC_B35 Restr Expendable Non Op	A_B6400 Supplies	-	-	-	-
112		A_B6450 Utilities	-	-	-	-
113		A_B6500 Repairs & Maintenance	-	-	-	-
114		A_B6550 Rentals & Leases	-	-	-	-
115		A_B6575 Interest Expense	-	-	-	-
116		A_B6600 Claims & Judgements	-	-	-	-
117		A_B6650 Other Expense	-	-	-	-
118		A_B6700 Subcontracts	-	-	-	-
119		A_B6900 Depreciation & Amortization	-	-	-	-
120		A_B7000 Capital Expense	-	-	-	-
121		A_B7200 Discontinued Operations	-	-	-	-
122		A_B7500 Other Non Operating Expenses	-	-	-	-
123		A_B7600 Internal Allocations & Sales	-	-	-	-
124		A_B7700 Funding Trfers	-	-	-	-
125			Total_Expenses Expenses	-	-	-
126		Statement of Activities Net Result	-	-	-	-


	A	B	C	D	E	F
1						
2	O_12101: Academic & Student Programs					
3	Board of Trustees Report					
4	O_12101: Academic & Student Programs					
5			FY18		FY19	
6	Fund Class - Source	Summary Level Natural Accounts	Budget	Actual through March	Budget	Variance FY18 Budget to FY19 Budget
127		A_B4000 Tuition & Educational Fees	-	-	-	-
128		A_B4100 Sales of Goods & Services	-	-	-	-
129		A_B4300 Grants & Contracts	-	-	-	-
130		A_43501 Federal Appropriations	-	-	-	-
131		A_B4400 Other Operating Revenue	-	-	-	-
132		A_B5000 Non Operating Revenues	-	-	-	-
133		A_B5100 Appropriations	-	-	-	-
134		A_B5300 Gifts	-	-	-	-
135		A_B5500 Investment Income	-	-	-	-
136		A_B5600 Other Non Operating Revenues	-	-	-	-
137		Total_Revenue Revenue	-	-	-	-
138		A_B6000 Salaries, Wages & Benefits	-	-	-	-
139		A_B6200 Services & Fees	-	-	-	-
140		A_B6300 Travel	-	-	-	-
141	FC_B40 Restr	A_B6400 Supplies	-	-	-	-
142	Grants	A_B6450 Utilities	-	-	-	-
143		A_B6500 Repairs & Maintenance	-	-	-	-
144		A_B6550 Rentals & Leases	-	-	-	-
145		A_B6575 Interest Expense	-	-	-	-
146		A_B6600 Claims & Judgements	-	-	-	-
147		A_B6650 Other Expense	-	-	-	-
148		A_B6700 Subcontracts	-	-	-	-
149		A_B6900 Depreciation & Amortization	-	-	-	-
150		A_B7000 Capital Expense	-	-	-	-
151		A_B7200 Discontinued Operations	-	-	-	-
152		A_B7500 Other Non Operating Expenses	-	-	-	-
153		A_B7600 Internal Allocations & Sales	-	-	-	-
154		A_B7700 Funding Tranfers	-	-	-	-
155		Total_Expenses Expenses	-	-	-	-
156		Statement of Activities Net Result	-	-	-	-
157		A_B4000 Tuition & Educational Fees	-	-	-	-
158		A_B4100 Sales of Goods & Services	-	-	-	-
159		A_B4300 Grants & Contracts	-	-	-	-
160		A_43501 Federal Appropriations	-	-	-	-
161		A_B4400 Other Operating Revenue	-	-	-	-
162		A_B5000 Non Operating Revenues	-	-	-	-
163		A_B5100 Appropriations	-	-	-	-
164		A_B5300 Gifts	-	-	-	-
165		A_B5500 Investment Income	-	-	-	-
166		A_B5600 Other Non Operating Revenues	-	-	-	-
167		Total_Revenue Revenue	-	-	-	-
168		A_B6000 Salaries, Wages & Benefits	-	-	-	-
169		A_B6200 Services & Fees	-	-	-	-
170		A_B6300 Travel	-	-	-	-
171	FC_B45 Restr	A_B6400 Supplies	-	-	-	-
172	Govt Funds	A_B6450 Utilities	-	-	-	-
173		A_B6500 Repairs & Maintenance	-	-	-	-
174		A_B6550 Rentals & Leases	-	-	-	-
175		A_B6575 Interest Expense	-	-	-	-
176		A_B6600 Claims & Judgements	-	-	-	-
177		A_B6650 Other Expense	-	-	-	-
178		A_B6700 Subcontracts	-	-	-	-
179		A_B6900 Depreciation & Amortization	-	-	-	-
180		A_B7000 Capital Expense	-	-	-	-
181		A_B7200 Discontinued Operations	-	-	-	-
182		A_B7500 Other Non Operating Expenses	-	-	-	-
183		A_B7600 Internal Allocations & Sales	-	-	-	-
184		A_B7700 Funding Tranfers	-	-	-	-
185		Total_Expenses Expenses	-	-	-	-
186		Statement of Activities Net Result	-	-	-	-


	A	B	C	D	E	F	
1							
2	O_12102: Agriculture & Applied Economics						
3	Board of Trustees Report						
4	O_12102: Agriculture & Applied Economics						
5			FY18		FY19		
6	Fund Class - Source	Summary Level Natural Accounts	Budget	Actual through March	Budget	Variance FY18 Budget to FY19 Budget	
7	FC_105 Unrestricted Operating Class	A_B4000 Tuition & Educational Fees	-	2,040	-	-	
8		A_B4100 Sales of Goods & Services	-	-	-	-	
9		A_B4300 Grants & Contracts	-	-	-	-	
10		A_43501 Federal Appropriations	-	-	-	-	
11		A_B4400 Other Operating Revenue	(35,075)	(5,714)	-	35,075	
12		A_B5000 Non Operating Revenues	-	-	-	-	
13		A_B5100 Appropriations	-	-	-	-	
14		A_B5300 Gifts	-	-	-	-	
15		A_B5500 Investment Income	-	-	-	-	
16		A_B5600 Other Non Operating Revenues	-	-	-	-	
17			Total_Revenue Revenue	(35,075)	(3,674)	-	35,075
18			A_B6000 Salaries, Wages & Benefits	23,770	54,610	43,740	19,970
19			A_B6200 Services & Fees	30,800	26,626	10,000	(20,800)
20			A_B6300 Travel	36,700	19,384	10,000	(26,700)
21			A_B6400 Supplies	34,550	5,153	12,683	(21,867)
22			A_B6450 Utilities	-	-	-	-
23			A_B6500 Repairs & Maintenance	70,000	-	-	(70,000)
24			A_B6550 Rentals & Leases	-	-	-	-
25			A_B6575 Interest Expense	-	-	-	-
26			A_B6600 Claims & Judgements	-	-	-	-
27			A_B6650 Other Expense	1,500	2,389	448	(1,052)
28			A_B6700 Subcontracts	-	-	-	-
29			A_B6900 Depreciation & Amortization	-	-	-	-
30			A_B7000 Capital Expense	-	-	-	-
31			A_B7200 Discontinued Operations	-	-	-	-
32			A_B7500 Other Non Operating Expenses	-	(6,327)	-	-
33			A_B7600 Internal Allocations & Sales	-	13,614	-	-
34			A_B7700 Funding Tranfers	(135,545)	-	-	135,545
35			Total_Expenses Expenses	61,775	115,448	76,871	15,096
36			Statement of Activities Net Result	26,700	111,774	76,871	50,171
37		FC_B20 Designated Op	A_B4000 Tuition & Educational Fees	-	-	1,845	1,845
38			A_B4100 Sales of Goods & Services	-	-	-	-
39			A_B4300 Grants & Contracts	(15,000)	-	-	15,000
40			A_43501 Federal Appropriations	-	-	-	-
41			A_B4400 Other Operating Revenue	-	(60)	(54,931)	(54,931)
42			A_B5000 Non Operating Revenues	-	-	-	-
43	A_B5100 Appropriations		-	-	-	-	
44	A_B5300 Gifts		-	-	-	-	
45	A_B5500 Investment Income		-	-	-	-	
46	A_B5600 Other Non Operating Revenues		-	-	(8,100)	(8,100)	
47			Total_Revenue Revenue	(15,000)	(60)	(61,186)	(46,186)
48			A_B6000 Salaries, Wages & Benefits	35,228	7,490	26,442	(8,786)
49			A_B6200 Services & Fees	7,214	2,100	14,000	6,787
50			A_B6300 Travel	41,200	13,002	12,600	(28,600)
51			A_B6400 Supplies	31,400	3,723	2,244	(29,156)
52			A_B6450 Utilities	-	-	-	-
53			A_B6500 Repairs & Maintenance	-	-	-	-
54			A_B6550 Rentals & Leases	-	-	-	-
55			A_B6575 Interest Expense	-	-	-	-
56			A_B6600 Claims & Judgements	-	-	-	-
57			A_B6650 Other Expense	1,100	1,735	5,900	4,800
58			A_B6700 Subcontracts	-	-	-	-
59			A_B6900 Depreciation & Amortization	-	-	-	-
60			A_B7000 Capital Expense	-	-	-	-
61			A_B7200 Discontinued Operations	-	-	-	-
62			A_B7500 Other Non Operating Expenses	-	-	-	-
63			A_B7600 Internal Allocations & Sales	-	1,552	-	-
64			A_B7700 Funding Tranfers	(58,945)	-	-	58,945
65			Total_Expenses Expenses	57,196	29,604	61,186	3,990
66			Statement of Activities Net Result	42,196	29,544	-	(42,196)


	A	B	C	D	E	F
1						
2	O_12102: Agriculture & Applied Economics					
3	Board of Trustees Report					
4	O_12102: Agriculture & Applied Economics					
5			FY18		FY19	
6	Fund Class - Source	Summary Level Natural Accounts	Budget	Actual through March	Budget	Variance FY18 Budget to FY19 Budget
67		A_B4000 Tuition & Educational Fees	-	6,100	100	100
68		A_B4100 Sales of Goods & Services	-	-	-	-
69		A_B4300 Grants & Contracts	-	-	-	-
70		A_43501 Federal Appropriations	-	-	-	-
71		A_B4400 Other Operating Revenue	-	-	-	-
72		A_B5000 Non Operating Revenues	-	-	-	-
73		A_B5100 Appropriations	-	-	-	-
74		A_B5300 Gifts	-	(6,581)	(11,660)	(11,660)
75		A_B5500 Investment Income	-	-	-	-
76		A_B5600 Other Non Operating Revenues	-	-	-	-
77		Total_Revenue Revenue	-	(481)	(11,560)	(11,560)
78		A_B6000 Salaries, Wages & Benefits	-	-	-	-
79		A_B6200 Services & Fees	-	-	-	-
80		A_B6300 Travel	-	484	5,500	5,500
81	FC_B30 Restr	A_B6400 Supplies	-	20	4,750	4,750
82	Expendable Op	A_B6450 Utilities	-	-	-	-
83		A_B6500 Repairs & Maintenance	-	-	-	-
84		A_B6550 Rentals & Leases	-	60	60	60
85		A_B6575 Interest Expense	-	-	-	-
86		A_B6600 Claims & Judgements	-	-	-	-
87		A_B6650 Other Expense	-	1,000	1,250	1,250
88		A_B6700 Subcontracts	-	-	-	-
89		A_B6900 Depreciation & Amortization	-	-	-	-
90		A_B7000 Capital Expense	-	-	-	-
91		A_B7200 Discontinued Operations	-	-	-	-
92		A_B7500 Other Non Operating Expenses	-	-	-	-
93		A_B7600 Internal Allocations & Sales	-	91	-	-
94		A_B7700 Funding Tranfers	-	-	-	-
95		Total_Expenses Expenses	-	1,654	11,560	11,560
96		Statement of Activities Net Result	-	1,173	-	-
97		A_B4000 Tuition & Educational Fees	-	-	-	-
98		A_B4100 Sales of Goods & Services	-	-	-	-
99		A_B4300 Grants & Contracts	-	-	-	-
100		A_43501 Federal Appropriations	-	-	-	-
101		A_B4400 Other Operating Revenue	-	-	-	-
102		A_B5000 Non Operating Revenues	-	-	-	-
103		A_B5100 Appropriations	-	-	-	-
104		A_B5300 Gifts	-	-	-	-
105		A_B5500 Investment Income	-	-	-	-
106		A_B5600 Other Non Operating Revenues	-	-	-	-
107		Total_Revenue Revenue	-	-	-	-
108		A_B6000 Salaries, Wages & Benefits	-	-	-	-
109		A_B6200 Services & Fees	-	-	-	-
110		A_B6300 Travel	-	-	-	-
111	FC_B35 Restr	A_B6400 Supplies	-	-	-	-
112	Expendable Non Op	A_B6450 Utilities	-	-	-	-
113		A_B6500 Repairs & Maintenance	-	-	-	-
114		A_B6550 Rentals & Leases	-	-	-	-
115		A_B6575 Interest Expense	-	-	-	-
116		A_B6600 Claims & Judgements	-	-	-	-
117		A_B6650 Other Expense	-	-	-	-
118		A_B6700 Subcontracts	-	-	-	-
119		A_B6900 Depreciation & Amortization	-	-	-	-
120		A_B7000 Capital Expense	-	-	-	-
121		A_B7200 Discontinued Operations	-	-	-	-
122		A_B7500 Other Non Operating Expenses	-	-	-	-
123		A_B7600 Internal Allocations & Sales	-	-	-	-
124		A_B7700 Funding Tranfers	-	-	-	-
125		Total_Expenses Expenses	-	-	-	-
126		Statement of Activities Net Result	-	-	-	-

	A	B	C	D	E	F
1						
2	O_12102: Agriculture & Applied Economics					
3	Board of Trustees Report					
4	O_12102: Agriculture & Applied Economics					
5				FY18	FY19	
6	Fund Class - Source	Summary Level Natural Accounts	Budget	Actual through March	Budget	Variance FY18 Budget to FY19 Budget
127		A_B4000 Tuition & Educational Fees	-	-	87,430	87,430
128		A_B4100 Sales of Goods & Services	-	-	-	-
129		A_B4300 Grants & Contracts	-	(1,014,930)	(1,043,897)	(1,043,897)
130		A_43501 Federal Appropriations	-	-	-	-
131		A_B4400 Other Operating Revenue	-	-	-	-
132		A_B5000 Non Operating Revenues	-	-	-	-
133		A_B5100 Appropriations	-	-	-	-
134		A_B5300 Gifts	-	-	-	-
135		A_B5500 Investment Income	-	-	-	-
136		A_B5600 Other Non Operating Revenues	-	(120,727)	174,484	174,484
137		Total_Revenue Revenue	-	(1,135,658)	(781,983)	(781,983)
138		A_B6000 Salaries, Wages & Benefits	-	278,754	288,232	288,232
139		A_B6200 Services & Fees	-	56,806	327,042	327,042
140		A_B6300 Travel	-	19,318	35,646	35,646
141	FC_B40 Restr	A_B6400 Supplies	-	42,551	146,429	146,429
142	Grants	A_B6450 Utilities	-	-	-	-
143		A_B6500 Repairs & Maintenance	-	501	-	-
144		A_B6550 Rentals & Leases	-	5,025	21,043	21,043
145		A_B6575 Interest Expense	-	-	-	-
146		A_B6600 Claims & Judgements	-	-	-	-
147		A_B6650 Other Expense	-	155,666	9,912	9,912
148		A_B6700 Subcontracts	-	114,456	19,227	19,227
149		A_B6900 Depreciation & Amortization	-	-	-	-
150		A_B7000 Capital Expense	-	-	-	-
151		A_B7200 Discontinued Operations	-	-	-	-
152		A_B7500 Other Non Operating Expenses	-	-	12,793	12,793
153		A_B7600 Internal Allocations & Sales	-	-	-	-
154		A_B7700 Funding Tranfers	-	-	-	-
155		Total_Expenses Expenses	-	673,077	860,324	860,324
156		Statement of Activities Net Result	-	(462,581)	78,341	78,341
157		A_B4000 Tuition & Educational Fees	-	-	-	-
158		A_B4100 Sales of Goods & Services	-	-	-	-
159		A_B4300 Grants & Contracts	-	-	-	-
160		A_43501 Federal Appropriations	-	-	-	-
161		A_B4400 Other Operating Revenue	-	-	-	-
162		A_B5000 Non Operating Revenues	-	-	-	-
163		A_B5100 Appropriations	-	-	-	-
164		A_B5300 Gifts	-	-	-	-
165		A_B5500 Investment Income	-	-	-	-
166		A_B5600 Other Non Operating Revenues	-	-	-	-
167		Total_Revenue Revenue	-	-	-	-
168		A_B6000 Salaries, Wages & Benefits	-	-	-	-
169		A_B6200 Services & Fees	-	-	-	-
170		A_B6300 Travel	-	-	-	-
171	FC_B45 Restr	A_B6400 Supplies	-	-	-	-
172	Govt Funds	A_B6450 Utilities	-	-	-	-
173		A_B6500 Repairs & Maintenance	-	-	-	-
174		A_B6550 Rentals & Leases	-	-	-	-
175		A_B6575 Interest Expense	-	-	-	-
176		A_B6600 Claims & Judgements	-	-	-	-
177		A_B6650 Other Expense	-	-	-	-
178		A_B6700 Subcontracts	-	-	-	-
179		A_B6900 Depreciation & Amortization	-	-	-	-
180		A_B7000 Capital Expense	-	-	-	-
181		A_B7200 Discontinued Operations	-	-	-	-
182		A_B7500 Other Non Operating Expenses	-	-	-	-
183		A_B7600 Internal Allocations & Sales	-	-	-	-
184		A_B7700 Funding Tranfers	-	-	-	-
185		Total_Expenses Expenses	-	-	-	-
186		Statement of Activities Net Result	-	-	-	-


	A	B	C	D	E	F	
1							
2	O_12103: Animal Science						
3	Board of Trustees Report						
4	O_12103: Animal Science						
5			FY18		FY19		
6	Fund Class - Source	Summary Level Natural Accounts	Budget	Actual through March	Budget	Variance FY18 Budget to FY19 Budget	
7	FC_105 Unrestricted Operating Class	A_B4000 Tuition & Educational Fees	-	-	(7,500)	(7,500)	
8		A_B4100 Sales of Goods & Services	-	(116,906)	(600)	(600)	
9		A_B4300 Grants & Contracts	-	-	-	-	
10		A_43501 Federal Appropriations	-	-	-	-	
11		A_B4400 Other Operating Revenue	(8,700)	-	-	8,700	
12		A_B5000 Non Operating Revenues	-	-	-	-	
13		A_B5100 Appropriations	-	-	-	-	
14		A_B5300 Gifts	-	-	-	-	
15		A_B5500 Investment Income	-	-	-	-	
16		A_B5600 Other Non Operating Revenues	(159,200)	-	-	159,200	
17		Total_Revenue Revenue	(167,900)	(116,906)	(8,100)	159,800	
18		A_B6000 Salaries, Wages & Benefits	194,805	141,417	32,832	(161,973)	
19		A_B6200 Services & Fees	4,150	1,569	-	(4,150)	
20		A_B6300 Travel	41,955	26,688	-	(41,955)	
21		A_B6400 Supplies	174,425	147,944	5,000	(169,425)	
22		A_B6450 Utilities	-	675	-	-	
23		A_B6500 Repairs & Maintenance	20,191	1,416	-	(20,191)	
24		A_B6550 Rentals & Leases	500	-	-	(500)	
25		A_B6575 Interest Expense	-	-	-	-	
26		A_B6600 Claims & Judgements	-	-	-	-	
27		A_B6650 Other Expense	19,166	8,255	-	(19,166)	
28		A_B6700 Subcontracts	-	184	-	-	
29		A_B6900 Depreciation & Amortization	-	4,229	-	-	
30		A_B7000 Capital Expense	-	-	-	-	
31		A_B7200 Discontinued Operations	-	-	-	-	
32		A_B7500 Other Non Operating Expenses	-	-	-	-	
33		A_B7600 Internal Allocations & Sales	-	16,519	10,000	10,000	
34		A_B7700 Funding Tranfers	(39,340)	-	-	39,340	
35		Total_Expenses Expenses	415,853	348,896	47,832	(368,021)	
36		Statement of Activities Net Result	247,953	231,990	39,732	(208,221)	
37		FC_B20 Designated Op	A_B4000 Tuition & Educational Fees	-	-	-	-
38			A_B4100 Sales of Goods & Services	-	-	(165,000)	(165,000)
39			A_B4300 Grants & Contracts	(18,786)	-	(137,500)	(118,714)
40			A_43501 Federal Appropriations	-	-	-	-
41			A_B4400 Other Operating Revenue	(446,276)	-	(8,000)	438,276
42			A_B5000 Non Operating Revenues	-	-	-	-
43	A_B5100 Appropriations		-	-	-	-	
44	A_B5300 Gifts		-	-	-	-	
45	A_B5500 Investment Income		-	-	-	-	
46	A_B5600 Other Non Operating Revenues		-	-	-	-	
47	Total_Revenue Revenue		(465,062)	-	(310,500)	154,562	
48	A_B6000 Salaries, Wages & Benefits		446,276	79,594	42,707	(403,569)	
49	A_B6200 Services & Fees		-	164	5,573	5,573	
50	A_B6300 Travel		-	3,106	16,500	16,500	
51	A_B6400 Supplies		28,508	9,104	174,980	146,473	
52	A_B6450 Utilities		-	-	936	936	
53	A_B6500 Repairs & Maintenance		10,000	1,758	21,304	11,304	
54	A_B6550 Rentals & Leases		-	-	-	-	
55	A_B6575 Interest Expense		-	-	-	-	
56	A_B6600 Claims & Judgements		-	-	-	-	
57	A_B6650 Other Expense		-	6,006	16,500	16,500	
58	A_B6700 Subcontracts		-	-	-	-	
59	A_B6900 Depreciation & Amortization		-	1,429	-	-	
60	A_B7000 Capital Expense		-	-	-	-	
61	A_B7200 Discontinued Operations		-	-	-	-	
62	A_B7500 Other Non Operating Expenses		-	-	-	-	
63	A_B7600 Internal Allocations & Sales		-	(2,151)	32,000	32,000	
64	A_B7700 Funding Tranfers		(19,722)	-	-	19,722	
65	Total_Expenses Expenses		465,062	99,010	310,500	(154,562)	
66	Statement of Activities Net Result		0	99,010	0	0	


	A	B	C	D	E	F
1						
2	O_12103: Animal Science					
3	Board of Trustees Report					
4	O_12103: Animal Science					
5				FY18	FY19	
6	Fund Class - Source	Summary Level Natural Accounts	Budget	Actual through March	Budget	Variance FY18 Budget to FY19 Budget
67		A_B4000 Tuition & Educational Fees	-	4,191	41,500	41,500
68		A_B4100 Sales of Goods & Services	-	-	-	-
69		A_B4300 Grants & Contracts	-	-	-	-
70		A_43501 Federal Appropriations	-	-	-	-
71		A_B4400 Other Operating Revenue	-	-	-	-
72		A_B5000 Non Operating Revenues	-	-	-	-
73		A_B5100 Appropriations	-	-	-	-
74		A_B5300 Gifts	-	(129,126)	(370,926)	(370,926)
75		A_B5500 Investment Income	-	-	-	-
76		A_B5600 Other Non Operating Revenues	-	-	-	-
77		Total_Revenue Revenue	-	(124,935)	(329,426)	(329,426)
78		A_B6000 Salaries, Wages & Benefits	-	108,573	198,443	198,443
79		A_B6200 Services & Fees	-	4,603	1,000	1,000
80		A_B6300 Travel	-	17,615	86,983	86,983
81	FC_B30 Restr	A_B6400 Supplies	-	3,642	33,000	33,000
82	Expendable Op	A_B6450 Utilities	-	-	-	-
83		A_B6500 Repairs & Maintenance	-	-	-	-
84		A_B6550 Rentals & Leases	-	-	-	-
85		A_B6575 Interest Expense	-	-	-	-
86		A_B6600 Claims & Judgements	-	-	-	-
87		A_B6650 Other Expense	-	4,112	-	-
88		A_B6700 Subcontracts	-	-	-	-
89		A_B6900 Depreciation & Amortization	-	-	-	-
90		A_B7000 Capital Expense	-	-	-	-
91		A_B7200 Discontinued Operations	-	-	-	-
92		A_B7500 Other Non Operating Expenses	-	-	-	-
93		A_B7600 Internal Allocations & Sales	-	25,246	10,000	10,000
94		A_B7700 Funding Tranfers	-	-	-	-
95		Total_Expenses Expenses	-	163,789	329,426	329,426
96		Statement of Activities Net Result	-	38,854	-	-
97		A_B4000 Tuition & Educational Fees	-	-	-	-
98		A_B4100 Sales of Goods & Services	-	-	-	-
99		A_B4300 Grants & Contracts	-	-	-	-
100		A_43501 Federal Appropriations	-	-	-	-
101		A_B4400 Other Operating Revenue	-	-	-	-
102		A_B5000 Non Operating Revenues	-	-	-	-
103		A_B5100 Appropriations	-	-	-	-
104		A_B5300 Gifts	-	-	-	-
105		A_B5500 Investment Income	-	-	-	-
106		A_B5600 Other Non Operating Revenues	-	-	-	-
107		Total_Revenue Revenue	-	-	-	-
108		A_B6000 Salaries, Wages & Benefits	-	-	-	-
109		A_B6200 Services & Fees	-	-	-	-
110		A_B6300 Travel	-	-	-	-
111	FC_B35 Restr	A_B6400 Supplies	-	-	-	-
112	Expendable Non Op	A_B6450 Utilities	-	-	-	-
113		A_B6500 Repairs & Maintenance	-	-	-	-
114		A_B6550 Rentals & Leases	-	-	-	-
115		A_B6575 Interest Expense	-	-	-	-
116		A_B6600 Claims & Judgements	-	-	-	-
117		A_B6650 Other Expense	-	-	-	-
118		A_B6700 Subcontracts	-	-	-	-
119		A_B6900 Depreciation & Amortization	-	-	-	-
120		A_B7000 Capital Expense	-	-	-	-
121		A_B7200 Discontinued Operations	-	-	-	-
122		A_B7500 Other Non Operating Expenses	-	-	-	-
123		A_B7600 Internal Allocations & Sales	-	-	-	-
124		A_B7700 Funding Tranfers	-	-	-	-
125		Total_Expenses Expenses	-	-	-	-
126		Statement of Activities Net Result	-	-	-	-


	A	B	C	D	E	F	
1							
2	O_12103: Animal Science						
3	Board of Trustees Report						
4	O_12103: Animal Science						
5				FY18	FY19		
6	Fund Class - Source	Summary Level Natural Accounts	Budget	Actual through March	Budget	Variance FY18 Budget to FY19 Budget	
127	FC_B40 Restr Grants	A_B4000 Tuition & Educational Fees	-	-	61,643	61,643	
128		A_B4100 Sales of Goods & Services	-	-	-	-	
129		A_B4300 Grants & Contracts	-	(2,481,887)	(1,716,673)	(1,716,673)	
130		A_43501 Federal Appropriations	-	-	-	-	
131		A_B4400 Other Operating Revenue	-	-	-	-	
132		A_B5000 Non Operating Revenues	-	-	-	-	
133		A_B5100 Appropriations	-	-	-	-	
134		A_B5300 Gifts	-	-	-	-	
135		A_B5500 Investment Income	-	-	-	-	
136		A_B5600 Other Non Operating Revenues	-	(324,592)	234,182	234,182	
137		Total_Revenue Revenue	-	(2,806,479)	(1,420,849)	(1,420,849)	
138		A_B6000 Salaries, Wages & Benefits	-	653,759	444,801	444,801	
139		A_B6200 Services & Fees	-	31,816	102,088	102,088	
140		A_B6300 Travel	-	21,321	87,721	87,721	
141		A_B6400 Supplies	-	106,297	245,986	245,986	
142		A_B6450 Utilities	-	-	-	-	
143		A_B6500 Repairs & Maintenance	-	1,480	-	-	
144		A_B6550 Rentals & Leases	-	238	150,599	150,599	
145		A_B6575 Interest Expense	-	-	-	-	
146		A_B6600 Claims & Judgements	-	-	-	-	
147		A_B6650 Other Expense	-	340,074	5,629	5,629	
148		A_B6700 Subcontracts	-	437,822	-	-	
149		A_B6900 Depreciation & Amortization	-	-	-	-	
150		A_B7000 Capital Expense	-	-	-	-	
151		A_B7200 Discontinued Operations	-	-	-	-	
152		A_B7500 Other Non Operating Expenses	-	-	(1,993)	(1,993)	
153		A_B7600 Internal Allocations & Sales	-	-	-	-	
154		A_B7700 Funding Tranfers	-	-	-	-	
155		Total_Expenses Expenses	-	1,592,808	1,034,830	1,034,830	
156		Statement of Activities Net Result	-	(1,213,671)	(386,019)	(386,019)	
157		FC_B45 Restr Govt Funds	A_B4000 Tuition & Educational Fees	-	-	-	-
158			A_B4100 Sales of Goods & Services	-	-	-	-
159	A_B4300 Grants & Contracts		-	-	-	-	
160	A_43501 Federal Appropriations		-	-	-	-	
161	A_B4400 Other Operating Revenue		-	-	-	-	
162	A_B5000 Non Operating Revenues		-	-	-	-	
163	A_B5100 Appropriations		-	-	-	-	
164	A_B5300 Gifts		-	-	-	-	
165	A_B5500 Investment Income		-	-	-	-	
166	A_B5600 Other Non Operating Revenues		-	-	-	-	
167	Total_Revenue Revenue		-	-	-	-	
168	A_B6000 Salaries, Wages & Benefits		-	-	-	-	
169	A_B6200 Services & Fees		-	-	-	-	
170	A_B6300 Travel		-	-	-	-	
171	A_B6400 Supplies		-	-	-	-	
172	A_B6450 Utilities		-	-	-	-	
173	A_B6500 Repairs & Maintenance		-	-	-	-	
174	A_B6550 Rentals & Leases		-	-	-	-	
175	A_B6575 Interest Expense		-	-	-	-	
176	A_B6600 Claims & Judgements		-	-	-	-	
177	A_B6650 Other Expense		-	-	-	-	
178	A_B6700 Subcontracts		-	-	-	-	
179	A_B6900 Depreciation & Amortization		-	-	-	-	
180	A_B7000 Capital Expense		-	-	-	-	
181	A_B7200 Discontinued Operations		-	-	-	-	
182	A_B7500 Other Non Operating Expenses		-	-	-	-	
183	A_B7600 Internal Allocations & Sales		-	-	-	-	
184	A_B7700 Funding Tranfers		-	-	-	-	
185	Total_Expenses Expenses		-	-	-	-	
186	Statement of Activities Net Result		-	-	-	-	


	A	B	C	D	E	F	
1							
2	O_12104: Molecular Biology						
3	Board of Trustees Report						
4	O_12104: Molecular Biology						
5			FY18		FY19		
6	Fund Class - Source	Summary Level Natural Accounts	Budget	Actual through March	Budget	Variance FY18 Budget to FY19 Budget	
7	FC_105 Unrestricted Operating Class	A_B4000 Tuition & Educational Fees	(12,000)	4,518	9,500	21,500	
8		A_B4100 Sales of Goods & Services	-	(1,495)	-	-	
9		A_B4300 Grants & Contracts	-	-	-	-	
10		A_43501 Federal Appropriations	-	-	-	-	
11		A_B4400 Other Operating Revenue	(3,500)	(480)	-	3,500	
12		A_B5000 Non Operating Revenues	-	-	-	-	
13		A_B5100 Appropriations	-	-	-	-	
14		A_B5300 Gifts	-	-	-	-	
15		A_B5500 Investment Income	-	-	-	-	
16		A_B5600 Other Non Operating Revenues	-	-	-	-	
17			Total_Revenue Revenue	(15,500)	2,543	9,500	25,000
18			A_B6000 Salaries, Wages & Benefits	107,260	203,570	122,420	15,160
19			A_B6200 Services & Fees	27,542	460	-	(27,542)
20			A_B6300 Travel	10,920	3,186	4,184	(6,736)
21			A_B6400 Supplies	30,081	35,121	-	(30,081)
22			A_B6450 Utilities	-	-	-	-
23			A_B6500 Repairs & Maintenance	100	2,114	-	(100)
24			A_B6550 Rentals & Leases	1,000	104	-	(1,000)
25			A_B6575 Interest Expense	-	-	-	-
26			A_B6600 Claims & Judgements	-	-	-	-
27			A_B6650 Other Expense	8,000	597	-	(8,000)
28			A_B6700 Subcontracts	-	-	100	100
29			A_B6900 Depreciation & Amortization	-	-	-	-
30			A_B7000 Capital Expense	-	-	-	-
31			A_B7200 Discontinued Operations	-	-	-	-
32			A_B7500 Other Non Operating Expenses	500	145	-	(500)
33			A_B7600 Internal Allocations & Sales	(50,355)	14,170	(50,355)	-
34			A_B7700 Funding Tranfers	(37,630)	-	-	37,630
35			Total_Expenses Expenses	97,418	259,467	76,349	(21,069)
36			Statement of Activities Net Result	81,918	262,011	85,849	3,931
37		FC_B20 Designated Op	A_B4000 Tuition & Educational Fees	-	32,338	-	-
38			A_B4100 Sales of Goods & Services	-	-	-	-
39			A_B4300 Grants & Contracts	(93,000)	-	-	93,000
40			A_43501 Federal Appropriations	-	-	-	-
41			A_B4400 Other Operating Revenue	-	-	(454,046)	(454,046)
42			A_B5000 Non Operating Revenues	-	-	-	-
43	A_B5100 Appropriations		-	-	-	-	
44	A_B5300 Gifts		-	-	-	-	
45	A_B5500 Investment Income		-	-	-	-	
46	A_B5600 Other Non Operating Revenues		-	-	(9,332)	(9,332)	
47			Total_Revenue Revenue	(93,000)	32,338	(463,378)	(370,378)
48			A_B6000 Salaries, Wages & Benefits	10,925	130,183	92,459	81,534
49			A_B6200 Services & Fees	10,000	11,403	6,500	(3,500)
50			A_B6300 Travel	16,000	17,677	48,800	32,800
51			A_B6400 Supplies	68,090	29,392	52,029	(16,061)
52			A_B6450 Utilities	-	-	-	-
53			A_B6500 Repairs & Maintenance	-	1,164	26,000	26,000
54			A_B6550 Rentals & Leases	250	336	-	(250)
55			A_B6575 Interest Expense	-	-	-	-
56			A_B6600 Claims & Judgements	-	-	-	-
57			A_B6650 Other Expense	-	-	36,081	36,081
58			A_B6700 Subcontracts	-	-	-	-
59			A_B6900 Depreciation & Amortization	-	-	-	-
60			A_B7000 Capital Expense	-	-	200,000	200,000
61			A_B7200 Discontinued Operations	-	-	-	-
62			A_B7500 Other Non Operating Expenses	-	-	-	-
63			A_B7600 Internal Allocations & Sales	-	183	-	-
64			A_B7700 Funding Tranfers	(12,265)	-	-	12,265
65			Total_Expenses Expenses	93,000	190,338	461,869	368,869
66			Statement of Activities Net Result	-	222,675	(1,508)	(1,508)


	A	B	C	D	E	F
1						
2	O_12104: Molecular Biology					
3	Board of Trustees Report					
4	O_12104: Molecular Biology					
5						
6	Fund Class - Source	Summary Level Natural Accounts	FY18 Budget	FY19 Actual through March	FY19 Budget	Variance FY18 Budget to FY19 Budget
67		A_B4000 Tuition & Educational Fees	-	-	8,500	8,500
68		A_B4100 Sales of Goods & Services	-	-	-	-
69		A_B4300 Grants & Contracts	-	-	-	-
70		A_43501 Federal Appropriations	-	-	-	-
71		A_B4400 Other Operating Revenue	-	-	-	-
72		A_B5000 Non Operating Revenues	-	-	-	-
73		A_B5100 Appropriations	-	-	-	-
74		A_B5300 Gifts	-	-	(10,650)	(10,650)
75		A_B5500 Investment Income	-	-	-	-
76		A_B5600 Other Non Operating Revenues	-	-	-	-
77		Total Revenue Revenue	-	-	(2,150)	(2,150)
78		A_B6000 Salaries, Wages & Benefits	-	-	-	-
79		A_B6200 Services & Fees	-	-	-	-
80		A_B6300 Travel	-	-	-	-
81	FC_B30 Restr	A_B6400 Supplies	-	-	2,150	2,150
82	Expendable Op	A_B6450 Utilities	-	-	-	-
83		A_B6500 Repairs & Maintenance	-	-	-	-
84		A_B6550 Rentals & Leases	-	-	-	-
85		A_B6575 Interest Expense	-	-	-	-
86		A_B6600 Claims & Judgements	-	-	-	-
87		A_B6650 Other Expense	-	-	-	-
88		A_B6700 Subcontracts	-	-	-	-
89		A_B6900 Depreciation & Amortization	-	-	-	-
90		A_B7000 Capital Expense	-	-	-	-
91		A_B7200 Discontinued Operations	-	-	-	-
92		A_B7500 Other Non Operating Expenses	-	-	-	-
93		A_B7600 Internal Allocations & Sales	-	-	-	-
94		A_B7700 Funding Tranfers	-	-	-	-
95		Total Expenses Expenses	-	-	2,150	2,150
96		Statement of Activities Net Result	-	-	-	-
97		A_B4000 Tuition & Educational Fees	-	-	-	-
98		A_B4100 Sales of Goods & Services	-	-	-	-
99		A_B4300 Grants & Contracts	-	-	-	-
100		A_43501 Federal Appropriations	-	-	-	-
101		A_B4400 Other Operating Revenue	-	-	-	-
102		A_B5000 Non Operating Revenues	-	-	-	-
103		A_B5100 Appropriations	-	-	-	-
104		A_B5300 Gifts	-	-	-	-
105		A_B5500 Investment Income	-	-	-	-
106		A_B5600 Other Non Operating Revenues	-	-	-	-
107		Total Revenue Revenue	-	-	-	-
108		A_B6000 Salaries, Wages & Benefits	-	-	-	-
109		A_B6200 Services & Fees	-	-	-	-
110		A_B6300 Travel	-	-	-	-
111	FC_B35 Restr	A_B6400 Supplies	-	-	-	-
112	Expendable	A_B6450 Utilities	-	-	-	-
113	Non Op	A_B6500 Repairs & Maintenance	-	-	-	-
114		A_B6550 Rentals & Leases	-	-	-	-
115		A_B6575 Interest Expense	-	-	-	-
116		A_B6600 Claims & Judgements	-	-	-	-
117		A_B6650 Other Expense	-	-	-	-
118		A_B6700 Subcontracts	-	-	-	-
119		A_B6900 Depreciation & Amortization	-	-	-	-
120		A_B7000 Capital Expense	-	-	-	-
121		A_B7200 Discontinued Operations	-	-	-	-
122		A_B7500 Other Non Operating Expenses	-	-	-	-
123		A_B7600 Internal Allocations & Sales	-	-	-	-
124		A_B7700 Funding Tranfers	-	-	-	-
125		Total Expenses Expenses	-	-	-	-
126		Statement of Activities Net Result	-	-	-	-


	A	B	C	D	E	F
1						
2	O_12104: Molecular Biology					
3	Board of Trustees Report					
4	O_12104: Molecular Biology					
5				FY18	FY19	
6	Fund Class - Source	Summary Level Natural Accounts	Budget	Actual through March	Budget	Variance FY18 Budget to FY19 Budget
127		A_B4000 Tuition & Educational Fees	-	-	28,274	28,274
128		A_B4100 Sales of Goods & Services	-	-	-	-
129		A_B4300 Grants & Contracts	-	(2,905,905)	(3,146,640)	(3,146,640)
130		A_43501 Federal Appropriations	-	-	-	-
131		A_B4400 Other Operating Revenue	-	-	-	-
132		A_B5000 Non Operating Revenues	-	-	-	-
133		A_B5100 Appropriations	-	-	-	-
134		A_B5300 Gifts	-	-	-	-
135		A_B5500 Investment Income	-	-	-	-
136		A_B5600 Other Non Operating Revenues	-	(428,359)	655,388	655,388
137		Total_Revenue Revenue	-	(3,334,265)	(2,462,978)	(2,462,978)
138		A_B6000 Salaries, Wages & Benefits	-	833,472	1,092,563	1,092,563
139		A_B6200 Services & Fees	-	53,738	337,018	337,018
140		A_B6300 Travel	-	35,059	114,384	114,384
141	FC_B40 Restr	A_B6400 Supplies	-	183,026	434,910	434,910
142	Grants	A_B6450 Utilities	-	-	-	-
143		A_B6500 Repairs & Maintenance	-	882	-	-
144		A_B6550 Rentals & Leases	-	10,245	181,591	181,591
145		A_B6575 Interest Expense	-	-	-	-
146		A_B6600 Claims & Judgements	-	-	-	-
147		A_B6650 Other Expense	-	534,802	14,497	14,497
148		A_B6700 Subcontracts	-	357,666	(69)	(69)
149		A_B6900 Depreciation & Amortization	-	-	-	-
150		A_B7000 Capital Expense	-	-	-	-
151		A_B7200 Discontinued Operations	-	-	-	-
152		A_B7500 Other Non Operating Expenses	-	-	46,177	46,177
153		A_B7600 Internal Allocations & Sales	-	-	-	-
154		A_B7700 Funding Tranfers	-	-	-	-
155		Total_Expenses Expenses	-	2,008,889	2,221,072	2,221,072
156		Statement of Activities Net Result	-	(1,325,375)	(241,906)	(241,906)
157		A_B4000 Tuition & Educational Fees	-	-	-	-
158		A_B4100 Sales of Goods & Services	-	-	-	-
159		A_B4300 Grants & Contracts	-	-	-	-
160		A_43501 Federal Appropriations	-	-	-	-
161		A_B4400 Other Operating Revenue	-	-	-	-
162		A_B5000 Non Operating Revenues	-	-	-	-
163		A_B5100 Appropriations	-	-	-	-
164		A_B5300 Gifts	-	-	-	-
165		A_B5500 Investment Income	-	-	-	-
166		A_B5600 Other Non Operating Revenues	-	-	-	-
167		Total_Revenue Revenue	-	-	-	-
168		A_B6000 Salaries, Wages & Benefits	-	-	-	-
169		A_B6200 Services & Fees	-	-	-	-
170		A_B6300 Travel	-	-	-	-
171	FC_B45 Restr	A_B6400 Supplies	-	-	-	-
172	Govt Funds	A_B6450 Utilities	-	-	-	-
173		A_B6500 Repairs & Maintenance	-	-	-	-
174		A_B6550 Rentals & Leases	-	-	-	-
175		A_B6575 Interest Expense	-	-	-	-
176		A_B6600 Claims & Judgements	-	-	-	-
177		A_B6650 Other Expense	-	-	-	-
178		A_B6700 Subcontracts	-	-	-	-
179		A_B6900 Depreciation & Amortization	-	-	-	-
180		A_B7000 Capital Expense	-	-	-	-
181		A_B7200 Discontinued Operations	-	-	-	-
182		A_B7500 Other Non Operating Expenses	-	-	-	-
183		A_B7600 Internal Allocations & Sales	-	-	-	-
184		A_B7700 Funding Tranfers	-	-	-	-
185		Total_Expenses Expenses	-	-	-	-
186		Statement of Activities Net Result	-	-	-	-


	A	B	C	D	E	F	
1							
2	O_12105: Plant Sciences						
3	Board of Trustees Report						
4	O_12105: Plant Sciences						
5			FY18		FY19		
6	Fund Class - Source	Summary Level Natural Accounts	Budget	Actual through March	Budget	Variance FY18 Budget to FY19 Budget	
7	FC_105 Unrestricted Operating Class	A_B4000 Tuition & Educational Fees	(13,529)	5,288	-	13,529	
8		A_B4100 Sales of Goods & Services	-	(12,931)	-	-	
9		A_B4300 Grants & Contracts	-	-	-	-	
10		A_43501 Federal Appropriations	-	-	-	-	
11		A_B4400 Other Operating Revenue	(211,042)	-	-	211,042	
12		A_B5000 Non Operating Revenues	-	-	-	-	
13		A_B5100 Appropriations	-	-	-	-	
14		A_B5300 Gifts	-	-	-	-	
15		A_B5500 Investment Income	-	-	-	-	
16		A_B5600 Other Non Operating Revenues	-	-	-	-	
17			Total_Revenue Revenue	(224,571)	(7,643)	-	224,571
18			A_B6000 Salaries, Wages & Benefits	7,000	33,596	-	(7,000)
19			A_B6200 Services & Fees	22,349	(236)	-	(22,349)
20			A_B6300 Travel	38,240	23,159	-	(38,240)
21			A_B6400 Supplies	49,321	44,515	36,797	(12,525)
22			A_B6450 Utilities	-	-	-	-
23			A_B6500 Repairs & Maintenance	3,550	2,768	-	(3,550)
24			A_B6550 Rentals & Leases	3,150	1,122	-	(3,150)
25			A_B6575 Interest Expense	-	-	-	-
26			A_B6600 Claims & Judgements	-	-	-	-
27			A_B6650 Other Expense	9,000	5,165	-	(9,000)
28			A_B6700 Subcontracts	-	338	-	-
29			A_B6900 Depreciation & Amortization	-	-	-	-
30			A_B7000 Capital Expense	-	-	-	-
31			A_B7200 Discontinued Operations	-	-	-	-
32			A_B7500 Other Non Operating Expenses	-	-	-	-
33			A_B7600 Internal Allocations & Sales	-	8,800	-	-
34			A_B7700 Funding Tranfers	91,962	-	-	(91,962)
35			Total_Expenses Expenses	224,571	119,227	36,797	(187,775)
36			Statement of Activities Net Result	-	111,583	36,797	36,797
37		FC_B20 Designated Op	A_B4000 Tuition & Educational Fees	-	-	-	-
38			A_B4100 Sales of Goods & Services	-	-	-	-
39			A_B4300 Grants & Contracts	(25,928)	-	-	25,928
40			A_43501 Federal Appropriations	-	-	-	-
41			A_B4400 Other Operating Revenue	-	-	(21,666)	(21,666)
42			A_B5000 Non Operating Revenues	-	-	-	-
43	A_B5100 Appropriations		-	-	-	-	
44	A_B5300 Gifts		-	-	-	-	
45	A_B5500 Investment Income		-	-	-	-	
46	A_B5600 Other Non Operating Revenues		-	-	-	-	
47			Total_Revenue Revenue	(25,928)	-	(21,666)	4,262
48			A_B6000 Salaries, Wages & Benefits	-	254	-	-
49			A_B6200 Services & Fees	-	16	-	-
50			A_B6300 Travel	4,796	1,944	15,000	10,204
51			A_B6400 Supplies	8,759	7,130	6,666	(2,093)
52			A_B6450 Utilities	-	-	-	-
53			A_B6500 Repairs & Maintenance	-	99	-	-
54			A_B6550 Rentals & Leases	-	-	-	-
55			A_B6575 Interest Expense	-	-	-	-
56			A_B6600 Claims & Judgements	-	-	-	-
57			A_B6650 Other Expense	-	485	-	-
58			A_B6700 Subcontracts	-	-	-	-
59			A_B6900 Depreciation & Amortization	-	-	-	-
60			A_B7000 Capital Expense	-	-	-	-
61			A_B7200 Discontinued Operations	-	-	-	-
62			A_B7500 Other Non Operating Expenses	-	-	-	-
63			A_B7600 Internal Allocations & Sales	-	944	-	-
64			A_B7700 Funding Tranfers	12,373	-	-	(12,373)
65			Total_Expenses Expenses	25,928	10,872	21,666	(4,262)
66			Statement of Activities Net Result	-	10,872	-	-


	A	B	C	D	E	F
1						
2	O_12105: Plant Sciences					
3	Board of Trustees Report					
4	O_12105: Plant Sciences					
5				FY18	FY19	
6	Fund Class - Source	Summary Level Natural Accounts	Budget	Actual through March	Budget	Variance FY18 Budget to FY19 Budget
67		A_B4000 Tuition & Educational Fees	-	-	38,800	38,800
68		A_B4100 Sales of Goods & Services	-	-	-	-
69		A_B4300 Grants & Contracts	-	-	-	-
70		A_43501 Federal Appropriations	-	-	-	-
71		A_B4400 Other Operating Revenue	-	-	-	-
72		A_B5000 Non Operating Revenues	-	-	-	-
73		A_B5100 Appropriations	-	-	-	-
74		A_B5300 Gifts	-	(19,053)	(66,800)	(66,800)
75		A_B5500 Investment Income	-	-	-	-
76		A_B5600 Other Non Operating Revenues	-	-	-	-
77		Total Revenue Revenue	-	(19,053)	(28,000)	(28,000)
78		A_B6000 Salaries, Wages & Benefits	-	15,316	18,500	18,500
79		A_B6200 Services & Fees	-	-	-	-
80		A_B6300 Travel	-	1,324	5,300	5,300
81	FC_B30 Restr	A_B6400 Supplies	-	3,860	4,200	4,200
82	Expendable Op	A_B6450 Utilities	-	-	-	-
83		A_B6500 Repairs & Maintenance	-	(100)	-	-
84		A_B6550 Rentals & Leases	-	-	-	-
85		A_B6575 Interest Expense	-	-	-	-
86		A_B6600 Claims & Judgements	-	-	-	-
87		A_B6650 Other Expense	-	-	-	-
88		A_B6700 Subcontracts	-	-	-	-
89		A_B6900 Depreciation & Amortization	-	-	-	-
90		A_B7000 Capital Expense	-	-	-	-
91		A_B7200 Discontinued Operations	-	-	-	-
92		A_B7500 Other Non Operating Expenses	-	-	-	-
93		A_B7600 Internal Allocations & Sales	-	-	-	-
94		A_B7700 Funding Tranfers	-	-	-	-
95		Total Expenses Expenses	-	20,400	28,000	28,000
96		Statement of Activities Net Result	-	1,347	-	-
97		A_B4000 Tuition & Educational Fees	-	-	-	-
98		A_B4100 Sales of Goods & Services	-	-	-	-
99		A_B4300 Grants & Contracts	-	-	-	-
100		A_43501 Federal Appropriations	-	-	-	-
101		A_B4400 Other Operating Revenue	-	-	-	-
102		A_B5000 Non Operating Revenues	-	-	-	-
103		A_B5100 Appropriations	-	-	-	-
104		A_B5300 Gifts	-	-	-	-
105		A_B5500 Investment Income	-	-	-	-
106		A_B5600 Other Non Operating Revenues	-	-	-	-
107		Total Revenue Revenue	-	-	-	-
108		A_B6000 Salaries, Wages & Benefits	-	-	-	-
109		A_B6200 Services & Fees	-	-	-	-
110		A_B6300 Travel	-	-	-	-
111	FC_B35 Restr	A_B6400 Supplies	-	-	-	-
112	Expendable Non Op	A_B6450 Utilities	-	-	-	-
113		A_B6500 Repairs & Maintenance	-	-	-	-
114		A_B6550 Rentals & Leases	-	-	-	-
115		A_B6575 Interest Expense	-	-	-	-
116		A_B6600 Claims & Judgements	-	-	-	-
117		A_B6650 Other Expense	-	-	-	-
118		A_B6700 Subcontracts	-	-	-	-
119		A_B6900 Depreciation & Amortization	-	-	-	-
120		A_B7000 Capital Expense	-	-	-	-
121		A_B7200 Discontinued Operations	-	-	-	-
122		A_B7500 Other Non Operating Expenses	-	-	-	-
123		A_B7600 Internal Allocations & Sales	-	-	-	-
124		A_B7700 Funding Tranfers	-	-	-	-
125		Total Expenses Expenses	-	-	-	-
126		Statement of Activities Net Result	-	-	-	-


	A	B	C	D	E	F
1						
2	O_12105: Plant Sciences					
3	Board of Trustees Report					
4	O_12105: Plant Sciences					
5				FY18	FY19	
6	Fund Class - Source	Summary Level Natural Accounts	Budget	Actual through March	Budget	Variance FY18 Budget to FY19 Budget
127		A_B4000 Tuition & Educational Fees	-	-	9,237	9,237
128		A_B4100 Sales of Goods & Services	-	-	-	-
129		A_B4300 Grants & Contracts	-	(505,751)	(1,350,411)	(1,350,411)
130		A_43501 Federal Appropriations	-	-	-	-
131		A_B4400 Other Operating Revenue	-	-	-	-
132		A_B5000 Non Operating Revenues	-	-	-	-
133		A_B5100 Appropriations	-	-	-	-
134		A_B5300 Gifts	-	-	-	-
135		A_B5500 Investment Income	-	-	-	-
136		A_B5600 Other Non Operating Revenues	-	(64,536)	260,125	260,125
137		Total_Revenue Revenue	-	(570,287)	(1,081,048)	(1,081,048)
138		A_B6000 Salaries, Wages & Benefits	-	252,811	639,773	639,773
139		A_B6200 Services & Fees	-	8,925	50,471	50,471
140		A_B6300 Travel	-	46,135	83,134	83,134
141	FC_B40 Restr	A_B6400 Supplies	-	33,847	120,178	120,178
142	Grants	A_B6450 Utilities	-	-	-	-
143		A_B6500 Repairs & Maintenance	-	943	-	-
144		A_B6550 Rentals & Leases	-	3,011	75,302	75,302
145		A_B6575 Interest Expense	-	-	-	-
146		A_B6600 Claims & Judgements	-	-	-	-
147		A_B6650 Other Expense	-	94,685	7,632	7,632
148		A_B6700 Subcontracts	-	2,900	-	-
149		A_B6900 Depreciation & Amortization	-	1,201	-	-
150		A_B7000 Capital Expense	-	-	-	-
151		A_B7200 Discontinued Operations	-	-	-	-
152		A_B7500 Other Non Operating Expenses	-	845	2,012	2,012
153		A_B7600 Internal Allocations & Sales	-	-	-	-
154		A_B7700 Funding Tranfers	-	-	-	-
155		Total_Expenses Expenses	-	445,303	978,502	978,502
156		Statement of Activities Net Result	-	(124,984)	(102,546)	(102,546)
157		A_B4000 Tuition & Educational Fees	-	-	-	-
158		A_B4100 Sales of Goods & Services	-	-	-	-
159		A_B4300 Grants & Contracts	-	-	-	-
160		A_43501 Federal Appropriations	-	-	-	-
161		A_B4400 Other Operating Revenue	-	-	-	-
162		A_B5000 Non Operating Revenues	-	-	-	-
163		A_B5100 Appropriations	-	-	-	-
164		A_B5300 Gifts	-	-	-	-
165		A_B5500 Investment Income	-	-	-	-
166		A_B5600 Other Non Operating Revenues	-	-	-	-
167		Total_Revenue Revenue	-	-	-	-
168		A_B6000 Salaries, Wages & Benefits	-	-	-	-
169		A_B6200 Services & Fees	-	-	-	-
170		A_B6300 Travel	-	-	-	-
171	FC_B45 Restr	A_B6400 Supplies	-	-	-	-
172	Govt Funds	A_B6450 Utilities	-	-	-	-
173		A_B6500 Repairs & Maintenance	-	-	-	-
174		A_B6550 Rentals & Leases	-	-	-	-
175		A_B6575 Interest Expense	-	-	-	-
176		A_B6600 Claims & Judgements	-	-	-	-
177		A_B6650 Other Expense	-	-	-	-
178		A_B6700 Subcontracts	-	-	-	-
179		A_B6900 Depreciation & Amortization	-	-	-	-
180		A_B7000 Capital Expense	-	-	-	-
181		A_B7200 Discontinued Operations	-	-	-	-
182		A_B7500 Other Non Operating Expenses	-	-	-	-
183		A_B7600 Internal Allocations & Sales	-	-	-	-
184		A_B7700 Funding Tranfers	-	-	-	-
185		Total_Expenses Expenses	-	-	-	-
186		Statement of Activities Net Result	-	-	-	-


	A	B	C	D	E	F	
1							
2	O_12106: Ecosystem Science & Management						
3	Board of Trustees Report						
4	O_12106: Ecosystem Science & Management						
5			FY18		FY19		
6	Fund Class - Source	Summary Level Natural Accounts	Budget	Actual through March	Budget	Variance FY18 Budget to FY19 Budget	
7	FC_105 Unrestricted Operating Class	A_B4000 Tuition & Educational Fees	-	4,881	-	-	
8		A_B4100 Sales of Goods & Services	(132,000)	(6,502)	-	132,000	
9		A_B4300 Grants & Contracts	-	-	-	-	
10		A_43501 Federal Appropriations	-	-	-	-	
11		A_B4400 Other Operating Revenue	(117,000)	(108,687)	-	117,000	
12		A_B5000 Non Operating Revenues	-	-	-	-	
13		A_B5100 Appropriations	-	-	-	-	
14		A_B5300 Gifts	-	-	-	-	
15		A_B5500 Investment Income	-	-	-	-	
16		A_B5600 Other Non Operating Revenues	(3,700)	-	-	3,700	
17		Total_Revenue Revenue	(252,700)	(110,308)	-	252,700	
18		A_B6000 Salaries, Wages & Benefits	224,439	146,223	90,824	(133,615)	
19		A_B6200 Services & Fees	35,520	8,947	-	(35,520)	
20		A_B6300 Travel	45,968	13,807	15,500	(30,468)	
21		A_B6400 Supplies	108,505	35,935	547	(107,958)	
22		A_B6450 Utilities	-	-	-	-	
23		A_B6500 Repairs & Maintenance	-	445	-	-	
24		A_B6550 Rentals & Leases	6,450	1,074	-	(6,450)	
25		A_B6575 Interest Expense	-	-	-	-	
26		A_B6600 Claims & Judgements	-	-	-	-	
27		A_B6650 Other Expense	9,862	8,478	-	(9,862)	
28		A_B6700 Subcontracts	-	-	-	-	
29		A_B6900 Depreciation & Amortization	-	-	-	-	
30		A_B7000 Capital Expense	-	3,999	-	-	
31		A_B7200 Discontinued Operations	-	-	-	-	
32		A_B7500 Other Non Operating Expenses	600	-	-	(600)	
33		A_B7600 Internal Allocations & Sales	(50,355)	12,186	(50,355)	-	
34		A_B7700 Funding Tranfers	(37,102)	-	-	37,102	
35		Total_Expenses Expenses	343,887	231,094	56,516	(287,372)	
36		Statement of Activities Net Result	91,187	120,786	56,516	(34,672)	
37		FC_B20 Designated Op	A_B4000 Tuition & Educational Fees	-	543	-	-
38			A_B4100 Sales of Goods & Services	(1,000)	-	(48,600)	(47,600)
39			A_B4300 Grants & Contracts	(25,174)	-	-	25,174
40			A_43501 Federal Appropriations	-	-	-	-
41			A_B4400 Other Operating Revenue	(1,000)	-	(54,000)	(53,000)
42			A_B5000 Non Operating Revenues	-	-	-	-
43	A_B5100 Appropriations		-	-	-	-	
44	A_B5300 Gifts		-	-	-	-	
45	A_B5500 Investment Income		-	-	-	-	
46	A_B5600 Other Non Operating Revenues		-	-	(31,000)	(31,000)	
47	Total_Revenue Revenue		(27,174)	543	(133,600)	(106,426)	
48	A_B6000 Salaries, Wages & Benefits		1,004	21,309	16,561	15,557	
49	A_B6200 Services & Fees		50	-	4,752	4,702	
50	A_B6300 Travel		900	569	26,134	25,234	
51	A_B6400 Supplies		7,050	10,828	72,640	65,590	
52	A_B6450 Utilities		-	-	-	-	
53	A_B6500 Repairs & Maintenance		-	224	405	405	
54	A_B6550 Rentals & Leases		1,000	-	-	(1,000)	
55	A_B6575 Interest Expense		-	-	-	-	
56	A_B6600 Claims & Judgements		-	-	-	-	
57	A_B6650 Other Expense		1,400	800	11,508	10,108	
58	A_B6700 Subcontracts		-	-	-	-	
59	A_B6900 Depreciation & Amortization		-	-	-	-	
60	A_B7000 Capital Expense		-	-	1,600	1,600	
61	A_B7200 Discontinued Operations		-	-	-	-	
62	A_B7500 Other Non Operating Expenses		-	-	-	-	
63	A_B7600 Internal Allocations & Sales		-	87	-	-	
64	A_B7700 Funding Tranfers		15,770	-	-	(15,770)	
65	Total_Expenses Expenses		27,174	33,816	133,600	106,426	
66	Statement of Activities Net Result		0	34,359	-	0	


	A	B	C	D	E	F
1						
2	O_12106: Ecosystem Science & Management					
3	Board of Trustees Report					
4	O_12106: Ecosystem Science & Management					
5				FY18	FY19	
6	Fund Class - Source	Summary Level Natural Accounts	Budget	Actual through March	Budget	Variance FY18 Budget to FY19 Budget
67		A_B4000 Tuition & Educational Fees	-	28,973	36,600	36,600
68		A_B4100 Sales of Goods & Services	-	-	-	-
69		A_B4300 Grants & Contracts	-	-	-	-
70		A_43501 Federal Appropriations	-	-	-	-
71		A_B4400 Other Operating Revenue	-	-	-	-
72		A_B5000 Non Operating Revenues	-	-	-	-
73		A_B5100 Appropriations	-	-	-	-
74		A_B5300 Gifts	-	(69,527)	(78,350)	(78,350)
75		A_B5500 Investment Income	-	-	-	-
76		A_B5600 Other Non Operating Revenues	-	-	-	-
77		Total_Revenue Revenue	-	(40,554)	(41,750)	(41,750)
78		A_B6000 Salaries, Wages & Benefits	-	90,601	26,560	26,560
79		A_B6200 Services & Fees	-	1,152	-	-
80		A_B6300 Travel	-	5,225	6,090	6,090
81	FC_B30 Restr	A_B6400 Supplies	-	1,624	8,100	8,100
82	Expendable Op	A_B6450 Utilities	-	-	-	-
83		A_B6500 Repairs & Maintenance	-	-	-	-
84		A_B6550 Rentals & Leases	-	-	-	-
85		A_B6575 Interest Expense	-	-	-	-
86		A_B6600 Claims & Judgements	-	-	-	-
87		A_B6650 Other Expense	-	-	1,000	1,000
88		A_B6700 Subcontracts	-	-	-	-
89		A_B6900 Depreciation & Amortization	-	-	-	-
90		A_B7000 Capital Expense	-	-	-	-
91		A_B7200 Discontinued Operations	-	-	-	-
92		A_B7500 Other Non Operating Expenses	-	-	-	-
93		A_B7600 Internal Allocations & Sales	-	2,259	-	-
94		A_B7700 Funding Tranfers	-	-	-	-
95		Total_Expenses Expenses	-	100,861	41,750	41,750
96		Statement of Activities Net Result	-	60,307	-	-
97		A_B4000 Tuition & Educational Fees	-	-	-	-
98		A_B4100 Sales of Goods & Services	-	-	-	-
99		A_B4300 Grants & Contracts	-	-	-	-
100		A_43501 Federal Appropriations	-	-	-	-
101		A_B4400 Other Operating Revenue	-	-	-	-
102		A_B5000 Non Operating Revenues	-	-	-	-
103		A_B5100 Appropriations	-	-	-	-
104		A_B5300 Gifts	-	-	-	-
105		A_B5500 Investment Income	-	-	-	-
106		A_B5600 Other Non Operating Revenues	-	-	-	-
107		Total_Revenue Revenue	-	-	-	-
108		A_B6000 Salaries, Wages & Benefits	-	-	-	-
109		A_B6200 Services & Fees	-	-	-	-
110		A_B6300 Travel	-	-	-	-
111	FC_B35 Restr	A_B6400 Supplies	-	-	-	-
112	Expendable Non Op	A_B6450 Utilities	-	-	-	-
113		A_B6500 Repairs & Maintenance	-	-	-	-
114		A_B6550 Rentals & Leases	-	-	-	-
115		A_B6575 Interest Expense	-	-	-	-
116		A_B6600 Claims & Judgements	-	-	-	-
117		A_B6650 Other Expense	-	-	-	-
118		A_B6700 Subcontracts	-	-	-	-
119		A_B6900 Depreciation & Amortization	-	-	-	-
120		A_B7000 Capital Expense	-	-	-	-
121		A_B7200 Discontinued Operations	-	-	-	-
122		A_B7500 Other Non Operating Expenses	-	-	-	-
123		A_B7600 Internal Allocations & Sales	-	-	-	-
124		A_B7700 Funding Tranfers	-	-	-	-
125		Total_Expenses Expenses	-	-	-	-
126		Statement of Activities Net Result	-	-	-	-


	A	B	C	D	E	F
1						
2	O_12106: Ecosystem Science & Management					
3	Board of Trustees Report					
4	O_12106: Ecosystem Science & Management					
5				FY18	FY19	
6	Fund Class - Source	Summary Level Natural Accounts	Budget	Actual through March	Budget	Variance FY18 Budget to FY19 Budget
127	FC_B40 Restr Grants	A_B4000 Tuition & Educational Fees	-	-	28,835	28,835
128		A_B4100 Sales of Goods & Services	-	-	-	-
129		A_B4300 Grants & Contracts	-	(1,811,528)	(3,495,149)	(3,495,149)
130		A_43501 Federal Appropriations	-	-	-	-
131		A_B4400 Other Operating Revenue	-	-	-	-
132		A_B5000 Non Operating Revenues	-	-	-	-
133		A_B5100 Appropriations	-	-	-	-
134		A_B5300 Gifts	-	-	-	-
135		A_B5500 Investment Income	-	-	-	-
136		A_B5600 Other Non Operating Revenues	-	(175,234)	457,763	457,763
137		Total_Revenue Revenue	-	(1,986,763)	(3,008,550)	(3,008,550)
138		A_B6000 Salaries, Wages & Benefits	-	952,896	1,926,807	1,926,807
139		A_B6200 Services & Fees	-	58,654	157,367	157,367
140		A_B6300 Travel	-	137,788	356,685	356,685
141		A_B6400 Supplies	-	43,729	356,001	356,001
142		A_B6450 Utilities	-	391	-	-
143		A_B6500 Repairs & Maintenance	-	1,734	-	-
144		A_B6550 Rentals & Leases	-	1,371	246,648	246,648
145		A_B6575 Interest Expense	-	-	-	-
146		A_B6600 Claims & Judgements	-	-	-	-
147		A_B6650 Other Expense	-	274,007	30,076	30,076
148		A_B6700 Subcontracts	-	12,660	-	-
149		A_B6900 Depreciation & Amortization	-	-	-	-
150		A_B7000 Capital Expense	-	29	-	-
151		A_B7200 Discontinued Operations	-	-	-	-
152		A_B7500 Other Non Operating Expenses	-	-	222,054	222,054
153		A_B7600 Internal Allocations & Sales	-	-	-	-
154		A_B7700 Funding Tranfers	-	-	-	-
155		Total_Expenses Expenses	-	1,483,258	3,295,638	3,295,638
156		Statement of Activities Net Result	-	(503,504)	287,088	287,088
157		FC_B45 Restr Govt Funds	A_B4000 Tuition & Educational Fees	-	-	-
158	A_B4100 Sales of Goods & Services		-	-	-	-
159	A_B4300 Grants & Contracts		-	-	-	-
160	A_43501 Federal Appropriations		-	-	-	-
161	A_B4400 Other Operating Revenue		-	-	-	-
162	A_B5000 Non Operating Revenues		-	-	-	-
163	A_B5100 Appropriations		-	-	-	-
164	A_B5300 Gifts		-	-	-	-
165	A_B5500 Investment Income		-	-	-	-
166	A_B5600 Other Non Operating Revenues		-	-	-	-
167	Total_Revenue Revenue		-	-	-	-
168	A_B6000 Salaries, Wages & Benefits		-	-	-	-
169	A_B6200 Services & Fees		-	-	-	-
170	A_B6300 Travel		-	-	-	-
171	A_B6400 Supplies		-	-	-	-
172	A_B6450 Utilities		-	-	-	-
173	A_B6500 Repairs & Maintenance		-	-	-	-
174	A_B6550 Rentals & Leases		-	-	-	-
175	A_B6575 Interest Expense		-	-	-	-
176	A_B6600 Claims & Judgements		-	-	-	-
177	A_B6650 Other Expense		-	-	-	-
178	A_B6700 Subcontracts		-	-	-	-
179	A_B6900 Depreciation & Amortization		-	-	-	-
180	A_B7000 Capital Expense		-	-	-	-
181	A_B7200 Discontinued Operations		-	-	-	-
182	A_B7500 Other Non Operating Expenses		-	-	-	-
183	A_B7600 Internal Allocations & Sales		-	-	-	-
184	A_B7700 Funding Tranfers		-	-	-	-
185	Total_Expenses Expenses		-	-	-	-
186	Statement of Activities Net Result		-	-	-	-


	A	B	C	D	E	F	
1							
2	O_12107: Veterinary Science						
3	Board of Trustees Report						
4	O_12107: Veterinary Science						
5			FY18		FY19		
6	Fund Class - Source	Summary Level Natural Accounts	Budget	Actual through March	Budget	Variance FY18 Budget to FY19 Budget	
7	FC_105 Unrestricted Operating Class	A_B4000 Tuition & Educational Fees	-	-	-	-	
8		A_B4100 Sales of Goods & Services	-	-	-	-	
9		A_B4300 Grants & Contracts	-	-	-	-	
10		A_43501 Federal Appropriations	-	-	-	-	
11		A_B4400 Other Operating Revenue	(2,000)	(3,715)	-	2,000	
12		A_B5000 Non Operating Revenues	-	-	-	-	
13		A_B5100 Appropriations	-	-	-	-	
14		A_B5300 Gifts	-	-	-	-	
15		A_B5500 Investment Income	-	-	-	-	
16		A_B5600 Other Non Operating Revenues	-	-	-	-	
17			Total_Revenue Revenue	(2,000)	(3,715)	-	2,000
18			A_B6000 Salaries, Wages & Benefits	2,054,101	1,371,169	1,744,190	(309,911)
19			A_B6200 Services & Fees	152,500	54,749	-	(152,500)
20			A_B6300 Travel	20,825	4,880	-	(20,825)
21			A_B6400 Supplies	49,235	67,930	17,320	(31,915)
22			A_B6450 Utilities	-	-	-	-
23			A_B6500 Repairs & Maintenance	6,978	2,492	-	(6,978)
24			A_B6550 Rentals & Leases	150	-	150	-
25			A_B6575 Interest Expense	-	-	-	-
26			A_B6600 Claims & Judgements	-	-	-	-
27			A_B6650 Other Expense	8,500	46,523	2,511	(5,989)
28			A_B6700 Subcontracts	-	-	-	-
29			A_B6900 Depreciation & Amortization	-	-	-	-
30			A_B7000 Capital Expense	-	-	10,000	10,000
31			A_B7200 Discontinued Operations	-	-	-	-
32			A_B7500 Other Non Operating Expenses	-	-	-	-
33			A_B7600 Internal Allocations & Sales	-	31,544	6,000	6,000
34			A_B7700 Funding Trfers	(15,750)	-	-	15,750
35			Total_Expenses Expenses	2,276,539	1,579,287	1,780,171	(496,368)
36			Statement of Activities Net Result	2,274,539	1,575,572	1,780,171	(494,368)
37		FC_B20 Designated Op	A_B4000 Tuition & Educational Fees	-	6,367	-	-
38			A_B4100 Sales of Goods & Services	-	-	-	-
39			A_B4300 Grants & Contracts	-	-	-	-
40			A_43501 Federal Appropriations	-	-	-	-
41			A_B4400 Other Operating Revenue	(900,000)	(501,838)	(995,566)	(95,566)
42			A_B5000 Non Operating Revenues	-	-	-	-
43	A_B5100 Appropriations		-	-	-	-	
44	A_B5300 Gifts		-	-	-	-	
45	A_B5500 Investment Income		-	-	-	-	
46	A_B5600 Other Non Operating Revenues		-	-	-	-	
47			Total_Revenue Revenue	(900,000)	(495,471)	(995,566)	(95,566)
48			A_B6000 Salaries, Wages & Benefits	393,196	205,189	652,374	259,178
49			A_B6200 Services & Fees	55,000	29,932	80,400	25,400
50			A_B6300 Travel	8,000	9,328	41,500	33,500
51			A_B6400 Supplies	557,000	176,189	511,474	(45,526)
52			A_B6450 Utilities	-	-	-	-
53			A_B6500 Repairs & Maintenance	30,000	16,543	34,000	4,000
54			A_B6550 Rentals & Leases	-	637	5,000	5,000
55			A_B6575 Interest Expense	-	-	-	-
56			A_B6600 Claims & Judgements	-	-	-	-
57			A_B6650 Other Expense	-	88,777	98,889	98,889
58			A_B6700 Subcontracts	-	8	-	-
59			A_B6900 Depreciation & Amortization	-	420	-	-
60			A_B7000 Capital Expense	-	210,792	230,572	230,572
61			A_B7200 Discontinued Operations	-	-	-	-
62			A_B7500 Other Non Operating Expenses	-	-	-	-
63			A_B7600 Internal Allocations & Sales	-	(119,800)	(386,701)	(386,701)
64			A_B7700 Funding Trfers	(143,196)	-	(281,836)	(138,640)
65			Total_Expenses Expenses	900,000	618,014	985,673	85,673
66			Statement of Activities Net Result	0	122,543	(9,893)	(9,893)


	A	B	C	D	E	F
1						
2	O_12107: Veterinary Science					
3	Board of Trustees Report					
4	O_12107: Veterinary Science					
5				FY18	FY19	
6	Fund Class - Source	Summary Level Natural Accounts	Budget	Actual through March	Budget	Variance FY18 Budget to FY19 Budget
67		A_B4000 Tuition & Educational Fees	-	6,287	(4,400)	(4,400)
68		A_B4100 Sales of Goods & Services	-	-	-	-
69		A_B4300 Grants & Contracts	-	-	-	-
70		A_43501 Federal Appropriations	-	-	-	-
71		A_B4400 Other Operating Revenue	-	-	-	-
72		A_B5000 Non Operating Revenues	-	-	-	-
73		A_B5100 Appropriations	-	(177,961)	-	-
74		A_B5300 Gifts	-	(12,752)	(327,602)	(327,602)
75		A_B5500 Investment Income	-	-	-	-
76		A_B5600 Other Non Operating Revenues	-	-	-	-
77		Total_Revenue Revenue	-	(184,426)	(332,002)	(332,002)
78		A_B6000 Salaries, Wages & Benefits	-	166,219	227,002	227,002
79		A_B6200 Services & Fees	-	510	15,000	15,000
80		A_B6300 Travel	-	1,673	5,000	5,000
81	FC_B30 Restr Expendable Op	A_B6400 Supplies	-	10,992	28,500	28,500
82		A_B6450 Utilities	-	-	-	-
83		A_B6500 Repairs & Maintenance	-	-	-	-
84		A_B6550 Rentals & Leases	-	-	-	-
85		A_B6575 Interest Expense	-	-	-	-
86		A_B6600 Claims & Judgements	-	-	-	-
87		A_B6650 Other Expense	-	197	5,000	5,000
88		A_B6700 Subcontracts	-	-	-	-
89		A_B6900 Depreciation & Amortization	-	-	-	-
90		A_B7000 Capital Expense	-	-	51,500	51,500
91		A_B7200 Discontinued Operations	-	-	-	-
92		A_B7500 Other Non Operating Expenses	-	-	-	-
93		A_B7600 Internal Allocations & Sales	-	204	-	-
94		A_B7700 Funding Tranfers	-	-	-	-
95			Total_Expenses Expenses	-	179,796	332,002
96		Statement of Activities Net Result	-	(4,630)	-	-
97		A_B4000 Tuition & Educational Fees	-	-	-	-
98		A_B4100 Sales of Goods & Services	-	-	-	-
99		A_B4300 Grants & Contracts	-	-	-	-
100		A_43501 Federal Appropriations	-	-	-	-
101		A_B4400 Other Operating Revenue	-	-	-	-
102		A_B5000 Non Operating Revenues	-	-	-	-
103		A_B5100 Appropriations	-	-	-	-
104		A_B5300 Gifts	-	-	-	-
105		A_B5500 Investment Income	-	-	-	-
106		A_B5600 Other Non Operating Revenues	-	-	-	-
107		Total_Revenue Revenue	-	-	-	-
108		A_B6000 Salaries, Wages & Benefits	-	-	-	-
109		A_B6200 Services & Fees	-	-	-	-
110		A_B6300 Travel	-	-	-	-
111	FC_B35 Restr Expendable Non Op	A_B6400 Supplies	-	-	-	-
112		A_B6450 Utilities	-	-	-	-
113		A_B6500 Repairs & Maintenance	-	-	-	-
114		A_B6550 Rentals & Leases	-	-	-	-
115		A_B6575 Interest Expense	-	-	-	-
116		A_B6600 Claims & Judgements	-	-	-	-
117		A_B6650 Other Expense	-	-	-	-
118		A_B6700 Subcontracts	-	-	-	-
119		A_B6900 Depreciation & Amortization	-	-	-	-
120		A_B7000 Capital Expense	-	-	-	-
121		A_B7200 Discontinued Operations	-	-	-	-
122		A_B7500 Other Non Operating Expenses	-	-	-	-
123		A_B7600 Internal Allocations & Sales	-	-	-	-
124		A_B7700 Funding Tranfers	-	-	-	-
125			Total_Expenses Expenses	-	-	-
126		Statement of Activities Net Result	-	-	-	-

	A	B	C	D	E	F	
1							
2	O_12107: Veterinary Science						
3	Board of Trustees Report						
4	O_12107: Veterinary Science						
5				FY18	FY19		
6	Fund Class - Source	Summary Level Natural Accounts	Budget	Actual through March	Budget	Variance FY18 Budget to FY19 Budget	
127	FC_B40 Restr Grants	A_B4000 Tuition & Educational Fees	-	-	22,806	22,806	
128		A_B4100 Sales of Goods & Services	-	-	-	-	
129		A_B4300 Grants & Contracts	-	(850,819)	(1,606,145)	(1,606,145)	
130		A_43501 Federal Appropriations	-	-	-	-	
131		A_B4400 Other Operating Revenue	-	-	-	-	
132		A_B5000 Non Operating Revenues	-	-	-	-	
133		A_B5100 Appropriations	-	-	-	-	
134		A_B5300 Gifts	-	-	-	-	
135		A_B5500 Investment Income	-	-	-	-	
136		A_B5600 Other Non Operating Revenues	-	(72,206)	251,089	251,089	
137		Total_Revenue Revenue	-	(923,026)	(1,332,250)	(1,332,250)	
138		A_B6000 Salaries, Wages & Benefits	-	221,266	512,903	512,903	
139		A_B6200 Services & Fees	-	78,529	185,701	185,701	
140		A_B6300 Travel	-	13,970	67,124	67,124	
141		A_B6400 Supplies	-	60,963	213,692	213,692	
142		A_B6450 Utilities	-	-	-	-	
143		A_B6500 Repairs & Maintenance	-	864	-	-	
144		A_B6550 Rentals & Leases	-	-	105,680	105,680	
145		A_B6575 Interest Expense	-	-	-	-	
146		A_B6600 Claims & Judgements	-	-	-	-	
147		A_B6650 Other Expense	-	75,106	5,571	5,571	
148		A_B6700 Subcontracts	-	6,177	-	-	
149		A_B6900 Depreciation & Amortization	-	-	-	-	
150		A_B7000 Capital Expense	-	-	-	-	
151		A_B7200 Discontinued Operations	-	-	-	-	
152		A_B7500 Other Non Operating Expenses	-	-	6,754	6,754	
153		A_B7600 Internal Allocations & Sales	-	-	-	-	
154		A_B7700 Funding Tranfers	-	-	-	-	
155		Total_Expenses Expenses	-	456,876	1,097,426	1,097,426	
156		Statement of Activities Net Result	-	(466,150)	(234,824)	(234,824)	
157		FC_B45 Restr Govt Funds	A_B4000 Tuition & Educational Fees	-	-	-	-
158			A_B4100 Sales of Goods & Services	-	-	-	-
159	A_B4300 Grants & Contracts		-	-	-	-	
160	A_43501 Federal Appropriations		-	-	-	-	
161	A_B4400 Other Operating Revenue		-	-	-	-	
162	A_B5000 Non Operating Revenues		-	-	-	-	
163	A_B5100 Appropriations		-	-	-	-	
164	A_B5300 Gifts		-	-	-	-	
165	A_B5500 Investment Income		-	-	-	-	
166	A_B5600 Other Non Operating Revenues		-	-	-	-	
167	Total_Revenue Revenue		-	-	-	-	
168	A_B6000 Salaries, Wages & Benefits		-	-	-	-	
169	A_B6200 Services & Fees		-	-	-	-	
170	A_B6300 Travel		-	-	-	-	
171	A_B6400 Supplies		-	-	-	-	
172	A_B6450 Utilities		-	-	-	-	
173	A_B6500 Repairs & Maintenance		-	-	-	-	
174	A_B6550 Rentals & Leases		-	-	-	-	
175	A_B6575 Interest Expense		-	-	-	-	
176	A_B6600 Claims & Judgements		-	-	-	-	
177	A_B6650 Other Expense		-	-	-	-	
178	A_B6700 Subcontracts		-	-	-	-	
179	A_B6900 Depreciation & Amortization		-	-	-	-	
180	A_B7000 Capital Expense		-	-	-	-	
181	A_B7200 Discontinued Operations		-	-	-	-	
182	A_B7500 Other Non Operating Expenses		-	-	-	-	
183	A_B7600 Internal Allocations & Sales		-	-	-	-	
184	A_B7700 Funding Tranfers		-	-	-	-	
185	Total_Expenses Expenses		-	-	-	-	
186	Statement of Activities Net Result		-	-	-	-	


	A	B	C	D	E	F	
1							
2	O_12151: Family & Consumer Sciences						
3	Board of Trustees Report						
4	O_12151: Family & Consumer Sciences						
5			FY18		FY19		
6	Fund Class - Source	Summary Level Natural Accounts	Budget	Actual through March	Budget	Variance FY18 Budget to FY19 Budget	
7	FC_105 Unrestricted Operating Class	A_B4000 Tuition & Educational Fees	(47,206)	(360)	11,731	58,937	
8		A_B4100 Sales of Goods & Services	-	-	-	-	
9		A_B4300 Grants & Contracts	-	-	-	-	
10		A_43501 Federal Appropriations	-	-	-	-	
11		A_B4400 Other Operating Revenue	(13,000)	(955)	-	13,000	
12		A_B5000 Non Operating Revenues	-	-	-	-	
13		A_B5100 Appropriations	-	-	-	-	
14		A_B5300 Gifts	-	-	-	-	
15		A_B5500 Investment Income	-	-	-	-	
16		A_B5600 Other Non Operating Revenues	-	-	-	-	
17			Total_Revenue Revenue	(60,206)	(1,315)	11,731	71,937
18			A_B6000 Salaries, Wages & Benefits	193,501	120,006	220,994	27,493
19			A_B6200 Services & Fees	14,415	972	5,350	(9,065)
20			A_B6300 Travel	5,000	3,654	-	(5,000)
21			A_B6400 Supplies	65,817	69,343	22,885	(42,932)
22			A_B6450 Utilities	-	-	-	-
23			A_B6500 Repairs & Maintenance	120,000	-	12,700	(107,300)
24			A_B6550 Rentals & Leases	-	-	-	-
25			A_B6575 Interest Expense	-	-	-	-
26			A_B6600 Claims & Judgements	-	-	-	-
27			A_B6650 Other Expense	150	8,179	3,710	3,560
28			A_B6700 Subcontracts	-	6	-	-
29			A_B6900 Depreciation & Amortization	-	-	-	-
30			A_B7000 Capital Expense	-	-	-	-
31			A_B7200 Discontinued Operations	-	-	-	-
32			A_B7500 Other Non Operating Expenses	-	100	-	-
33			A_B7600 Internal Allocations & Sales	-	58,165	27,160	27,160
34			A_B7700 Funding Tranfers	(318,491)	-	-	318,491
35			Total_Expenses Expenses	80,392	260,425	292,799	212,407
36			Statement of Activities Net Result	20,186	259,111	304,530	284,344
37		FC_B20 Designated Op	A_B4000 Tuition & Educational Fees	-	-	-	-
38			A_B4100 Sales of Goods & Services	-	-	-	-
39			A_B4300 Grants & Contracts	-	-	-	-
40			A_43501 Federal Appropriations	-	-	-	-
41			A_B4400 Other Operating Revenue	-	-	(282,919)	(282,919)
42			A_B5000 Non Operating Revenues	-	-	-	-
43	A_B5100 Appropriations		-	-	-	-	
44	A_B5300 Gifts		-	-	-	-	
45	A_B5500 Investment Income		-	-	-	-	
46	A_B5600 Other Non Operating Revenues		-	-	-	-	
47			Total_Revenue Revenue	-	-	(282,919)	(282,919)
48			A_B6000 Salaries, Wages & Benefits	15,085	9,760	-	(15,085)
49			A_B6200 Services & Fees	16,960	891	18,990	2,030
50			A_B6300 Travel	-	1,678	-	-
51			A_B6400 Supplies	51,240	1,405	20,129	(31,111)
52			A_B6450 Utilities	-	-	-	-
53			A_B6500 Repairs & Maintenance	50,000	-	7,000	(43,000)
54			A_B6550 Rentals & Leases	-	-	-	-
55			A_B6575 Interest Expense	-	-	-	-
56			A_B6600 Claims & Judgements	-	-	-	-
57			A_B6650 Other Expense	10,000	45	16,500	6,500
58			A_B6700 Subcontracts	-	-	-	-
59			A_B6900 Depreciation & Amortization	-	-	-	-
60			A_B7000 Capital Expense	-	-	-	-
61			A_B7200 Discontinued Operations	-	-	-	-
62			A_B7500 Other Non Operating Expenses	-	-	-	-
63			A_B7600 Internal Allocations & Sales	-	8,564	220,300	220,300
64			A_B7700 Funding Tranfers	(143,285)	-	-	143,285
65			Total_Expenses Expenses	-	22,344	282,919	282,919
66			Statement of Activities Net Result	-	22,344	-	-


	A	B	C	D	E	F
1						
2	O_12151: Family & Consumer Sciences					
3	Board of Trustees Report					
4	O_12151: Family & Consumer Sciences					
5				FY18	FY19	
6	Fund Class - Source	Summary Level Natural Accounts	Budget	Actual through March	Budget	Variance FY18 Budget to FY19 Budget
67		A_B4000 Tuition & Educational Fees	-	15,518	66,200	66,200
68		A_B4100 Sales of Goods & Services	-	-	-	-
69		A_B4300 Grants & Contracts	-	-	-	-
70		A_43501 Federal Appropriations	-	-	-	-
71		A_B4400 Other Operating Revenue	-	-	-	-
72		A_B5000 Non Operating Revenues	-	-	-	-
73		A_B5100 Appropriations	-	-	-	-
74		A_B5300 Gifts	-	(88,246)	(389,765)	(389,765)
75		A_B5500 Investment Income	-	-	-	-
76		A_B5600 Other Non Operating Revenues	-	-	-	-
77		Total_Revenue Revenue	-	(72,728)	(323,565)	(323,565)
78		A_B6000 Salaries, Wages & Benefits	-	23,570	135,144	135,144
79		A_B6200 Services & Fees	-	-	-	-
80		A_B6300 Travel	-	7,795	100,300	100,300
81	FC_B30 Restr	A_B6400 Supplies	-	27,625	78,121	78,121
82	Expendable Op	A_B6450 Utilities	-	-	-	-
83		A_B6500 Repairs & Maintenance	-	2,972	-	-
84		A_B6550 Rentals & Leases	-	-	-	-
85		A_B6575 Interest Expense	-	-	-	-
86		A_B6600 Claims & Judgements	-	-	-	-
87		A_B6650 Other Expense	-	3,507	-	-
88		A_B6700 Subcontracts	-	-	-	-
89		A_B6900 Depreciation & Amortization	-	-	-	-
90		A_B7000 Capital Expense	-	-	10,000	10,000
91		A_B7200 Discontinued Operations	-	-	-	-
92		A_B7500 Other Non Operating Expenses	-	-	-	-
93		A_B7600 Internal Allocations & Sales	-	2,147	-	-
94		A_B7700 Funding Tranfers	-	-	-	-
95		Total_Expenses Expenses	-	67,617	323,565	323,565
96		Statement of Activities Net Result	-	(5,111)	-	-
97		A_B4000 Tuition & Educational Fees	-	-	-	-
98		A_B4100 Sales of Goods & Services	-	-	-	-
99		A_B4300 Grants & Contracts	-	-	-	-
100		A_43501 Federal Appropriations	-	-	-	-
101		A_B4400 Other Operating Revenue	-	-	-	-
102		A_B5000 Non Operating Revenues	-	-	-	-
103		A_B5100 Appropriations	-	-	-	-
104		A_B5300 Gifts	-	-	-	-
105		A_B5500 Investment Income	-	-	-	-
106		A_B5600 Other Non Operating Revenues	-	-	-	-
107		Total_Revenue Revenue	-	-	-	-
108		A_B6000 Salaries, Wages & Benefits	-	-	-	-
109		A_B6200 Services & Fees	-	-	-	-
110		A_B6300 Travel	-	-	-	-
111	FC_B35 Restr	A_B6400 Supplies	-	-	-	-
112	Expendable Non Op	A_B6450 Utilities	-	-	-	-
113		A_B6500 Repairs & Maintenance	-	-	-	-
114		A_B6550 Rentals & Leases	-	-	-	-
115		A_B6575 Interest Expense	-	-	-	-
116		A_B6600 Claims & Judgements	-	-	-	-
117		A_B6650 Other Expense	-	-	-	-
118		A_B6700 Subcontracts	-	-	-	-
119		A_B6900 Depreciation & Amortization	-	-	-	-
120		A_B7000 Capital Expense	-	-	-	-
121		A_B7200 Discontinued Operations	-	-	-	-
122		A_B7500 Other Non Operating Expenses	-	-	-	-
123		A_B7600 Internal Allocations & Sales	-	-	-	-
124		A_B7700 Funding Tranfers	-	-	-	-
125		Total_Expenses Expenses	-	-	-	-
126		Statement of Activities Net Result	-	-	-	-


	A	B	C	D	E	F
1						
2	O_12151: Family & Consumer Sciences					
3	Board of Trustees Report					
4	O_12151: Family & Consumer Sciences					
5			FY18		FY19	
6	Fund Class - Source	Summary Level Natural Accounts	Budget	Actual through March	Budget	Variance FY18 Budget to FY19 Budget
127		A_B4000 Tuition & Educational Fees	-	-	4,059	4,059
128		A_B4100 Sales of Goods & Services	-	-	-	-
129		A_B4300 Grants & Contracts	-	(2,455,063)	(2,180,171)	(2,180,171)
130		A_43501 Federal Appropriations	-	-	-	-
131		A_B4400 Other Operating Revenue	-	-	-	-
132		A_B5000 Non Operating Revenues	-	-	-	-
133		A_B5100 Appropriations	-	-	-	-
134		A_B5300 Gifts	-	-	-	-
135		A_B5500 Investment Income	-	-	-	-
136		A_B5600 Other Non Operating Revenues	-	(224,632)	385,137	385,137
137		Total_Revenue Revenue	-	(2,679,695)	(1,790,974)	(1,790,974)
138		A_B6000 Salaries, Wages & Benefits	-	1,073,784	1,207,299	1,207,299
139		A_B6200 Services & Fees	-	110,523	9,832	9,832
140		A_B6300 Travel	-	46,884	158,194	158,194
141	FC_B40 Restr	A_B6400 Supplies	-	86,898	282,584	282,584
142	Grants	A_B6450 Utilities	-	891	-	-
143		A_B6500 Repairs & Maintenance	-	-	-	-
144		A_B6550 Rentals & Leases	-	175	87,156	87,156
145		A_B6575 Interest Expense	-	-	-	-
146		A_B6600 Claims & Judgements	-	-	-	-
147		A_B6650 Other Expense	-	231,303	-	-
148		A_B6700 Subcontracts	-	-	960	960
149		A_B6900 Depreciation & Amortization	-	-	-	-
150		A_B7000 Capital Expense	-	260	-	-
151		A_B7200 Discontinued Operations	-	-	-	-
152		A_B7500 Other Non Operating Expenses	-	-	77,834	77,834
153		A_B7600 Internal Allocations & Sales	-	-	-	-
154		A_B7700 Funding Tranfers	-	-	-	-
155		Total_Expenses Expenses	-	1,550,718	1,823,859	1,823,859
156		Statement of Activities Net Result	-	(1,128,977)	32,885	32,885
157		A_B4000 Tuition & Educational Fees	-	-	-	-
158		A_B4100 Sales of Goods & Services	-	-	-	-
159		A_B4300 Grants & Contracts	-	-	-	-
160		A_43501 Federal Appropriations	-	-	-	-
161		A_B4400 Other Operating Revenue	-	-	-	-
162		A_B5000 Non Operating Revenues	-	-	-	-
163		A_B5100 Appropriations	-	-	-	-
164		A_B5300 Gifts	-	-	-	-
165		A_B5500 Investment Income	-	-	-	-
166		A_B5600 Other Non Operating Revenues	-	-	-	-
167		Total_Revenue Revenue	-	-	-	-
168		A_B6000 Salaries, Wages & Benefits	-	-	-	-
169		A_B6200 Services & Fees	-	-	-	-
170		A_B6300 Travel	-	-	-	-
171	FC_B45 Restr	A_B6400 Supplies	-	-	-	-
172	Govt Funds	A_B6450 Utilities	-	-	-	-
173		A_B6500 Repairs & Maintenance	-	-	-	-
174		A_B6550 Rentals & Leases	-	-	-	-
175		A_B6575 Interest Expense	-	-	-	-
176		A_B6600 Claims & Judgements	-	-	-	-
177		A_B6650 Other Expense	-	-	-	-
178		A_B6700 Subcontracts	-	-	-	-
179		A_B6900 Depreciation & Amortization	-	-	-	-
180		A_B7000 Capital Expense	-	-	-	-
181		A_B7200 Discontinued Operations	-	-	-	-
182		A_B7500 Other Non Operating Expenses	-	-	-	-
183		A_B7600 Internal Allocations & Sales	-	-	-	-
184		A_B7700 Funding Tranfers	-	-	-	-
185		Total_Expenses Expenses	-	-	-	-
186		Statement of Activities Net Result	-	-	-	-


	A	B	C	D	E	F	
1							
2	O_12152: UW Child Care Center						
3	Board of Trustees Report						
4	O_12152: UW Child Care Center						
5			FY18		FY19		
6	Fund Class - Source	Summary Level Natural Accounts	Budget	Actual through March	Budget	Variance FY18 Budget to FY19 Budget	
7	FC_105 Unrestricted Operating Class	A_B4000 Tuition & Educational Fees	(2,125)	(5,340)	(2,000)	125	
8		A_B4100 Sales of Goods & Services	-	(568,232)	-	-	
9		A_B4300 Grants & Contracts	-	-	-	-	
10		A_43501 Federal Appropriations	-	-	-	-	
11		A_B4400 Other Operating Revenue	-	-	-	-	
12		A_B5000 Non Operating Revenues	-	-	-	-	
13		A_B5100 Appropriations	-	-	-	-	
14		A_B5300 Gifts	-	-	-	-	
15		A_B5500 Investment Income	-	-	-	-	
16		A_B5600 Other Non Operating Revenues	(712,622)	-	(745,985)	(33,363)	
17		Total_Revenue Revenue	(714,747)	(573,572)	(747,985)	(33,238)	
18		A_B6000 Salaries, Wages & Benefits	601,714	429,784	611,507	9,793	
19		A_B6200 Services & Fees	13,650	53	5,487	(8,163)	
20		A_B6300 Travel	302	782	-	(302)	
21		A_B6400 Supplies	105,304	20,614	58,602	(46,702)	
22		A_B6450 Utilities	-	740	-	-	
23		A_B6500 Repairs & Maintenance	-	1,774	4,356	4,356	
24		A_B6550 Rentals & Leases	-	25	-	-	
25		A_B6575 Interest Expense	-	-	-	-	
26		A_B6600 Claims & Judgements	-	-	-	-	
27		A_B6650 Other Expense	1,650	5,753	10,315	8,665	
28		A_B6700 Subcontracts	-	-	-	-	
29		A_B6900 Depreciation & Amortization	-	-	-	-	
30		A_B7000 Capital Expense	-	-	-	-	
31		A_B7200 Discontinued Operations	-	-	-	-	
32		A_B7500 Other Non Operating Expenses	-	-	-	-	
33		A_B7600 Internal Allocations & Sales	-	37,200	51,475	51,475	
34		A_B7700 Funding Tranfers	(7,873)	-	-	7,873	
35		Total_Expenses Expenses	714,747	496,725	741,742	26,995	
36		Statement of Activities Net Result	-	(76,846)	(6,243)	(6,243)	
37		FC_B20 Designated Op	A_B4000 Tuition & Educational Fees	-	-	-	-
38			A_B4100 Sales of Goods & Services	-	-	-	-
39			A_B4300 Grants & Contracts	-	-	-	-
40			A_43501 Federal Appropriations	-	-	-	-
41			A_B4400 Other Operating Revenue	-	-	-	-
42			A_B5000 Non Operating Revenues	-	-	-	-
43	A_B5100 Appropriations		-	-	-	-	
44	A_B5300 Gifts		-	-	-	-	
45	A_B5500 Investment Income		-	-	-	-	
46	A_B5600 Other Non Operating Revenues		-	-	-	-	
47	Total_Revenue Revenue		-	-	-	-	
48	A_B6000 Salaries, Wages & Benefits		-	-	-	-	
49	A_B6200 Services & Fees		-	-	-	-	
50	A_B6300 Travel		-	-	-	-	
51	A_B6400 Supplies		-	-	-	-	
52	A_B6450 Utilities		-	-	-	-	
53	A_B6500 Repairs & Maintenance		-	-	-	-	
54	A_B6550 Rentals & Leases		-	-	-	-	
55	A_B6575 Interest Expense		-	-	-	-	
56	A_B6600 Claims & Judgements		-	-	-	-	
57	A_B6650 Other Expense		-	-	-	-	
58	A_B6700 Subcontracts		-	-	-	-	
59	A_B6900 Depreciation & Amortization		-	-	-	-	
60	A_B7000 Capital Expense		-	-	-	-	
61	A_B7200 Discontinued Operations		-	-	-	-	
62	A_B7500 Other Non Operating Expenses		-	-	-	-	
63	A_B7600 Internal Allocations & Sales		-	-	-	-	
64	A_B7700 Funding Tranfers		-	-	-	-	
65	Total_Expenses Expenses		-	-	-	-	
66	Statement of Activities Net Result		-	-	-	-	


	A	B	C	D	E	F
1						
2	O_12152: UW Child Care Center					
3	Board of Trustees Report					
4	O_12152: UW Child Care Center					
5			FY18		FY19	
6	Fund Class - Source	Summary Level Natural Accounts	Budget	Actual through March	Budget	Variance FY18 Budget to FY19 Budget
67		A_B4000 Tuition & Educational Fees	-	-	-	-
68		A_B4100 Sales of Goods & Services	-	-	-	-
69		A_B4300 Grants & Contracts	-	-	-	-
70		A_43501 Federal Appropriations	-	-	-	-
71		A_B4400 Other Operating Revenue	-	-	-	-
72		A_B5000 Non Operating Revenues	-	-	-	-
73		A_B5100 Appropriations	-	-	-	-
74		A_B5300 Gifts	-	-	-	-
75		A_B5500 Investment Income	-	-	-	-
76		A_B5600 Other Non Operating Revenues	-	-	-	-
77		Total_Revenue Revenue	-	-	-	-
78		A_B6000 Salaries, Wages & Benefits	-	-	-	-
79		A_B6200 Services & Fees	-	-	-	-
80		A_B6300 Travel	-	-	-	-
81	FC_B30 Restr	A_B6400 Supplies	-	-	-	-
82	Expendable Op	A_B6450 Utilities	-	-	-	-
83		A_B6500 Repairs & Maintenance	-	-	-	-
84		A_B6550 Rentals & Leases	-	-	-	-
85		A_B6575 Interest Expense	-	-	-	-
86		A_B6600 Claims & Judgements	-	-	-	-
87		A_B6650 Other Expense	-	-	-	-
88		A_B6700 Subcontracts	-	-	-	-
89		A_B6900 Depreciation & Amortization	-	-	-	-
90		A_B7000 Capital Expense	-	-	-	-
91		A_B7200 Discontinued Operations	-	-	-	-
92		A_B7500 Other Non Operating Expenses	-	-	-	-
93		A_B7600 Internal Allocations & Sales	-	-	-	-
94		A_B7700 Funding Tranfers	-	-	-	-
95		Total_Expenses Expenses	-	-	-	-
96		Statement of Activities Net Result	-	-	-	-
97		A_B4000 Tuition & Educational Fees	-	-	-	-
98		A_B4100 Sales of Goods & Services	-	-	-	-
99		A_B4300 Grants & Contracts	-	-	-	-
100		A_43501 Federal Appropriations	-	-	-	-
101		A_B4400 Other Operating Revenue	-	-	-	-
102		A_B5000 Non Operating Revenues	-	-	-	-
103		A_B5100 Appropriations	-	-	-	-
104		A_B5300 Gifts	-	-	-	-
105		A_B5500 Investment Income	-	-	-	-
106		A_B5600 Other Non Operating Revenues	-	-	-	-
107		Total_Revenue Revenue	-	-	-	-
108		A_B6000 Salaries, Wages & Benefits	-	-	-	-
109		A_B6200 Services & Fees	-	-	-	-
110		A_B6300 Travel	-	-	-	-
111	FC_B35 Restr	A_B6400 Supplies	-	-	-	-
112	Expendable Non Op	A_B6450 Utilities	-	-	-	-
113		A_B6500 Repairs & Maintenance	-	-	-	-
114		A_B6550 Rentals & Leases	-	-	-	-
115		A_B6575 Interest Expense	-	-	-	-
116		A_B6600 Claims & Judgements	-	-	-	-
117		A_B6650 Other Expense	-	-	-	-
118		A_B6700 Subcontracts	-	-	-	-
119		A_B6900 Depreciation & Amortization	-	-	-	-
120		A_B7000 Capital Expense	-	-	-	-
121		A_B7200 Discontinued Operations	-	-	-	-
122		A_B7500 Other Non Operating Expenses	-	-	-	-
123		A_B7600 Internal Allocations & Sales	-	-	-	-
124		A_B7700 Funding Tranfers	-	-	-	-
125		Total_Expenses Expenses	-	-	-	-
126		Statement of Activities Net Result	-	-	-	-


	A	B	C	D	E	F
1						
2	O_12152: UW Child Care Center					
3	Board of Trustees Report					
4	O_12152: UW Child Care Center					
5			FY18		FY19	
6	Fund Class - Source	Summary Level Natural Accounts	Budget	Actual through March	Budget	Variance FY18 Budget to FY19 Budget
127		A_B4000 Tuition & Educational Fees	-	-	-	-
128		A_B4100 Sales of Goods & Services	-	-	-	-
129		A_B4300 Grants & Contracts	-	-	-	-
130		A_43501 Federal Appropriations	-	-	-	-
131		A_B4400 Other Operating Revenue	-	-	-	-
132		A_B5000 Non Operating Revenues	-	-	-	-
133		A_B5100 Appropriations	-	-	-	-
134		A_B5300 Gifts	-	-	-	-
135		A_B5500 Investment Income	-	-	-	-
136		A_B5600 Other Non Operating Revenues	-	-	-	-
137		Total_Revenue Revenue	-	-	-	-
138		A_B6000 Salaries, Wages & Benefits	-	-	-	-
139		A_B6200 Services & Fees	-	-	-	-
140		A_B6300 Travel	-	-	-	-
141	FC_B40 Restr	A_B6400 Supplies	-	-	-	-
142	Grants	A_B6450 Utilities	-	-	-	-
143		A_B6500 Repairs & Maintenance	-	-	-	-
144		A_B6550 Rentals & Leases	-	-	-	-
145		A_B6575 Interest Expense	-	-	-	-
146		A_B6600 Claims & Judgements	-	-	-	-
147		A_B6650 Other Expense	-	-	-	-
148		A_B6700 Subcontracts	-	-	-	-
149		A_B6900 Depreciation & Amortization	-	-	-	-
150		A_B7000 Capital Expense	-	-	-	-
151		A_B7200 Discontinued Operations	-	-	-	-
152		A_B7500 Other Non Operating Expenses	-	-	-	-
153		A_B7600 Internal Allocations & Sales	-	-	-	-
154		A_B7700 Funding Tranfers	-	-	-	-
155		Total_Expenses Expenses	-	-	-	-
156		Statement of Activities Net Result	-	-	-	-
157		A_B4000 Tuition & Educational Fees	-	-	-	-
158		A_B4100 Sales of Goods & Services	-	-	-	-
159		A_B4300 Grants & Contracts	-	-	-	-
160		A_43501 Federal Appropriations	-	-	-	-
161		A_B4400 Other Operating Revenue	-	-	-	-
162		A_B5000 Non Operating Revenues	-	-	-	-
163		A_B5100 Appropriations	-	-	-	-
164		A_B5300 Gifts	-	-	-	-
165		A_B5500 Investment Income	-	-	-	-
166		A_B5600 Other Non Operating Revenues	-	-	-	-
167		Total_Revenue Revenue	-	-	-	-
168		A_B6000 Salaries, Wages & Benefits	-	-	-	-
169		A_B6200 Services & Fees	-	-	-	-
170		A_B6300 Travel	-	-	-	-
171	FC_B45 Restr	A_B6400 Supplies	-	-	-	-
172	Govt Funds	A_B6450 Utilities	-	-	-	-
173		A_B6500 Repairs & Maintenance	-	-	-	-
174		A_B6550 Rentals & Leases	-	-	-	-
175		A_B6575 Interest Expense	-	-	-	-
176		A_B6600 Claims & Judgements	-	-	-	-
177		A_B6650 Other Expense	-	-	-	-
178		A_B6700 Subcontracts	-	-	-	-
179		A_B6900 Depreciation & Amortization	-	-	-	-
180		A_B7000 Capital Expense	-	-	-	-
181		A_B7200 Discontinued Operations	-	-	-	-
182		A_B7500 Other Non Operating Expenses	-	-	-	-
183		A_B7600 Internal Allocations & Sales	-	-	-	-
184		A_B7700 Funding Tranfers	-	-	-	-
185		Total_Expenses Expenses	-	-	-	-
186		Statement of Activities Net Result	-	-	-	-


	A	B	C	D	E	F	
1							
2	O_12201: Agriculture Experiment Station						
3	Board of Trustees Report						
4	O_12201: Agriculture Experiment Station						
5			FY18		FY19		
6	Fund Class - Source	Summary Level Natural Accounts	Budget	Actual through March	Budget	Variance FY18 Budget to FY19 Budget	
7	FC_105 Unrestricted Operating Class	A_B4000 Tuition & Educational Fees	-	-	-	-	
8		A_B4100 Sales of Goods & Services	-	(51,895)	-	-	
9		A_B4300 Grants & Contracts	-	-	-	-	
10		A_43501 Federal Appropriations	-	-	-	-	
11		A_B4400 Other Operating Revenue	-	(236)	-	-	
12		A_B5000 Non Operating Revenues	-	-	-	-	
13		A_B5100 Appropriations	-	-	-	-	
14		A_B5300 Gifts	-	(233)	-	-	
15		A_B5500 Investment Income	-	-	-	-	
16		A_B5600 Other Non Operating Revenues	(538,293)	-	-	538,293	
17		Total Revenue Revenue	(538,293)	(52,364)	-	538,293	
18		A_B6000 Salaries, Wages & Benefits	5,115,607	3,808,735	7,132,363	2,016,756	
19		A_B6200 Services & Fees	66,871	35,169	67,131	260	
20		A_B6300 Travel	38,396	36,896	89,201	50,805	
21		A_B6400 Supplies	6,700	21,105	387,900	381,200	
22		A_B6450 Utilities	-	-	7,500	7,500	
23		A_B6500 Repairs & Maintenance	-	36,541	135,079	135,079	
24		A_B6550 Rentals & Leases	300	-	94,196	93,896	
25		A_B6575 Interest Expense	-	-	-	-	
26		A_B6600 Claims & Judgements	-	-	-	-	
27		A_B6650 Other Expense	7,850	20,917	151,861	144,011	
28		A_B6700 Subcontracts	-	2,889	-	-	
29		A_B6900 Depreciation & Amortization	-	-	-	-	
30		A_B7000 Capital Expense	-	2,809	8,309	8,309	
31		A_B7200 Discontinued Operations	-	-	-	-	
32		A_B7500 Other Non Operating Expenses	-	-	-	-	
33		A_B7600 Internal Allocations & Sales	205,000	22,270	8,506	(196,494)	
34		A_B7700 Funding Tranfers	52,317	-	-	(52,317)	
35		Total Expenses Expenses	5,493,041	3,987,331	8,082,045	2,589,005	
36		Statement of Activities Net Result	4,954,747	3,934,967	8,082,045	3,127,298	
37		FC_B20 Designated Op	A_B4000 Tuition & Educational Fees	-	-	-	-
38			A_B4100 Sales of Goods & Services	-	-	-	-
39			A_B4300 Grants & Contracts	-	-	-	-
40			A_43501 Federal Appropriations	-	-	-	-
41			A_B4400 Other Operating Revenue	-	-	(2,710)	(2,710)
42			A_B5000 Non Operating Revenues	-	-	-	-
43	A_B5100 Appropriations		-	-	-	-	
44	A_B5300 Gifts		-	-	-	-	
45	A_B5500 Investment Income		-	-	-	-	
46	A_B5600 Other Non Operating Revenues		-	-	(27,000)	(27,000)	
47	Total Revenue Revenue		-	-	(29,710)	(29,710)	
48	A_B6000 Salaries, Wages & Benefits		-	-	-	-	
49	A_B6200 Services & Fees		-	-	-	-	
50	A_B6300 Travel		-	496	-	-	
51	A_B6400 Supplies		-	7	29,710	29,710	
52	A_B6450 Utilities		-	-	-	-	
53	A_B6500 Repairs & Maintenance		-	-	-	-	
54	A_B6550 Rentals & Leases		-	-	-	-	
55	A_B6575 Interest Expense		-	-	-	-	
56	A_B6600 Claims & Judgements		-	-	-	-	
57	A_B6650 Other Expense		-	150	-	-	
58	A_B6700 Subcontracts		-	-	-	-	
59	A_B6900 Depreciation & Amortization		-	-	-	-	
60	A_B7000 Capital Expense		-	-	-	-	
61	A_B7200 Discontinued Operations		-	-	-	-	
62	A_B7500 Other Non Operating Expenses		-	-	-	-	
63	A_B7600 Internal Allocations & Sales		-	3,390	-	-	
64	A_B7700 Funding Tranfers		-	-	-	-	
65	Total Expenses Expenses		-	4,043	29,710	29,710	
66	Statement of Activities Net Result		-	4,043	-	-	


	A	B	C	D	E	F
1						
2	O_12201: Agriculture Experiment Station					
3	Board of Trustees Report					
4	O_12201: Agriculture Experiment Station					
5				FY18	FY19	
6	Fund Class - Source	Summary Level Natural Accounts	Budget	Actual through March	Budget	Variance FY18 Budget to FY19 Budget
67		A_B4000 Tuition & Educational Fees	-	-	-	-
68		A_B4100 Sales of Goods & Services	-	-	-	-
69		A_B4300 Grants & Contracts	-	-	-	-
70		A_43501 Federal Appropriations	-	-	-	-
71		A_B4400 Other Operating Revenue	-	-	-	-
72		A_B5000 Non Operating Revenues	-	-	-	-
73		A_B5100 Appropriations	-	-	-	-
74		A_B5300 Gifts	-	(10,675)	(26,850)	(26,850)
75		A_B5500 Investment Income	-	-	-	-
76		A_B5600 Other Non Operating Revenues	-	-	-	-
77		Total_Revenue Revenue	-	(10,675)	(26,850)	(26,850)
78		A_B6000 Salaries, Wages & Benefits	-	5,458	1,650	1,650
79		A_B6200 Services & Fees	-	-	-	-
80		A_B6300 Travel	-	-	23,000	23,000
81	FC_B30 Restr	A_B6400 Supplies	-	3,049	2,200	2,200
82	Expendable Op	A_B6450 Utilities	-	-	-	-
83		A_B6500 Repairs & Maintenance	-	968	-	-
84		A_B6550 Rentals & Leases	-	-	-	-
85		A_B6575 Interest Expense	-	-	-	-
86		A_B6600 Claims & Judgements	-	-	-	-
87		A_B6650 Other Expense	-	-	-	-
88		A_B6700 Subcontracts	-	-	-	-
89		A_B6900 Depreciation & Amortization	-	-	-	-
90		A_B7000 Capital Expense	-	-	-	-
91		A_B7200 Discontinued Operations	-	-	-	-
92		A_B7500 Other Non Operating Expenses	-	-	-	-
93		A_B7600 Internal Allocations & Sales	-	-	-	-
94		A_B7700 Funding Tranfers	-	-	-	-
95		Total_Expenses Expenses	-	9,475	26,850	26,850
96		Statement of Activities Net Result	-	(1,200)	-	-
97		A_B4000 Tuition & Educational Fees	-	-	-	-
98		A_B4100 Sales of Goods & Services	-	-	-	-
99		A_B4300 Grants & Contracts	-	-	-	-
100		A_43501 Federal Appropriations	-	-	-	-
101		A_B4400 Other Operating Revenue	-	-	-	-
102		A_B5000 Non Operating Revenues	-	-	-	-
103		A_B5100 Appropriations	-	-	-	-
104		A_B5300 Gifts	-	(856)	-	-
105		A_B5500 Investment Income	-	-	-	-
106		A_B5600 Other Non Operating Revenues	-	-	-	-
107		Total_Revenue Revenue	-	(856)	-	-
108		A_B6000 Salaries, Wages & Benefits	-	-	-	-
109		A_B6200 Services & Fees	-	-	-	-
110		A_B6300 Travel	-	-	-	-
111	FC_B35 Restr	A_B6400 Supplies	-	-	-	-
112	Expendable	A_B6450 Utilities	-	-	-	-
113	Non Op	A_B6500 Repairs & Maintenance	-	-	-	-
114		A_B6550 Rentals & Leases	-	-	-	-
115		A_B6575 Interest Expense	-	-	-	-
116		A_B6600 Claims & Judgements	-	-	-	-
117		A_B6650 Other Expense	-	-	-	-
118		A_B6700 Subcontracts	-	-	-	-
119		A_B6900 Depreciation & Amortization	-	-	-	-
120		A_B7000 Capital Expense	-	-	-	-
121		A_B7200 Discontinued Operations	-	-	-	-
122		A_B7500 Other Non Operating Expenses	-	-	-	-
123		A_B7600 Internal Allocations & Sales	-	-	-	-
124		A_B7700 Funding Tranfers	-	-	-	-
125		Total_Expenses Expenses	-	-	-	-
126		Statement of Activities Net Result	-	(856)	-	-

	A	B	C	D	E	F	
1							
2	O_12201: Agriculture Experiment Station						
3	Board of Trustees Report						
4	O_12201: Agriculture Experiment Station						
5			FY18		FY19		
6	Fund Class - Source	Summary Level Natural Accounts	Budget	Actual through March	Budget	Variance FY18 Budget to FY19 Budget	
127	FC_B40 Restr Grants	A_B4000 Tuition & Educational Fees	-	-	58,829	58,829	
128		A_B4100 Sales of Goods & Services	-	-	-	-	
129		A_B4300 Grants & Contracts	-	(2,755,076)	(1,999,835)	(1,999,835)	
130		A_43501 Federal Appropriations	-	-	-	-	
131		A_B4400 Other Operating Revenue	-	-	-	-	
132		A_B5000 Non Operating Revenues	-	-	-	-	
133		A_B5100 Appropriations	-	-	-	-	
134		A_B5300 Gifts	-	-	-	-	
135		A_B5500 Investment Income	-	-	-	-	
136		A_B5600 Other Non Operating Revenues	-	(446)	473,588	473,588	
137		Total_Revenue Revenue	-	(2,755,522)	(1,467,418)	(1,467,418)	
138		A_B6000 Salaries, Wages & Benefits	-	1,135,882	456,979	456,979	
139		A_B6200 Services & Fees	-	49,625	211,196	211,196	
140		A_B6300 Travel	-	55,264	85,274	85,274	
141		A_B6400 Supplies	-	183,997	335,464	335,464	
142		A_B6450 Utilities	-	291	-	-	
143		A_B6500 Repairs & Maintenance	-	9,188	-	-	
144		A_B6550 Rentals & Leases	-	84,894	218,879	218,879	
145		A_B6575 Interest Expense	-	-	-	-	
146		A_B6600 Claims & Judgements	-	-	-	-	
147		A_B6650 Other Expense	-	23,895	-	-	
148		A_B6700 Subcontracts	-	136	(32)	(32)	
149		A_B6900 Depreciation & Amortization	-	-	-	-	
150		A_B7000 Capital Expense	-	70,314	-	-	
151		A_B7200 Discontinued Operations	-	-	-	-	
152		A_B7500 Other Non Operating Expenses	-	-	(245,621)	(245,621)	
153		A_B7600 Internal Allocations & Sales	-	-	-	-	
154		A_B7700 Funding Tranfers	-	-	-	-	
155		Total_Expenses Expenses	-	1,613,485	1,062,139	1,062,139	
156		Statement of Activities Net Result	-	(1,142,037)	(405,279)	(405,279)	
157		FC_B45 Restr Govt Funds	A_B4000 Tuition & Educational Fees	-	-	-	-
158			A_B4100 Sales of Goods & Services	-	-	-	-
159	A_B4300 Grants & Contracts		-	-	-	-	
160	A_43501 Federal Appropriations		-	-	-	-	
161	A_B4400 Other Operating Revenue		-	-	-	-	
162	A_B5000 Non Operating Revenues		-	-	-	-	
163	A_B5100 Appropriations		-	-	-	-	
164	A_B5300 Gifts		-	-	-	-	
165	A_B5500 Investment Income		-	-	-	-	
166	A_B5600 Other Non Operating Revenues		-	-	-	-	
167	Total_Revenue Revenue		-	-	-	-	
168	A_B6000 Salaries, Wages & Benefits		-	-	-	-	
169	A_B6200 Services & Fees		-	-	-	-	
170	A_B6300 Travel		-	-	-	-	
171	A_B6400 Supplies		-	-	-	-	
172	A_B6450 Utilities		-	-	-	-	
173	A_B6500 Repairs & Maintenance		-	-	-	-	
174	A_B6550 Rentals & Leases		-	-	-	-	
175	A_B6575 Interest Expense		-	-	-	-	
176	A_B6600 Claims & Judgements		-	-	-	-	
177	A_B6650 Other Expense		-	-	-	-	
178	A_B6700 Subcontracts		-	-	-	-	
179	A_B6900 Depreciation & Amortization		-	-	-	-	
180	A_B7000 Capital Expense		-	-	-	-	
181	A_B7200 Discontinued Operations		-	-	-	-	
182	A_B7500 Other Non Operating Expenses		-	-	-	-	
183	A_B7600 Internal Allocations & Sales		-	-	-	-	
184	A_B7700 Funding Tranfers		-	-	-	-	
185	Total_Expenses Expenses		-	-	-	-	
186	Statement of Activities Net Result		-	-	-	-	


	A	B	C	D	E	F	
1							
2	O_12202: R&E Center SAREC						
3	Board of Trustees Report						
4	O_12202: R&E Center SAREC						
5			FY18		FY19		
6	Fund Class - Source	Summary Level Natural Accounts	Budget	Actual through March	Budget	Variance FY18 Budget to FY19 Budget	
7	FC_105 Unrestricted Operating Class	A_B4000 Tuition & Educational Fees	-	-	-	-	
8		A_B4100 Sales of Goods & Services	-	(52,209)	-	-	
9		A_B4300 Grants & Contracts	-	-	-	-	
10		A_43501 Federal Appropriations	-	-	-	-	
11		A_B4400 Other Operating Revenue	-	-	-	-	
12		A_B5000 Non Operating Revenues	-	-	-	-	
13		A_B5100 Appropriations	-	-	-	-	
14		A_B5300 Gifts	-	-	-	-	
15		A_B5500 Investment Income	-	-	-	-	
16		A_B5600 Other Non Operating Revenues	(171,000)	-	-	171,000	
17		Total_Revenue Revenue	(171,000)	(52,209)	-	171,000	
18		A_B6000 Salaries, Wages & Benefits	416,321	301,830	-	(416,321)	
19		A_B6200 Services & Fees	18,450	24,104	-	(18,450)	
20		A_B6300 Travel	1,000	2,136	-	(1,000)	
21		A_B6400 Supplies	198,106	42,181	-	(198,106)	
22		A_B6450 Utilities	2,080	2,423	-	(2,080)	
23		A_B6500 Repairs & Maintenance	7,000	58,293	10,600	3,600	
24		A_B6550 Rentals & Leases	-	1,560	-	-	
25		A_B6575 Interest Expense	-	-	-	-	
26		A_B6600 Claims & Judgements	-	-	-	-	
27		A_B6650 Other Expense	3,600	25,145	-	(3,600)	
28		A_B6700 Subcontracts	-	-	-	-	
29		A_B6900 Depreciation & Amortization	-	536	-	-	
30		A_B7000 Capital Expense	-	-	-	-	
31		A_B7200 Discontinued Operations	-	-	-	-	
32		A_B7500 Other Non Operating Expenses	-	3,000	-	-	
33		A_B7600 Internal Allocations & Sales	-	1,846	-	-	
34		A_B7700 Funding Tranfers	176,610	-	(10,600)	(187,210)	
35		Total_Expenses Expenses	823,167	463,054	-	(823,167)	
36		Statement of Activities Net Result	652,167	410,845	-	(652,167)	
37		FC_B20 Designated Op	A_B4000 Tuition & Educational Fees	-	-	-	-
38			A_B4100 Sales of Goods & Services	-	(39,028)	-	-
39			A_B4300 Grants & Contracts	-	-	-	-
40			A_43501 Federal Appropriations	-	-	-	-
41			A_B4400 Other Operating Revenue	-	-	-	-
42			A_B5000 Non Operating Revenues	-	-	-	-
43	A_B5100 Appropriations		-	-	-	-	
44	A_B5300 Gifts		-	-	-	-	
45	A_B5500 Investment Income		-	-	-	-	
46	A_B5600 Other Non Operating Revenues		(87,500)	-	(276,000)	(188,500)	
47	Total_Revenue Revenue		(87,500)	(39,028)	(276,000)	(188,500)	
48	A_B6000 Salaries, Wages & Benefits		-	-	41,600	41,600	
49	A_B6200 Services & Fees		-	-	26,880	26,880	
50	A_B6300 Travel		-	-	-	-	
51	A_B6400 Supplies		61,544	359	-	(61,544)	
52	A_B6450 Utilities		-	-	-	-	
53	A_B6500 Repairs & Maintenance		-	150	95,000	95,000	
54	A_B6550 Rentals & Leases		-	-	-	-	
55	A_B6575 Interest Expense		-	-	-	-	
56	A_B6600 Claims & Judgements		-	-	-	-	
57	A_B6650 Other Expense		-	-	10,600	10,600	
58	A_B6700 Subcontracts		-	-	-	-	
59	A_B6900 Depreciation & Amortization		-	1,593	-	-	
60	A_B7000 Capital Expense		-	-	101,920	101,920	
61	A_B7200 Discontinued Operations		-	-	-	-	
62	A_B7500 Other Non Operating Expenses		-	-	-	-	
63	A_B7600 Internal Allocations & Sales		-	(1,277)	-	-	
64	A_B7700 Funding Tranfers		(24,044)	-	-	24,044	
65	Total_Expenses Expenses		37,500	825	276,000	238,500	
66	Statement of Activities Net Result		(50,000)	(38,203)	-	50,000	


	A	B	C	D	E	F
1						
2	O_12202: R&E Center SAREC					
3	Board of Trustees Report					
4	O_12202: R&E Center SAREC					
5			FY18		FY19	
6	Fund Class - Source	Summary Level Natural Accounts	Budget	Actual through March	Budget	Variance FY18 Budget to FY19 Budget
67		A_B4000 Tuition & Educational Fees	-	-	-	-
68		A_B4100 Sales of Goods & Services	-	-	-	-
69		A_B4300 Grants & Contracts	-	-	-	-
70		A_43501 Federal Appropriations	-	-	-	-
71		A_B4400 Other Operating Revenue	-	-	-	-
72		A_B5000 Non Operating Revenues	-	-	-	-
73		A_B5100 Appropriations	-	-	-	-
74		A_B5300 Gifts	-	-	-	-
75		A_B5500 Investment Income	-	-	-	-
76		A_B5600 Other Non Operating Revenues	-	-	-	-
77		Total_Revenue Revenue	-	-	-	-
78		A_B6000 Salaries, Wages & Benefits	-	-	-	-
79		A_B6200 Services & Fees	-	-	-	-
80		A_B6300 Travel	-	-	-	-
81	FC_B30 Restr	A_B6400 Supplies	-	-	-	-
82	Expendable Op	A_B6450 Utilities	-	-	-	-
83		A_B6500 Repairs & Maintenance	-	-	-	-
84		A_B6550 Rentals & Leases	-	-	-	-
85		A_B6575 Interest Expense	-	-	-	-
86		A_B6600 Claims & Judgements	-	-	-	-
87		A_B6650 Other Expense	-	-	-	-
88		A_B6700 Subcontracts	-	-	-	-
89		A_B6900 Depreciation & Amortization	-	-	-	-
90		A_B7000 Capital Expense	-	-	-	-
91		A_B7200 Discontinued Operations	-	-	-	-
92		A_B7500 Other Non Operating Expenses	-	-	-	-
93		A_B7600 Internal Allocations & Sales	-	-	-	-
94		A_B7700 Funding Tranfers	-	-	-	-
95		Total_Expenses Expenses	-	-	-	-
96		Statement of Activities Net Result	-	-	-	-
97		A_B4000 Tuition & Educational Fees	-	-	-	-
98		A_B4100 Sales of Goods & Services	-	-	-	-
99		A_B4300 Grants & Contracts	-	-	-	-
100		A_43501 Federal Appropriations	-	-	-	-
101		A_B4400 Other Operating Revenue	-	-	-	-
102		A_B5000 Non Operating Revenues	-	-	-	-
103		A_B5100 Appropriations	-	-	-	-
104		A_B5300 Gifts	-	-	-	-
105		A_B5500 Investment Income	-	-	-	-
106		A_B5600 Other Non Operating Revenues	-	-	-	-
107		Total_Revenue Revenue	-	-	-	-
108		A_B6000 Salaries, Wages & Benefits	-	-	-	-
109		A_B6200 Services & Fees	-	-	-	-
110		A_B6300 Travel	-	-	-	-
111	FC_B35 Restr	A_B6400 Supplies	-	-	-	-
112	Expendable Non Op	A_B6450 Utilities	-	-	-	-
113		A_B6500 Repairs & Maintenance	-	-	-	-
114		A_B6550 Rentals & Leases	-	-	-	-
115		A_B6575 Interest Expense	-	-	-	-
116		A_B6600 Claims & Judgements	-	-	-	-
117		A_B6650 Other Expense	-	-	-	-
118		A_B6700 Subcontracts	-	-	-	-
119		A_B6900 Depreciation & Amortization	-	-	-	-
120		A_B7000 Capital Expense	-	-	-	-
121		A_B7200 Discontinued Operations	-	-	-	-
122		A_B7500 Other Non Operating Expenses	-	-	-	-
123		A_B7600 Internal Allocations & Sales	-	-	-	-
124		A_B7700 Funding Tranfers	-	-	-	-
125		Total_Expenses Expenses	-	-	-	-
126		Statement of Activities Net Result	-	-	-	-

	A	B	C	D	E	F
1						
2	O_12202: R&E Center SAREC					
3	Board of Trustees Report					
4	O_12202: R&E Center SAREC					
5				FY18	FY19	
6	Fund Class - Source	Summary Level Natural Accounts	Budget	Actual through March	Budget	Variance FY18 Budget to FY19 Budget
127		A_B4000 Tuition & Educational Fees	-	-	6,946	6,946
128		A_B4100 Sales of Goods & Services	-	-	-	-
129		A_B4300 Grants & Contracts	-	(62,740)	(115,999)	(115,999)
130		A_43501 Federal Appropriations	-	-	-	-
131		A_B4400 Other Operating Revenue	-	-	-	-
132		A_B5000 Non Operating Revenues	-	-	-	-
133		A_B5100 Appropriations	-	-	-	-
134		A_B5300 Gifts	-	-	-	-
135		A_B5500 Investment Income	-	-	-	-
136		A_B5600 Other Non Operating Revenues	-	(1,193)	13,081	13,081
137		Total_Revenue Revenue	-	(63,933)	(95,973)	(95,973)
138		A_B6000 Salaries, Wages & Benefits	-	-	143,403	143,403
139		A_B6200 Services & Fees	-	-	6,559	6,559
140		A_B6300 Travel	-	4,892	205,664	205,664
141	FC_B40 Restr	A_B6400 Supplies	-	91	54,085	54,085
142	Grants	A_B6450 Utilities	-	-	-	-
143		A_B6500 Repairs & Maintenance	-	-	-	-
144		A_B6550 Rentals & Leases	-	-	(10,945)	(10,945)
145		A_B6575 Interest Expense	-	-	-	-
146		A_B6600 Claims & Judgements	-	-	-	-
147		A_B6650 Other Expense	-	1,193	855	855
148		A_B6700 Subcontracts	-	3,929	-	-
149		A_B6900 Depreciation & Amortization	-	-	-	-
150		A_B7000 Capital Expense	-	-	-	-
151		A_B7200 Discontinued Operations	-	-	-	-
152		A_B7500 Other Non Operating Expenses	-	-	(7,599)	(7,599)
153		A_B7600 Internal Allocations & Sales	-	-	-	-
154		A_B7700 Funding Tranfers	-	-	-	-
155		Total_Expenses Expenses	-	10,105	392,021	392,021
156		Statement of Activities Net Result	-	(53,828)	296,048	296,048
157		A_B4000 Tuition & Educational Fees	-	-	-	-
158		A_B4100 Sales of Goods & Services	-	-	-	-
159		A_B4300 Grants & Contracts	-	-	-	-
160		A_43501 Federal Appropriations	-	-	-	-
161		A_B4400 Other Operating Revenue	-	-	-	-
162		A_B5000 Non Operating Revenues	-	-	-	-
163		A_B5100 Appropriations	-	-	-	-
164		A_B5300 Gifts	-	-	-	-
165		A_B5500 Investment Income	-	-	-	-
166		A_B5600 Other Non Operating Revenues	-	-	-	-
167		Total_Revenue Revenue	-	-	-	-
168		A_B6000 Salaries, Wages & Benefits	-	-	-	-
169		A_B6200 Services & Fees	-	-	-	-
170		A_B6300 Travel	-	-	-	-
171	FC_B45 Restr	A_B6400 Supplies	-	-	-	-
172	Govt Funds	A_B6450 Utilities	-	-	-	-
173		A_B6500 Repairs & Maintenance	-	-	-	-
174		A_B6550 Rentals & Leases	-	-	-	-
175		A_B6575 Interest Expense	-	-	-	-
176		A_B6600 Claims & Judgements	-	-	-	-
177		A_B6650 Other Expense	-	-	-	-
178		A_B6700 Subcontracts	-	-	-	-
179		A_B6900 Depreciation & Amortization	-	-	-	-
180		A_B7000 Capital Expense	-	-	-	-
181		A_B7200 Discontinued Operations	-	-	-	-
182		A_B7500 Other Non Operating Expenses	-	-	-	-
183		A_B7600 Internal Allocations & Sales	-	-	-	-
184		A_B7700 Funding Tranfers	-	-	-	-
185		Total_Expenses Expenses	-	-	-	-
186		Statement of Activities Net Result	-	-	-	-


	A	B	C	D	E	F	
1							
2	O_12203: R&E Center Powell						
3	Board of Trustees Report						
4	O_12203: R&E Center Powell						
5			FY18		FY19		
6	Fund Class - Source	Summary Level Natural Accounts	Budget	Actual through March	Budget	Variance FY18 Budget to FY19 Budget	
7	FC_105 Unrestricted Operating Class	A_B4000 Tuition & Educational Fees	-	-	-	-	
8		A_B4100 Sales of Goods & Services	-	(50,545)	-	-	
9		A_B4300 Grants & Contracts	-	-	-	-	
10		A_43501 Federal Appropriations	-	-	-	-	
11		A_B4400 Other Operating Revenue	(5,005)	-	-	5,005	
12		A_B5000 Non Operating Revenues	-	-	-	-	
13		A_B5100 Appropriations	-	-	-	-	
14		A_B5300 Gifts	-	-	-	-	
15		A_B5500 Investment Income	-	-	-	-	
16		A_B5600 Other Non Operating Revenues	(70,000)	-	-	70,000	
17		Total_Revenue Revenue	(75,005)	(50,545)	-	75,005	
18		A_B6000 Salaries, Wages & Benefits	321,581	241,611	-	(321,581)	
19		A_B6200 Services & Fees	15,591	10,458	-	(15,591)	
20		A_B6300 Travel	2,000	1,326	-	(2,000)	
21		A_B6400 Supplies	71,509	26,450	-	(71,509)	
22		A_B6450 Utilities	-	-	-	-	
23		A_B6500 Repairs & Maintenance	-	14,289	5,005	5,005	
24		A_B6550 Rentals & Leases	875	256	-	(875)	
25		A_B6575 Interest Expense	-	66	-	-	
26		A_B6600 Claims & Judgements	-	-	-	-	
27		A_B6650 Other Expense	7,248	17,099	-	(7,248)	
28		A_B6700 Subcontracts	-	-	-	-	
29		A_B6900 Depreciation & Amortization	-	-	-	-	
30		A_B7000 Capital Expense	-	-	-	-	
31		A_B7200 Discontinued Operations	-	-	-	-	
32		A_B7500 Other Non Operating Expenses	-	3,000	-	-	
33		A_B7600 Internal Allocations & Sales	-	(151)	-	-	
34		A_B7700 Funding Tranfers	84,416	70,911	(5,005)	(89,421)	
35		Total_Expenses Expenses	503,220	385,315	-	(503,220)	
36		Statement of Activities Net Result	428,215	334,770	-	(428,215)	
37		FC_B20 Designated Op	A_B4000 Tuition & Educational Fees	-	-	-	-
38			A_B4100 Sales of Goods & Services	(200)	-	-	200
39			A_B4300 Grants & Contracts	-	-	-	-
40			A_43501 Federal Appropriations	-	-	-	-
41			A_B4400 Other Operating Revenue	-	-	-	-
42			A_B5000 Non Operating Revenues	-	-	-	-
43	A_B5100 Appropriations		-	-	-	-	
44	A_B5300 Gifts		-	-	-	-	
45	A_B5500 Investment Income		-	-	-	-	
46	A_B5600 Other Non Operating Revenues		(6,000)	-	(61,200)	(55,200)	
47	Total_Revenue Revenue		(6,200)	-	(61,200)	(55,000)	
48	A_B6000 Salaries, Wages & Benefits		-	-	-	-	
49	A_B6200 Services & Fees		-	-	-	-	
50	A_B6300 Travel		-	-	-	-	
51	A_B6400 Supplies		-	-	-	-	
52	A_B6450 Utilities		-	-	-	-	
53	A_B6500 Repairs & Maintenance		-	-	6,200	6,200	
54	A_B6550 Rentals & Leases		-	-	-	-	
55	A_B6575 Interest Expense		-	-	-	-	
56	A_B6600 Claims & Judgements		-	-	-	-	
57	A_B6650 Other Expense		-	-	-	-	
58	A_B6700 Subcontracts		-	-	-	-	
59	A_B6900 Depreciation & Amortization		-	1,142	-	-	
60	A_B7000 Capital Expense		-	-	55,000	55,000	
61	A_B7200 Discontinued Operations		-	-	-	-	
62	A_B7500 Other Non Operating Expenses		-	-	-	-	
63	A_B7600 Internal Allocations & Sales		-	-	-	-	
64	A_B7700 Funding Tranfers		6,200	-	-	(6,200)	
65	Total_Expenses Expenses		6,200	1,142	61,200	55,000	
66	Statement of Activities Net Result		-	1,142	-	-	


	A	B	C	D	E	F
1						
2	O_12203: R&E Center Powell					
3	Board of Trustees Report					
4	O_12203: R&E Center Powell					
5			FY18		FY19	
6	Fund Class - Source	Summary Level Natural Accounts	Budget	Actual through March	Budget	Variance FY18 Budget to FY19 Budget
67		A_B4000 Tuition & Educational Fees	-	-	-	-
68		A_B4100 Sales of Goods & Services	-	-	-	-
69		A_B4300 Grants & Contracts	-	-	-	-
70		A_43501 Federal Appropriations	-	-	-	-
71		A_B4400 Other Operating Revenue	-	-	-	-
72		A_B5000 Non Operating Revenues	-	-	-	-
73		A_B5100 Appropriations	-	-	-	-
74		A_B5300 Gifts	-	-	-	-
75		A_B5500 Investment Income	-	-	-	-
76		A_B5600 Other Non Operating Revenues	-	-	-	-
77		Total_Revenue Revenue	-	-	-	-
78		A_B6000 Salaries, Wages & Benefits	-	-	-	-
79		A_B6200 Services & Fees	-	-	-	-
80		A_B6300 Travel	-	-	-	-
81	FC_B30 Restr	A_B6400 Supplies	-	-	-	-
82	Expendable Op	A_B6450 Utilities	-	-	-	-
83		A_B6500 Repairs & Maintenance	-	-	-	-
84		A_B6550 Rentals & Leases	-	-	-	-
85		A_B6575 Interest Expense	-	-	-	-
86		A_B6600 Claims & Judgements	-	-	-	-
87		A_B6650 Other Expense	-	-	-	-
88		A_B6700 Subcontracts	-	-	-	-
89		A_B6900 Depreciation & Amortization	-	-	-	-
90		A_B7000 Capital Expense	-	-	-	-
91		A_B7200 Discontinued Operations	-	-	-	-
92		A_B7500 Other Non Operating Expenses	-	-	-	-
93		A_B7600 Internal Allocations & Sales	-	-	-	-
94		A_B7700 Funding Tranfers	-	-	-	-
95		Total_Expenses Expenses	-	-	-	-
96		Statement of Activities Net Result	-	-	-	-
97		A_B4000 Tuition & Educational Fees	-	-	-	-
98		A_B4100 Sales of Goods & Services	-	-	-	-
99		A_B4300 Grants & Contracts	-	-	-	-
100		A_43501 Federal Appropriations	-	-	-	-
101		A_B4400 Other Operating Revenue	-	-	-	-
102		A_B5000 Non Operating Revenues	-	-	-	-
103		A_B5100 Appropriations	-	-	-	-
104		A_B5300 Gifts	-	-	-	-
105		A_B5500 Investment Income	-	-	-	-
106		A_B5600 Other Non Operating Revenues	-	-	-	-
107		Total_Revenue Revenue	-	-	-	-
108		A_B6000 Salaries, Wages & Benefits	-	-	-	-
109		A_B6200 Services & Fees	-	-	-	-
110		A_B6300 Travel	-	-	-	-
111	FC_B35 Restr	A_B6400 Supplies	-	-	-	-
112	Expendable Non Op	A_B6450 Utilities	-	-	-	-
113		A_B6500 Repairs & Maintenance	-	-	-	-
114		A_B6550 Rentals & Leases	-	-	-	-
115		A_B6575 Interest Expense	-	-	-	-
116		A_B6600 Claims & Judgements	-	-	-	-
117		A_B6650 Other Expense	-	-	-	-
118		A_B6700 Subcontracts	-	-	-	-
119		A_B6900 Depreciation & Amortization	-	-	-	-
120		A_B7000 Capital Expense	-	-	-	-
121		A_B7200 Discontinued Operations	-	-	-	-
122		A_B7500 Other Non Operating Expenses	-	-	-	-
123		A_B7600 Internal Allocations & Sales	-	-	-	-
124		A_B7700 Funding Tranfers	-	-	-	-
125		Total_Expenses Expenses	-	-	-	-
126		Statement of Activities Net Result	-	-	-	-

	A	B	C	D	E	F
1						
2	O_12203: R&E Center Powell					
3	Board of Trustees Report					
4	O_12203: R&E Center Powell					
5			FY18		FY19	
6	Fund Class - Source	Summary Level Natural Accounts	Budget	Actual through March	Budget	Variance FY18 Budget to FY19 Budget
127		A_B4000 Tuition & Educational Fees	-	-	30	30
128		A_B4100 Sales of Goods & Services	-	-	-	-
129		A_B4300 Grants & Contracts	-	-	(6,423)	(6,423)
130		A_43501 Federal Appropriations	-	-	-	-
131		A_B4400 Other Operating Revenue	-	-	-	-
132		A_B5000 Non Operating Revenues	-	-	-	-
133		A_B5100 Appropriations	-	-	-	-
134		A_B5300 Gifts	-	-	-	-
135		A_B5500 Investment Income	-	-	-	-
136		A_B5600 Other Non Operating Revenues	-	-	1,195	1,195
137		Total_Revenue Revenue	-	-	(5,198)	(5,198)
138		A_B6000 Salaries, Wages & Benefits	-	-	5,974	5,974
139		A_B6200 Services & Fees	-	-	106	106
140		A_B6300 Travel	-	-	60	60
141	FC_B40 Restr	A_B6400 Supplies	-	-	151	151
142	Grants	A_B6450 Utilities	-	-	-	-
143		A_B6500 Repairs & Maintenance	-	-	-	-
144		A_B6550 Rentals & Leases	-	-	(1,094)	(1,094)
145		A_B6575 Interest Expense	-	-	-	-
146		A_B6600 Claims & Judgements	-	-	-	-
147		A_B6650 Other Expense	-	-	-	-
148		A_B6700 Subcontracts	-	-	-	-
149		A_B6900 Depreciation & Amortization	-	-	-	-
150		A_B7000 Capital Expense	-	-	-	-
151		A_B7200 Discontinued Operations	-	-	-	-
152		A_B7500 Other Non Operating Expenses	-	-	-	-
153		A_B7600 Internal Allocations & Sales	-	-	-	-
154		A_B7700 Funding Tranfers	-	-	-	-
155		Total_Expenses Expenses	-	-	5,198	5,198
156		Statement of Activities Net Result	-	-	-	-
157		A_B4000 Tuition & Educational Fees	-	-	-	-
158		A_B4100 Sales of Goods & Services	-	-	-	-
159		A_B4300 Grants & Contracts	-	-	-	-
160		A_43501 Federal Appropriations	-	-	-	-
161		A_B4400 Other Operating Revenue	-	-	-	-
162		A_B5000 Non Operating Revenues	-	-	-	-
163		A_B5100 Appropriations	-	-	-	-
164		A_B5300 Gifts	-	-	-	-
165		A_B5500 Investment Income	-	-	-	-
166		A_B5600 Other Non Operating Revenues	-	-	-	-
167		Total_Revenue Revenue	-	-	-	-
168		A_B6000 Salaries, Wages & Benefits	-	-	-	-
169		A_B6200 Services & Fees	-	-	-	-
170		A_B6300 Travel	-	-	-	-
171	FC_B45 Restr	A_B6400 Supplies	-	-	-	-
172	Govt Funds	A_B6450 Utilities	-	-	-	-
173		A_B6500 Repairs & Maintenance	-	-	-	-
174		A_B6550 Rentals & Leases	-	-	-	-
175		A_B6575 Interest Expense	-	-	-	-
176		A_B6600 Claims & Judgements	-	-	-	-
177		A_B6650 Other Expense	-	-	-	-
178		A_B6700 Subcontracts	-	-	-	-
179		A_B6900 Depreciation & Amortization	-	-	-	-
180		A_B7000 Capital Expense	-	-	-	-
181		A_B7200 Discontinued Operations	-	-	-	-
182		A_B7500 Other Non Operating Expenses	-	-	-	-
183		A_B7600 Internal Allocations & Sales	-	-	-	-
184		A_B7700 Funding Tranfers	-	-	-	-
185		Total_Expenses Expenses	-	-	-	-
186		Statement of Activities Net Result	-	-	-	-


	A	B	C	D	E	F	
1							
2	O_12204: R&E Center Sheridan						
3	Board of Trustees Report						
4	O_12204: R&E Center Sheridan						
5			FY18		FY19		
6	Fund Class - Source	Summary Level Natural Accounts	Budget	Actual through March	Budget	Variance FY18 Budget to FY19 Budget	
7	FC_105 Unrestricted Operating Class	A_B4000 Tuition & Educational Fees	-	-	-	-	
8		A_B4100 Sales of Goods & Services	-	(65,793)	-	-	
9		A_B4300 Grants & Contracts	-	-	-	-	
10		A_43501 Federal Appropriations	-	-	-	-	
11		A_B4400 Other Operating Revenue	-	-	-	-	
12		A_B5000 Non Operating Revenues	-	-	-	-	
13		A_B5100 Appropriations	-	-	-	-	
14		A_B5300 Gifts	-	-	-	-	
15		A_B5500 Investment Income	-	-	-	-	
16		A_B5600 Other Non Operating Revenues	(25,000)	-	-	25,000	
17		Total_Revenue Revenue	(25,000)	(65,793)	-	25,000	
18		A_B6000 Salaries, Wages & Benefits	310,992	224,795	-	(310,992)	
19		A_B6200 Services & Fees	5,700	1,820	-	(5,700)	
20		A_B6300 Travel	2,000	296	-	(2,000)	
21		A_B6400 Supplies	79,224	28,985	-	(79,224)	
22		A_B6450 Utilities	1,107	198	-	(1,107)	
23		A_B6500 Repairs & Maintenance	2,400	11,087	4,000	1,600	
24		A_B6550 Rentals & Leases	14,000	9,875	-	(14,000)	
25		A_B6575 Interest Expense	-	-	-	-	
26		A_B6600 Claims & Judgements	-	-	-	-	
27		A_B6650 Other Expense	3,000	15,570	-	(3,000)	
28		A_B6700 Subcontracts	-	-	-	-	
29		A_B6900 Depreciation & Amortization	-	-	-	-	
30		A_B7000 Capital Expense	-	-	-	-	
31		A_B7200 Discontinued Operations	-	-	-	-	
32		A_B7500 Other Non Operating Expenses	-	3,000	-	-	
33		A_B7600 Internal Allocations & Sales	-	(1,512)	-	-	
34		A_B7700 Funding Tranfers	25,000	-	(4,000)	(29,000)	
35		Total_Expenses Expenses	443,423	294,114	-	(443,423)	
36		Statement of Activities Net Result	418,423	228,320	-	(418,423)	
37		FC_B20 Designated Op	A_B4000 Tuition & Educational Fees	-	-	-	-
38			A_B4100 Sales of Goods & Services	-	-	-	-
39			A_B4300 Grants & Contracts	-	-	-	-
40			A_43501 Federal Appropriations	-	-	-	-
41			A_B4400 Other Operating Revenue	-	-	-	-
42			A_B5000 Non Operating Revenues	-	-	-	-
43	A_B5100 Appropriations		-	-	-	-	
44	A_B5300 Gifts		-	-	-	-	
45	A_B5500 Investment Income		-	-	-	-	
46	A_B5600 Other Non Operating Revenues		(3,000)	-	(78,500)	(75,500)	
47	Total_Revenue Revenue		(3,000)	-	(78,500)	(75,500)	
48	A_B6000 Salaries, Wages & Benefits		-	-	10,000	10,000	
49	A_B6200 Services & Fees		-	-	-	-	
50	A_B6300 Travel		-	-	-	-	
51	A_B6400 Supplies		-	-	43,090	43,090	
52	A_B6450 Utilities		-	-	-	-	
53	A_B6500 Repairs & Maintenance		-	-	-	-	
54	A_B6550 Rentals & Leases		-	-	3,247	3,247	
55	A_B6575 Interest Expense		-	-	-	-	
56	A_B6600 Claims & Judgements		-	-	-	-	
57	A_B6650 Other Expense		-	-	1,000	1,000	
58	A_B6700 Subcontracts		-	-	-	-	
59	A_B6900 Depreciation & Amortization		-	-	-	-	
60	A_B7000 Capital Expense		-	-	21,163	21,163	
61	A_B7200 Discontinued Operations		-	-	-	-	
62	A_B7500 Other Non Operating Expenses		-	-	-	-	
63	A_B7600 Internal Allocations & Sales		-	-	-	-	
64	A_B7700 Funding Tranfers		-	-	-	-	
65	Total_Expenses Expenses		-	-	78,500	78,500	
66	Statement of Activities Net Result		(3,000)	-	-	3,000	


	A	B	C	D	E	F
1						
2	O_12204: R&E Center Sheridan					
3	Board of Trustees Report					
4	O_12204: R&E Center Sheridan					
5			FY18		FY19	
6	Fund Class - Source	Summary Level Natural Accounts	Budget	Actual through March	Budget	Variance FY18 Budget to FY19 Budget
67		A_B4000 Tuition & Educational Fees	-	-	-	-
68		A_B4100 Sales of Goods & Services	-	-	-	-
69		A_B4300 Grants & Contracts	-	-	-	-
70		A_43501 Federal Appropriations	-	-	-	-
71		A_B4400 Other Operating Revenue	-	-	-	-
72		A_B5000 Non Operating Revenues	-	-	-	-
73		A_B5100 Appropriations	-	-	-	-
74		A_B5300 Gifts	-	-	-	-
75		A_B5500 Investment Income	-	-	-	-
76		A_B5600 Other Non Operating Revenues	-	-	-	-
77		Total_Revenue Revenue	-	-	-	-
78		A_B6000 Salaries, Wages & Benefits	-	-	-	-
79		A_B6200 Services & Fees	-	-	-	-
80		A_B6300 Travel	-	-	-	-
81	FC_B30 Restr	A_B6400 Supplies	-	-	-	-
82	Expendable Op	A_B6450 Utilities	-	-	-	-
83		A_B6500 Repairs & Maintenance	-	-	-	-
84		A_B6550 Rentals & Leases	-	-	-	-
85		A_B6575 Interest Expense	-	-	-	-
86		A_B6600 Claims & Judgements	-	-	-	-
87		A_B6650 Other Expense	-	-	-	-
88		A_B6700 Subcontracts	-	-	-	-
89		A_B6900 Depreciation & Amortization	-	-	-	-
90		A_B7000 Capital Expense	-	-	-	-
91		A_B7200 Discontinued Operations	-	-	-	-
92		A_B7500 Other Non Operating Expenses	-	-	-	-
93		A_B7600 Internal Allocations & Sales	-	-	-	-
94		A_B7700 Funding Tranfers	-	-	-	-
95		Total_Expenses Expenses	-	-	-	-
96		Statement of Activities Net Result	-	-	-	-
97		A_B4000 Tuition & Educational Fees	-	-	-	-
98		A_B4100 Sales of Goods & Services	-	-	-	-
99		A_B4300 Grants & Contracts	-	-	-	-
100		A_43501 Federal Appropriations	-	-	-	-
101		A_B4400 Other Operating Revenue	-	-	-	-
102		A_B5000 Non Operating Revenues	-	-	-	-
103		A_B5100 Appropriations	-	-	-	-
104		A_B5300 Gifts	-	-	-	-
105		A_B5500 Investment Income	-	-	-	-
106		A_B5600 Other Non Operating Revenues	-	-	-	-
107		Total_Revenue Revenue	-	-	-	-
108		A_B6000 Salaries, Wages & Benefits	-	-	-	-
109		A_B6200 Services & Fees	-	-	-	-
110		A_B6300 Travel	-	-	-	-
111	FC_B35 Restr	A_B6400 Supplies	-	-	-	-
112	Expendable Non Op	A_B6450 Utilities	-	-	-	-
113		A_B6500 Repairs & Maintenance	-	-	-	-
114		A_B6550 Rentals & Leases	-	-	-	-
115		A_B6575 Interest Expense	-	-	-	-
116		A_B6600 Claims & Judgements	-	-	-	-
117		A_B6650 Other Expense	-	-	-	-
118		A_B6700 Subcontracts	-	-	-	-
119		A_B6900 Depreciation & Amortization	-	-	-	-
120		A_B7000 Capital Expense	-	-	-	-
121		A_B7200 Discontinued Operations	-	-	-	-
122		A_B7500 Other Non Operating Expenses	-	-	-	-
123		A_B7600 Internal Allocations & Sales	-	-	-	-
124		A_B7700 Funding Tranfers	-	-	-	-
125		Total_Expenses Expenses	-	-	-	-
126		Statement of Activities Net Result	-	-	-	-

	A	B	C	D	E	F
1						
2	O_12204: R&E Center Sheridan					
3	Board of Trustees Report					
4	O_12204: R&E Center Sheridan					
5			FY18		FY19	
6	Fund Class - Source	Summary Level Natural Accounts	Budget	Actual through March	Budget	Variance FY18 Budget to FY19 Budget
127		A_B4000 Tuition & Educational Fees	-	-	534	534
128		A_B4100 Sales of Goods & Services	-	-	-	-
129		A_B4300 Grants & Contracts	-	(4,864)	(16,508)	(16,508)
130		A_43501 Federal Appropriations	-	-	-	-
131		A_B4400 Other Operating Revenue	-	-	-	-
132		A_B5000 Non Operating Revenues	-	-	-	-
133		A_B5100 Appropriations	-	-	-	-
134		A_B5300 Gifts	-	-	-	-
135		A_B5500 Investment Income	-	-	-	-
136		A_B5600 Other Non Operating Revenues	-	-	4,002	4,002
137		Total_Revenue Revenue	-	(4,864)	(11,972)	(11,972)
138		A_B6000 Salaries, Wages & Benefits	-	2,487	6,644	6,644
139		A_B6200 Services & Fees	-	-	1,854	1,854
140		A_B6300 Travel	-	303	309	309
141	FC_B40 Restr	A_B6400 Supplies	-	791	(1,946)	(1,946)
142	Grants	A_B6450 Utilities	-	-	-	-
143		A_B6500 Repairs & Maintenance	-	-	-	-
144		A_B6550 Rentals & Leases	-	-	1,773	1,773
145		A_B6575 Interest Expense	-	-	-	-
146		A_B6600 Claims & Judgements	-	-	-	-
147		A_B6650 Other Expense	-	-	-	-
148		A_B6700 Subcontracts	-	-	-	-
149		A_B6900 Depreciation & Amortization	-	779	-	-
150		A_B7000 Capital Expense	-	110	-	-
151		A_B7200 Discontinued Operations	-	-	-	-
152		A_B7500 Other Non Operating Expenses	-	-	-	-
153		A_B7600 Internal Allocations & Sales	-	-	-	-
154		A_B7700 Funding Tranfers	-	-	-	-
155		Total_Expenses Expenses	-	4,471	8,634	8,634
156		Statement of Activities Net Result	-	(393)	(3,339)	(3,339)
157		A_B4000 Tuition & Educational Fees	-	-	-	-
158		A_B4100 Sales of Goods & Services	-	-	-	-
159		A_B4300 Grants & Contracts	-	-	-	-
160		A_43501 Federal Appropriations	-	-	-	-
161		A_B4400 Other Operating Revenue	-	-	-	-
162		A_B5000 Non Operating Revenues	-	-	-	-
163		A_B5100 Appropriations	-	-	-	-
164		A_B5300 Gifts	-	-	-	-
165		A_B5500 Investment Income	-	-	-	-
166		A_B5600 Other Non Operating Revenues	-	-	-	-
167		Total_Revenue Revenue	-	-	-	-
168		A_B6000 Salaries, Wages & Benefits	-	-	-	-
169		A_B6200 Services & Fees	-	-	-	-
170		A_B6300 Travel	-	-	-	-
171	FC_B45 Restr	A_B6400 Supplies	-	-	-	-
172	Govt Funds	A_B6450 Utilities	-	-	-	-
173		A_B6500 Repairs & Maintenance	-	-	-	-
174		A_B6550 Rentals & Leases	-	-	-	-
175		A_B6575 Interest Expense	-	-	-	-
176		A_B6600 Claims & Judgements	-	-	-	-
177		A_B6650 Other Expense	-	-	-	-
178		A_B6700 Subcontracts	-	-	-	-
179		A_B6900 Depreciation & Amortization	-	-	-	-
180		A_B7000 Capital Expense	-	-	-	-
181		A_B7200 Discontinued Operations	-	-	-	-
182		A_B7500 Other Non Operating Expenses	-	-	-	-
183		A_B7600 Internal Allocations & Sales	-	-	-	-
184		A_B7700 Funding Tranfers	-	-	-	-
185		Total_Expenses Expenses	-	-	-	-
186		Statement of Activities Net Result	-	-	-	-


	A	B	C	D	E	F	
1							
2	O_12205: R&E Center Laramie						
3	Board of Trustees Report						
4	O_12205: R&E Center Laramie						
5			FY18		FY19		
6	Fund Class - Source	Summary Level Natural Accounts	Budget	Actual through March	Budget	Variance FY18 Budget to FY19 Budget	
7	FC_105 Unrestricted Operating Class	A_B4000 Tuition & Educational Fees	-	-	-	-	
8		A_B4100 Sales of Goods & Services	-	(9,168)	-	-	
9		A_B4300 Grants & Contracts	-	-	-	-	
10		A_43501 Federal Appropriations	-	-	-	-	
11		A_B4400 Other Operating Revenue	-	-	-	-	
12		A_B5000 Non Operating Revenues	-	-	-	-	
13		A_B5100 Appropriations	-	-	-	-	
14		A_B5300 Gifts	-	-	-	-	
15		A_B5500 Investment Income	-	-	-	-	
16		A_B5600 Other Non Operating Revenues	(18,174)	-	-	18,174	
17		Total_Revenue Revenue	(18,174)	(9,168)	-	18,174	
18		A_B6000 Salaries, Wages & Benefits	649,245	482,846	-	(649,245)	
19		A_B6200 Services & Fees	24,800	24,354	-	(24,800)	
20		A_B6300 Travel	10,000	2,557	-	(10,000)	
21		A_B6400 Supplies	206,950	82,376	-	(206,950)	
22		A_B6450 Utilities	6,300	2,102	-	(6,300)	
23		A_B6500 Repairs & Maintenance	-	45,927	7,500	7,500	
24		A_B6550 Rentals & Leases	1,000	7,113	-	(1,000)	
25		A_B6575 Interest Expense	-	-	-	-	
26		A_B6600 Claims & Judgements	-	-	-	-	
27		A_B6650 Other Expense	1,000	44,295	-	(1,000)	
28		A_B6700 Subcontracts	-	-	-	-	
29		A_B6900 Depreciation & Amortization	-	1,950	-	-	
30		A_B7000 Capital Expense	-	-	-	-	
31		A_B7200 Discontinued Operations	-	-	-	-	
32		A_B7500 Other Non Operating Expenses	100	178	-	(100)	
33		A_B7600 Internal Allocations & Sales	(205,000)	16,316	-	205,000	
34		A_B7700 Funding Tranfers	220,647	-	(7,500)	(228,147)	
35		Total_Expenses Expenses	915,042	710,014	-	(915,042)	
36		Statement of Activities Net Result	896,868	700,846	-	(896,868)	
37		FC_B20 Designated Op	A_B4000 Tuition & Educational Fees	-	-	-	-
38			A_B4100 Sales of Goods & Services	(42,482)	-	(42,482)	0
39			A_B4300 Grants & Contracts	-	-	-	-
40			A_43501 Federal Appropriations	-	-	-	-
41			A_B4400 Other Operating Revenue	-	-	-	-
42			A_B5000 Non Operating Revenues	-	-	-	-
43	A_B5100 Appropriations		-	-	-	-	
44	A_B5300 Gifts		-	-	-	-	
45	A_B5500 Investment Income		-	-	-	-	
46	A_B5600 Other Non Operating Revenues		(32,000)	-	(287,370)	(255,370)	
47	Total_Revenue Revenue		(74,482)	-	(329,852)	(255,370)	
48	A_B6000 Salaries, Wages & Benefits		-	-	-	-	
49	A_B6200 Services & Fees		1,168	-	1,168	0	
50	A_B6300 Travel		-	-	-	-	
51	A_B6400 Supplies		6,500	-	92,370	85,870	
52	A_B6450 Utilities		-	-	-	-	
53	A_B6500 Repairs & Maintenance		-	-	27,000	27,000	
54	A_B6550 Rentals & Leases		24,000	-	58,148	34,148	
55	A_B6575 Interest Expense		-	-	-	-	
56	A_B6600 Claims & Judgements		-	-	-	-	
57	A_B6650 Other Expense		-	-	-	-	
58	A_B6700 Subcontracts		-	-	-	-	
59	A_B6900 Depreciation & Amortization		-	-	-	-	
60	A_B7000 Capital Expense		-	-	150,000	150,000	
61	A_B7200 Discontinued Operations		-	-	-	-	
62	A_B7500 Other Non Operating Expenses		-	-	-	-	
63	A_B7600 Internal Allocations & Sales		-	1,749	1,166	1,166	
64	A_B7700 Funding Tranfers		(8,076)	-	-	8,076	
65	Total_Expenses Expenses		23,592	1,749	329,852	306,260	
66	Statement of Activities Net Result		(50,889)	1,749	-	50,889	


	A	B	C	D	E	F
1						
2	O_12205: R&E Center Laramie					
3	Board of Trustees Report					
4	O_12205: R&E Center Laramie					
5			FY18	FY19	Variance FY18 Budget to FY19 Budget	
6	Fund Class - Source	Summary Level Natural Accounts	Budget	Actual through March	Budget	
67		A_B4000 Tuition & Educational Fees	-	-	-	-
68		A_B4100 Sales of Goods & Services	-	-	-	-
69		A_B4300 Grants & Contracts	-	-	-	-
70		A_43501 Federal Appropriations	-	-	-	-
71		A_B4400 Other Operating Revenue	-	-	-	-
72		A_B5000 Non Operating Revenues	-	-	-	-
73		A_B5100 Appropriations	-	-	-	-
74		A_B5300 Gifts	-	-	-	-
75		A_B5500 Investment Income	-	-	-	-
76		A_B5600 Other Non Operating Revenues	-	-	-	-
77		Total Revenue Revenue	-	-	-	-
78		A_B6000 Salaries, Wages & Benefits	-	-	-	-
79		A_B6200 Services & Fees	-	-	-	-
80		A_B6300 Travel	-	-	-	-
81	FC_B30 Restr	A_B6400 Supplies	-	-	-	-
82	Expendable Op	A_B6450 Utilities	-	-	-	-
83		A_B6500 Repairs & Maintenance	-	-	-	-
84		A_B6550 Rentals & Leases	-	-	-	-
85		A_B6575 Interest Expense	-	-	-	-
86		A_B6600 Claims & Judgements	-	-	-	-
87		A_B6650 Other Expense	-	-	-	-
88		A_B6700 Subcontracts	-	-	-	-
89		A_B6900 Depreciation & Amortization	-	-	-	-
90		A_B7000 Capital Expense	-	-	-	-
91		A_B7200 Discontinued Operations	-	-	-	-
92		A_B7500 Other Non Operating Expenses	-	-	-	-
93		A_B7600 Internal Allocations & Sales	-	-	-	-
94		A_B7700 Funding Tranfers	-	-	-	-
95		Total Expenses Expenses	-	-	-	-
96		Statement of Activities Net Result	-	-	-	-
97		A_B4000 Tuition & Educational Fees	-	-	-	-
98		A_B4100 Sales of Goods & Services	-	-	-	-
99		A_B4300 Grants & Contracts	-	-	-	-
100		A_43501 Federal Appropriations	-	-	-	-
101		A_B4400 Other Operating Revenue	-	-	-	-
102		A_B5000 Non Operating Revenues	-	-	-	-
103		A_B5100 Appropriations	-	-	-	-
104		A_B5300 Gifts	-	-	-	-
105		A_B5500 Investment Income	-	-	-	-
106		A_B5600 Other Non Operating Revenues	-	-	-	-
107		Total Revenue Revenue	-	-	-	-
108		A_B6000 Salaries, Wages & Benefits	-	-	-	-
109		A_B6200 Services & Fees	-	-	-	-
110		A_B6300 Travel	-	-	-	-
111	FC_B35 Restr	A_B6400 Supplies	-	-	-	-
112	Expendable	A_B6450 Utilities	-	-	-	-
113	Non Op	A_B6500 Repairs & Maintenance	-	-	-	-
114		A_B6550 Rentals & Leases	-	-	-	-
115		A_B6575 Interest Expense	-	-	-	-
116		A_B6600 Claims & Judgements	-	-	-	-
117		A_B6650 Other Expense	-	-	-	-
118		A_B6700 Subcontracts	-	-	-	-
119		A_B6900 Depreciation & Amortization	-	-	-	-
120		A_B7000 Capital Expense	-	-	-	-
121		A_B7200 Discontinued Operations	-	-	-	-
122		A_B7500 Other Non Operating Expenses	-	-	-	-
123		A_B7600 Internal Allocations & Sales	-	-	-	-
124		A_B7700 Funding Tranfers	-	-	-	-
125		Total Expenses Expenses	-	-	-	-
126		Statement of Activities Net Result	-	-	-	-

	A	B	C	D	E	F	
1							
2	O_12205: R&E Center Laramie						
3	Board of Trustees Report						
4	O_12205: R&E Center Laramie						
5			FY18		FY19		
6	Fund Class - Source	Summary Level Natural Accounts	Budget	Actual through March	Budget	Variance FY18 Budget to FY19 Budget	
127	FC_B40 Restr Grants	A_B4000 Tuition & Educational Fees	-	-	-	-	
128		A_B4100 Sales of Goods & Services	-	-	-	-	
129		A_B4300 Grants & Contracts	-	-	-	-	
130		A_43501 Federal Appropriations	-	-	-	-	
131		A_B4400 Other Operating Revenue	-	-	-	-	
132		A_B5000 Non Operating Revenues	-	-	-	-	
133		A_B5100 Appropriations	-	-	-	-	
134		A_B5300 Gifts	-	-	-	-	
135		A_B5500 Investment Income	-	-	-	-	
136		A_B5600 Other Non Operating Revenues	-	-	-	-	
137			Total_Revenue Revenue	-	-	-	-
138			A_B6000 Salaries, Wages & Benefits	-	-	-	-
139			A_B6200 Services & Fees	-	-	-	-
140			A_B6300 Travel	-	-	-	-
141			A_B6400 Supplies	-	-	-	-
142			A_B6450 Utilities	-	-	-	-
143			A_B6500 Repairs & Maintenance	-	-	-	-
144			A_B6550 Rentals & Leases	-	-	-	-
145			A_B6575 Interest Expense	-	-	-	-
146			A_B6600 Claims & Judgements	-	-	-	-
147			A_B6650 Other Expense	-	-	-	-
148			A_B6700 Subcontracts	-	-	-	-
149			A_B6900 Depreciation & Amortization	-	-	-	-
150			A_B7000 Capital Expense	-	-	-	-
151			A_B7200 Discontinued Operations	-	-	-	-
152			A_B7500 Other Non Operating Expenses	-	-	-	-
153			A_B7600 Internal Allocations & Sales	-	-	-	-
154			A_B7700 Funding Tranfers	-	-	-	-
155			Total_Expenses Expenses	-	-	-	-
156			Statement of Activities Net Result	-	-	-	-
157		FC_B45 Restr Govt Funds	A_B4000 Tuition & Educational Fees	-	-	-	-
158			A_B4100 Sales of Goods & Services	-	-	-	-
159	A_B4300 Grants & Contracts		-	-	-	-	
160	A_43501 Federal Appropriations		-	-	-	-	
161	A_B4400 Other Operating Revenue		-	-	-	-	
162	A_B5000 Non Operating Revenues		-	-	-	-	
163	A_B5100 Appropriations		-	-	-	-	
164	A_B5300 Gifts		-	-	-	-	
165	A_B5500 Investment Income		-	-	-	-	
166	A_B5600 Other Non Operating Revenues		-	-	-	-	
167			Total_Revenue Revenue	-	-	-	-
168			A_B6000 Salaries, Wages & Benefits	-	-	-	-
169			A_B6200 Services & Fees	-	-	-	-
170			A_B6300 Travel	-	-	-	-
171			A_B6400 Supplies	-	-	-	-
172			A_B6450 Utilities	-	-	-	-
173			A_B6500 Repairs & Maintenance	-	-	-	-
174			A_B6550 Rentals & Leases	-	-	-	-
175			A_B6575 Interest Expense	-	-	-	-
176			A_B6600 Claims & Judgements	-	-	-	-
177			A_B6650 Other Expense	-	-	-	-
178			A_B6700 Subcontracts	-	-	-	-
179			A_B6900 Depreciation & Amortization	-	-	-	-
180			A_B7000 Capital Expense	-	-	-	-
181			A_B7200 Discontinued Operations	-	-	-	-
182			A_B7500 Other Non Operating Expenses	-	-	-	-
183			A_B7600 Internal Allocations & Sales	-	-	-	-
184			A_B7700 Funding Tranfers	-	-	-	-
185			Total_Expenses Expenses	-	-	-	-
186			Statement of Activities Net Result	-	-	-	-

	A	B	C	D	E	F	
1							
2	O_12206: Seed Certification						
3	Board of Trustees Report						
4	O_12206: Seed Certification						
5				FY18	FY19		
6	Fund Class - Source	Summary Level Natural Accounts	Budget	Actual through March	Budget	Variance FY18 Budget to FY19 Budget	
7	FC_105 Unrestricted Operating Class	A_B4000 Tuition & Educational Fees	-	-	-	-	
8		A_B4100 Sales of Goods & Services	-	(4,017)	-	-	
9		A_B4300 Grants & Contracts	-	-	-	-	
10		A_43501 Federal Appropriations	-	-	-	-	
11		A_B4400 Other Operating Revenue	-	585	-	-	
12		A_B5000 Non Operating Revenues	-	-	-	-	
13		A_B5100 Appropriations	-	-	-	-	
14		A_B5300 Gifts	-	-	-	-	
15		A_B5500 Investment Income	-	-	-	-	
16		A_B5600 Other Non Operating Revenues	-	-	-	-	
17			Total Revenue Revenue	-	(3,432)	-	-
18			A_B6000 Salaries, Wages & Benefits	-	3,378	-	-
19			A_B6200 Services & Fees	-	(988)	-	-
20			A_B6300 Travel	-	1,280	-	-
21			A_B6400 Supplies	-	1,946	-	-
22			A_B6450 Utilities	-	222	-	-
23			A_B6500 Repairs & Maintenance	-	25	-	-
24			A_B6550 Rentals & Leases	-	-	-	-
25			A_B6575 Interest Expense	-	-	-	-
26			A_B6600 Claims & Judgements	-	-	-	-
27			A_B6650 Other Expense	-	57	-	-
28			A_B6700 Subcontracts	-	-	-	-
29			A_B6900 Depreciation & Amortization	-	-	-	-
30			A_B7000 Capital Expense	-	-	-	-
31			A_B7200 Discontinued Operations	-	-	-	-
32			A_B7500 Other Non Operating Expenses	-	-	-	-
33			A_B7600 Internal Allocations & Sales	-	-	-	-
34			A_B7700 Funding Tranfers	-	-	-	-
35			Total Expenses Expenses	-	5,919	-	-
36			Statement of Activities Net Result	-	2,486	-	-
37		FC_B20 Designated Op	A_B4000 Tuition & Educational Fees	-	-	-	-
38			A_B4100 Sales of Goods & Services	-	(103,991)	(75,200)	(75,200)
39			A_B4300 Grants & Contracts	-	-	-	-
40			A_43501 Federal Appropriations	-	-	-	-
41			A_B4400 Other Operating Revenue	-	(90,240)	(270,000)	(270,000)
42			A_B5000 Non Operating Revenues	-	-	-	-
43	A_B5100 Appropriations		-	-	-	-	
44	A_B5300 Gifts		-	-	-	-	
45	A_B5500 Investment Income		-	-	-	-	
46	A_B5600 Other Non Operating Revenues		(279,000)	-	(336,348)	(57,348)	
47			Total Revenue Revenue	(279,000)	(194,232)	(681,548)	(402,548)
48			A_B6000 Salaries, Wages & Benefits	139,279	113,471	241,695	102,416
49			A_B6200 Services & Fees	42,800	22,880	73,300	30,500
50			A_B6300 Travel	40,000	3,890	40,500	500
51			A_B6400 Supplies	26,850	12,427	112,577	85,727
52			A_B6450 Utilities	50	683	120	70
53			A_B6500 Repairs & Maintenance	-	2,068	5,000	5,000
54			A_B6550 Rentals & Leases	1,000	-	6,200	5,200
55			A_B6575 Interest Expense	-	-	-	-
56			A_B6600 Claims & Judgements	-	-	-	-
57			A_B6650 Other Expense	8,525	19,580	195,395	186,870
58			A_B6700 Subcontracts	-	-	-	-
59			A_B6900 Depreciation & Amortization	-	-	-	-
60			A_B7000 Capital Expense	-	-	-	-
61			A_B7200 Discontinued Operations	-	-	-	-
62			A_B7500 Other Non Operating Expenses	-	2,000	-	-
63			A_B7600 Internal Allocations & Sales	-	384	-	-
64			A_B7700 Funding Tranfers	20,496	-	-	(20,496)
65			Total Expenses Expenses	279,000	177,382	674,787	395,787
66			Statement of Activities Net Result	-	(16,850)	(6,761)	(6,761)


	A	B	C	D	E	F
1						
2	O_12206: Seed Certification					
3	Board of Trustees Report					
4	O_12206: Seed Certification					
5			FY18		FY19	
6	Fund Class - Source	Summary Level Natural Accounts	Budget	Actual through March	Budget	Variance FY18 Budget to FY19 Budget
67		A_B4000 Tuition & Educational Fees	-	-	-	-
68		A_B4100 Sales of Goods & Services	-	-	-	-
69		A_B4300 Grants & Contracts	-	-	-	-
70		A_43501 Federal Appropriations	-	-	-	-
71		A_B4400 Other Operating Revenue	-	-	-	-
72		A_B5000 Non Operating Revenues	-	-	-	-
73		A_B5100 Appropriations	-	-	-	-
74		A_B5300 Gifts	-	-	-	-
75		A_B5500 Investment Income	-	-	-	-
76		A_B5600 Other Non Operating Revenues	-	-	-	-
77		Total_Revenue Revenue	-	-	-	-
78		A_B6000 Salaries, Wages & Benefits	-	-	-	-
79		A_B6200 Services & Fees	-	-	-	-
80		A_B6300 Travel	-	-	-	-
81	FC_B30 Restr	A_B6400 Supplies	-	-	-	-
82	Expendable Op	A_B6450 Utilities	-	-	-	-
83		A_B6500 Repairs & Maintenance	-	-	-	-
84		A_B6550 Rentals & Leases	-	-	-	-
85		A_B6575 Interest Expense	-	-	-	-
86		A_B6600 Claims & Judgements	-	-	-	-
87		A_B6650 Other Expense	-	-	-	-
88		A_B6700 Subcontracts	-	-	-	-
89		A_B6900 Depreciation & Amortization	-	-	-	-
90		A_B7000 Capital Expense	-	-	-	-
91		A_B7200 Discontinued Operations	-	-	-	-
92		A_B7500 Other Non Operating Expenses	-	-	-	-
93		A_B7600 Internal Allocations & Sales	-	-	-	-
94		A_B7700 Funding Tranfers	-	-	-	-
95		Total_Expenses Expenses	-	-	-	-
96		Statement of Activities Net Result	-	-	-	-
97		A_B4000 Tuition & Educational Fees	-	-	-	-
98		A_B4100 Sales of Goods & Services	-	-	-	-
99		A_B4300 Grants & Contracts	-	-	-	-
100		A_43501 Federal Appropriations	-	-	-	-
101		A_B4400 Other Operating Revenue	-	-	-	-
102		A_B5000 Non Operating Revenues	-	-	-	-
103		A_B5100 Appropriations	-	-	-	-
104		A_B5300 Gifts	-	-	-	-
105		A_B5500 Investment Income	-	-	-	-
106		A_B5600 Other Non Operating Revenues	-	-	-	-
107		Total_Revenue Revenue	-	-	-	-
108		A_B6000 Salaries, Wages & Benefits	-	-	-	-
109		A_B6200 Services & Fees	-	-	-	-
110		A_B6300 Travel	-	-	-	-
111	FC_B35 Restr	A_B6400 Supplies	-	-	-	-
112	Expendable Non Op	A_B6450 Utilities	-	-	-	-
113		A_B6500 Repairs & Maintenance	-	-	-	-
114		A_B6550 Rentals & Leases	-	-	-	-
115		A_B6575 Interest Expense	-	-	-	-
116		A_B6600 Claims & Judgements	-	-	-	-
117		A_B6650 Other Expense	-	-	-	-
118		A_B6700 Subcontracts	-	-	-	-
119		A_B6900 Depreciation & Amortization	-	-	-	-
120		A_B7000 Capital Expense	-	-	-	-
121		A_B7200 Discontinued Operations	-	-	-	-
122		A_B7500 Other Non Operating Expenses	-	-	-	-
123		A_B7600 Internal Allocations & Sales	-	-	-	-
124		A_B7700 Funding Tranfers	-	-	-	-
125		Total_Expenses Expenses	-	-	-	-
126		Statement of Activities Net Result	-	-	-	-


	A	B	C	D	E	F
1						
2	O_12206: Seed Certification					
3	Board of Trustees Report					
4	O_12206: Seed Certification					
5			FY18		FY19	
6	Fund Class - Source	Summary Level Natural Accounts	Budget	Actual through March	Budget	Variance FY18 Budget to FY19 Budget
127		A_B4000 Tuition & Educational Fees	-	-	-	-
128		A_B4100 Sales of Goods & Services	-	-	-	-
129		A_B4300 Grants & Contracts	-	-	-	-
130		A_43501 Federal Appropriations	-	-	-	-
131		A_B4400 Other Operating Revenue	-	-	-	-
132		A_B5000 Non Operating Revenues	-	-	-	-
133		A_B5100 Appropriations	-	-	-	-
134		A_B5300 Gifts	-	-	-	-
135		A_B5500 Investment Income	-	-	-	-
136		A_B5600 Other Non Operating Revenues	-	-	-	-
137		Total_Revenue Revenue	-	-	-	-
138		A_B6000 Salaries, Wages & Benefits	-	-	-	-
139		A_B6200 Services & Fees	-	-	-	-
140		A_B6300 Travel	-	-	-	-
141	FC_B40 Restr	A_B6400 Supplies	-	-	-	-
142	Grants	A_B6450 Utilities	-	-	-	-
143		A_B6500 Repairs & Maintenance	-	-	-	-
144		A_B6550 Rentals & Leases	-	-	-	-
145		A_B6575 Interest Expense	-	-	-	-
146		A_B6600 Claims & Judgements	-	-	-	-
147		A_B6650 Other Expense	-	-	-	-
148		A_B6700 Subcontracts	-	-	-	-
149		A_B6900 Depreciation & Amortization	-	-	-	-
150		A_B7000 Capital Expense	-	-	-	-
151		A_B7200 Discontinued Operations	-	-	-	-
152		A_B7500 Other Non Operating Expenses	-	-	-	-
153		A_B7600 Internal Allocations & Sales	-	-	-	-
154		A_B7700 Funding Tranfers	-	-	-	-
155		Total_Expenses Expenses	-	-	-	-
156		Statement of Activities Net Result	-	-	-	-
157		A_B4000 Tuition & Educational Fees	-	-	-	-
158		A_B4100 Sales of Goods & Services	-	-	-	-
159		A_B4300 Grants & Contracts	-	-	-	-
160		A_43501 Federal Appropriations	-	-	-	-
161		A_B4400 Other Operating Revenue	-	-	-	-
162		A_B5000 Non Operating Revenues	-	-	-	-
163		A_B5100 Appropriations	-	-	-	-
164		A_B5300 Gifts	-	-	-	-
165		A_B5500 Investment Income	-	-	-	-
166		A_B5600 Other Non Operating Revenues	-	-	-	-
167		Total_Revenue Revenue	-	-	-	-
168		A_B6000 Salaries, Wages & Benefits	-	-	-	-
169		A_B6200 Services & Fees	-	-	-	-
170		A_B6300 Travel	-	-	-	-
171	FC_B45 Restr	A_B6400 Supplies	-	-	-	-
172	Govt Funds	A_B6450 Utilities	-	-	-	-
173		A_B6500 Repairs & Maintenance	-	-	-	-
174		A_B6550 Rentals & Leases	-	-	-	-
175		A_B6575 Interest Expense	-	-	-	-
176		A_B6600 Claims & Judgements	-	-	-	-
177		A_B6650 Other Expense	-	-	-	-
178		A_B6700 Subcontracts	-	-	-	-
179		A_B6900 Depreciation & Amortization	-	-	-	-
180		A_B7000 Capital Expense	-	-	-	-
181		A_B7200 Discontinued Operations	-	-	-	-
182		A_B7500 Other Non Operating Expenses	-	-	-	-
183		A_B7600 Internal Allocations & Sales	-	-	-	-
184		A_B7700 Funding Tranfers	-	-	-	-
185		Total_Expenses Expenses	-	-	-	-
186		Statement of Activities Net Result	-	-	-	-


	A	B	C	D	E	F	
1							
2	O_12207: State Seed Lab						
3	Board of Trustees Report						
4	O_12207: State Seed Lab						
5			FY18		FY19		
6	Fund Class - Source	Summary Level Natural Accounts	Budget	Actual through March	Budget	Variance FY18 Budget to FY19 Budget	
7	FC_105 Unrestricted Operating Class	A_B4000 Tuition & Educational Fees	-	-	-	-	
8		A_B4100 Sales of Goods & Services	-	-	-	-	
9		A_B4300 Grants & Contracts	-	-	-	-	
10		A_43501 Federal Appropriations	-	-	-	-	
11		A_B4400 Other Operating Revenue	-	-	-	-	
12		A_B5000 Non Operating Revenues	-	-	-	-	
13		A_B5100 Appropriations	-	-	-	-	
14		A_B5300 Gifts	-	-	-	-	
15		A_B5500 Investment Income	-	-	-	-	
16		A_B5600 Other Non Operating Revenues	-	-	-	-	
17			Total Revenue Revenue	-	-	-	-
18			A_B6000 Salaries, Wages & Benefits	52,781	-	-	(52,781)
19			A_B6200 Services & Fees	-	-	-	-
20			A_B6300 Travel	-	160	-	-
21			A_B6400 Supplies	-	-	-	-
22			A_B6450 Utilities	-	-	-	-
23			A_B6500 Repairs & Maintenance	-	-	-	-
24			A_B6550 Rentals & Leases	-	-	-	-
25			A_B6575 Interest Expense	-	-	-	-
26			A_B6600 Claims & Judgements	-	-	-	-
27			A_B6650 Other Expense	-	-	-	-
28			A_B6700 Subcontracts	-	-	-	-
29			A_B6900 Depreciation & Amortization	-	-	-	-
30			A_B7000 Capital Expense	-	-	-	-
31			A_B7200 Discontinued Operations	-	-	-	-
32			A_B7500 Other Non Operating Expenses	-	-	-	-
33			A_B7600 Internal Allocations & Sales	-	-	-	-
34			A_B7700 Funding Trfers	(52,781)	-	-	52,781
35			Total Expenses Expenses	-	160	-	-
36			Statement of Activities Net Result	-	160	-	-
37		FC_B20 Designated Op	A_B4000 Tuition & Educational Fees	-	-	-	-
38			A_B4100 Sales of Goods & Services	-	-	-	-
39			A_B4300 Grants & Contracts	-	-	-	-
40			A_43501 Federal Appropriations	-	-	-	-
41			A_B4400 Other Operating Revenue	-	-	-	-
42			A_B5000 Non Operating Revenues	-	-	-	-
43	A_B5100 Appropriations		-	-	-	-	
44	A_B5300 Gifts		-	-	-	-	
45	A_B5500 Investment Income		-	-	-	-	
46	A_B5600 Other Non Operating Revenues		-	-	-	-	
47			Total Revenue Revenue	-	-	-	-
48			A_B6000 Salaries, Wages & Benefits	-	-	-	-
49			A_B6200 Services & Fees	-	-	-	-
50			A_B6300 Travel	-	-	-	-
51			A_B6400 Supplies	-	-	-	-
52			A_B6450 Utilities	-	-	-	-
53			A_B6500 Repairs & Maintenance	-	-	-	-
54			A_B6550 Rentals & Leases	-	-	-	-
55			A_B6575 Interest Expense	-	-	-	-
56			A_B6600 Claims & Judgements	-	-	-	-
57			A_B6650 Other Expense	-	-	-	-
58			A_B6700 Subcontracts	-	-	-	-
59			A_B6900 Depreciation & Amortization	-	-	-	-
60			A_B7000 Capital Expense	-	-	-	-
61			A_B7200 Discontinued Operations	-	-	-	-
62			A_B7500 Other Non Operating Expenses	-	-	-	-
63			A_B7600 Internal Allocations & Sales	-	-	-	-
64			A_B7700 Funding Trfers	-	-	-	-
65			Total Expenses Expenses	-	-	-	-
66			Statement of Activities Net Result	-	-	-	-


	A	B	C	D	E	F
1						
2	O_12207: State Seed Lab					
3	Board of Trustees Report					
4	O_12207: State Seed Lab					
5			FY18		FY19	
6	Fund Class - Source	Summary Level Natural Accounts	Budget	Actual through March	Budget	Variance FY18 Budget to FY19 Budget
67		A_B4000 Tuition & Educational Fees	-	-	-	-
68		A_B4100 Sales of Goods & Services	-	-	-	-
69		A_B4300 Grants & Contracts	-	-	-	-
70		A_43501 Federal Appropriations	-	-	-	-
71		A_B4400 Other Operating Revenue	-	-	-	-
72		A_B5000 Non Operating Revenues	-	-	-	-
73		A_B5100 Appropriations	-	-	-	-
74		A_B5300 Gifts	-	-	-	-
75		A_B5500 Investment Income	-	-	-	-
76		A_B5600 Other Non Operating Revenues	-	-	-	-
77		Total_Revenue Revenue	-	-	-	-
78		A_B6000 Salaries, Wages & Benefits	-	-	-	-
79		A_B6200 Services & Fees	-	-	-	-
80		A_B6300 Travel	-	-	-	-
81	FC_B30 Restr	A_B6400 Supplies	-	-	-	-
82	Expendable Op	A_B6450 Utilities	-	-	-	-
83		A_B6500 Repairs & Maintenance	-	-	-	-
84		A_B6550 Rentals & Leases	-	-	-	-
85		A_B6575 Interest Expense	-	-	-	-
86		A_B6600 Claims & Judgements	-	-	-	-
87		A_B6650 Other Expense	-	-	-	-
88		A_B6700 Subcontracts	-	-	-	-
89		A_B6900 Depreciation & Amortization	-	-	-	-
90		A_B7000 Capital Expense	-	-	-	-
91		A_B7200 Discontinued Operations	-	-	-	-
92		A_B7500 Other Non Operating Expenses	-	-	-	-
93		A_B7600 Internal Allocations & Sales	-	-	-	-
94		A_B7700 Funding Tranfers	-	-	-	-
95		Total_Expenses Expenses	-	-	-	-
96		Statement of Activities Net Result	-	-	-	-
97		A_B4000 Tuition & Educational Fees	-	-	-	-
98		A_B4100 Sales of Goods & Services	-	-	-	-
99		A_B4300 Grants & Contracts	-	-	-	-
100		A_43501 Federal Appropriations	-	-	-	-
101		A_B4400 Other Operating Revenue	-	-	-	-
102		A_B5000 Non Operating Revenues	-	-	-	-
103		A_B5100 Appropriations	-	-	-	-
104		A_B5300 Gifts	-	-	-	-
105		A_B5500 Investment Income	-	-	-	-
106		A_B5600 Other Non Operating Revenues	-	-	-	-
107		Total_Revenue Revenue	-	-	-	-
108		A_B6000 Salaries, Wages & Benefits	-	-	-	-
109		A_B6200 Services & Fees	-	-	-	-
110		A_B6300 Travel	-	-	-	-
111	FC_B35 Restr	A_B6400 Supplies	-	-	-	-
112	Expendable Non Op	A_B6450 Utilities	-	-	-	-
113		A_B6500 Repairs & Maintenance	-	-	-	-
114		A_B6550 Rentals & Leases	-	-	-	-
115		A_B6575 Interest Expense	-	-	-	-
116		A_B6600 Claims & Judgements	-	-	-	-
117		A_B6650 Other Expense	-	-	-	-
118		A_B6700 Subcontracts	-	-	-	-
119		A_B6900 Depreciation & Amortization	-	-	-	-
120		A_B7000 Capital Expense	-	-	-	-
121		A_B7200 Discontinued Operations	-	-	-	-
122		A_B7500 Other Non Operating Expenses	-	-	-	-
123		A_B7600 Internal Allocations & Sales	-	-	-	-
124		A_B7700 Funding Tranfers	-	-	-	-
125		Total_Expenses Expenses	-	-	-	-
126		Statement of Activities Net Result	-	-	-	-


	A	B	C	D	E	F
1						
2	O_12207: State Seed Lab					
3	Board of Trustees Report					
4	O_12207: State Seed Lab					
5			FY18		FY19	
6	Fund Class - Source	Summary Level Natural Accounts	Budget	Actual through March	Budget	Variance FY18 Budget to FY19 Budget
127		A_B4000 Tuition & Educational Fees	-	-	-	-
128		A_B4100 Sales of Goods & Services	-	-	-	-
129		A_B4300 Grants & Contracts	-	-	-	-
130		A_43501 Federal Appropriations	-	-	-	-
131		A_B4400 Other Operating Revenue	-	-	-	-
132		A_B5000 Non Operating Revenues	-	-	-	-
133		A_B5100 Appropriations	-	-	-	-
134		A_B5300 Gifts	-	-	-	-
135		A_B5500 Investment Income	-	-	-	-
136		A_B5600 Other Non Operating Revenues	-	-	-	-
137		Total_Revenue Revenue	-	-	-	-
138		A_B6000 Salaries, Wages & Benefits	-	-	-	-
139		A_B6200 Services & Fees	-	-	-	-
140		A_B6300 Travel	-	-	-	-
141	FC_B40 Restr	A_B6400 Supplies	-	-	-	-
142	Grants	A_B6450 Utilities	-	-	-	-
143		A_B6500 Repairs & Maintenance	-	-	-	-
144		A_B6550 Rentals & Leases	-	-	-	-
145		A_B6575 Interest Expense	-	-	-	-
146		A_B6600 Claims & Judgements	-	-	-	-
147		A_B6650 Other Expense	-	-	-	-
148		A_B6700 Subcontracts	-	-	-	-
149		A_B6900 Depreciation & Amortization	-	-	-	-
150		A_B7000 Capital Expense	-	-	-	-
151		A_B7200 Discontinued Operations	-	-	-	-
152		A_B7500 Other Non Operating Expenses	-	-	-	-
153		A_B7600 Internal Allocations & Sales	-	-	-	-
154		A_B7700 Funding Tranfers	-	-	-	-
155		Total_Expenses Expenses	-	-	-	-
156		Statement of Activities Net Result	-	-	-	-
157		A_B4000 Tuition & Educational Fees	-	-	-	-
158		A_B4100 Sales of Goods & Services	-	-	-	-
159		A_B4300 Grants & Contracts	-	-	-	-
160		A_43501 Federal Appropriations	-	-	-	-
161		A_B4400 Other Operating Revenue	-	-	-	-
162		A_B5000 Non Operating Revenues	-	-	-	-
163		A_B5100 Appropriations	-	-	-	-
164		A_B5300 Gifts	-	-	-	-
165		A_B5500 Investment Income	-	-	-	-
166		A_B5600 Other Non Operating Revenues	-	-	-	-
167		Total_Revenue Revenue	-	-	-	-
168		A_B6000 Salaries, Wages & Benefits	-	-	-	-
169		A_B6200 Services & Fees	-	-	-	-
170		A_B6300 Travel	-	-	-	-
171	FC_B45 Restr	A_B6400 Supplies	-	-	-	-
172	Govt Funds	A_B6450 Utilities	-	-	-	-
173		A_B6500 Repairs & Maintenance	-	-	-	-
174		A_B6550 Rentals & Leases	-	-	-	-
175		A_B6575 Interest Expense	-	-	-	-
176		A_B6600 Claims & Judgements	-	-	-	-
177		A_B6650 Other Expense	-	-	-	-
178		A_B6700 Subcontracts	-	-	-	-
179		A_B6900 Depreciation & Amortization	-	-	-	-
180		A_B7000 Capital Expense	-	-	-	-
181		A_B7200 Discontinued Operations	-	-	-	-
182		A_B7500 Other Non Operating Expenses	-	-	-	-
183		A_B7600 Internal Allocations & Sales	-	-	-	-
184		A_B7700 Funding Tranfers	-	-	-	-
185		Total_Expenses Expenses	-	-	-	-
186		Statement of Activities Net Result	-	-	-	-


	A	B	C	D	E	F	
1							
2	O_12001: College of Agriculture & Natural Resources Deans Office						
3	Board of Trustees Report						
4	O_12001: College of Agriculture & Natural Resources Deans Office						
5			FY18		FY19		
6	Fund Class - Source	Summary Level Natural Accounts	Budget	Actual through March	Budget	Variance FY18 Budget to FY19 Budget	
7	FC_105 Unrestricted Operating Class	A_B4000 Tuition & Educational Fees	(310,500)	(464,623)	(1,304,366)	(993,866)	
8		A_B4100 Sales of Goods & Services	-	(245)	-	-	
9		A_B4300 Grants & Contracts	-	-	-	-	
10		A_43501 Federal Appropriations	-	-	-	-	
11		A_B4400 Other Operating Revenue	(5,513)	-	-	5,513	
12		A_B5000 Non Operating Revenues	-	-	-	-	
13		A_B5100 Appropriations	(100,000)	(200,000)	(200,000)	(100,000)	
14		A_B5300 Gifts	-	-	-	-	
15		A_B5500 Investment Income	(371,408)	-	(500,000)	(128,592)	
16		A_B5600 Other Non Operating Revenues	(16,275)	-	-	16,275	
17			Total_Revenue Revenue	(803,696)	(664,868)	(2,004,366)	(1,200,670)
18			A_B6000 Salaries, Wages & Benefits	4,623,308	4,095,599	5,852,692	1,229,384
19			A_B6200 Services & Fees	165,996	16,414	68,346	(97,650)
20			A_B6300 Travel	66,500	66,156	97,358	30,858
21			A_B6400 Supplies	15,000	76,257	275,828	260,828
22			A_B6450 Utilities	-	-	800	800
23			A_B6500 Repairs & Maintenance	-	4,519	119	119
24			A_B6550 Rentals & Leases	-	1,160	250	250
25			A_B6575 Interest Expense	-	-	-	-
26			A_B6600 Claims & Judgements	-	-	-	-
27			A_B6650 Other Expense	-	14,253	43,323	43,323
28			A_B6700 Subcontracts	102,235	127	-	(102,235)
29			A_B6900 Depreciation & Amortization	-	-	-	-
30			A_B7000 Capital Expense	-	-	-	-
31			A_B7200 Discontinued Operations	-	-	-	-
32			A_B7500 Other Non Operating Expenses	-	-	(49,500)	(49,500)
33			A_B7600 Internal Allocations & Sales	(392,004)	2,145	(302,857)	89,148
34			A_B7700 Funding Tranfers	-	-	-	-
35			Total_Expenses Expenses	4,581,035	4,276,630	5,986,359	1,405,324
36			Statement of Activities Net Result	3,777,339	3,611,762	3,981,994	204,654
37		FC_B20 Designated Op	A_B4000 Tuition & Educational Fees	-	-	(243,465)	(243,465)
38			A_B4100 Sales of Goods & Services	-	-	-	-
39			A_B4300 Grants & Contracts	-	-	-	-
40			A_43501 Federal Appropriations	-	-	-	-
41			A_B4400 Other Operating Revenue	-	-	(425,780)	(425,780)
42			A_B5000 Non Operating Revenues	-	-	-	-
43	A_B5100 Appropriations		-	-	-	-	
44	A_B5300 Gifts		-	-	-	-	
45	A_B5500 Investment Income		-	-	-	-	
46	A_B5600 Other Non Operating Revenues		-	-	-	-	
47			Total_Revenue Revenue	-	-	(669,245)	(669,245)
48			A_B6000 Salaries, Wages & Benefits	-	-	191,325	191,325
49			A_B6200 Services & Fees	-	-	128,415	128,415
50			A_B6300 Travel	-	-	150,000	150,000
51			A_B6400 Supplies	-	11	1,056,502	1,056,502
52			A_B6450 Utilities	-	-	-	-
53			A_B6500 Repairs & Maintenance	-	-	132,063	132,063
54			A_B6550 Rentals & Leases	-	-	-	-
55			A_B6575 Interest Expense	-	-	-	-
56			A_B6600 Claims & Judgements	-	-	-	-
57			A_B6650 Other Expense	-	-	50,000	50,000
58			A_B6700 Subcontracts	-	-	-	-
59			A_B6900 Depreciation & Amortization	-	-	-	-
60			A_B7000 Capital Expense	-	-	-	-
61			A_B7200 Discontinued Operations	-	-	-	-
62			A_B7500 Other Non Operating Expenses	-	-	-	-
63			A_B7600 Internal Allocations & Sales	-	-	(1,040,000)	(1,040,000)
64			A_B7700 Funding Tranfers	-	-	-	-
65			Total_Expenses Expenses	-	11	668,305	668,305
66			Statement of Activities Net Result	-	11	(940)	(940)


	A	B	C	D	E	F
1						
2	O_12001: College of Agriculture & Natural Resources Deans Office					
3	Board of Trustees Report					
4	O_12001: College of Agriculture & Natural Resources Deans Office					
5				FY18	FY19	
6	Fund Class - Source	Summary Level Natural Accounts	Budget	Actual through March	Budget	Variance FY18 Budget to FY19 Budget
67		A_B4000 Tuition & Educational Fees	-	183,967	579,145	579,145
68		A_B4100 Sales of Goods & Services	-	-	-	-
69		A_B4300 Grants & Contracts	-	-	-	-
70		A_43501 Federal Appropriations	-	-	-	-
71		A_B4400 Other Operating Revenue	-	-	-	-
72		A_B5000 Non Operating Revenues	-	-	-	-
73		A_B5100 Appropriations	-	-	-	-
74		A_B5300 Gifts	-	(390,323)	(1,517,044)	(1,517,044)
75		A_B5500 Investment Income	-	-	-	-
76		A_B5600 Other Non Operating Revenues	-	-	-	-
77		Total_Revenue Revenue	-	(206,355)	(937,899)	(937,899)
78		A_B6000 Salaries, Wages & Benefits	-	183,113	339,475	339,475
79		A_B6200 Services & Fees	-	11,421	-	-
80		A_B6300 Travel	-	6,705	124,950	124,950
81	FC_B30 Restr Expendable Op	A_B6400 Supplies	-	7,815	290,500	290,500
82		A_B6450 Utilities	-	-	-	-
83		A_B6500 Repairs & Maintenance	-	-	100,000	100,000
84		A_B6550 Rentals & Leases	-	-	-	-
85		A_B6575 Interest Expense	-	-	-	-
86		A_B6600 Claims & Judgements	-	-	-	-
87		A_B6650 Other Expense	-	6,949	82,974	82,974
88		A_B6700 Subcontracts	-	150	-	-
89		A_B6900 Depreciation & Amortization	-	-	-	-
90		A_B7000 Capital Expense	-	-	-	-
91		A_B7200 Discontinued Operations	-	-	-	-
92		A_B7500 Other Non Operating Expenses	-	-	-	-
93		A_B7600 Internal Allocations & Sales	-	11,904	-	-
94		A_B7700 Funding Tranfers	-	-	-	-
95			Total_Expenses Expenses	-	228,056	937,899
96		Statement of Activities Net Result	-	21,700	-	-
97		A_B4000 Tuition & Educational Fees	-	-	-	-
98		A_B4100 Sales of Goods & Services	-	-	-	-
99		A_B4300 Grants & Contracts	-	-	-	-
100		A_43501 Federal Appropriations	-	-	-	-
101		A_B4400 Other Operating Revenue	-	-	-	-
102		A_B5000 Non Operating Revenues	-	-	-	-
103		A_B5100 Appropriations	-	-	-	-
104		A_B5300 Gifts	-	-	-	-
105		A_B5500 Investment Income	-	-	-	-
106		A_B5600 Other Non Operating Revenues	-	-	-	-
107		Total_Revenue Revenue	-	-	-	-
108		A_B6000 Salaries, Wages & Benefits	-	-	-	-
109		A_B6200 Services & Fees	-	-	-	-
110		A_B6300 Travel	-	-	-	-
111	FC_B35 Restr Expendable Non Op	A_B6400 Supplies	-	-	-	-
112		A_B6450 Utilities	-	-	-	-
113		A_B6500 Repairs & Maintenance	-	-	-	-
114		A_B6550 Rentals & Leases	-	-	-	-
115		A_B6575 Interest Expense	-	-	-	-
116		A_B6600 Claims & Judgements	-	-	-	-
117		A_B6650 Other Expense	-	-	-	-
118		A_B6700 Subcontracts	-	-	-	-
119		A_B6900 Depreciation & Amortization	-	-	-	-
120		A_B7000 Capital Expense	-	-	-	-
121		A_B7200 Discontinued Operations	-	-	-	-
122		A_B7500 Other Non Operating Expenses	-	-	-	-
123		A_B7600 Internal Allocations & Sales	-	-	-	-
124		A_B7700 Funding Tranfers	-	-	-	-
125			Total_Expenses Expenses	-	-	-
126		Statement of Activities Net Result	-	-	-	-


	A	B	C	D	E	F
1						
2	O_12001: College of Agriculture & Natural Resources Deans Office					
3	Board of Trustees Report					
4	O_12001: College of Agriculture & Natural Resources Deans Office					
5				FY18	FY19	
6	Fund Class - Source	Summary Level Natural Accounts	Budget	Actual through March	Budget	Variance FY18 Budget to FY19 Budget
127		A_B4000 Tuition & Educational Fees	-	-	197	197
128		A_B4100 Sales of Goods & Services	-	-	-	-
129		A_B4300 Grants & Contracts	-	(276,507)	26,739	26,739
130		A_43501 Federal Appropriations	-	-	-	-
131		A_B4400 Other Operating Revenue	-	-	-	-
132		A_B5000 Non Operating Revenues	-	-	-	-
133		A_B5100 Appropriations	-	-	-	-
134		A_B5300 Gifts	-	-	-	-
135		A_B5500 Investment Income	-	-	-	-
136		A_B5600 Other Non Operating Revenues	-	-	1,481	1,481
137		Total_Revenue Revenue	-	(276,507)	28,417	28,417
138		A_B6000 Salaries, Wages & Benefits	-	209,734	(567,288)	(567,288)
139		A_B6200 Services & Fees	-	2,601	(2,201)	(2,201)
140		A_B6300 Travel	-	122	666	666
141	FC_B40 Restr	A_B6400 Supplies	-	21,060	8,277	8,277
142	Grants	A_B6450 Utilities	-	-	-	-
143		A_B6500 Repairs & Maintenance	-	4,129	-	-
144		A_B6550 Rentals & Leases	-	-	1,062	1,062
145		A_B6575 Interest Expense	-	-	-	-
146		A_B6600 Claims & Judgements	-	-	-	-
147		A_B6650 Other Expense	-	3,074	847	847
148		A_B6700 Subcontracts	-	-	-	-
149		A_B6900 Depreciation & Amortization	-	-	-	-
150		A_B7000 Capital Expense	-	-	-	-
151		A_B7200 Discontinued Operations	-	-	-	-
152		A_B7500 Other Non Operating Expenses	-	-	3,163	3,163
153		A_B7600 Internal Allocations & Sales	-	-	-	-
154		A_B7700 Funding Tranfers	-	-	-	-
155		Total_Expenses Expenses	-	240,720	(555,474)	(555,474)
156		Statement of Activities Net Result	-	(35,787)	(527,057)	(527,057)
157		A_B4000 Tuition & Educational Fees	-	-	-	-
158		A_B4100 Sales of Goods & Services	-	-	-	-
159		A_B4300 Grants & Contracts	-	-	-	-
160		A_43501 Federal Appropriations	-	-	-	-
161		A_B4400 Other Operating Revenue	-	-	-	-
162		A_B5000 Non Operating Revenues	-	-	-	-
163		A_B5100 Appropriations	-	-	-	-
164		A_B5300 Gifts	-	-	-	-
165		A_B5500 Investment Income	-	-	-	-
166		A_B5600 Other Non Operating Revenues	-	-	-	-
167		Total_Revenue Revenue	-	-	-	-
168		A_B6000 Salaries, Wages & Benefits	-	-	-	-
169		A_B6200 Services & Fees	-	-	-	-
170		A_B6300 Travel	-	-	-	-
171	FC_B45 Restr	A_B6400 Supplies	-	-	-	-
172	Govt Funds	A_B6450 Utilities	-	-	-	-
173		A_B6500 Repairs & Maintenance	-	-	-	-
174		A_B6550 Rentals & Leases	-	-	-	-
175		A_B6575 Interest Expense	-	-	-	-
176		A_B6600 Claims & Judgements	-	-	-	-
177		A_B6650 Other Expense	-	-	-	-
178		A_B6700 Subcontracts	-	-	-	-
179		A_B6900 Depreciation & Amortization	-	-	-	-
180		A_B7000 Capital Expense	-	-	-	-
181		A_B7200 Discontinued Operations	-	-	-	-
182		A_B7500 Other Non Operating Expenses	-	-	-	-
183		A_B7600 Internal Allocations & Sales	-	-	-	-
184		A_B7700 Funding Tranfers	-	-	-	-
185		Total_Expenses Expenses	-	-	-	-
186		Statement of Activities Net Result	-	-	-	-


	A	B	C	D	E	F	
1							
2	O_12002: Rodeo						
3	Board of Trustees Report						
4	O_12002: Rodeo						
5			FY18		FY19		
6	Fund Class - Source	Summary Level Natural Accounts	Budget	Actual through March	Budget	Variance FY18 Budget to FY19 Budget	
7	FC_105 Unrestricted Operating Class	A_B4000 Tuition & Educational Fees	-	-	-	-	
8		A_B4100 Sales of Goods & Services	-	(12,200)	-	-	
9		A_B4300 Grants & Contracts	-	-	-	-	
10		A_43501 Federal Appropriations	-	-	-	-	
11		A_B4400 Other Operating Revenue	-	(5,897)	-	-	
12		A_B5000 Non Operating Revenues	-	-	-	-	
13		A_B5100 Appropriations	(50,000)	-	-	50,000	
14		A_B5300 Gifts	-	-	-	-	
15		A_B5500 Investment Income	-	-	-	-	
16		A_B5600 Other Non Operating Revenues	-	-	(10,000)	(10,000)	
17		Total_Revenue Revenue	(50,000)	(18,098)	(10,000)	40,000	
18		A_B6000 Salaries, Wages & Benefits	53,433	60,994	121,126	67,693	
19		A_B6200 Services & Fees	-	3,907	21,630	21,630	
20		A_B6300 Travel	12,000	14,174	20,000	8,000	
21		A_B6400 Supplies	10,542	19,428	20,000	9,458	
22		A_B6450 Utilities	-	-	-	-	
23		A_B6500 Repairs & Maintenance	-	-	-	-	
24		A_B6550 Rentals & Leases	10,000	8,527	-	(10,000)	
25		A_B6575 Interest Expense	-	-	-	-	
26		A_B6600 Claims & Judgements	-	-	-	-	
27		A_B6650 Other Expense	-	645	-	-	
28		A_B6700 Subcontracts	-	-	-	-	
29		A_B6900 Depreciation & Amortization	-	-	-	-	
30		A_B7000 Capital Expense	-	-	-	-	
31		A_B7200 Discontinued Operations	-	-	-	-	
32		A_B7500 Other Non Operating Expenses	-	(2,000)	-	-	
33		A_B7600 Internal Allocations & Sales	-	389	-	-	
34		A_B7700 Funding Trfers	-	-	-	-	
35		Total_Expenses Expenses	85,975	106,064	182,756	96,781	
36		Statement of Activities Net Result	35,975	87,967	172,756	136,781	
37		FC_B20 Designated Op	A_B4000 Tuition & Educational Fees	-	-	-	-
38			A_B4100 Sales of Goods & Services	-	-	-	-
39			A_B4300 Grants & Contracts	-	-	-	-
40			A_43501 Federal Appropriations	-	-	-	-
41			A_B4400 Other Operating Revenue	-	-	(17,500)	(17,500)
42			A_B5000 Non Operating Revenues	-	-	-	-
43	A_B5100 Appropriations		-	-	-	-	
44	A_B5300 Gifts		-	-	-	-	
45	A_B5500 Investment Income		-	-	-	-	
46	A_B5600 Other Non Operating Revenues		-	-	-	-	
47	Total_Revenue Revenue		-	-	(17,500)	(17,500)	
48	A_B6000 Salaries, Wages & Benefits		-	-	-	-	
49	A_B6200 Services & Fees		-	-	-	-	
50	A_B6300 Travel		-	-	-	-	
51	A_B6400 Supplies		-	-	17,500	17,500	
52	A_B6450 Utilities		-	-	-	-	
53	A_B6500 Repairs & Maintenance		-	-	-	-	
54	A_B6550 Rentals & Leases		-	-	-	-	
55	A_B6575 Interest Expense		-	-	-	-	
56	A_B6600 Claims & Judgements		-	-	-	-	
57	A_B6650 Other Expense		-	-	-	-	
58	A_B6700 Subcontracts		-	-	-	-	
59	A_B6900 Depreciation & Amortization		-	-	-	-	
60	A_B7000 Capital Expense		-	-	-	-	
61	A_B7200 Discontinued Operations		-	-	-	-	
62	A_B7500 Other Non Operating Expenses		-	-	-	-	
63	A_B7600 Internal Allocations & Sales		-	-	-	-	
64	A_B7700 Funding Trfers		-	-	-	-	
65	Total_Expenses Expenses		-	-	17,500	17,500	
66	Statement of Activities Net Result		-	-	-	-	


	A	B	C	D	E	F
1						
2	O_12002: Rodeo					
3	Board of Trustees Report					
4	O_12002: Rodeo					
5			FY18		FY19	
6	Fund Class - Source	Summary Level Natural Accounts	Budget	Actual through March	Budget	Variance FY18 Budget to FY19 Budget
67		A_B4000 Tuition & Educational Fees	-	-	-	-
68		A_B4100 Sales of Goods & Services	-	-	-	-
69		A_B4300 Grants & Contracts	-	-	-	-
70		A_43501 Federal Appropriations	-	-	-	-
71		A_B4400 Other Operating Revenue	-	-	-	-
72		A_B5000 Non Operating Revenues	-	-	-	-
73		A_B5100 Appropriations	-	-	-	-
74		A_B5300 Gifts	-	(19,750)	-	-
75		A_B5500 Investment Income	-	-	-	-
76		A_B5600 Other Non Operating Revenues	-	-	-	-
77		Total_Revenue Revenue	-	(19,750)	-	-
78		A_B6000 Salaries, Wages & Benefits	-	-	-	-
79		A_B6200 Services & Fees	-	-	-	-
80		A_B6300 Travel	-	-	-	-
81	FC_B30 Restr Expendable Op	A_B6400 Supplies	-	-	-	-
82		A_B6450 Utilities	-	-	-	-
83		A_B6500 Repairs & Maintenance	-	-	-	-
84		A_B6550 Rentals & Leases	-	-	-	-
85		A_B6575 Interest Expense	-	-	-	-
86		A_B6600 Claims & Judgements	-	-	-	-
87		A_B6650 Other Expense	-	2,250	-	-
88		A_B6700 Subcontracts	-	-	-	-
89		A_B6900 Depreciation & Amortization	-	-	-	-
90		A_B7000 Capital Expense	-	-	-	-
91		A_B7200 Discontinued Operations	-	-	-	-
92		A_B7500 Other Non Operating Expenses	-	-	-	-
93		A_B7600 Internal Allocations & Sales	-	(5,228)	-	-
94		A_B7700 Funding Tranfers	-	-	-	-
95		Total_Expenses Expenses	-	(2,978)	-	-
96	Statement of Activities Net Result	-	(22,728)	-	-	
97		A_B4000 Tuition & Educational Fees	-	-	-	-
98		A_B4100 Sales of Goods & Services	-	-	-	-
99		A_B4300 Grants & Contracts	-	-	-	-
100		A_43501 Federal Appropriations	-	-	-	-
101		A_B4400 Other Operating Revenue	-	-	-	-
102		A_B5000 Non Operating Revenues	-	-	-	-
103		A_B5100 Appropriations	-	-	-	-
104		A_B5300 Gifts	-	-	-	-
105		A_B5500 Investment Income	-	-	-	-
106		A_B5600 Other Non Operating Revenues	-	-	-	-
107		Total_Revenue Revenue	-	-	-	-
108		A_B6000 Salaries, Wages & Benefits	-	-	-	-
109		A_B6200 Services & Fees	-	-	-	-
110		A_B6300 Travel	-	-	-	-
111	FC_B35 Restr Expendable Non Op	A_B6400 Supplies	-	-	-	-
112		A_B6450 Utilities	-	-	-	-
113		A_B6500 Repairs & Maintenance	-	-	-	-
114		A_B6550 Rentals & Leases	-	-	-	-
115		A_B6575 Interest Expense	-	-	-	-
116		A_B6600 Claims & Judgements	-	-	-	-
117		A_B6650 Other Expense	-	-	-	-
118		A_B6700 Subcontracts	-	-	-	-
119		A_B6900 Depreciation & Amortization	-	-	-	-
120		A_B7000 Capital Expense	-	-	-	-
121		A_B7200 Discontinued Operations	-	-	-	-
122		A_B7500 Other Non Operating Expenses	-	-	-	-
123		A_B7600 Internal Allocations & Sales	-	-	-	-
124		A_B7700 Funding Tranfers	-	-	-	-
125		Total_Expenses Expenses	-	-	-	-
126	Statement of Activities Net Result	-	-	-	-	


	A	B	C	D	E	F
1						
2	O_12002: Rodeo					
3	Board of Trustees Report					
4	O_12002: Rodeo					
5				FY18	FY19	
6	Fund Class - Source	Summary Level Natural Accounts	Budget	Actual through March	Budget	Variance FY18 Budget to FY19 Budget
127		A_B4000 Tuition & Educational Fees	-	-	-	-
128		A_B4100 Sales of Goods & Services	-	-	-	-
129		A_B4300 Grants & Contracts	-	-	-	-
130		A_43501 Federal Appropriations	-	-	-	-
131		A_B4400 Other Operating Revenue	-	-	-	-
132		A_B5000 Non Operating Revenues	-	-	-	-
133		A_B5100 Appropriations	-	-	-	-
134		A_B5300 Gifts	-	-	-	-
135		A_B5500 Investment Income	-	-	-	-
136		A_B5600 Other Non Operating Revenues	-	-	-	-
137		Total_Revenue Revenue	-	-	-	-
138		A_B6000 Salaries, Wages & Benefits	-	-	-	-
139		A_B6200 Services & Fees	-	-	-	-
140		A_B6300 Travel	-	-	-	-
141	FC_B40 Restr	A_B6400 Supplies	-	-	-	-
142	Grants	A_B6450 Utilities	-	-	-	-
143		A_B6500 Repairs & Maintenance	-	-	-	-
144		A_B6550 Rentals & Leases	-	-	-	-
145		A_B6575 Interest Expense	-	-	-	-
146		A_B6600 Claims & Judgements	-	-	-	-
147		A_B6650 Other Expense	-	-	-	-
148		A_B6700 Subcontracts	-	-	-	-
149		A_B6900 Depreciation & Amortization	-	-	-	-
150		A_B7000 Capital Expense	-	-	-	-
151		A_B7200 Discontinued Operations	-	-	-	-
152		A_B7500 Other Non Operating Expenses	-	-	-	-
153		A_B7600 Internal Allocations & Sales	-	-	-	-
154		A_B7700 Funding Tranfers	-	-	-	-
155		Total_Expenses Expenses	-	-	-	-
156		Statement of Activities Net Result	-	-	-	-
157		A_B4000 Tuition & Educational Fees	-	-	-	-
158		A_B4100 Sales of Goods & Services	-	-	-	-
159		A_B4300 Grants & Contracts	-	-	-	-
160		A_43501 Federal Appropriations	-	-	-	-
161		A_B4400 Other Operating Revenue	-	-	-	-
162		A_B5000 Non Operating Revenues	-	-	-	-
163		A_B5100 Appropriations	-	-	-	-
164		A_B5300 Gifts	-	-	-	-
165		A_B5500 Investment Income	-	-	-	-
166		A_B5600 Other Non Operating Revenues	-	-	-	-
167		Total_Revenue Revenue	-	-	-	-
168		A_B6000 Salaries, Wages & Benefits	-	-	-	-
169		A_B6200 Services & Fees	-	-	-	-
170		A_B6300 Travel	-	-	-	-
171	FC_B45 Restr	A_B6400 Supplies	-	-	-	-
172	Govt Funds	A_B6450 Utilities	-	-	-	-
173		A_B6500 Repairs & Maintenance	-	-	-	-
174		A_B6550 Rentals & Leases	-	-	-	-
175		A_B6575 Interest Expense	-	-	-	-
176		A_B6600 Claims & Judgements	-	-	-	-
177		A_B6650 Other Expense	-	-	-	-
178		A_B6700 Subcontracts	-	-	-	-
179		A_B6900 Depreciation & Amortization	-	-	-	-
180		A_B7000 Capital Expense	-	-	-	-
181		A_B7200 Discontinued Operations	-	-	-	-
182		A_B7500 Other Non Operating Expenses	-	-	-	-
183		A_B7600 Internal Allocations & Sales	-	-	-	-
184		A_B7700 Funding Tranfers	-	-	-	-
185		Total_Expenses Expenses	-	-	-	-
186		Statement of Activities Net Result	-	-	-	-


	A	B	C	D	E	F	
1							
2	O_C1300: College of Arts & Sciences Subdivision						
3	Board of Trustees Report						
4	O_C1300: College of Arts & Sciences Subdivision						
5			FY18		FY19		
6	Fund Class - Source	Summary Level Natural Accounts	Budget	Actual through March	Budget	Variance FY18 Budget to FY19 Budget	
7	FC_105 Unrestricted Operating Class	A_B4000 Tuition & Educational Fees	(3,192,619)	(2,541,050)	(3,913,381)	(720,762)	
8		A_B4100 Sales of Goods & Services	(179,100)	(315,972)	(311,000)	(131,900)	
9		A_B4300 Grants & Contracts	-	-	-	-	
10		A_43501 Federal Appropriations	-	-	-	-	
11		A_B4400 Other Operating Revenue	(435,409)	(122,370)	(120,600)	314,809	
12		A_B5000 Non Operating Revenues	-	-	-	-	
13		A_B5100 Appropriations	(1,020,000)	-	-	1,020,000	
14		A_B5300 Gifts	(63,899)	(9,077)	-	63,899	
15		A_B5500 Investment Income	-	-	-	-	
16		A_B5600 Other Non Operating Revenues	(520,855)	(44,563)	(65,000)	455,855	
17			Total_Revenue Revenue	(5,411,881)	(3,033,031)	(4,409,981)	1,001,900
18			A_B6000 Salaries, Wages & Benefits	45,040,224	32,682,961	45,207,081	166,857
19			A_B6200 Services & Fees	1,151,599	303,483	289,834	(861,765)
20			A_B6300 Travel	929,931	529,488	894,446	(35,485)
21			A_B6400 Supplies	1,437,300	472,197	595,935	(841,365)
22			A_B6450 Utilities	-	3,991	600	600
23			A_B6500 Repairs & Maintenance	57,491	34,378	105,600	48,109
24			A_B6550 Rentals & Leases	10,825	8,213	5,050	(5,775)
25			A_B6575 Interest Expense	-	-	-	-
26			A_B6600 Claims & Judgements	-	-	-	-
27			A_B6650 Other Expense	488,564	331,336	223,655	(264,909)
28			A_B6700 Subcontracts	5,650	446	1,300	(4,350)
29			A_B6900 Depreciation & Amortization	-	5,707	-	-
30			A_B7000 Capital Expense	-	-	-	-
31			A_B7200 Discontinued Operations	-	-	-	-
32			A_B7500 Other Non Operating Expenses	400	(5,873)	(82,500)	(82,900)
33			A_B7600 Internal Allocations & Sales	(2,842,472)	129,685	(2,081,834)	760,638
34			A_B7700 Funding Trnfers	(514,966)	-	(811,624)	(296,658)
35			Total_Expenses Expenses	45,764,547	34,496,012	44,347,543	(1,417,004)
36			Statement of Activities Net Result	40,352,666	31,462,982	39,937,562	(415,104)
37		FC_B20 Designated Op	A_B4000 Tuition & Educational Fees	(470,698)	(258,479)	(1,558,505)	(1,087,807)
38			A_B4100 Sales of Goods & Services	(10,000)	(16,795)	(8,500)	1,500
39			A_B4300 Grants & Contracts	(777,708)	(9,632)	(451,300)	326,408
40			A_43501 Federal Appropriations	-	-	-	-
41			A_B4400 Other Operating Revenue	(65,407)	(37,794)	(537,840)	(472,433)
42			A_B5000 Non Operating Revenues	-	-	-	-
43	A_B5100 Appropriations		-	-	-	-	
44	A_B5300 Gifts		(19,500)	(163)	-	19,500	
45	A_B5500 Investment Income		-	-	-	-	
46	A_B5600 Other Non Operating Revenues		(2,600)	(83)	(14,000)	(11,400)	
47			Total_Revenue Revenue	(1,345,913)	(322,945)	(2,570,145)	(1,224,232)
48			A_B6000 Salaries, Wages & Benefits	800,633	692,714	1,479,284	678,651
49			A_B6200 Services & Fees	56,101	38,852	194,951	138,850
50			A_B6300 Travel	89,492	75,252	301,100	211,608
51			A_B6400 Supplies	504,356	209,307	2,306,237	1,801,881
52			A_B6450 Utilities	22	675	-	(22)
53			A_B6500 Repairs & Maintenance	40,000	17,481	428,441	388,441
54			A_B6550 Rentals & Leases	1,311	23,204	29,100	27,789
55			A_B6575 Interest Expense	-	-	-	-
56			A_B6600 Claims & Judgements	-	-	-	-
57			A_B6650 Other Expense	34,501	9,710	435,514	401,013
58			A_B6700 Subcontracts	1,000	8,456	-	(1,000)
59			A_B6900 Depreciation & Amortization	-	3,811	-	-
60			A_B7000 Capital Expense	-	17,318	242,500	242,500
61			A_B7200 Discontinued Operations	-	-	-	-
62			A_B7500 Other Non Operating Expenses	-	-	-	-
63			A_B7600 Internal Allocations & Sales	(66,700)	7,648	(599,465)	(532,765)
64			A_B7700 Funding Trnfers	(219,193)	-	(2,392,034)	(2,172,841)
65			Total_Expenses Expenses	1,241,522	1,104,428	2,425,627	1,184,105
66			Statement of Activities Net Result	(104,391)	781,483	(144,517)	(40,126)


	A	B	C	D	E	F
1						
2	O_C1300: College of Arts & Sciences Subdivision					
3	Board of Trustees Report					
4	O_C1300: College of Arts & Sciences Subdivision					
5				FY18	FY19	
6	Fund Class - Source	Summary Level Natural Accounts	Budget	Actual through March	Budget	Variance FY18 Budget to FY19 Budget
67		A_B4000 Tuition & Educational Fees	-	424,288	933,231	933,231
68		A_B4100 Sales of Goods & Services	-	-	-	-
69		A_B4300 Grants & Contracts	-	-	-	-
70		A_43501 Federal Appropriations	-	-	-	-
71		A_B4400 Other Operating Revenue	-	-	-	-
72		A_B5000 Non Operating Revenues	-	-	-	-
73		A_B5100 Appropriations	-	(59,736)	-	-
74		A_B5300 Gifts	-	(1,731,061)	(3,703,625)	(3,703,625)
75		A_B5500 Investment Income	-	-	-	-
76		A_B5600 Other Non Operating Revenues	-	-	-	-
77		Total Revenue Revenue	-	(1,366,509)	(2,770,394)	(2,770,394)
78		A_B6000 Salaries, Wages & Benefits	-	812,244	1,069,494	1,069,494
79		A_B6200 Services & Fees	-	332,220	328,447	328,447
80		A_B6300 Travel	-	209,385	759,498	759,498
81	FC_B30 Restr	A_B6400 Supplies	-	271,398	351,009	351,009
82	Expendable Op	A_B6450 Utilities	-	100	500	500
83		A_B6500 Repairs & Maintenance	-	8,166	135,384	135,384
84		A_B6550 Rentals & Leases	-	7,100	9,500	9,500
85		A_B6575 Interest Expense	-	-	-	-
86		A_B6600 Claims & Judgements	-	-	-	-
87		A_B6650 Other Expense	-	49,371	245,792	245,792
88		A_B6700 Subcontracts	-	438	2,707	2,707
89		A_B6900 Depreciation & Amortization	-	-	-	-
90		A_B7000 Capital Expense	-	2,563	30,000	30,000
91		A_B7200 Discontinued Operations	-	-	-	-
92		A_B7500 Other Non Operating Expenses	-	-	-	-
93		A_B7600 Internal Allocations & Sales	-	52,055	37,473	37,473
94		A_B7700 Funding Tranfers	-	-	(199,409)	(199,409)
95		Total Expenses Expenses	-	1,745,041	2,770,394	2,770,394
96		Statement of Activities Net Result	-	378,533	-	-
97		A_B4000 Tuition & Educational Fees	-	-	168,500	168,500
98		A_B4100 Sales of Goods & Services	-	-	-	-
99		A_B4300 Grants & Contracts	-	-	-	-
100		A_43501 Federal Appropriations	-	-	-	-
101		A_B4400 Other Operating Revenue	-	-	-	-
102		A_B5000 Non Operating Revenues	-	-	-	-
103		A_B5100 Appropriations	-	-	-	-
104		A_B5300 Gifts	-	-	(181,000)	(181,000)
105		A_B5500 Investment Income	-	-	-	-
106		A_B5600 Other Non Operating Revenues	-	-	-	-
107		Total Revenue Revenue	-	-	(12,500)	(12,500)
108		A_B6000 Salaries, Wages & Benefits	-	-	6,000	6,000
109		A_B6200 Services & Fees	-	-	-	-
110		A_B6300 Travel	-	-	1,000	1,000
111	FC_B35 Restr	A_B6400 Supplies	-	-	5,000	5,000
112	Expendable Non Op	A_B6450 Utilities	-	-	-	-
113		A_B6500 Repairs & Maintenance	-	-	-	-
114		A_B6550 Rentals & Leases	-	-	-	-
115		A_B6575 Interest Expense	-	-	-	-
116		A_B6600 Claims & Judgements	-	-	-	-
117		A_B6650 Other Expense	-	-	500	500
118		A_B6700 Subcontracts	-	-	-	-
119		A_B6900 Depreciation & Amortization	-	-	-	-
120		A_B7000 Capital Expense	-	-	-	-
121		A_B7200 Discontinued Operations	-	-	-	-
122		A_B7500 Other Non Operating Expenses	-	-	-	-
123		A_B7600 Internal Allocations & Sales	-	-	-	-
124		A_B7700 Funding Tranfers	-	-	-	-
125		Total Expenses Expenses	-	-	12,500	12,500
126		Statement of Activities Net Result	-	-	-	-


	A	B	C	D	E	F	
1							
2	O_C1300: College of Arts & Sciences Subdivision						
3	Board of Trustees Report						
4	O_C1300: College of Arts & Sciences Subdivision						
5			FY18		FY19		
6	Fund Class - Source	Summary Level Natural Accounts	Budget	Actual through March	Budget	Variance FY18 Budget to FY19 Budget	
127	FC_B40 Restr Grants	A_B4000 Tuition & Educational Fees	-	-	70,880	70,880	
128		A_B4100 Sales of Goods & Services	-	-	-	-	
129		A_B4300 Grants & Contracts	-	(13,107,910)	(19,521,522)	(19,521,522)	
130		A_43501 Federal Appropriations	-	-	-	-	
131		A_B4400 Other Operating Revenue	-	-	-	-	
132		A_B5000 Non Operating Revenues	-	-	-	-	
133		A_B5100 Appropriations	-	-	-	-	
134		A_B5300 Gifts	-	-	-	-	
135		A_B5500 Investment Income	-	-	-	-	
136		A_B5600 Other Non Operating Revenues	-	(1,698,152)	2,217,374	2,217,374	
137			Total_Revenue Revenue	-	(14,806,062)	(17,233,269)	(17,233,269)
138			A_B6000 Salaries, Wages & Benefits	-	4,604,082	6,306,232	6,306,232
139			A_B6200 Services & Fees	-	649,982	1,337,823	1,337,823
140			A_B6300 Travel	-	522,824	717,704	717,704
141			A_B6400 Supplies	-	740,876	2,294,463	2,294,463
142			A_B6450 Utilities	-	409	-	-
143			A_B6500 Repairs & Maintenance	-	17,830	-	-
144			A_B6550 Rentals & Leases	-	85,075	2,257,413	2,257,413
145			A_B6575 Interest Expense	-	-	-	-
146			A_B6600 Claims & Judgements	-	-	-	-
147			A_B6650 Other Expense	-	2,469,656	82,680	82,680
148			A_B6700 Subcontracts	-	891,438	(144,523)	(144,523)
149			A_B6900 Depreciation & Amortization	-	4,329	-	-
150			A_B7000 Capital Expense	-	12,988	-	-
151			A_B7200 Discontinued Operations	-	-	-	-
152			A_B7500 Other Non Operating Expenses	-	2,665	747,868	747,868
153			A_B7600 Internal Allocations & Sales	-	-	-	-
154			A_B7700 Funding Tranfers	-	-	-	-
155			Total_Expenses Expenses	-	10,002,153	13,599,661	13,599,661
156			Statement of Activities Net Result	-	(4,803,909)	(3,633,607)	(3,633,607)
157		FC_B45 Restr Govt Funds	A_B4000 Tuition & Educational Fees	-	-	-	-
158			A_B4100 Sales of Goods & Services	-	-	-	-
159			A_B4300 Grants & Contracts	-	-	-	-
160	A_43501 Federal Appropriations		-	-	-	-	
161	A_B4400 Other Operating Revenue		-	-	-	-	
162	A_B5000 Non Operating Revenues		-	-	-	-	
163	A_B5100 Appropriations		-	-	-	-	
164	A_B5300 Gifts		-	-	-	-	
165	A_B5500 Investment Income		-	-	-	-	
166	A_B5600 Other Non Operating Revenues		-	-	-	-	
167			Total_Revenue Revenue	-	-	-	-
168			A_B6000 Salaries, Wages & Benefits	-	-	-	-
169			A_B6200 Services & Fees	-	-	-	-
170			A_B6300 Travel	-	-	-	-
171			A_B6400 Supplies	-	-	-	-
172			A_B6450 Utilities	-	-	-	-
173			A_B6500 Repairs & Maintenance	-	-	-	-
174			A_B6550 Rentals & Leases	-	-	-	-
175			A_B6575 Interest Expense	-	-	-	-
176			A_B6600 Claims & Judgements	-	-	-	-
177			A_B6650 Other Expense	-	-	-	-
178			A_B6700 Subcontracts	-	-	-	-
179			A_B6900 Depreciation & Amortization	-	-	-	-
180			A_B7000 Capital Expense	-	-	-	-
181			A_B7200 Discontinued Operations	-	-	-	-
182			A_B7500 Other Non Operating Expenses	-	-	-	-
183			A_B7600 Internal Allocations & Sales	-	-	-	-
184			A_B7700 Funding Tranfers	-	-	-	-
185			Total_Expenses Expenses	-	-	-	-
186			Statement of Activities Net Result	-	-	-	-


	A	B	C	D	E	F	
1							
2	O_13001: College of Arts & Sciences Deans Office						
3	Board of Trustees Report						
4	O_13001: College of Arts & Sciences Deans Office						
5			FY18		FY19		
6	Fund Class - Source	Summary Level Natural Accounts	Budget	Actual through March	Budget	Variance FY18 Budget to FY19 Budget	
7	FC_105 Unrestricted Operating Class	A_B4000 Tuition & Educational Fees	(1,372,909)	(2,557,006)	(3,930,000)	(2,557,091)	
8		A_B4100 Sales of Goods & Services	-	-	-	-	
9		A_B4300 Grants & Contracts	-	-	-	-	
10		A_43501 Federal Appropriations	-	-	-	-	
11		A_B4400 Other Operating Revenue	-	(490)	-	-	
12		A_B5000 Non Operating Revenues	-	-	-	-	
13		A_B5100 Appropriations	(1,020,000)	-	-	1,020,000	
14		A_B5300 Gifts	-	-	-	-	
15		A_B5500 Investment Income	-	-	-	-	
16		A_B5600 Other Non Operating Revenues	-	-	-	-	
17			Total_Revenue Revenue	(2,392,909)	(2,557,496)	(3,930,000)	(1,537,091)
18			A_B6000 Salaries, Wages & Benefits	5,086,534	3,562,211	3,770,806	(1,315,728)
19			A_B6200 Services & Fees	280,200	75,656	15,050	(265,150)
20			A_B6300 Travel	168,479	95,264	136,550	(31,929)
21			A_B6400 Supplies	391,800	53,494	21,000	(370,800)
22			A_B6450 Utilities	-	-	-	-
23			A_B6500 Repairs & Maintenance	-	-	-	-
24			A_B6550 Rentals & Leases	-	25	-	-
25			A_B6575 Interest Expense	-	-	-	-
26			A_B6600 Claims & Judgements	-	-	-	-
27			A_B6650 Other Expense	214,400	100,843	17,550	(196,850)
28			A_B6700 Subcontracts	-	-	-	-
29			A_B6900 Depreciation & Amortization	-	-	-	-
30			A_B7000 Capital Expense	-	-	-	-
31			A_B7200 Discontinued Operations	-	-	-	-
32			A_B7500 Other Non Operating Expenses	-	-	(82,500)	(82,500)
33			A_B7600 Internal Allocations & Sales	(34,817)	48,639	(646,287)	(611,470)
34			A_B7700 Funding Tranfers	(199,967)	-	(800,000)	(600,033)
35			Total_Expenses Expenses	5,906,629	3,936,132	2,432,169	(3,474,460)
36			Statement of Activities Net Result	3,513,720	1,378,636	(1,497,831)	(5,011,551)
37		FC_B20 Designated Op	A_B4000 Tuition & Educational Fees	(299,975)	(115,571)	(1,433,625)	(1,133,650)
38			A_B4100 Sales of Goods & Services	-	-	-	-
39			A_B4300 Grants & Contracts	(452,527)	-	(110,000)	342,527
40			A_43501 Federal Appropriations	-	-	-	-
41			A_B4400 Other Operating Revenue	-	-	-	-
42			A_B5000 Non Operating Revenues	-	-	-	-
43	A_B5100 Appropriations		-	-	-	-	
44	A_B5300 Gifts		-	-	-	-	
45	A_B5500 Investment Income		-	-	-	-	
46	A_B5600 Other Non Operating Revenues		-	-	-	-	
47			Total_Revenue Revenue	(752,502)	(115,571)	(1,543,625)	(791,123)
48			A_B6000 Salaries, Wages & Benefits	-	2,572	468,556	468,556
49			A_B6200 Services & Fees	9,500	4,528	11,500	2,000
50			A_B6300 Travel	100	6,945	66,250	66,150
51			A_B6400 Supplies	196,775	124,585	758,498	561,723
52			A_B6450 Utilities	-	-	-	-
53			A_B6500 Repairs & Maintenance	-	-	64,592	64,592
54			A_B6550 Rentals & Leases	-	-	27,000	27,000
55			A_B6575 Interest Expense	-	-	-	-
56			A_B6600 Claims & Judgements	-	-	-	-
57			A_B6650 Other Expense	17,800	380	255,088	237,288
58			A_B6700 Subcontracts	-	-	-	-
59			A_B6900 Depreciation & Amortization	-	-	-	-
60			A_B7000 Capital Expense	-	2,362	-	-
61			A_B7200 Discontinued Operations	-	-	-	-
62			A_B7500 Other Non Operating Expenses	-	-	-	-
63			A_B7600 Internal Allocations & Sales	116,750	8,500	543,825	427,075
64			A_B7700 Funding Tranfers	329,077	-	(655,250)	(984,327)
65			Total_Expenses Expenses	670,002	149,871	1,540,059	870,057
66			Statement of Activities Net Result	(82,500)	34,300	(3,566)	78,934


	A	B	C	D	E	F
1						
2	O_13001: College of Arts & Sciences Deans Office					
3	Board of Trustees Report					
4	O_13001: College of Arts & Sciences Deans Office					
5				FY18	FY19	
6	Fund Class - Source	Summary Level Natural Accounts	Budget	Actual through March	Budget	Variance FY18 Budget to FY19 Budget
67		A_B4000 Tuition & Educational Fees	-	4,200	8,418	8,418
68		A_B4100 Sales of Goods & Services	-	-	-	-
69		A_B4300 Grants & Contracts	-	-	-	-
70		A_43501 Federal Appropriations	-	-	-	-
71		A_B4400 Other Operating Revenue	-	-	-	-
72		A_B5000 Non Operating Revenues	-	-	-	-
73		A_B5100 Appropriations	-	-	-	-
74		A_B5300 Gifts	-	(55,699)	(165,974)	(165,974)
75		A_B5500 Investment Income	-	-	-	-
76		A_B5600 Other Non Operating Revenues	-	-	-	-
77		Total_Revenue Revenue	-	(51,499)	(157,556)	(157,556)
78		A_B6000 Salaries, Wages & Benefits	-	-	52,244	52,244
79		A_B6200 Services & Fees	-	38,200	1,000	1,000
80		A_B6300 Travel	-	3,353	52,830	52,830
81	FC_B30 Restr Expendable Op	A_B6400 Supplies	-	683	-	-
82		A_B6450 Utilities	-	-	-	-
83		A_B6500 Repairs & Maintenance	-	-	-	-
84		A_B6550 Rentals & Leases	-	-	-	-
85		A_B6575 Interest Expense	-	-	-	-
86		A_B6600 Claims & Judgements	-	-	-	-
87		A_B6650 Other Expense	-	2,264	35,755	35,755
88		A_B6700 Subcontracts	-	-	-	-
89		A_B6900 Depreciation & Amortization	-	-	-	-
90		A_B7000 Capital Expense	-	-	-	-
91		A_B7200 Discontinued Operations	-	-	-	-
92		A_B7500 Other Non Operating Expenses	-	-	-	-
93		A_B7600 Internal Allocations & Sales	-	1,891	15,727	15,727
94		A_B7700 Funding Tranfers	-	-	-	-
95			Total_Expenses Expenses	-	46,391	157,556
96		Statement of Activities Net Result	-	(5,108)	-	-
97		A_B4000 Tuition & Educational Fees	-	-	-	-
98		A_B4100 Sales of Goods & Services	-	-	-	-
99		A_B4300 Grants & Contracts	-	-	-	-
100		A_43501 Federal Appropriations	-	-	-	-
101		A_B4400 Other Operating Revenue	-	-	-	-
102		A_B5000 Non Operating Revenues	-	-	-	-
103		A_B5100 Appropriations	-	-	-	-
104		A_B5300 Gifts	-	-	-	-
105		A_B5500 Investment Income	-	-	-	-
106		A_B5600 Other Non Operating Revenues	-	-	-	-
107		Total_Revenue Revenue	-	-	-	-
108		A_B6000 Salaries, Wages & Benefits	-	-	-	-
109		A_B6200 Services & Fees	-	-	-	-
110		A_B6300 Travel	-	-	-	-
111	FC_B35 Restr Expendable Non Op	A_B6400 Supplies	-	-	-	-
112		A_B6450 Utilities	-	-	-	-
113		A_B6500 Repairs & Maintenance	-	-	-	-
114		A_B6550 Rentals & Leases	-	-	-	-
115		A_B6575 Interest Expense	-	-	-	-
116		A_B6600 Claims & Judgements	-	-	-	-
117		A_B6650 Other Expense	-	-	-	-
118		A_B6700 Subcontracts	-	-	-	-
119		A_B6900 Depreciation & Amortization	-	-	-	-
120		A_B7000 Capital Expense	-	-	-	-
121		A_B7200 Discontinued Operations	-	-	-	-
122		A_B7500 Other Non Operating Expenses	-	-	-	-
123		A_B7600 Internal Allocations & Sales	-	-	-	-
124		A_B7700 Funding Tranfers	-	-	-	-
125			Total_Expenses Expenses	-	-	-
126		Statement of Activities Net Result	-	-	-	-


	A	B	C	D	E	F
1						
2	O_13001: College of Arts & Sciences Deans Office					
3	Board of Trustees Report					
4	O_13001: College of Arts & Sciences Deans Office					
5			FY18		FY19	
6	Fund Class - Source	Summary Level Natural Accounts	Budget	Actual through March	Budget	Variance FY18 Budget to FY19 Budget
127		A_B4000 Tuition & Educational Fees	-	-	-	-
128		A_B4100 Sales of Goods & Services	-	-	-	-
129		A_B4300 Grants & Contracts	-	-	-	-
130		A_43501 Federal Appropriations	-	-	-	-
131		A_B4400 Other Operating Revenue	-	-	-	-
132		A_B5000 Non Operating Revenues	-	-	-	-
133		A_B5100 Appropriations	-	-	-	-
134		A_B5300 Gifts	-	-	-	-
135		A_B5500 Investment Income	-	-	-	-
136		A_B5600 Other Non Operating Revenues	-	-	-	-
137		Total_Revenue Revenue	-	-	-	-
138		A_B6000 Salaries, Wages & Benefits	-	-	-	-
139		A_B6200 Services & Fees	-	-	-	-
140		A_B6300 Travel	-	-	-	-
141	FC_B40 Restr	A_B6400 Supplies	-	-	-	-
142	Grants	A_B6450 Utilities	-	-	-	-
143		A_B6500 Repairs & Maintenance	-	-	-	-
144		A_B6550 Rentals & Leases	-	-	-	-
145		A_B6575 Interest Expense	-	-	-	-
146		A_B6600 Claims & Judgements	-	-	-	-
147		A_B6650 Other Expense	-	-	-	-
148		A_B6700 Subcontracts	-	-	-	-
149		A_B6900 Depreciation & Amortization	-	-	-	-
150		A_B7000 Capital Expense	-	-	-	-
151		A_B7200 Discontinued Operations	-	-	-	-
152		A_B7500 Other Non Operating Expenses	-	-	-	-
153		A_B7600 Internal Allocations & Sales	-	-	-	-
154		A_B7700 Funding Tranfers	-	-	-	-
155		Total_Expenses Expenses	-	-	-	-
156		Statement of Activities Net Result	-	-	-	-
157		A_B4000 Tuition & Educational Fees	-	-	-	-
158		A_B4100 Sales of Goods & Services	-	-	-	-
159		A_B4300 Grants & Contracts	-	-	-	-
160		A_43501 Federal Appropriations	-	-	-	-
161		A_B4400 Other Operating Revenue	-	-	-	-
162		A_B5000 Non Operating Revenues	-	-	-	-
163		A_B5100 Appropriations	-	-	-	-
164		A_B5300 Gifts	-	-	-	-
165		A_B5500 Investment Income	-	-	-	-
166		A_B5600 Other Non Operating Revenues	-	-	-	-
167		Total_Revenue Revenue	-	-	-	-
168		A_B6000 Salaries, Wages & Benefits	-	-	-	-
169		A_B6200 Services & Fees	-	-	-	-
170		A_B6300 Travel	-	-	-	-
171	FC_B45 Restr	A_B6400 Supplies	-	-	-	-
172	Govt Funds	A_B6450 Utilities	-	-	-	-
173		A_B6500 Repairs & Maintenance	-	-	-	-
174		A_B6550 Rentals & Leases	-	-	-	-
175		A_B6575 Interest Expense	-	-	-	-
176		A_B6600 Claims & Judgements	-	-	-	-
177		A_B6650 Other Expense	-	-	-	-
178		A_B6700 Subcontracts	-	-	-	-
179		A_B6900 Depreciation & Amortization	-	-	-	-
180		A_B7000 Capital Expense	-	-	-	-
181		A_B7200 Discontinued Operations	-	-	-	-
182		A_B7500 Other Non Operating Expenses	-	-	-	-
183		A_B7600 Internal Allocations & Sales	-	-	-	-
184		A_B7700 Funding Tranfers	-	-	-	-
185		Total_Expenses Expenses	-	-	-	-
186		Statement of Activities Net Result	-	-	-	-


	A	B	C	D	E	F	
1							
2	O_13111: Visual & Literary Arts						
3	Board of Trustees Report						
4	O_13111: Visual & Literary Arts						
5			FY18		FY19		
6	Fund Class - Source	Summary Level Natural Accounts	Budget	Actual through March	Budget	Variance FY18 Budget to FY19 Budget	
7	FC_105 Unrestricted Operating Class	A_B4000 Tuition & Educational Fees	(11,830)	6,448	18,200	30,030	
8		A_B4100 Sales of Goods & Services	-	(76,757)	(2,500)	(2,500)	
9		A_B4300 Grants & Contracts	-	-	-	-	
10		A_43501 Federal Appropriations	-	-	-	-	
11		A_B4400 Other Operating Revenue	(82,600)	-	-	82,600	
12		A_B5000 Non Operating Revenues	-	-	-	-	
13		A_B5100 Appropriations	-	-	-	-	
14		A_B5300 Gifts	-	-	-	-	
15		A_B5500 Investment Income	-	-	-	-	
16		A_B5600 Other Non Operating Revenues	-	-	-	-	
17			Total_Revenue Revenue	(94,430)	(70,309)	15,700	110,130
18			A_B6000 Salaries, Wages & Benefits	2,233,813	1,669,816	2,150,956	(82,856)
19			A_B6200 Services & Fees	21,340	10,194	13,300	(8,040)
20			A_B6300 Travel	24,400	23,584	37,750	13,350
21			A_B6400 Supplies	87,694	76,286	25,520	(62,174)
22			A_B6450 Utilities	-	115	600	600
23			A_B6500 Repairs & Maintenance	-	391	-	-
24			A_B6550 Rentals & Leases	1,000	-	-	(1,000)
25			A_B6575 Interest Expense	-	-	-	-
26			A_B6600 Claims & Judgements	-	-	-	-
27			A_B6650 Other Expense	1,510	1,884	5,500	3,990
28			A_B6700 Subcontracts	-	74	-	-
29			A_B6900 Depreciation & Amortization	-	-	-	-
30			A_B7000 Capital Expense	-	-	-	-
31			A_B7200 Discontinued Operations	-	-	-	-
32			A_B7500 Other Non Operating Expenses	-	-	-	-
33			A_B7600 Internal Allocations & Sales	(144,294)	5,843	4,810	149,104
34			A_B7700 Funding Tranfers	(10,394)	-	-	10,394
35			Total_Expenses Expenses	2,215,069	1,788,187	2,238,436	23,368
36			Statement of Activities Net Result	2,120,639	1,717,878	2,254,136	133,498
37		FC_B20 Designated Op	A_B4000 Tuition & Educational Fees	-	-	-	-
38			A_B4100 Sales of Goods & Services	-	(9,178)	-	-
39			A_B4300 Grants & Contracts	-	-	-	-
40			A_43501 Federal Appropriations	-	-	-	-
41			A_B4400 Other Operating Revenue	-	-	(5,000)	(5,000)
42			A_B5000 Non Operating Revenues	-	-	-	-
43	A_B5100 Appropriations		-	-	-	-	
44	A_B5300 Gifts		-	-	-	-	
45	A_B5500 Investment Income		-	-	-	-	
46	A_B5600 Other Non Operating Revenues		-	-	-	-	
47			Total_Revenue Revenue	-	(9,178)	(5,000)	(5,000)
48			A_B6000 Salaries, Wages & Benefits	-	520	-	-
49			A_B6200 Services & Fees	-	-	500	500
50			A_B6300 Travel	-	-	-	-
51			A_B6400 Supplies	-	162	5,250	5,250
52			A_B6450 Utilities	-	-	-	-
53			A_B6500 Repairs & Maintenance	-	-	-	-
54			A_B6550 Rentals & Leases	-	400	1,000	1,000
55			A_B6575 Interest Expense	-	-	-	-
56			A_B6600 Claims & Judgements	-	-	-	-
57			A_B6650 Other Expense	-	60	500	500
58			A_B6700 Subcontracts	-	-	-	-
59			A_B6900 Depreciation & Amortization	-	-	-	-
60			A_B7000 Capital Expense	-	-	-	-
61			A_B7200 Discontinued Operations	-	-	-	-
62			A_B7500 Other Non Operating Expenses	-	-	-	-
63			A_B7600 Internal Allocations & Sales	-	-	(2,250)	(2,250)
64			A_B7700 Funding Tranfers	-	-	-	-
65			Total_Expenses Expenses	-	1,142	5,000	5,000
66			Statement of Activities Net Result	-	(8,036)	-	-


	A	B	C	D	E	F
1						
2	O_13111: Visual & Literary Arts					
3	Board of Trustees Report					
4	O_13111: Visual & Literary Arts					
5				FY18	FY19	
6	Fund Class - Source	Summary Level Natural Accounts	Budget	Actual through March	Budget	Variance FY18 Budget to FY19 Budget
67		A_B4000 Tuition & Educational Fees	-	8,686	15,716	15,716
68		A_B4100 Sales of Goods & Services	-	-	-	-
69		A_B4300 Grants & Contracts	-	-	-	-
70		A_43501 Federal Appropriations	-	-	-	-
71		A_B4400 Other Operating Revenue	-	-	-	-
72		A_B5000 Non Operating Revenues	-	-	-	-
73		A_B5100 Appropriations	-	-	-	-
74		A_B5300 Gifts	-	(5,686)	(22,511)	(22,511)
75		A_B5500 Investment Income	-	-	-	-
76		A_B5600 Other Non Operating Revenues	-	-	-	-
77		Total_Revenue Revenue	-	3,000	(6,795)	(6,795)
78		A_B6000 Salaries, Wages & Benefits	-	-	-	-
79		A_B6200 Services & Fees	-	-	1,750	1,750
80		A_B6300 Travel	-	-	500	500
81	FC_B30 Restr	A_B6400 Supplies	-	-	649	649
82	Expendable Op	A_B6450 Utilities	-	-	-	-
83		A_B6500 Repairs & Maintenance	-	-	-	-
84		A_B6550 Rentals & Leases	-	-	-	-
85		A_B6575 Interest Expense	-	-	-	-
86		A_B6600 Claims & Judgements	-	-	-	-
87		A_B6650 Other Expense	-	-	3,896	3,896
88		A_B6700 Subcontracts	-	-	-	-
89		A_B6900 Depreciation & Amortization	-	-	-	-
90		A_B7000 Capital Expense	-	-	-	-
91		A_B7200 Discontinued Operations	-	-	-	-
92		A_B7500 Other Non Operating Expenses	-	-	-	-
93		A_B7600 Internal Allocations & Sales	-	-	-	-
94		A_B7700 Funding Tranfers	-	-	-	-
95		Total_Expenses Expenses	-	-	6,795	6,795
96		Statement of Activities Net Result	-	3,000	-	-
97		A_B4000 Tuition & Educational Fees	-	-	-	-
98		A_B4100 Sales of Goods & Services	-	-	-	-
99		A_B4300 Grants & Contracts	-	-	-	-
100		A_43501 Federal Appropriations	-	-	-	-
101		A_B4400 Other Operating Revenue	-	-	-	-
102		A_B5000 Non Operating Revenues	-	-	-	-
103		A_B5100 Appropriations	-	-	-	-
104		A_B5300 Gifts	-	-	-	-
105		A_B5500 Investment Income	-	-	-	-
106		A_B5600 Other Non Operating Revenues	-	-	-	-
107		Total_Revenue Revenue	-	-	-	-
108		A_B6000 Salaries, Wages & Benefits	-	-	-	-
109		A_B6200 Services & Fees	-	-	-	-
110		A_B6300 Travel	-	-	-	-
111	FC_B35 Restr	A_B6400 Supplies	-	-	-	-
112	Expendable Non Op	A_B6450 Utilities	-	-	-	-
113		A_B6500 Repairs & Maintenance	-	-	-	-
114		A_B6550 Rentals & Leases	-	-	-	-
115		A_B6575 Interest Expense	-	-	-	-
116		A_B6600 Claims & Judgements	-	-	-	-
117		A_B6650 Other Expense	-	-	-	-
118		A_B6700 Subcontracts	-	-	-	-
119		A_B6900 Depreciation & Amortization	-	-	-	-
120		A_B7000 Capital Expense	-	-	-	-
121		A_B7200 Discontinued Operations	-	-	-	-
122		A_B7500 Other Non Operating Expenses	-	-	-	-
123		A_B7600 Internal Allocations & Sales	-	-	-	-
124		A_B7700 Funding Tranfers	-	-	-	-
125		Total_Expenses Expenses	-	-	-	-
126		Statement of Activities Net Result	-	-	-	-


	A	B	C	D	E	F
1						
2	O_13111: Visual & Literary Arts					
3	Board of Trustees Report					
4	O_13111: Visual & Literary Arts					
5			FY18		FY19	
6	Fund Class - Source	Summary Level Natural Accounts	Budget	Actual through March	Budget	Variance FY18 Budget to FY19 Budget
127		A_B4000 Tuition & Educational Fees	-	-	31	31
128		A_B4100 Sales of Goods & Services	-	-	-	-
129		A_B4300 Grants & Contracts	-	(3,494)	(7,575)	(7,575)
130		A_43501 Federal Appropriations	-	-	-	-
131		A_B4400 Other Operating Revenue	-	-	-	-
132		A_B5000 Non Operating Revenues	-	-	-	-
133		A_B5100 Appropriations	-	-	-	-
134		A_B5300 Gifts	-	-	-	-
135		A_B5500 Investment Income	-	-	-	-
136		A_B5600 Other Non Operating Revenues	-	-	229	229
137		Total_Revenue Revenue	-	(3,494)	(7,315)	(7,315)
138		A_B6000 Salaries, Wages & Benefits	-	-	841	841
139		A_B6200 Services & Fees	-	30	2,418	2,418
140		A_B6300 Travel	-	609	2,372	2,372
141	FC_B40 Restr	A_B6400 Supplies	-	2,271	615	615
142	Grants	A_B6450 Utilities	-	-	-	-
143		A_B6500 Repairs & Maintenance	-	-	-	-
144		A_B6550 Rentals & Leases	-	-	569	569
145		A_B6575 Interest Expense	-	-	-	-
146		A_B6600 Claims & Judgements	-	-	-	-
147		A_B6650 Other Expense	-	495	-	-
148		A_B6700 Subcontracts	-	-	-	-
149		A_B6900 Depreciation & Amortization	-	-	-	-
150		A_B7000 Capital Expense	-	89	-	-
151		A_B7200 Discontinued Operations	-	-	-	-
152		A_B7500 Other Non Operating Expenses	-	-	500	500
153		A_B7600 Internal Allocations & Sales	-	-	-	-
154		A_B7700 Funding Tranfers	-	-	-	-
155		Total_Expenses Expenses	-	3,494	7,315	7,315
156		Statement of Activities Net Result	-	-	0	0
157		A_B4000 Tuition & Educational Fees	-	-	-	-
158		A_B4100 Sales of Goods & Services	-	-	-	-
159		A_B4300 Grants & Contracts	-	-	-	-
160		A_43501 Federal Appropriations	-	-	-	-
161		A_B4400 Other Operating Revenue	-	-	-	-
162		A_B5000 Non Operating Revenues	-	-	-	-
163		A_B5100 Appropriations	-	-	-	-
164		A_B5300 Gifts	-	-	-	-
165		A_B5500 Investment Income	-	-	-	-
166		A_B5600 Other Non Operating Revenues	-	-	-	-
167		Total_Revenue Revenue	-	-	-	-
168		A_B6000 Salaries, Wages & Benefits	-	-	-	-
169		A_B6200 Services & Fees	-	-	-	-
170		A_B6300 Travel	-	-	-	-
171	FC_B45 Restr	A_B6400 Supplies	-	-	-	-
172	Govt Funds	A_B6450 Utilities	-	-	-	-
173		A_B6500 Repairs & Maintenance	-	-	-	-
174		A_B6550 Rentals & Leases	-	-	-	-
175		A_B6575 Interest Expense	-	-	-	-
176		A_B6600 Claims & Judgements	-	-	-	-
177		A_B6650 Other Expense	-	-	-	-
178		A_B6700 Subcontracts	-	-	-	-
179		A_B6900 Depreciation & Amortization	-	-	-	-
180		A_B7000 Capital Expense	-	-	-	-
181		A_B7200 Discontinued Operations	-	-	-	-
182		A_B7500 Other Non Operating Expenses	-	-	-	-
183		A_B7600 Internal Allocations & Sales	-	-	-	-
184		A_B7700 Funding Tranfers	-	-	-	-
185		Total_Expenses Expenses	-	-	-	-
186		Statement of Activities Net Result	-	-	-	-


	A	B	C	D	E	F	
1							
2	O_13121: Botany						
3	Board of Trustees Report						
4	O_13121: Botany						
5				FY18	FY19		
6	Fund Class - Source	Summary Level Natural Accounts	Budget	Actual through March	Budget	Variance FY18 Budget to FY19 Budget	
7	FC_105 Unrestricted Operating Class	A_B4000 Tuition & Educational Fees	-	-	-	-	
8		A_B4100 Sales of Goods & Services	-	(15)	-	-	
9		A_B4300 Grants & Contracts	-	-	-	-	
10		A_43501 Federal Appropriations	-	-	-	-	
11		A_B4400 Other Operating Revenue	-	-	-	-	
12		A_B5000 Non Operating Revenues	-	-	-	-	
13		A_B5100 Appropriations	-	-	-	-	
14		A_B5300 Gifts	-	-	-	-	
15		A_B5500 Investment Income	-	-	-	-	
16		A_B5600 Other Non Operating Revenues	-	-	-	-	
17			Total_Revenue Revenue	-	(15)	-	-
18			A_B6000 Salaries, Wages & Benefits	-	1,209,594	1,766,734	1,766,734
19			A_B6200 Services & Fees	-	4,736	2,000	2,000
20			A_B6300 Travel	-	7,916	21,500	21,500
21			A_B6400 Supplies	-	17,686	41,050	41,050
22			A_B6450 Utilities	-	-	-	-
23			A_B6500 Repairs & Maintenance	-	1,106	16,000	16,000
24			A_B6550 Rentals & Leases	-	288	-	-
25			A_B6575 Interest Expense	-	-	-	-
26			A_B6600 Claims & Judgements	-	-	-	-
27			A_B6650 Other Expense	-	2,945	3,600	3,600
28			A_B6700 Subcontracts	-	-	-	-
29			A_B6900 Depreciation & Amortization	-	-	-	-
30			A_B7000 Capital Expense	-	-	-	-
31			A_B7200 Discontinued Operations	-	-	-	-
32			A_B7500 Other Non Operating Expenses	-	-	-	-
33			A_B7600 Internal Allocations & Sales	-	14,168	3,000	3,000
34			A_B7700 Funding Tranfers	-	-	5,000	5,000
35			Total_Expenses Expenses	-	1,258,440	1,858,884	1,858,884
36			Statement of Activities Net Result	-	1,258,425	1,858,884	1,858,884
37		FC_B20 Designated Op	A_B4000 Tuition & Educational Fees	(11,083)	(6,450)	-	11,083
38			A_B4100 Sales of Goods & Services	-	(3,102)	(3,500)	(3,500)
39			A_B4300 Grants & Contracts	(48,680)	(8,931)	(50,000)	(1,320)
40			A_43501 Federal Appropriations	-	-	-	-
41			A_B4400 Other Operating Revenue	-	(2,351)	(3,000)	(3,000)
42			A_B5000 Non Operating Revenues	-	-	-	-
43	A_B5100 Appropriations		-	-	-	-	
44	A_B5300 Gifts		-	-	-	-	
45	A_B5500 Investment Income		-	-	-	-	
46	A_B5600 Other Non Operating Revenues		-	-	-	-	
47			Total_Revenue Revenue	(59,763)	(20,834)	(56,500)	3,263
48			A_B6000 Salaries, Wages & Benefits	16,763	309,733	164,252	147,490
49			A_B6200 Services & Fees	5,900	4,583	78,405	72,505
50			A_B6300 Travel	15,000	5,299	30,000	15,000
51			A_B6400 Supplies	21,900	27,094	77,737	55,837
52			A_B6450 Utilities	-	-	-	-
53			A_B6500 Repairs & Maintenance	-	142	3,500	3,500
54			A_B6550 Rentals & Leases	-	22,610	-	-
55			A_B6575 Interest Expense	-	-	-	-
56			A_B6600 Claims & Judgements	-	-	-	-
57			A_B6650 Other Expense	200	4,674	1,500	1,300
58			A_B6700 Subcontracts	-	-	-	-
59			A_B6900 Depreciation & Amortization	-	2,831	-	-
60			A_B7000 Capital Expense	-	12,957	-	-
61			A_B7200 Discontinued Operations	-	-	-	-
62			A_B7500 Other Non Operating Expenses	-	-	-	-
63			A_B7600 Internal Allocations & Sales	-	(4,321)	(59,390)	(59,390)
64			A_B7700 Funding Tranfers	-	-	(239,505)	(239,505)
65			Total_Expenses Expenses	59,763	385,601	56,499	(3,263)
66			Statement of Activities Net Result	-	364,767	(1)	(1)


	A	B	C	D	E	F
1						
2	O_13121: Botany					
3	Board of Trustees Report					
4	O_13121: Botany					
5				FY18	FY19	
6	Fund Class - Source	Summary Level Natural Accounts	Budget	Actual through March	Budget	Variance FY18 Budget to FY19 Budget
67		A_B4000 Tuition & Educational Fees	-	-	-	-
68		A_B4100 Sales of Goods & Services	-	-	-	-
69		A_B4300 Grants & Contracts	-	-	-	-
70		A_43501 Federal Appropriations	-	-	-	-
71		A_B4400 Other Operating Revenue	-	-	-	-
72		A_B5000 Non Operating Revenues	-	-	-	-
73		A_B5100 Appropriations	-	-	-	-
74		A_B5300 Gifts	-	(4,471)	(30,019)	(30,019)
75		A_B5500 Investment Income	-	-	-	-
76		A_B5600 Other Non Operating Revenues	-	-	-	-
77		Total_Revenue Revenue	-	(4,471)	(30,019)	(30,019)
78		A_B6000 Salaries, Wages & Benefits	-	-	-	-
79		A_B6200 Services & Fees	-	-	-	-
80		A_B6300 Travel	-	358	2,494	2,494
81	FC_B30 Restr	A_B6400 Supplies	-	2,673	11,743	11,743
82	Expendable Op	A_B6450 Utilities	-	-	-	-
83		A_B6500 Repairs & Maintenance	-	-	-	-
84		A_B6550 Rentals & Leases	-	-	-	-
85		A_B6575 Interest Expense	-	-	-	-
86		A_B6600 Claims & Judgements	-	-	-	-
87		A_B6650 Other Expense	-	500	15,282	15,282
88		A_B6700 Subcontracts	-	-	-	-
89		A_B6900 Depreciation & Amortization	-	-	-	-
90		A_B7000 Capital Expense	-	-	-	-
91		A_B7200 Discontinued Operations	-	-	-	-
92		A_B7500 Other Non Operating Expenses	-	-	-	-
93		A_B7600 Internal Allocations & Sales	-	34	500	500
94		A_B7700 Funding Tranfers	-	-	-	-
95		Total_Expenses Expenses	-	3,565	30,019	30,019
96		Statement of Activities Net Result	-	(906)	-	-
97		A_B4000 Tuition & Educational Fees	-	-	-	-
98		A_B4100 Sales of Goods & Services	-	-	-	-
99		A_B4300 Grants & Contracts	-	-	-	-
100		A_43501 Federal Appropriations	-	-	-	-
101		A_B4400 Other Operating Revenue	-	-	-	-
102		A_B5000 Non Operating Revenues	-	-	-	-
103		A_B5100 Appropriations	-	-	-	-
104		A_B5300 Gifts	-	-	-	-
105		A_B5500 Investment Income	-	-	-	-
106		A_B5600 Other Non Operating Revenues	-	-	-	-
107		Total_Revenue Revenue	-	-	-	-
108		A_B6000 Salaries, Wages & Benefits	-	-	-	-
109		A_B6200 Services & Fees	-	-	-	-
110		A_B6300 Travel	-	-	-	-
111	FC_B35 Restr	A_B6400 Supplies	-	-	-	-
112	Expendable Non Op	A_B6450 Utilities	-	-	-	-
113		A_B6500 Repairs & Maintenance	-	-	-	-
114		A_B6550 Rentals & Leases	-	-	-	-
115		A_B6575 Interest Expense	-	-	-	-
116		A_B6600 Claims & Judgements	-	-	-	-
117		A_B6650 Other Expense	-	-	-	-
118		A_B6700 Subcontracts	-	-	-	-
119		A_B6900 Depreciation & Amortization	-	-	-	-
120		A_B7000 Capital Expense	-	-	-	-
121		A_B7200 Discontinued Operations	-	-	-	-
122		A_B7500 Other Non Operating Expenses	-	-	-	-
123		A_B7600 Internal Allocations & Sales	-	-	-	-
124		A_B7700 Funding Tranfers	-	-	-	-
125		Total_Expenses Expenses	-	-	-	-
126		Statement of Activities Net Result	-	-	-	-


	A	B	C	D	E	F
1						
2	O_13121: Botany					
3	Board of Trustees Report					
4	O_13121: Botany					
5				FY18	FY19	
6	Fund Class - Source	Summary Level Natural Accounts	Budget	Actual through March	Budget	Variance FY18 Budget to FY19 Budget
127		A_B4000 Tuition & Educational Fees	-	-	(65,136)	(65,136)
128		A_B4100 Sales of Goods & Services	-	-	-	-
129		A_B4300 Grants & Contracts	-	(3,362,053)	(2,997,794)	(2,997,794)
130		A_43501 Federal Appropriations	-	-	-	-
131		A_B4400 Other Operating Revenue	-	-	-	-
132		A_B5000 Non Operating Revenues	-	-	-	-
133		A_B5100 Appropriations	-	-	-	-
134		A_B5300 Gifts	-	-	-	-
135		A_B5500 Investment Income	-	-	-	-
136		A_B5600 Other Non Operating Revenues	-	(542,232)	(465,194)	(465,194)
137		Total_Revenue Revenue	-	(3,904,285)	(3,528,124)	(3,528,124)
138		A_B6000 Salaries, Wages & Benefits	-	985,742	1,154,602	1,154,602
139		A_B6200 Services & Fees	-	150,786	20,779	20,779
140		A_B6300 Travel	-	85,317	(21,765)	(21,765)
141	FC_B40 Restr	A_B6400 Supplies	-	141,805	329,485	329,485
142	Grants	A_B6450 Utilities	-	218	-	-
143		A_B6500 Repairs & Maintenance	-	4,173	-	-
144		A_B6550 Rentals & Leases	-	34,505	245,366	245,366
145		A_B6575 Interest Expense	-	-	-	-
146		A_B6600 Claims & Judgements	-	-	-	-
147		A_B6650 Other Expense	-	642,304	13,825	13,825
148		A_B6700 Subcontracts	-	646,943	358	358
149		A_B6900 Depreciation & Amortization	-	-	-	-
150		A_B7000 Capital Expense	-	716	-	-
151		A_B7200 Discontinued Operations	-	-	-	-
152		A_B7500 Other Non Operating Expenses	-	2,665	118,737	118,737
153		A_B7600 Internal Allocations & Sales	-	-	-	-
154		A_B7700 Funding Tranfers	-	-	-	-
155		Total_Expenses Expenses	-	2,695,175	1,861,387	1,861,387
156		Statement of Activities Net Result	-	(1,209,110)	(1,666,737)	(1,666,737)
157		A_B4000 Tuition & Educational Fees	-	-	-	-
158		A_B4100 Sales of Goods & Services	-	-	-	-
159		A_B4300 Grants & Contracts	-	-	-	-
160		A_43501 Federal Appropriations	-	-	-	-
161		A_B4400 Other Operating Revenue	-	-	-	-
162		A_B5000 Non Operating Revenues	-	-	-	-
163		A_B5100 Appropriations	-	-	-	-
164		A_B5300 Gifts	-	-	-	-
165		A_B5500 Investment Income	-	-	-	-
166		A_B5600 Other Non Operating Revenues	-	-	-	-
167		Total_Revenue Revenue	-	-	-	-
168		A_B6000 Salaries, Wages & Benefits	-	-	-	-
169		A_B6200 Services & Fees	-	-	-	-
170		A_B6300 Travel	-	-	-	-
171	FC_B45 Restr	A_B6400 Supplies	-	-	-	-
172	Govt Funds	A_B6450 Utilities	-	-	-	-
173		A_B6500 Repairs & Maintenance	-	-	-	-
174		A_B6550 Rentals & Leases	-	-	-	-
175		A_B6575 Interest Expense	-	-	-	-
176		A_B6600 Claims & Judgements	-	-	-	-
177		A_B6650 Other Expense	-	-	-	-
178		A_B6700 Subcontracts	-	-	-	-
179		A_B6900 Depreciation & Amortization	-	-	-	-
180		A_B7000 Capital Expense	-	-	-	-
181		A_B7200 Discontinued Operations	-	-	-	-
182		A_B7500 Other Non Operating Expenses	-	-	-	-
183		A_B7600 Internal Allocations & Sales	-	-	-	-
184		A_B7700 Funding Tranfers	-	-	-	-
185		Total_Expenses Expenses	-	-	-	-
186		Statement of Activities Net Result	-	-	-	-


	A	B	C	D	E	F	
1							
2	O_13131: Chemistry						
3	Board of Trustees Report						
4	O_13131: Chemistry						
5			FY18		FY19		
6	Fund Class - Source	Summary Level Natural Accounts	Budget	Actual through March	Budget	Variance FY18 Budget to FY19 Budget	
7	FC_105 Unrestricted Operating Class	A_B4000 Tuition & Educational Fees	(31,980)	8,477	-	31,980	
8		A_B4100 Sales of Goods & Services	-	-	-	-	
9		A_B4300 Grants & Contracts	-	-	-	-	
10		A_43501 Federal Appropriations	-	-	-	-	
11		A_B4400 Other Operating Revenue	(13,700)	(7,786)	(10,000)	3,700	
12		A_B5000 Non Operating Revenues	-	-	-	-	
13		A_B5100 Appropriations	-	-	-	-	
14		A_B5300 Gifts	-	-	-	-	
15		A_B5500 Investment Income	-	-	-	-	
16		A_B5600 Other Non Operating Revenues	-	-	-	-	
17			Total_Revenue Revenue	(45,680)	690	(10,000)	35,680
18			A_B6000 Salaries, Wages & Benefits	2,518,261	1,919,008	2,374,643	(143,618)
19			A_B6200 Services & Fees	23,500	2,689	5,000	(18,500)
20			A_B6300 Travel	30,000	4,780	2,000	(28,000)
21			A_B6400 Supplies	81,503	22,063	7,200	(74,303)
22			A_B6450 Utilities	-	-	-	-
23			A_B6500 Repairs & Maintenance	-	18	8,000	8,000
24			A_B6550 Rentals & Leases	2,000	1,470	-	(2,000)
25			A_B6575 Interest Expense	-	-	-	-
26			A_B6600 Claims & Judgements	-	-	-	-
27			A_B6650 Other Expense	17,475	3,118	-	(17,475)
28			A_B6700 Subcontracts	-	-	-	-
29			A_B6900 Depreciation & Amortization	-	-	-	-
30			A_B7000 Capital Expense	-	-	-	-
31			A_B7200 Discontinued Operations	-	-	-	-
32			A_B7500 Other Non Operating Expenses	-	-	-	-
33			A_B7600 Internal Allocations & Sales	(73,506)	26,187	(30,980)	42,526
34			A_B7700 Funding Tranfers	(114,000)	-	-	114,000
35			Total_Expenses Expenses	2,485,233	1,979,333	2,365,863	(119,370)
36			Statement of Activities Net Result	2,439,553	1,980,023	2,355,863	(83,690)
37		FC_B20 Designated Op	A_B4000 Tuition & Educational Fees	-	-	-	-
38			A_B4100 Sales of Goods & Services	-	-	-	-
39			A_B4300 Grants & Contracts	-	-	(44,000)	(44,000)
40			A_43501 Federal Appropriations	-	-	-	-
41			A_B4400 Other Operating Revenue	-	-	-	-
42			A_B5000 Non Operating Revenues	-	-	-	-
43	A_B5100 Appropriations		-	-	-	-	
44	A_B5300 Gifts		-	-	-	-	
45	A_B5500 Investment Income		-	-	-	-	
46	A_B5600 Other Non Operating Revenues		-	-	-	-	
47			Total_Revenue Revenue	-	-	(44,000)	(44,000)
48			A_B6000 Salaries, Wages & Benefits	-	1,818	-	-
49			A_B6200 Services & Fees	-	-	-	-
50			A_B6300 Travel	-	688	1,250	1,250
51			A_B6400 Supplies	-	3,547	276,750	276,750
52			A_B6450 Utilities	-	-	-	-
53			A_B6500 Repairs & Maintenance	-	-	-	-
54			A_B6550 Rentals & Leases	-	-	-	-
55			A_B6575 Interest Expense	-	-	-	-
56			A_B6600 Claims & Judgements	-	-	-	-
57			A_B6650 Other Expense	-	568	-	-
58			A_B6700 Subcontracts	-	-	-	-
59			A_B6900 Depreciation & Amortization	-	980	-	-
60			A_B7000 Capital Expense	-	2,000	-	-
61			A_B7200 Discontinued Operations	-	-	-	-
62			A_B7500 Other Non Operating Expenses	-	-	-	-
63			A_B7600 Internal Allocations & Sales	-	68	(101,250)	(101,250)
64			A_B7700 Funding Tranfers	-	-	(132,000)	(132,000)
65			Total_Expenses Expenses	-	9,670	44,750	44,750
66			Statement of Activities Net Result	-	9,670	750	750


	A	B	C	D	E	F
1						
2	O_13131: Chemistry					
3	Board of Trustees Report					
4	O_13131: Chemistry					
5				FY18	FY19	
6	Fund Class - Source	Summary Level Natural Accounts	Budget	Actual through March	Budget	Variance FY18 Budget to FY19 Budget
67		A_B4000 Tuition & Educational Fees	-	24,000	3,002	3,002
68		A_B4100 Sales of Goods & Services	-	-	-	-
69		A_B4300 Grants & Contracts	-	-	-	-
70		A_43501 Federal Appropriations	-	-	-	-
71		A_B4400 Other Operating Revenue	-	-	-	-
72		A_B5000 Non Operating Revenues	-	-	-	-
73		A_B5100 Appropriations	-	-	-	-
74		A_B5300 Gifts	-	(40,256)	(157,559)	(157,559)
75		A_B5500 Investment Income	-	-	-	-
76		A_B5600 Other Non Operating Revenues	-	-	-	-
77		Total_Revenue Revenue	-	(16,256)	(154,557)	(154,557)
78		A_B6000 Salaries, Wages & Benefits	-	2,972	44,987	44,987
79		A_B6200 Services & Fees	-	2,000	28,000	28,000
80		A_B6300 Travel	-	693	43,885	43,885
81	FC_B30 Restr	A_B6400 Supplies	-	7,707	27,638	27,638
82	Expendable Op	A_B6450 Utilities	-	-	-	-
83		A_B6500 Repairs & Maintenance	-	-	-	-
84		A_B6550 Rentals & Leases	-	-	-	-
85		A_B6575 Interest Expense	-	-	-	-
86		A_B6600 Claims & Judgements	-	-	-	-
87		A_B6650 Other Expense	-	-	10,047	10,047
88		A_B6700 Subcontracts	-	-	-	-
89		A_B6900 Depreciation & Amortization	-	-	-	-
90		A_B7000 Capital Expense	-	-	-	-
91		A_B7200 Discontinued Operations	-	-	-	-
92		A_B7500 Other Non Operating Expenses	-	-	-	-
93		A_B7600 Internal Allocations & Sales	-	-	-	-
94		A_B7700 Funding Tranfers	-	-	-	-
95		Total_Expenses Expenses	-	13,371	154,557	154,557
96		Statement of Activities Net Result	-	(2,884)	-	-
97		A_B4000 Tuition & Educational Fees	-	-	-	-
98		A_B4100 Sales of Goods & Services	-	-	-	-
99		A_B4300 Grants & Contracts	-	-	-	-
100		A_43501 Federal Appropriations	-	-	-	-
101		A_B4400 Other Operating Revenue	-	-	-	-
102		A_B5000 Non Operating Revenues	-	-	-	-
103		A_B5100 Appropriations	-	-	-	-
104		A_B5300 Gifts	-	-	-	-
105		A_B5500 Investment Income	-	-	-	-
106		A_B5600 Other Non Operating Revenues	-	-	-	-
107		Total_Revenue Revenue	-	-	-	-
108		A_B6000 Salaries, Wages & Benefits	-	-	-	-
109		A_B6200 Services & Fees	-	-	-	-
110		A_B6300 Travel	-	-	-	-
111	FC_B35 Restr	A_B6400 Supplies	-	-	-	-
112	Expendable Non Op	A_B6450 Utilities	-	-	-	-
113		A_B6500 Repairs & Maintenance	-	-	-	-
114		A_B6550 Rentals & Leases	-	-	-	-
115		A_B6575 Interest Expense	-	-	-	-
116		A_B6600 Claims & Judgements	-	-	-	-
117		A_B6650 Other Expense	-	-	-	-
118		A_B6700 Subcontracts	-	-	-	-
119		A_B6900 Depreciation & Amortization	-	-	-	-
120		A_B7000 Capital Expense	-	-	-	-
121		A_B7200 Discontinued Operations	-	-	-	-
122		A_B7500 Other Non Operating Expenses	-	-	-	-
123		A_B7600 Internal Allocations & Sales	-	-	-	-
124		A_B7700 Funding Tranfers	-	-	-	-
125		Total_Expenses Expenses	-	-	-	-
126		Statement of Activities Net Result	-	-	-	-


	A	B	C	D	E	F
1						
2	O_13131: Chemistry					
3	Board of Trustees Report					
4	O_13131: Chemistry					
5				FY18	FY19	
6	Fund Class - Source	Summary Level Natural Accounts	Budget	Actual through March	Budget	Variance FY18 Budget to FY19 Budget
127		A_B4000 Tuition & Educational Fees	-	-	(3,960)	(3,960)
128		A_B4100 Sales of Goods & Services	-	-	-	-
129		A_B4300 Grants & Contracts	-	(721,741)	(1,078,965)	(1,078,965)
130		A_43501 Federal Appropriations	-	-	-	-
131		A_B4400 Other Operating Revenue	-	-	-	-
132		A_B5000 Non Operating Revenues	-	-	-	-
133		A_B5100 Appropriations	-	-	-	-
134		A_B5300 Gifts	-	-	-	-
135		A_B5500 Investment Income	-	-	-	-
136		A_B5600 Other Non Operating Revenues	-	(135,778)	(23,581)	(23,581)
137		Total_Revenue Revenue	-	(857,519)	(1,106,506)	(1,106,506)
138		A_B6000 Salaries, Wages & Benefits	-	279,656	403,251	403,251
139		A_B6200 Services & Fees	-	1,420	160,073	160,073
140		A_B6300 Travel	-	8,741	70,862	70,862
141	FC_B40 Restr	A_B6400 Supplies	-	29,675	189,676	189,676
142	Grants	A_B6450 Utilities	-	-	-	-
143		A_B6500 Repairs & Maintenance	-	1,575	-	-
144		A_B6550 Rentals & Leases	-	4,469	101,753	101,753
145		A_B6575 Interest Expense	-	-	-	-
146		A_B6600 Claims & Judgements	-	-	-	-
147		A_B6650 Other Expense	-	192,357	2,954	2,954
148		A_B6700 Subcontracts	-	15,320	-	-
149		A_B6900 Depreciation & Amortization	-	4,329	-	-
150		A_B7000 Capital Expense	-	-	-	-
151		A_B7200 Discontinued Operations	-	-	-	-
152		A_B7500 Other Non Operating Expenses	-	-	62,863	62,863
153		A_B7600 Internal Allocations & Sales	-	-	-	-
154		A_B7700 Funding Tranfers	-	-	-	-
155		Total_Expenses Expenses	-	537,542	991,432	991,432
156		Statement of Activities Net Result	-	(319,977)	(115,074)	(115,074)
157		A_B4000 Tuition & Educational Fees	-	-	-	-
158		A_B4100 Sales of Goods & Services	-	-	-	-
159		A_B4300 Grants & Contracts	-	-	-	-
160		A_43501 Federal Appropriations	-	-	-	-
161		A_B4400 Other Operating Revenue	-	-	-	-
162		A_B5000 Non Operating Revenues	-	-	-	-
163		A_B5100 Appropriations	-	-	-	-
164		A_B5300 Gifts	-	-	-	-
165		A_B5500 Investment Income	-	-	-	-
166		A_B5600 Other Non Operating Revenues	-	-	-	-
167		Total_Revenue Revenue	-	-	-	-
168		A_B6000 Salaries, Wages & Benefits	-	-	-	-
169		A_B6200 Services & Fees	-	-	-	-
170		A_B6300 Travel	-	-	-	-
171	FC_B45 Restr	A_B6400 Supplies	-	-	-	-
172	Govt Funds	A_B6450 Utilities	-	-	-	-
173		A_B6500 Repairs & Maintenance	-	-	-	-
174		A_B6550 Rentals & Leases	-	-	-	-
175		A_B6575 Interest Expense	-	-	-	-
176		A_B6600 Claims & Judgements	-	-	-	-
177		A_B6650 Other Expense	-	-	-	-
178		A_B6700 Subcontracts	-	-	-	-
179		A_B6900 Depreciation & Amortization	-	-	-	-
180		A_B7000 Capital Expense	-	-	-	-
181		A_B7200 Discontinued Operations	-	-	-	-
182		A_B7500 Other Non Operating Expenses	-	-	-	-
183		A_B7600 Internal Allocations & Sales	-	-	-	-
184		A_B7700 Funding Tranfers	-	-	-	-
185		Total_Expenses Expenses	-	-	-	-
186		Statement of Activities Net Result	-	-	-	-


	A	B	C	D	E	F	
1							
2	O_13141: Communication & Journalism						
3	Board of Trustees Report						
4	O_13141: Communication & Journalism						
5			FY18		FY19		
6	Fund Class - Source	Summary Level Natural Accounts	Budget	Actual through March	Budget	Variance FY18 Budget to FY19 Budget	
7	FC_105 Unrestricted Operating Class	A_B4000 Tuition & Educational Fees	(87,791)	8,411	-	87,791	
8		A_B4100 Sales of Goods & Services	-	(2,615)	-	-	
9		A_B4300 Grants & Contracts	-	-	-	-	
10		A_43501 Federal Appropriations	-	-	-	-	
11		A_B4400 Other Operating Revenue	-	-	-	-	
12		A_B5000 Non Operating Revenues	-	-	-	-	
13		A_B5100 Appropriations	-	-	-	-	
14		A_B5300 Gifts	-	-	-	-	
15		A_B5500 Investment Income	-	-	-	-	
16		A_B5600 Other Non Operating Revenues	-	-	-	-	
17			Total_Revenue Revenue	(87,791)	5,796	-	87,791
18			A_B6000 Salaries, Wages & Benefits	856,956	598,030	1,061,731	204,775
19			A_B6200 Services & Fees	6,738	550	1,000	(5,738)
20			A_B6300 Travel	64,700	42,039	70,000	5,300
21			A_B6400 Supplies	20,760	6,653	16,900	(3,860)
22			A_B6450 Utilities	-	130	-	-
23			A_B6500 Repairs & Maintenance	-	-	20,000	20,000
24			A_B6550 Rentals & Leases	-	-	-	-
25			A_B6575 Interest Expense	-	-	-	-
26			A_B6600 Claims & Judgements	-	-	-	-
27			A_B6650 Other Expense	4,400	8,150	15,800	11,400
28			A_B6700 Subcontracts	-	12	-	-
29			A_B6900 Depreciation & Amortization	-	-	-	-
30			A_B7000 Capital Expense	-	-	-	-
31			A_B7200 Discontinued Operations	-	-	-	-
32			A_B7500 Other Non Operating Expenses	-	(1,087)	-	-
33			A_B7600 Internal Allocations & Sales	-	10,158	(88,629)	(88,629)
34			A_B7700 Funding Tranfers	38,731	-	-	(38,731)
35			Total_Expenses Expenses	992,285	664,635	1,096,802	104,517
36			Statement of Activities Net Result	904,494	670,432	1,096,802	192,308
37		FC_B20 Designated Op	A_B4000 Tuition & Educational Fees	-	-	-	-
38			A_B4100 Sales of Goods & Services	-	-	-	-
39			A_B4300 Grants & Contracts	-	-	-	-
40			A_43501 Federal Appropriations	-	-	-	-
41			A_B4400 Other Operating Revenue	-	-	-	-
42			A_B5000 Non Operating Revenues	-	-	-	-
43	A_B5100 Appropriations		-	-	-	-	
44	A_B5300 Gifts		-	-	-	-	
45	A_B5500 Investment Income		-	-	-	-	
46	A_B5600 Other Non Operating Revenues		-	-	-	-	
47			Total_Revenue Revenue	-	-	-	-
48			A_B6000 Salaries, Wages & Benefits	-	-	-	-
49			A_B6200 Services & Fees	-	-	-	-
50			A_B6300 Travel	-	-	-	-
51			A_B6400 Supplies	-	-	2,000	2,000
52			A_B6450 Utilities	-	-	-	-
53			A_B6500 Repairs & Maintenance	-	-	-	-
54			A_B6550 Rentals & Leases	-	-	-	-
55			A_B6575 Interest Expense	-	-	-	-
56			A_B6600 Claims & Judgements	-	-	-	-
57			A_B6650 Other Expense	-	-	6,000	6,000
58			A_B6700 Subcontracts	-	-	-	-
59			A_B6900 Depreciation & Amortization	-	-	-	-
60			A_B7000 Capital Expense	-	-	-	-
61			A_B7200 Discontinued Operations	-	-	-	-
62			A_B7500 Other Non Operating Expenses	-	-	-	-
63			A_B7600 Internal Allocations & Sales	-	-	(3,000)	(3,000)
64			A_B7700 Funding Tranfers	-	-	(5,000)	(5,000)
65			Total_Expenses Expenses	-	-	-	-
66			Statement of Activities Net Result	-	-	-	-


	A	B	C	D	E	F
1						
2	O_13141: Communication & Journalism					
3	Board of Trustees Report					
4	O_13141: Communication & Journalism					
5				FY18	FY19	
6	Fund Class - Source	Summary Level Natural Accounts	Budget	Actual through March	Budget	Variance FY18 Budget to FY19 Budget
67		A_B4000 Tuition & Educational Fees	-	4,824	24,324	24,324
68		A_B4100 Sales of Goods & Services	-	-	-	-
69		A_B4300 Grants & Contracts	-	-	-	-
70		A_43501 Federal Appropriations	-	-	-	-
71		A_B4400 Other Operating Revenue	-	-	-	-
72		A_B5000 Non Operating Revenues	-	-	-	-
73		A_B5100 Appropriations	-	-	-	-
74		A_B5300 Gifts	-	(56,319)	(120,912)	(120,912)
75		A_B5500 Investment Income	-	-	-	-
76		A_B5600 Other Non Operating Revenues	-	-	-	-
77		Total_Revenue Revenue	-	(51,495)	(96,588)	(96,588)
78		A_B6000 Salaries, Wages & Benefits	-	31,420	26,538	26,538
79		A_B6200 Services & Fees	-	2,324	5,000	5,000
80		A_B6300 Travel	-	896	16,293	16,293
81	FC_B30 Restr	A_B6400 Supplies	-	587	5,000	5,000
82	Expendable Op	A_B6450 Utilities	-	-	-	-
83		A_B6500 Repairs & Maintenance	-	-	-	-
84		A_B6550 Rentals & Leases	-	-	-	-
85		A_B6575 Interest Expense	-	-	-	-
86		A_B6600 Claims & Judgements	-	-	-	-
87		A_B6650 Other Expense	-	591	24,940	24,940
88		A_B6700 Subcontracts	-	-	-	-
89		A_B6900 Depreciation & Amortization	-	-	-	-
90		A_B7000 Capital Expense	-	-	-	-
91		A_B7200 Discontinued Operations	-	-	-	-
92		A_B7500 Other Non Operating Expenses	-	-	-	-
93		A_B7600 Internal Allocations & Sales	-	-	-	-
94		A_B7700 Funding Tranfers	-	-	18,817	18,817
95		Total_Expenses Expenses	-	35,818	96,588	96,588
96		Statement of Activities Net Result	-	(15,677)	-	-
97		A_B4000 Tuition & Educational Fees	-	-	-	-
98		A_B4100 Sales of Goods & Services	-	-	-	-
99		A_B4300 Grants & Contracts	-	-	-	-
100		A_43501 Federal Appropriations	-	-	-	-
101		A_B4400 Other Operating Revenue	-	-	-	-
102		A_B5000 Non Operating Revenues	-	-	-	-
103		A_B5100 Appropriations	-	-	-	-
104		A_B5300 Gifts	-	-	-	-
105		A_B5500 Investment Income	-	-	-	-
106		A_B5600 Other Non Operating Revenues	-	-	-	-
107		Total_Revenue Revenue	-	-	-	-
108		A_B6000 Salaries, Wages & Benefits	-	-	-	-
109		A_B6200 Services & Fees	-	-	-	-
110		A_B6300 Travel	-	-	-	-
111	FC_B35 Restr	A_B6400 Supplies	-	-	-	-
112	Expendable Non Op	A_B6450 Utilities	-	-	-	-
113		A_B6500 Repairs & Maintenance	-	-	-	-
114		A_B6550 Rentals & Leases	-	-	-	-
115		A_B6575 Interest Expense	-	-	-	-
116		A_B6600 Claims & Judgements	-	-	-	-
117		A_B6650 Other Expense	-	-	-	-
118		A_B6700 Subcontracts	-	-	-	-
119		A_B6900 Depreciation & Amortization	-	-	-	-
120		A_B7000 Capital Expense	-	-	-	-
121		A_B7200 Discontinued Operations	-	-	-	-
122		A_B7500 Other Non Operating Expenses	-	-	-	-
123		A_B7600 Internal Allocations & Sales	-	-	-	-
124		A_B7700 Funding Tranfers	-	-	-	-
125		Total_Expenses Expenses	-	-	-	-
126		Statement of Activities Net Result	-	-	-	-


	A	B	C	D	E	F
1						
2	O_13141: Communication & Journalism					
3	Board of Trustees Report					
4	O_13141: Communication & Journalism					
5			FY18		FY19	
6	Fund Class - Source	Summary Level Natural Accounts	Budget	Actual through March	Budget	Variance FY18 Budget to FY19 Budget
127		A_B4000 Tuition & Educational Fees	-	-	-	-
128		A_B4100 Sales of Goods & Services	-	-	-	-
129		A_B4300 Grants & Contracts	-	-	-	-
130		A_43501 Federal Appropriations	-	-	-	-
131		A_B4400 Other Operating Revenue	-	-	-	-
132		A_B5000 Non Operating Revenues	-	-	-	-
133		A_B5100 Appropriations	-	-	-	-
134		A_B5300 Gifts	-	-	-	-
135		A_B5500 Investment Income	-	-	-	-
136		A_B5600 Other Non Operating Revenues	-	-	-	-
137		Total_Revenue Revenue	-	-	-	-
138		A_B6000 Salaries, Wages & Benefits	-	-	-	-
139		A_B6200 Services & Fees	-	-	-	-
140		A_B6300 Travel	-	-	-	-
141	FC_B40 Restr	A_B6400 Supplies	-	-	-	-
142	Grants	A_B6450 Utilities	-	-	-	-
143		A_B6500 Repairs & Maintenance	-	-	-	-
144		A_B6550 Rentals & Leases	-	-	-	-
145		A_B6575 Interest Expense	-	-	-	-
146		A_B6600 Claims & Judgements	-	-	-	-
147		A_B6650 Other Expense	-	-	-	-
148		A_B6700 Subcontracts	-	-	-	-
149		A_B6900 Depreciation & Amortization	-	-	-	-
150		A_B7000 Capital Expense	-	-	-	-
151		A_B7200 Discontinued Operations	-	-	-	-
152		A_B7500 Other Non Operating Expenses	-	-	-	-
153		A_B7600 Internal Allocations & Sales	-	-	-	-
154		A_B7700 Funding Tranfers	-	-	-	-
155		Total_Expenses Expenses	-	-	-	-
156		Statement of Activities Net Result	-	-	-	-
157		A_B4000 Tuition & Educational Fees	-	-	-	-
158		A_B4100 Sales of Goods & Services	-	-	-	-
159		A_B4300 Grants & Contracts	-	-	-	-
160		A_43501 Federal Appropriations	-	-	-	-
161		A_B4400 Other Operating Revenue	-	-	-	-
162		A_B5000 Non Operating Revenues	-	-	-	-
163		A_B5100 Appropriations	-	-	-	-
164		A_B5300 Gifts	-	-	-	-
165		A_B5500 Investment Income	-	-	-	-
166		A_B5600 Other Non Operating Revenues	-	-	-	-
167		Total_Revenue Revenue	-	-	-	-
168		A_B6000 Salaries, Wages & Benefits	-	-	-	-
169		A_B6200 Services & Fees	-	-	-	-
170		A_B6300 Travel	-	-	-	-
171	FC_B45 Restr	A_B6400 Supplies	-	-	-	-
172	Govt Funds	A_B6450 Utilities	-	-	-	-
173		A_B6500 Repairs & Maintenance	-	-	-	-
174		A_B6550 Rentals & Leases	-	-	-	-
175		A_B6575 Interest Expense	-	-	-	-
176		A_B6600 Claims & Judgements	-	-	-	-
177		A_B6650 Other Expense	-	-	-	-
178		A_B6700 Subcontracts	-	-	-	-
179		A_B6900 Depreciation & Amortization	-	-	-	-
180		A_B7000 Capital Expense	-	-	-	-
181		A_B7200 Discontinued Operations	-	-	-	-
182		A_B7500 Other Non Operating Expenses	-	-	-	-
183		A_B7600 Internal Allocations & Sales	-	-	-	-
184		A_B7700 Funding Tranfers	-	-	-	-
185		Total_Expenses Expenses	-	-	-	-
186		Statement of Activities Net Result	-	-	-	-


	A	B	C	D	E	F	
1							
2	O_13151: Criminal Justice & Sociology						
3	Board of Trustees Report						
4	O_13151: Criminal Justice & Sociology						
5			FY18		FY19		
6	Fund Class - Source	Summary Level Natural Accounts	Budget	Actual through March	Budget	Variance FY18 Budget to FY19 Budget	
7	FC_105 Unrestricted Operating Class	A_B4000 Tuition & Educational Fees	(82,714)	5,933	-	82,714	
8		A_B4100 Sales of Goods & Services	-	-	-	-	
9		A_B4300 Grants & Contracts	-	-	-	-	
10		A_43501 Federal Appropriations	-	-	-	-	
11		A_B4400 Other Operating Revenue	-	-	-	-	
12		A_B5000 Non Operating Revenues	-	-	-	-	
13		A_B5100 Appropriations	-	-	-	-	
14		A_B5300 Gifts	-	-	-	-	
15		A_B5500 Investment Income	-	-	-	-	
16		A_B5600 Other Non Operating Revenues	-	-	-	-	
17			Total_Revenue Revenue	(82,714)	5,933	-	82,714
18			A_B6000 Salaries, Wages & Benefits	1,388,639	908,312	1,646,072	257,433
19			A_B6200 Services & Fees	18,600	3,106	12,540	(6,060)
20			A_B6300 Travel	48,732	2,116	75,150	26,418
21			A_B6400 Supplies	42,849	7,817	73,075	30,226
22			A_B6450 Utilities	-	-	-	-
23			A_B6500 Repairs & Maintenance	10,000	-	3,500	(6,500)
24			A_B6550 Rentals & Leases	-	-	-	-
25			A_B6575 Interest Expense	-	-	-	-
26			A_B6600 Claims & Judgements	-	-	-	-
27			A_B6650 Other Expense	50,500	5,826	24,000	(26,500)
28			A_B6700 Subcontracts	-	-	-	-
29			A_B6900 Depreciation & Amortization	-	-	-	-
30			A_B7000 Capital Expense	-	-	-	-
31			A_B7200 Discontinued Operations	-	-	-	-
32			A_B7500 Other Non Operating Expenses	-	-	-	-
33			A_B7600 Internal Allocations & Sales	(158,050)	12,208	(141,232)	16,818
34			A_B7700 Funding Tranfers	(149,918)	-	-	149,918
35			Total_Expenses Expenses	1,251,352	939,385	1,693,105	441,753
36			Statement of Activities Net Result	1,168,638	945,318	1,693,105	524,467
37		FC_B20 Designated Op	A_B4000 Tuition & Educational Fees	-	-	-	-
38			A_B4100 Sales of Goods & Services	-	-	-	-
39			A_B4300 Grants & Contracts	-	-	-	-
40			A_43501 Federal Appropriations	-	-	-	-
41			A_B4400 Other Operating Revenue	-	-	-	-
42			A_B5000 Non Operating Revenues	-	-	-	-
43	A_B5100 Appropriations		-	-	-	-	
44	A_B5300 Gifts		-	-	-	-	
45	A_B5500 Investment Income		-	-	-	-	
46	A_B5600 Other Non Operating Revenues		-	-	-	-	
47			Total_Revenue Revenue	-	-	-	-
48			A_B6000 Salaries, Wages & Benefits	-	-	-	-
49			A_B6200 Services & Fees	-	-	2,406	2,406
50			A_B6300 Travel	-	-	11,500	11,500
51			A_B6400 Supplies	-	-	7,216	7,216
52			A_B6450 Utilities	-	-	-	-
53			A_B6500 Repairs & Maintenance	-	-	-	-
54			A_B6550 Rentals & Leases	-	-	-	-
55			A_B6575 Interest Expense	-	-	-	-
56			A_B6600 Claims & Judgements	-	-	-	-
57			A_B6650 Other Expense	4,500	-	-	(4,500)
58			A_B6700 Subcontracts	-	-	-	-
59			A_B6900 Depreciation & Amortization	-	-	-	-
60			A_B7000 Capital Expense	-	-	-	-
61			A_B7200 Discontinued Operations	-	-	-	-
62			A_B7500 Other Non Operating Expenses	-	-	-	-
63			A_B7600 Internal Allocations & Sales	-	-	(11,500)	(11,500)
64			A_B7700 Funding Tranfers	(4,500)	-	(9,622)	(5,122)
65			Total_Expenses Expenses	-	-	0	0
66			Statement of Activities Net Result	-	-	0	0


	A	B	C	D	E	F
1						
2	O_13151: Criminal Justice & Sociology					
3	Board of Trustees Report					
4	O_13151: Criminal Justice & Sociology					
5				FY18	FY19	
6	Fund Class - Source	Summary Level Natural Accounts	Budget	Actual through March	Budget	Variance FY18 Budget to FY19 Budget
67		A_B4000 Tuition & Educational Fees	-	500	-	-
68		A_B4100 Sales of Goods & Services	-	-	-	-
69		A_B4300 Grants & Contracts	-	-	-	-
70		A_43501 Federal Appropriations	-	-	-	-
71		A_B4400 Other Operating Revenue	-	-	-	-
72		A_B5000 Non Operating Revenues	-	-	-	-
73		A_B5100 Appropriations	-	-	-	-
74		A_B5300 Gifts	-	(765)	(31,023)	(31,023)
75		A_B5500 Investment Income	-	-	-	-
76		A_B5600 Other Non Operating Revenues	-	-	-	-
77		Total_Revenue Revenue	-	(265)	(31,023)	(31,023)
78		A_B6000 Salaries, Wages & Benefits	-	-	-	-
79		A_B6200 Services & Fees	-	-	2,000	2,000
80		A_B6300 Travel	-	360	17,196	17,196
81	FC_B30 Restr Expendable Op	A_B6400 Supplies	-	-	2,000	2,000
82		A_B6450 Utilities	-	-	-	-
83		A_B6500 Repairs & Maintenance	-	-	-	-
84		A_B6550 Rentals & Leases	-	-	1,200	1,200
85		A_B6575 Interest Expense	-	-	-	-
86		A_B6600 Claims & Judgements	-	-	-	-
87		A_B6650 Other Expense	-	-	8,627	8,627
88		A_B6700 Subcontracts	-	-	-	-
89		A_B6900 Depreciation & Amortization	-	-	-	-
90		A_B7000 Capital Expense	-	-	-	-
91		A_B7200 Discontinued Operations	-	-	-	-
92		A_B7500 Other Non Operating Expenses	-	-	-	-
93		A_B7600 Internal Allocations & Sales	-	-	-	-
94		A_B7700 Funding Tranfers	-	-	-	-
95			Total_Expenses Expenses	-	360	31,023
96		Statement of Activities Net Result	-	95	-	-
97		A_B4000 Tuition & Educational Fees	-	-	-	-
98		A_B4100 Sales of Goods & Services	-	-	-	-
99		A_B4300 Grants & Contracts	-	-	-	-
100		A_43501 Federal Appropriations	-	-	-	-
101		A_B4400 Other Operating Revenue	-	-	-	-
102		A_B5000 Non Operating Revenues	-	-	-	-
103		A_B5100 Appropriations	-	-	-	-
104		A_B5300 Gifts	-	-	-	-
105		A_B5500 Investment Income	-	-	-	-
106		A_B5600 Other Non Operating Revenues	-	-	-	-
107		Total_Revenue Revenue	-	-	-	-
108		A_B6000 Salaries, Wages & Benefits	-	-	-	-
109		A_B6200 Services & Fees	-	-	-	-
110		A_B6300 Travel	-	-	-	-
111	FC_B35 Restr Expendable Non Op	A_B6400 Supplies	-	-	-	-
112		A_B6450 Utilities	-	-	-	-
113		A_B6500 Repairs & Maintenance	-	-	-	-
114		A_B6550 Rentals & Leases	-	-	-	-
115		A_B6575 Interest Expense	-	-	-	-
116		A_B6600 Claims & Judgements	-	-	-	-
117		A_B6650 Other Expense	-	-	-	-
118		A_B6700 Subcontracts	-	-	-	-
119		A_B6900 Depreciation & Amortization	-	-	-	-
120		A_B7000 Capital Expense	-	-	-	-
121		A_B7200 Discontinued Operations	-	-	-	-
122		A_B7500 Other Non Operating Expenses	-	-	-	-
123		A_B7600 Internal Allocations & Sales	-	-	-	-
124		A_B7700 Funding Tranfers	-	-	-	-
125			Total_Expenses Expenses	-	-	-
126		Statement of Activities Net Result	-	-	-	-


	A	B	C	D	E	F
1						
2	O_13151: Criminal Justice & Sociology					
3	Board of Trustees Report					
4	O_13151: Criminal Justice & Sociology					
5			FY18		FY19	
6	Fund Class - Source	Summary Level Natural Accounts	Budget	Actual through March	Budget	Variance FY18 Budget to FY19 Budget
127		A_B4000 Tuition & Educational Fees	-	-	-	-
128		A_B4100 Sales of Goods & Services	-	-	-	-
129		A_B4300 Grants & Contracts	-	(195)	-	-
130		A_43501 Federal Appropriations	-	-	-	-
131		A_B4400 Other Operating Revenue	-	-	-	-
132		A_B5000 Non Operating Revenues	-	-	-	-
133		A_B5100 Appropriations	-	-	-	-
134		A_B5300 Gifts	-	-	-	-
135		A_B5500 Investment Income	-	-	-	-
136		A_B5600 Other Non Operating Revenues	-	-	-	-
137		Total_Revenue Revenue	-	(195)	-	-
138		A_B6000 Salaries, Wages & Benefits	-	-	-	-
139		A_B6200 Services & Fees	-	-	-	-
140		A_B6300 Travel	-	-	-	-
141	FC_B40 Restr	A_B6400 Supplies	-	-	-	-
142	Grants	A_B6450 Utilities	-	-	-	-
143		A_B6500 Repairs & Maintenance	-	-	-	-
144		A_B6550 Rentals & Leases	-	-	-	-
145		A_B6575 Interest Expense	-	-	-	-
146		A_B6600 Claims & Judgements	-	-	-	-
147		A_B6650 Other Expense	-	-	-	-
148		A_B6700 Subcontracts	-	-	-	-
149		A_B6900 Depreciation & Amortization	-	-	-	-
150		A_B7000 Capital Expense	-	-	-	-
151		A_B7200 Discontinued Operations	-	-	-	-
152		A_B7500 Other Non Operating Expenses	-	-	-	-
153		A_B7600 Internal Allocations & Sales	-	-	-	-
154		A_B7700 Funding Tranfers	-	-	-	-
155		Total_Expenses Expenses	-	-	-	-
156		Statement of Activities Net Result	-	(195)	-	-
157		A_B4000 Tuition & Educational Fees	-	-	-	-
158		A_B4100 Sales of Goods & Services	-	-	-	-
159		A_B4300 Grants & Contracts	-	-	-	-
160		A_43501 Federal Appropriations	-	-	-	-
161		A_B4400 Other Operating Revenue	-	-	-	-
162		A_B5000 Non Operating Revenues	-	-	-	-
163		A_B5100 Appropriations	-	-	-	-
164		A_B5300 Gifts	-	-	-	-
165		A_B5500 Investment Income	-	-	-	-
166		A_B5600 Other Non Operating Revenues	-	-	-	-
167		Total_Revenue Revenue	-	-	-	-
168		A_B6000 Salaries, Wages & Benefits	-	-	-	-
169		A_B6200 Services & Fees	-	-	-	-
170		A_B6300 Travel	-	-	-	-
171	FC_B45 Restr	A_B6400 Supplies	-	-	-	-
172	Govt Funds	A_B6450 Utilities	-	-	-	-
173		A_B6500 Repairs & Maintenance	-	-	-	-
174		A_B6550 Rentals & Leases	-	-	-	-
175		A_B6575 Interest Expense	-	-	-	-
176		A_B6600 Claims & Judgements	-	-	-	-
177		A_B6650 Other Expense	-	-	-	-
178		A_B6700 Subcontracts	-	-	-	-
179		A_B6900 Depreciation & Amortization	-	-	-	-
180		A_B7000 Capital Expense	-	-	-	-
181		A_B7200 Discontinued Operations	-	-	-	-
182		A_B7500 Other Non Operating Expenses	-	-	-	-
183		A_B7600 Internal Allocations & Sales	-	-	-	-
184		A_B7700 Funding Tranfers	-	-	-	-
185		Total_Expenses Expenses	-	-	-	-
186		Statement of Activities Net Result	-	-	-	-


	A	B	C	D	E	F	
1							
2	O_13161: English						
3	Board of Trustees Report						
4	O_13161: English						
5			FY18		FY19		
6	Fund Class - Source	Summary Level Natural Accounts	Budget	Actual through March	Budget	Variance FY18 Budget to FY19 Budget	
7	FC_105 Unrestricted Operating Class	A_B4000 Tuition & Educational Fees	(136,348)	7,909	8,400	144,748	
8		A_B4100 Sales of Goods & Services	-	(4,313)	-	-	
9		A_B4300 Grants & Contracts	-	-	-	-	
10		A_43501 Federal Appropriations	-	-	-	-	
11		A_B4400 Other Operating Revenue	-	-	-	-	
12		A_B5000 Non Operating Revenues	-	-	-	-	
13		A_B5100 Appropriations	-	-	-	-	
14		A_B5300 Gifts	-	-	-	-	
15		A_B5500 Investment Income	-	-	-	-	
16		A_B5600 Other Non Operating Revenues	-	-	-	-	
17			Total_Revenue Revenue	(136,348)	3,596	8,400	144,748
18			A_B6000 Salaries, Wages & Benefits	2,888,943	1,998,608	2,714,769	(174,173)
19			A_B6200 Services & Fees	27,100	1,133	500	(26,600)
20			A_B6300 Travel	50,000	20,842	59,000	9,000
21			A_B6400 Supplies	12,950	7,718	15,400	2,450
22			A_B6450 Utilities	-	85	-	-
23			A_B6500 Repairs & Maintenance	250	-	-	(250)
24			A_B6550 Rentals & Leases	150	-	-	(150)
25			A_B6575 Interest Expense	-	-	-	-
26			A_B6600 Claims & Judgements	-	-	-	-
27			A_B6650 Other Expense	8,435	3,416	6,750	(1,685)
28			A_B6700 Subcontracts	-	69	-	-
29			A_B6900 Depreciation & Amortization	-	-	-	-
30			A_B7000 Capital Expense	-	-	-	-
31			A_B7200 Discontinued Operations	-	-	-	-
32			A_B7500 Other Non Operating Expenses	-	-	-	-
33			A_B7600 Internal Allocations & Sales	(199,367)	2,272	(144,770)	54,597
34			A_B7700 Funding Tranfers	(40,243)	-	-	40,243
35			Total_Expenses Expenses	2,748,217	2,034,142	2,651,649	(96,568)
36			Statement of Activities Net Result	2,611,869	2,037,738	2,660,049	48,180
37		FC_B20 Designated Op	A_B4000 Tuition & Educational Fees	-	-	-	-
38			A_B4100 Sales of Goods & Services	-	-	(3,500)	(3,500)
39			A_B4300 Grants & Contracts	-	-	-	-
40			A_43501 Federal Appropriations	-	-	-	-
41			A_B4400 Other Operating Revenue	-	(1,687)	-	-
42			A_B5000 Non Operating Revenues	-	-	-	-
43	A_B5100 Appropriations		-	-	-	-	
44	A_B5300 Gifts		-	-	-	-	
45	A_B5500 Investment Income		-	-	-	-	
46	A_B5600 Other Non Operating Revenues		-	-	-	-	
47			Total_Revenue Revenue	-	(1,687)	(3,500)	(3,500)
48			A_B6000 Salaries, Wages & Benefits	-	-	-	-
49			A_B6200 Services & Fees	-	-	-	-
50			A_B6300 Travel	-	-	2,250	2,250
51			A_B6400 Supplies	-	-	1,750	1,750
52			A_B6450 Utilities	-	-	-	-
53			A_B6500 Repairs & Maintenance	-	-	-	-
54			A_B6550 Rentals & Leases	-	-	-	-
55			A_B6575 Interest Expense	-	-	-	-
56			A_B6600 Claims & Judgements	-	-	-	-
57			A_B6650 Other Expense	-	-	2,000	2,000
58			A_B6700 Subcontracts	-	-	-	-
59			A_B6900 Depreciation & Amortization	-	-	-	-
60			A_B7000 Capital Expense	-	-	-	-
61			A_B7200 Discontinued Operations	-	-	-	-
62			A_B7500 Other Non Operating Expenses	-	-	-	-
63			A_B7600 Internal Allocations & Sales	-	-	(1,500)	(1,500)
64			A_B7700 Funding Tranfers	-	-	(1,000)	(1,000)
65			Total_Expenses Expenses	-	-	3,500	3,500
66			Statement of Activities Net Result	-	(1,687)	-	-


	A	B	C	D	E	F
1						
2	O_13161: English					
3	Board of Trustees Report					
4	O_13161: English					
5				FY18	FY19	
6	Fund Class - Source	Summary Level Natural Accounts	Budget	Actual through March	Budget	Variance FY18 Budget to FY19 Budget
67		A_B4000 Tuition & Educational Fees	-	31,992	46,211	46,211
68		A_B4100 Sales of Goods & Services	-	-	-	-
69		A_B4300 Grants & Contracts	-	-	-	-
70		A_43501 Federal Appropriations	-	-	-	-
71		A_B4400 Other Operating Revenue	-	-	-	-
72		A_B5000 Non Operating Revenues	-	-	-	-
73		A_B5100 Appropriations	-	-	-	-
74		A_B5300 Gifts	-	(28,542)	(121,405)	(121,405)
75		A_B5500 Investment Income	-	-	-	-
76		A_B5600 Other Non Operating Revenues	-	-	-	-
77		Total_Revenue Revenue	-	3,449	(75,194)	(75,194)
78		A_B6000 Salaries, Wages & Benefits	-	-	-	-
79		A_B6200 Services & Fees	-	2,500	8,000	8,000
80		A_B6300 Travel	-	945	21,488	21,488
81	FC_B30 Restr Expendable Op	A_B6400 Supplies	-	-	1,963	1,963
82		A_B6450 Utilities	-	-	-	-
83		A_B6500 Repairs & Maintenance	-	-	-	-
84		A_B6550 Rentals & Leases	-	-	4,000	4,000
85		A_B6575 Interest Expense	-	-	-	-
86		A_B6600 Claims & Judgements	-	-	-	-
87		A_B6650 Other Expense	-	22	39,743	39,743
88		A_B6700 Subcontracts	-	-	-	-
89		A_B6900 Depreciation & Amortization	-	-	-	-
90		A_B7000 Capital Expense	-	-	-	-
91		A_B7200 Discontinued Operations	-	-	-	-
92		A_B7500 Other Non Operating Expenses	-	-	-	-
93		A_B7600 Internal Allocations & Sales	-	-	-	-
94		A_B7700 Funding Tranfers	-	-	-	-
95			Total_Expenses Expenses	-	3,467	75,194
96		Statement of Activities Net Result	-	6,916	-	-
97		A_B4000 Tuition & Educational Fees	-	-	-	-
98		A_B4100 Sales of Goods & Services	-	-	-	-
99		A_B4300 Grants & Contracts	-	-	-	-
100		A_43501 Federal Appropriations	-	-	-	-
101		A_B4400 Other Operating Revenue	-	-	-	-
102		A_B5000 Non Operating Revenues	-	-	-	-
103		A_B5100 Appropriations	-	-	-	-
104		A_B5300 Gifts	-	-	-	-
105		A_B5500 Investment Income	-	-	-	-
106		A_B5600 Other Non Operating Revenues	-	-	-	-
107		Total_Revenue Revenue	-	-	-	-
108		A_B6000 Salaries, Wages & Benefits	-	-	-	-
109		A_B6200 Services & Fees	-	-	-	-
110		A_B6300 Travel	-	-	-	-
111	FC_B35 Restr Expendable Non Op	A_B6400 Supplies	-	-	-	-
112		A_B6450 Utilities	-	-	-	-
113		A_B6500 Repairs & Maintenance	-	-	-	-
114		A_B6550 Rentals & Leases	-	-	-	-
115		A_B6575 Interest Expense	-	-	-	-
116		A_B6600 Claims & Judgements	-	-	-	-
117		A_B6650 Other Expense	-	-	-	-
118		A_B6700 Subcontracts	-	-	-	-
119		A_B6900 Depreciation & Amortization	-	-	-	-
120		A_B7000 Capital Expense	-	-	-	-
121		A_B7200 Discontinued Operations	-	-	-	-
122		A_B7500 Other Non Operating Expenses	-	-	-	-
123		A_B7600 Internal Allocations & Sales	-	-	-	-
124		A_B7700 Funding Tranfers	-	-	-	-
125			Total_Expenses Expenses	-	-	-
126		Statement of Activities Net Result	-	-	-	-


	A	B	C	D	E	F
1						
2	O_13161: English					
3	Board of Trustees Report					
4	O_13161: English					
5			FY18		FY19	
6	Fund Class - Source	Summary Level Natural Accounts	Budget	Actual through March	Budget	Variance FY18 Budget to FY19 Budget
127		A_B4000 Tuition & Educational Fees	-	-	200	200
128		A_B4100 Sales of Goods & Services	-	-	-	-
129		A_B4300 Grants & Contracts	-	(5,000)	(5,817)	(5,817)
130		A_43501 Federal Appropriations	-	-	-	-
131		A_B4400 Other Operating Revenue	-	-	-	-
132		A_B5000 Non Operating Revenues	-	-	-	-
133		A_B5100 Appropriations	-	-	-	-
134		A_B5300 Gifts	-	-	-	-
135		A_B5500 Investment Income	-	-	-	-
136		A_B5600 Other Non Operating Revenues	-	-	1,500	1,500
137		Total_Revenue Revenue	-	(5,000)	(4,117)	(4,117)
138		A_B6000 Salaries, Wages & Benefits	-	-	5,500	5,500
139		A_B6200 Services & Fees	-	-	344	344
140		A_B6300 Travel	-	-	(3,194)	(3,194)
141	FC_B40 Restr	A_B6400 Supplies	-	-	1,000	1,000
142	Grants	A_B6450 Utilities	-	-	-	-
143		A_B6500 Repairs & Maintenance	-	-	-	-
144		A_B6550 Rentals & Leases	-	-	700	700
145		A_B6575 Interest Expense	-	-	-	-
146		A_B6600 Claims & Judgements	-	-	-	-
147		A_B6650 Other Expense	-	-	-	-
148		A_B6700 Subcontracts	-	-	-	-
149		A_B6900 Depreciation & Amortization	-	-	-	-
150		A_B7000 Capital Expense	-	-	-	-
151		A_B7200 Discontinued Operations	-	-	-	-
152		A_B7500 Other Non Operating Expenses	-	-	(234)	(234)
153		A_B7600 Internal Allocations & Sales	-	-	-	-
154		A_B7700 Funding Tranfers	-	-	-	-
155		Total_Expenses Expenses	-	-	4,117	4,117
156		Statement of Activities Net Result	-	(5,000)	0	0
157		A_B4000 Tuition & Educational Fees	-	-	-	-
158		A_B4100 Sales of Goods & Services	-	-	-	-
159		A_B4300 Grants & Contracts	-	-	-	-
160		A_43501 Federal Appropriations	-	-	-	-
161		A_B4400 Other Operating Revenue	-	-	-	-
162		A_B5000 Non Operating Revenues	-	-	-	-
163		A_B5100 Appropriations	-	-	-	-
164		A_B5300 Gifts	-	-	-	-
165		A_B5500 Investment Income	-	-	-	-
166		A_B5600 Other Non Operating Revenues	-	-	-	-
167		Total_Revenue Revenue	-	-	-	-
168		A_B6000 Salaries, Wages & Benefits	-	-	-	-
169		A_B6200 Services & Fees	-	-	-	-
170		A_B6300 Travel	-	-	-	-
171	FC_B45 Restr	A_B6400 Supplies	-	-	-	-
172	Govt Funds	A_B6450 Utilities	-	-	-	-
173		A_B6500 Repairs & Maintenance	-	-	-	-
174		A_B6550 Rentals & Leases	-	-	-	-
175		A_B6575 Interest Expense	-	-	-	-
176		A_B6600 Claims & Judgements	-	-	-	-
177		A_B6650 Other Expense	-	-	-	-
178		A_B6700 Subcontracts	-	-	-	-
179		A_B6900 Depreciation & Amortization	-	-	-	-
180		A_B7000 Capital Expense	-	-	-	-
181		A_B7200 Discontinued Operations	-	-	-	-
182		A_B7500 Other Non Operating Expenses	-	-	-	-
183		A_B7600 Internal Allocations & Sales	-	-	-	-
184		A_B7700 Funding Tranfers	-	-	-	-
185		Total_Expenses Expenses	-	-	-	-
186		Statement of Activities Net Result	-	-	-	-


	A	B	C	D	E	F	
1							
2	O_13171: Geography						
3	Board of Trustees Report						
4	O_13171: Geography						
5			FY18		FY19		
6	Fund Class - Source	Summary Level Natural Accounts	Budget	Actual through March	Budget	Variance FY18 Budget to FY19 Budget	
7	FC_105 Unrestricted Operating Class	A_B4000 Tuition & Educational Fees	(42,023)	(1,171)	-	42,023	
8		A_B4100 Sales of Goods & Services	(400)	-	-	400	
9		A_B4300 Grants & Contracts	-	-	-	-	
10		A_43501 Federal Appropriations	-	-	-	-	
11		A_B4400 Other Operating Revenue	(3,375)	(9,900)	-	3,375	
12		A_B5000 Non Operating Revenues	-	-	-	-	
13		A_B5100 Appropriations	-	-	-	-	
14		A_B5300 Gifts	-	-	-	-	
15		A_B5500 Investment Income	-	-	-	-	
16		A_B5600 Other Non Operating Revenues	-	-	-	-	
17			Total_Revenue Revenue	(45,798)	(11,071)	-	45,798
18			A_B6000 Salaries, Wages & Benefits	1,090,848	816,500	860,398	(230,450)
19			A_B6200 Services & Fees	5,000	13,254	6,000	1,000
20			A_B6300 Travel	14,500	7,146	13,500	(1,000)
21			A_B6400 Supplies	18,050	9,705	16,950	(1,100)
22			A_B6450 Utilities	-	-	-	-
23			A_B6500 Repairs & Maintenance	-	-	-	-
24			A_B6550 Rentals & Leases	250	2,825	500	250
25			A_B6575 Interest Expense	-	-	-	-
26			A_B6600 Claims & Judgements	-	-	-	-
27			A_B6650 Other Expense	2,000	1,342	5,000	3,000
28			A_B6700 Subcontracts	-	-	-	-
29			A_B6900 Depreciation & Amortization	-	-	-	-
30			A_B7000 Capital Expense	-	-	-	-
31			A_B7200 Discontinued Operations	-	-	-	-
32			A_B7500 Other Non Operating Expenses	-	-	-	-
33			A_B7600 Internal Allocations & Sales	(61,750)	11,984	(34,575)	27,175
34			A_B7700 Funding Tranfers	(654)	-	-	654
35			Total_Expenses Expenses	1,068,243	862,754	867,773	(200,470)
36			Statement of Activities Net Result	1,022,445	851,683	867,773	(154,672)
37		FC_B20 Designated Op	A_B4000 Tuition & Educational Fees	-	-	-	-
38			A_B4100 Sales of Goods & Services	-	(2,025)	(1,500)	(1,500)
39			A_B4300 Grants & Contracts	(4,000)	-	(2,300)	1,700
40			A_43501 Federal Appropriations	-	-	-	-
41			A_B4400 Other Operating Revenue	-	-	-	-
42			A_B5000 Non Operating Revenues	-	-	-	-
43	A_B5100 Appropriations		-	-	-	-	
44	A_B5300 Gifts		-	-	-	-	
45	A_B5500 Investment Income		-	-	-	-	
46	A_B5600 Other Non Operating Revenues		-	-	-	-	
47			Total_Revenue Revenue	(4,000)	(2,025)	(3,800)	200
48			A_B6000 Salaries, Wages & Benefits	-	-	-	-
49			A_B6200 Services & Fees	-	-	-	-
50			A_B6300 Travel	2,500	-	2,000	(500)
51			A_B6400 Supplies	1,500	48	5,500	4,000
52			A_B6450 Utilities	-	-	-	-
53			A_B6500 Repairs & Maintenance	-	-	-	-
54			A_B6550 Rentals & Leases	-	-	-	-
55			A_B6575 Interest Expense	-	-	-	-
56			A_B6600 Claims & Judgements	-	-	-	-
57			A_B6650 Other Expense	-	-	2,000	2,000
58			A_B6700 Subcontracts	-	-	-	-
59			A_B6900 Depreciation & Amortization	-	-	-	-
60			A_B7000 Capital Expense	-	-	-	-
61			A_B7200 Discontinued Operations	-	-	-	-
62			A_B7500 Other Non Operating Expenses	-	-	-	-
63			A_B7600 Internal Allocations & Sales	-	59	800	800
64			A_B7700 Funding Tranfers	-	-	(6,500)	(6,500)
65			Total_Expenses Expenses	4,000	106	3,800	(200)
66			Statement of Activities Net Result	-	(1,918)	-	-


	A	B	C	D	E	F
1						
2	O_13171: Geography					
3	Board of Trustees Report					
4	O_13171: Geography					
5				FY18	FY19	
6	Fund Class - Source	Summary Level Natural Accounts	Budget	Actual through March	Budget	Variance FY18 Budget to FY19 Budget
67		A_B4000 Tuition & Educational Fees	-	12,610	5,000	5,000
68		A_B4100 Sales of Goods & Services	-	-	-	-
69		A_B4300 Grants & Contracts	-	-	-	-
70		A_43501 Federal Appropriations	-	-	-	-
71		A_B4400 Other Operating Revenue	-	-	-	-
72		A_B5000 Non Operating Revenues	-	-	-	-
73		A_B5100 Appropriations	-	-	-	-
74		A_B5300 Gifts	-	(28,320)	(32,153)	(32,153)
75		A_B5500 Investment Income	-	-	-	-
76		A_B5600 Other Non Operating Revenues	-	-	-	-
77		Total_Revenue Revenue	-	(15,710)	(27,153)	(27,153)
78		A_B6000 Salaries, Wages & Benefits	-	4,564	-	-
79		A_B6200 Services & Fees	-	48	2,500	2,500
80		A_B6300 Travel	-	5,582	20,500	20,500
81	FC_B30 Restr	A_B6400 Supplies	-	439	20,653	20,653
82	Expendable Op	A_B6450 Utilities	-	-	-	-
83		A_B6500 Repairs & Maintenance	-	-	-	-
84		A_B6550 Rentals & Leases	-	-	-	-
85		A_B6575 Interest Expense	-	-	-	-
86		A_B6600 Claims & Judgements	-	-	-	-
87		A_B6650 Other Expense	-	3,381	19,000	19,000
88		A_B6700 Subcontracts	-	-	-	-
89		A_B6900 Depreciation & Amortization	-	-	-	-
90		A_B7000 Capital Expense	-	-	-	-
91		A_B7200 Discontinued Operations	-	-	-	-
92		A_B7500 Other Non Operating Expenses	-	-	-	-
93		A_B7600 Internal Allocations & Sales	-	1,990	4,000	4,000
94		A_B7700 Funding Tranfers	-	-	(39,500)	(39,500)
95		Total_Expenses Expenses	-	16,004	27,153	27,153
96		Statement of Activities Net Result	-	294	-	-
97		A_B4000 Tuition & Educational Fees	-	-	-	-
98		A_B4100 Sales of Goods & Services	-	-	-	-
99		A_B4300 Grants & Contracts	-	-	-	-
100		A_43501 Federal Appropriations	-	-	-	-
101		A_B4400 Other Operating Revenue	-	-	-	-
102		A_B5000 Non Operating Revenues	-	-	-	-
103		A_B5100 Appropriations	-	-	-	-
104		A_B5300 Gifts	-	-	-	-
105		A_B5500 Investment Income	-	-	-	-
106		A_B5600 Other Non Operating Revenues	-	-	-	-
107		Total_Revenue Revenue	-	-	-	-
108		A_B6000 Salaries, Wages & Benefits	-	-	-	-
109		A_B6200 Services & Fees	-	-	-	-
110		A_B6300 Travel	-	-	-	-
111	FC_B35 Restr	A_B6400 Supplies	-	-	-	-
112	Expendable Non Op	A_B6450 Utilities	-	-	-	-
113		A_B6500 Repairs & Maintenance	-	-	-	-
114		A_B6550 Rentals & Leases	-	-	-	-
115		A_B6575 Interest Expense	-	-	-	-
116		A_B6600 Claims & Judgements	-	-	-	-
117		A_B6650 Other Expense	-	-	-	-
118		A_B6700 Subcontracts	-	-	-	-
119		A_B6900 Depreciation & Amortization	-	-	-	-
120		A_B7000 Capital Expense	-	-	-	-
121		A_B7200 Discontinued Operations	-	-	-	-
122		A_B7500 Other Non Operating Expenses	-	-	-	-
123		A_B7600 Internal Allocations & Sales	-	-	-	-
124		A_B7700 Funding Tranfers	-	-	-	-
125		Total_Expenses Expenses	-	-	-	-
126		Statement of Activities Net Result	-	-	-	-


	A	B	C	D	E	F	
1							
2	O_13171: Geography						
3	Board of Trustees Report						
4	O_13171: Geography						
5				FY18	FY19		
6	Fund Class - Source	Summary Level Natural Accounts	Budget	Actual through March	Budget	Variance FY18 Budget to FY19 Budget	
127	FC_B40 Restr Grants	A_B4000 Tuition & Educational Fees	-	-	2,541	2,541	
128		A_B4100 Sales of Goods & Services	-	-	-	-	
129		A_B4300 Grants & Contracts	-	(138,660)	(100,235)	(100,235)	
130		A_43501 Federal Appropriations	-	-	-	-	
131		A_B4400 Other Operating Revenue	-	-	-	-	
132		A_B5000 Non Operating Revenues	-	-	-	-	
133		A_B5100 Appropriations	-	-	-	-	
134		A_B5300 Gifts	-	-	-	-	
135		A_B5500 Investment Income	-	-	-	-	
136		A_B5600 Other Non Operating Revenues	-	(10,443)	(637)	(637)	
137		Total_Revenue Revenue	-	(149,102)	(98,331)	(98,331)	
138		A_B6000 Salaries, Wages & Benefits	-	48,674	136,665	136,665	
139		A_B6200 Services & Fees	-	20,468	(89,663)	(89,663)	
140		A_B6300 Travel	-	4,942	23,862	23,862	
141		A_B6400 Supplies	-	7,787	18,958	18,958	
142		A_B6450 Utilities	-	-	-	-	
143		A_B6500 Repairs & Maintenance	-	-	-	-	
144		A_B6550 Rentals & Leases	-	-	3,191	3,191	
145		A_B6575 Interest Expense	-	-	-	-	
146		A_B6600 Claims & Judgements	-	-	-	-	
147		A_B6650 Other Expense	-	26,230	1,155	1,155	
148		A_B6700 Subcontracts	-	-	-	-	
149		A_B6900 Depreciation & Amortization	-	-	-	-	
150		A_B7000 Capital Expense	-	1,879	-	-	
151		A_B7200 Discontinued Operations	-	-	-	-	
152		A_B7500 Other Non Operating Expenses	-	-	(2,207)	(2,207)	
153		A_B7600 Internal Allocations & Sales	-	-	-	-	
154		A_B7700 Funding Tranfers	-	-	-	-	
155		Total_Expenses Expenses	-	109,980	91,961	91,961	
156		Statement of Activities Net Result	-	(39,123)	(6,370)	(6,370)	
157		FC_B45 Restr Govt Funds	A_B4000 Tuition & Educational Fees	-	-	-	-
158			A_B4100 Sales of Goods & Services	-	-	-	-
159	A_B4300 Grants & Contracts		-	-	-	-	
160	A_43501 Federal Appropriations		-	-	-	-	
161	A_B4400 Other Operating Revenue		-	-	-	-	
162	A_B5000 Non Operating Revenues		-	-	-	-	
163	A_B5100 Appropriations		-	-	-	-	
164	A_B5300 Gifts		-	-	-	-	
165	A_B5500 Investment Income		-	-	-	-	
166	A_B5600 Other Non Operating Revenues		-	-	-	-	
167	Total_Revenue Revenue		-	-	-	-	
168	A_B6000 Salaries, Wages & Benefits		-	-	-	-	
169	A_B6200 Services & Fees		-	-	-	-	
170	A_B6300 Travel		-	-	-	-	
171	A_B6400 Supplies		-	-	-	-	
172	A_B6450 Utilities		-	-	-	-	
173	A_B6500 Repairs & Maintenance		-	-	-	-	
174	A_B6550 Rentals & Leases		-	-	-	-	
175	A_B6575 Interest Expense		-	-	-	-	
176	A_B6600 Claims & Judgements		-	-	-	-	
177	A_B6650 Other Expense		-	-	-	-	
178	A_B6700 Subcontracts		-	-	-	-	
179	A_B6900 Depreciation & Amortization		-	-	-	-	
180	A_B7000 Capital Expense		-	-	-	-	
181	A_B7200 Discontinued Operations		-	-	-	-	
182	A_B7500 Other Non Operating Expenses		-	-	-	-	
183	A_B7600 Internal Allocations & Sales		-	-	-	-	
184	A_B7700 Funding Tranfers		-	-	-	-	
185	Total_Expenses Expenses		-	-	-	-	
186	Statement of Activities Net Result		-	-	-	-	


	A	B	C	D	E	F	
1							
2	O_13191: American Studies & History						
3	Board of Trustees Report						
4	O_13191: American Studies & History						
5			FY18		FY19		
6	Fund Class - Source	Summary Level Natural Accounts	Budget	Actual through March	Budget	Variance FY18 Budget to FY19 Budget	
7	FC_105 Unrestricted Operating Class	A_B4000 Tuition & Educational Fees	(91,720)	8,216	5,000	96,720	
8		A_B4100 Sales of Goods & Services	-	-	-	-	
9		A_B4300 Grants & Contracts	-	-	-	-	
10		A_43501 Federal Appropriations	-	-	-	-	
11		A_B4400 Other Operating Revenue	(2,837)	-	-	2,837	
12		A_B5000 Non Operating Revenues	-	-	-	-	
13		A_B5100 Appropriations	-	-	-	-	
14		A_B5300 Gifts	-	-	-	-	
15		A_B5500 Investment Income	-	-	-	-	
16		A_B5600 Other Non Operating Revenues	-	-	-	-	
17			Total_Revenue Revenue	(94,557)	8,216	5,000	99,557
18			A_B6000 Salaries, Wages & Benefits	1,362,117	978,732	1,326,502	(35,614)
19			A_B6200 Services & Fees	13,740	600	1,650	(12,090)
20			A_B6300 Travel	34,500	9,035	22,000	(12,500)
21			A_B6400 Supplies	13,095	7,444	13,500	405
22			A_B6450 Utilities	-	-	-	-
23			A_B6500 Repairs & Maintenance	-	-	-	-
24			A_B6550 Rentals & Leases	-	-	-	-
25			A_B6575 Interest Expense	-	-	-	-
26			A_B6600 Claims & Judgements	-	-	-	-
27			A_B6650 Other Expense	5,000	1,283	2,650	(2,350)
28			A_B6700 Subcontracts	-	-	-	-
29			A_B6900 Depreciation & Amortization	-	-	-	-
30			A_B7000 Capital Expense	-	-	-	-
31			A_B7200 Discontinued Operations	-	-	-	-
32			A_B7500 Other Non Operating Expenses	-	-	-	-
33			A_B7600 Internal Allocations & Sales	(12,000)	(1,681)	(94,920)	(82,920)
34			A_B7700 Funding Tranfers	2,142	-	-	(2,142)
35			Total_Expenses Expenses	1,418,594	995,413	1,271,382	(147,211)
36			Statement of Activities Net Result	1,324,037	1,003,630	1,276,382	(47,654)
37		FC_B20 Designated Op	A_B4000 Tuition & Educational Fees	-	-	8,777	8,777
38			A_B4100 Sales of Goods & Services	-	-	-	-
39			A_B4300 Grants & Contracts	-	-	-	-
40			A_43501 Federal Appropriations	-	-	-	-
41			A_B4400 Other Operating Revenue	-	-	-	-
42			A_B5000 Non Operating Revenues	-	-	-	-
43	A_B5100 Appropriations		-	-	-	-	
44	A_B5300 Gifts		-	-	-	-	
45	A_B5500 Investment Income		-	-	-	-	
46	A_B5600 Other Non Operating Revenues		-	-	-	-	
47			Total_Revenue Revenue	-	-	8,777	8,777
48			A_B6000 Salaries, Wages & Benefits	-	-	-	-
49			A_B6200 Services & Fees	-	-	-	-
50			A_B6300 Travel	1,500	5,000	3,000	1,500
51			A_B6400 Supplies	-	-	2,000	2,000
52			A_B6450 Utilities	-	-	-	-
53			A_B6500 Repairs & Maintenance	-	-	-	-
54			A_B6550 Rentals & Leases	-	-	-	-
55			A_B6575 Interest Expense	-	-	-	-
56			A_B6600 Claims & Judgements	-	-	-	-
57			A_B6650 Other Expense	-	-	-	-
58			A_B6700 Subcontracts	-	-	-	-
59			A_B6900 Depreciation & Amortization	-	-	-	-
60			A_B7000 Capital Expense	-	-	-	-
61			A_B7200 Discontinued Operations	-	-	-	-
62			A_B7500 Other Non Operating Expenses	-	-	-	-
63			A_B7600 Internal Allocations & Sales	-	-	(5,000)	(5,000)
64			A_B7700 Funding Tranfers	(1,500)	-	(8,777)	(7,277)
65			Total_Expenses Expenses	-	5,000	(8,777)	(8,777)
66			Statement of Activities Net Result	-	5,000	0	0


	A	B	C	D	E	F
1						
2	O_13191: American Studies & History					
3	Board of Trustees Report					
4	O_13191: American Studies & History					
5				FY18	FY19	
6	Fund Class - Source	Summary Level Natural Accounts	Budget	Actual through March	Budget	Variance FY18 Budget to FY19 Budget
67		A_B4000 Tuition & Educational Fees	-	66,859	102,798	102,798
68		A_B4100 Sales of Goods & Services	-	-	-	-
69		A_B4300 Grants & Contracts	-	-	-	-
70		A_43501 Federal Appropriations	-	-	-	-
71		A_B4400 Other Operating Revenue	-	-	-	-
72		A_B5000 Non Operating Revenues	-	-	-	-
73		A_B5100 Appropriations	-	-	-	-
74		A_B5300 Gifts	-	(169,053)	(388,322)	(388,322)
75		A_B5500 Investment Income	-	-	-	-
76		A_B5600 Other Non Operating Revenues	-	-	-	-
77		Total_Revenue Revenue	-	(102,194)	(285,524)	(285,524)
78		A_B6000 Salaries, Wages & Benefits	-	162,002	181,199	181,199
79		A_B6200 Services & Fees	-	6,286	6,650	6,650
80		A_B6300 Travel	-	32,692	80,528	80,528
81	FC_B30 Restr	A_B6400 Supplies	-	6,002	15,728	15,728
82	Expendable Op	A_B6450 Utilities	-	-	-	-
83		A_B6500 Repairs & Maintenance	-	69	-	-
84		A_B6550 Rentals & Leases	-	-	-	-
85		A_B6575 Interest Expense	-	-	-	-
86		A_B6600 Claims & Judgements	-	-	-	-
87		A_B6650 Other Expense	-	447	150	150
88		A_B6700 Subcontracts	-	-	-	-
89		A_B6900 Depreciation & Amortization	-	-	-	-
90		A_B7000 Capital Expense	-	-	-	-
91		A_B7200 Discontinued Operations	-	-	-	-
92		A_B7500 Other Non Operating Expenses	-	-	-	-
93		A_B7600 Internal Allocations & Sales	-	5,951	9,746	9,746
94		A_B7700 Funding Tranfers	-	-	(8,476)	(8,476)
95		Total_Expenses Expenses	-	213,448	285,524	285,524
96		Statement of Activities Net Result	-	111,254	-	-
97		A_B4000 Tuition & Educational Fees	-	-	-	-
98		A_B4100 Sales of Goods & Services	-	-	-	-
99		A_B4300 Grants & Contracts	-	-	-	-
100		A_43501 Federal Appropriations	-	-	-	-
101		A_B4400 Other Operating Revenue	-	-	-	-
102		A_B5000 Non Operating Revenues	-	-	-	-
103		A_B5100 Appropriations	-	-	-	-
104		A_B5300 Gifts	-	-	-	-
105		A_B5500 Investment Income	-	-	-	-
106		A_B5600 Other Non Operating Revenues	-	-	-	-
107		Total_Revenue Revenue	-	-	-	-
108		A_B6000 Salaries, Wages & Benefits	-	-	-	-
109		A_B6200 Services & Fees	-	-	-	-
110		A_B6300 Travel	-	-	-	-
111	FC_B35 Restr	A_B6400 Supplies	-	-	-	-
112	Expendable Non Op	A_B6450 Utilities	-	-	-	-
113		A_B6500 Repairs & Maintenance	-	-	-	-
114		A_B6550 Rentals & Leases	-	-	-	-
115		A_B6575 Interest Expense	-	-	-	-
116		A_B6600 Claims & Judgements	-	-	-	-
117		A_B6650 Other Expense	-	-	-	-
118		A_B6700 Subcontracts	-	-	-	-
119		A_B6900 Depreciation & Amortization	-	-	-	-
120		A_B7000 Capital Expense	-	-	-	-
121		A_B7200 Discontinued Operations	-	-	-	-
122		A_B7500 Other Non Operating Expenses	-	-	-	-
123		A_B7600 Internal Allocations & Sales	-	-	-	-
124		A_B7700 Funding Tranfers	-	-	-	-
125		Total_Expenses Expenses	-	-	-	-
126		Statement of Activities Net Result	-	-	-	-

	A	B	C	D	E	F
1						
2	O_13191: American Studies & History					
3	Board of Trustees Report					
4	O_13191: American Studies & History					
5			FY18		FY19	
6	Fund Class - Source	Summary Level Natural Accounts	Budget	Actual through March	Budget	Variance FY18 Budget to FY19 Budget
127		A_B4000 Tuition & Educational Fees	-	-	400	400
128		A_B4100 Sales of Goods & Services	-	-	-	-
129		A_B4300 Grants & Contracts	-	(3,885)	(26,474)	(26,474)
130		A_43501 Federal Appropriations	-	-	-	-
131		A_B4400 Other Operating Revenue	-	-	-	-
132		A_B5000 Non Operating Revenues	-	-	-	-
133		A_B5100 Appropriations	-	-	-	-
134		A_B5300 Gifts	-	-	-	-
135		A_B5500 Investment Income	-	-	-	-
136		A_B5600 Other Non Operating Revenues	-	-	3,000	3,000
137		Total_Revenue Revenue	-	(3,885)	(23,074)	(23,074)
138		A_B6000 Salaries, Wages & Benefits	-	2,483	10,574	10,574
139		A_B6200 Services & Fees	-	-	1,400	1,400
140		A_B6300 Travel	-	488	800	800
141	FC_B40 Restr	A_B6400 Supplies	-	-	2,000	2,000
142	Grants	A_B6450 Utilities	-	-	-	-
143		A_B6500 Repairs & Maintenance	-	-	-	-
144		A_B6550 Rentals & Leases	-	-	1,400	1,400
145		A_B6575 Interest Expense	-	-	-	-
146		A_B6600 Claims & Judgements	-	-	-	-
147		A_B6650 Other Expense	-	-	-	-
148		A_B6700 Subcontracts	-	-	-	-
149		A_B6900 Depreciation & Amortization	-	-	-	-
150		A_B7000 Capital Expense	-	-	-	-
151		A_B7200 Discontinued Operations	-	-	-	-
152		A_B7500 Other Non Operating Expenses	-	-	-	-
153		A_B7600 Internal Allocations & Sales	-	-	-	-
154		A_B7700 Funding Tranfers	-	-	-	-
155		Total_Expenses Expenses	-	2,971	16,174	16,174
156		Statement of Activities Net Result	-	(914)	(6,900)	(6,900)
157		A_B4000 Tuition & Educational Fees	-	-	-	-
158		A_B4100 Sales of Goods & Services	-	-	-	-
159		A_B4300 Grants & Contracts	-	-	-	-
160		A_43501 Federal Appropriations	-	-	-	-
161		A_B4400 Other Operating Revenue	-	-	-	-
162		A_B5000 Non Operating Revenues	-	-	-	-
163		A_B5100 Appropriations	-	-	-	-
164		A_B5300 Gifts	-	-	-	-
165		A_B5500 Investment Income	-	-	-	-
166		A_B5600 Other Non Operating Revenues	-	-	-	-
167		Total_Revenue Revenue	-	-	-	-
168		A_B6000 Salaries, Wages & Benefits	-	-	-	-
169		A_B6200 Services & Fees	-	-	-	-
170		A_B6300 Travel	-	-	-	-
171	FC_B45 Restr	A_B6400 Supplies	-	-	-	-
172	Govt Funds	A_B6450 Utilities	-	-	-	-
173		A_B6500 Repairs & Maintenance	-	-	-	-
174		A_B6550 Rentals & Leases	-	-	-	-
175		A_B6575 Interest Expense	-	-	-	-
176		A_B6600 Claims & Judgements	-	-	-	-
177		A_B6650 Other Expense	-	-	-	-
178		A_B6700 Subcontracts	-	-	-	-
179		A_B6900 Depreciation & Amortization	-	-	-	-
180		A_B7000 Capital Expense	-	-	-	-
181		A_B7200 Discontinued Operations	-	-	-	-
182		A_B7500 Other Non Operating Expenses	-	-	-	-
183		A_B7600 Internal Allocations & Sales	-	-	-	-
184		A_B7700 Funding Tranfers	-	-	-	-
185		Total_Expenses Expenses	-	-	-	-
186		Statement of Activities Net Result	-	-	-	-


	A	B	C	D	E	F	
1							
2	O_13201: Mathematics & Statistics						
3	Board of Trustees Report						
4	O_13201: Mathematics & Statistics						
5			FY18		FY19		
6	Fund Class - Source	Summary Level Natural Accounts	Budget	Actual through March	Budget	Variance FY18 Budget to FY19 Budget	
7	FC_105 Unrestricted Operating Class	A_B4000 Tuition & Educational Fees	(267,470)	1,791	11,730	279,200	
8		A_B4100 Sales of Goods & Services	-	-	-	-	
9		A_B4300 Grants & Contracts	-	-	-	-	
10		A_43501 Federal Appropriations	-	-	-	-	
11		A_B4400 Other Operating Revenue	-	-	-	-	
12		A_B5000 Non Operating Revenues	-	-	-	-	
13		A_B5100 Appropriations	-	-	-	-	
14		A_B5300 Gifts	-	-	-	-	
15		A_B5500 Investment Income	-	-	-	-	
16		A_B5600 Other Non Operating Revenues	-	-	-	-	
17			Total_Revenue Revenue	(267,470)	1,791	11,730	279,200
18			A_B6000 Salaries, Wages & Benefits	4,126,296	3,009,170	4,405,546	279,250
19			A_B6200 Services & Fees	37,900	175	-	(37,900)
20			A_B6300 Travel	27,280	12,450	42,500	15,220
21			A_B6400 Supplies	39,764	6,674	19,200	(20,564)
22			A_B6450 Utilities	-	-	-	-
23			A_B6500 Repairs & Maintenance	-	348	-	-
24			A_B6550 Rentals & Leases	-	55	600	600
25			A_B6575 Interest Expense	-	-	-	-
26			A_B6600 Claims & Judgements	-	-	-	-
27			A_B6650 Other Expense	18,875	16,696	30,500	11,625
28			A_B6700 Subcontracts	-	-	-	-
29			A_B6900 Depreciation & Amortization	-	-	-	-
30			A_B7000 Capital Expense	-	-	-	-
31			A_B7200 Discontinued Operations	-	-	-	-
32			A_B7500 Other Non Operating Expenses	-	-	-	-
33			A_B7600 Internal Allocations & Sales	(1,250)	22,241	(235,521)	(234,271)
34			A_B7700 Funding Tranfers	(54,211)	-	-	54,211
35			Total_Expenses Expenses	4,194,654	3,067,809	4,262,825	68,171
36			Statement of Activities Net Result	3,927,184	3,069,600	4,274,555	347,371
37		FC_B20 Designated Op	A_B4000 Tuition & Educational Fees	-	-	25,000	25,000
38			A_B4100 Sales of Goods & Services	-	-	-	-
39			A_B4300 Grants & Contracts	(42,000)	-	(26,500)	15,500
40			A_43501 Federal Appropriations	-	-	-	-
41			A_B4400 Other Operating Revenue	-	(94)	-	-
42			A_B5000 Non Operating Revenues	-	-	-	-
43	A_B5100 Appropriations		-	-	-	-	
44	A_B5300 Gifts		-	-	-	-	
45	A_B5500 Investment Income		-	-	-	-	
46	A_B5600 Other Non Operating Revenues		-	-	-	-	
47			Total_Revenue Revenue	(42,000)	(94)	(1,500)	40,500
48			A_B6000 Salaries, Wages & Benefits	70,295	2,631	76,000	5,705
49			A_B6200 Services & Fees	-	-	-	-
50			A_B6300 Travel	2,200	-	5,000	2,800
51			A_B6400 Supplies	69,036	4,602	13,000	(56,036)
52			A_B6450 Utilities	-	-	-	-
53			A_B6500 Repairs & Maintenance	-	-	-	-
54			A_B6550 Rentals & Leases	-	-	-	-
55			A_B6575 Interest Expense	-	-	-	-
56			A_B6600 Claims & Judgements	-	-	-	-
57			A_B6650 Other Expense	50	87	4,500	4,450
58			A_B6700 Subcontracts	-	-	-	-
59			A_B6900 Depreciation & Amortization	-	-	-	-
60			A_B7000 Capital Expense	-	-	-	-
61			A_B7200 Discontinued Operations	-	-	-	-
62			A_B7500 Other Non Operating Expenses	-	-	-	-
63			A_B7600 Internal Allocations & Sales	-	-	(11,250)	(11,250)
64			A_B7700 Funding Tranfers	(99,581)	-	(74,500)	25,081
65			Total_Expenses Expenses	42,000	7,320	12,750	(29,250)
66			Statement of Activities Net Result	-	7,226	11,250	11,250


	A	B	C	D	E	F
1						
2	O_13201: Mathematics & Statistics					
3	Board of Trustees Report					
4	O_13201: Mathematics & Statistics					
5				FY18	FY19	
6	Fund Class - Source	Summary Level Natural Accounts	Budget	Actual through March	Budget	Variance FY18 Budget to FY19 Budget
67		A_B4000 Tuition & Educational Fees	-	15,021	20,661	20,661
68		A_B4100 Sales of Goods & Services	-	-	-	-
69		A_B4300 Grants & Contracts	-	-	-	-
70		A_43501 Federal Appropriations	-	-	-	-
71		A_B4400 Other Operating Revenue	-	-	-	-
72		A_B5000 Non Operating Revenues	-	-	-	-
73		A_B5100 Appropriations	-	-	-	-
74		A_B5300 Gifts	-	(37,767)	(98,873)	(98,873)
75		A_B5500 Investment Income	-	-	-	-
76		A_B5600 Other Non Operating Revenues	-	-	-	-
77		Total_Revenue Revenue	-	(22,746)	(78,212)	(78,212)
78		A_B6000 Salaries, Wages & Benefits	-	13,871	32,000	32,000
79		A_B6200 Services & Fees	-	1,500	-	-
80		A_B6300 Travel	-	1,145	32,020	32,020
81	FC_B30 Restr	A_B6400 Supplies	-	59	15,000	15,000
82	Expendable Op	A_B6450 Utilities	-	-	-	-
83		A_B6500 Repairs & Maintenance	-	-	-	-
84		A_B6550 Rentals & Leases	-	-	2,000	2,000
85		A_B6575 Interest Expense	-	-	-	-
86		A_B6600 Claims & Judgements	-	-	-	-
87		A_B6650 Other Expense	-	-	1,000	1,000
88		A_B6700 Subcontracts	-	-	-	-
89		A_B6900 Depreciation & Amortization	-	-	-	-
90		A_B7000 Capital Expense	-	-	-	-
91		A_B7200 Discontinued Operations	-	-	-	-
92		A_B7500 Other Non Operating Expenses	-	-	-	-
93		A_B7600 Internal Allocations & Sales	-	220	-	-
94		A_B7700 Funding Tranfers	-	-	(3,808)	(3,808)
95		Total_Expenses Expenses	-	16,795	78,212	78,212
96		Statement of Activities Net Result	-	(5,951)	-	-
97		A_B4000 Tuition & Educational Fees	-	-	-	-
98		A_B4100 Sales of Goods & Services	-	-	-	-
99		A_B4300 Grants & Contracts	-	-	-	-
100		A_43501 Federal Appropriations	-	-	-	-
101		A_B4400 Other Operating Revenue	-	-	-	-
102		A_B5000 Non Operating Revenues	-	-	-	-
103		A_B5100 Appropriations	-	-	-	-
104		A_B5300 Gifts	-	-	-	-
105		A_B5500 Investment Income	-	-	-	-
106		A_B5600 Other Non Operating Revenues	-	-	-	-
107		Total_Revenue Revenue	-	-	-	-
108		A_B6000 Salaries, Wages & Benefits	-	-	-	-
109		A_B6200 Services & Fees	-	-	-	-
110		A_B6300 Travel	-	-	-	-
111	FC_B35 Restr	A_B6400 Supplies	-	-	-	-
112	Expendable Non Op	A_B6450 Utilities	-	-	-	-
113		A_B6500 Repairs & Maintenance	-	-	-	-
114		A_B6550 Rentals & Leases	-	-	-	-
115		A_B6575 Interest Expense	-	-	-	-
116		A_B6600 Claims & Judgements	-	-	-	-
117		A_B6650 Other Expense	-	-	-	-
118		A_B6700 Subcontracts	-	-	-	-
119		A_B6900 Depreciation & Amortization	-	-	-	-
120		A_B7000 Capital Expense	-	-	-	-
121		A_B7200 Discontinued Operations	-	-	-	-
122		A_B7500 Other Non Operating Expenses	-	-	-	-
123		A_B7600 Internal Allocations & Sales	-	-	-	-
124		A_B7700 Funding Tranfers	-	-	-	-
125		Total_Expenses Expenses	-	-	-	-
126		Statement of Activities Net Result	-	-	-	-


	A	B	C	D	E	F
1						
2	O_13201: Mathematics & Statistics					
3	Board of Trustees Report					
4	O_13201: Mathematics & Statistics					
5				FY18	FY19	
6	Fund Class - Source	Summary Level Natural Accounts	Budget	Actual through March	Budget	Variance FY18 Budget to FY19 Budget
127		A_B4000 Tuition & Educational Fees	-	-	(5,919)	(5,919)
128		A_B4100 Sales of Goods & Services	-	-	-	-
129		A_B4300 Grants & Contracts	-	(469,143)	(1,071,148)	(1,071,148)
130		A_43501 Federal Appropriations	-	-	-	-
131		A_B4400 Other Operating Revenue	-	-	-	-
132		A_B5000 Non Operating Revenues	-	-	-	-
133		A_B5100 Appropriations	-	-	-	-
134		A_B5300 Gifts	-	-	-	-
135		A_B5500 Investment Income	-	-	-	-
136		A_B5600 Other Non Operating Revenues	-	(62,352)	146,228	146,228
137		Total_Revenue Revenue	-	(531,495)	(930,839)	(930,839)
138		A_B6000 Salaries, Wages & Benefits	-	151,575	397,781	397,781
139		A_B6200 Services & Fees	-	437	76,366	76,366
140		A_B6300 Travel	-	16,522	37,067	37,067
141	FC_B40 Restr	A_B6400 Supplies	-	4,420	128,516	128,516
142	Grants	A_B6450 Utilities	-	-	-	-
143		A_B6500 Repairs & Maintenance	-	-	-	-
144		A_B6550 Rentals & Leases	-	-	101,728	101,728
145		A_B6575 Interest Expense	-	-	-	-
146		A_B6600 Claims & Judgements	-	-	-	-
147		A_B6650 Other Expense	-	92,048	831	831
148		A_B6700 Subcontracts	-	65,516	(53,056)	(53,056)
149		A_B6900 Depreciation & Amortization	-	-	-	-
150		A_B7000 Capital Expense	-	-	-	-
151		A_B7200 Discontinued Operations	-	-	-	-
152		A_B7500 Other Non Operating Expenses	-	-	29,066	29,066
153		A_B7600 Internal Allocations & Sales	-	-	-	-
154		A_B7700 Funding Tranfers	-	-	-	-
155		Total_Expenses Expenses	-	330,518	718,299	718,299
156		Statement of Activities Net Result	-	(200,977)	(212,540)	(212,540)
157		A_B4000 Tuition & Educational Fees	-	-	-	-
158		A_B4100 Sales of Goods & Services	-	-	-	-
159		A_B4300 Grants & Contracts	-	-	-	-
160		A_43501 Federal Appropriations	-	-	-	-
161		A_B4400 Other Operating Revenue	-	-	-	-
162		A_B5000 Non Operating Revenues	-	-	-	-
163		A_B5100 Appropriations	-	-	-	-
164		A_B5300 Gifts	-	-	-	-
165		A_B5500 Investment Income	-	-	-	-
166		A_B5600 Other Non Operating Revenues	-	-	-	-
167		Total_Revenue Revenue	-	-	-	-
168		A_B6000 Salaries, Wages & Benefits	-	-	-	-
169		A_B6200 Services & Fees	-	-	-	-
170		A_B6300 Travel	-	-	-	-
171	FC_B45 Restr	A_B6400 Supplies	-	-	-	-
172	Govt Funds	A_B6450 Utilities	-	-	-	-
173		A_B6500 Repairs & Maintenance	-	-	-	-
174		A_B6550 Rentals & Leases	-	-	-	-
175		A_B6575 Interest Expense	-	-	-	-
176		A_B6600 Claims & Judgements	-	-	-	-
177		A_B6650 Other Expense	-	-	-	-
178		A_B6700 Subcontracts	-	-	-	-
179		A_B6900 Depreciation & Amortization	-	-	-	-
180		A_B7000 Capital Expense	-	-	-	-
181		A_B7200 Discontinued Operations	-	-	-	-
182		A_B7500 Other Non Operating Expenses	-	-	-	-
183		A_B7600 Internal Allocations & Sales	-	-	-	-
184		A_B7700 Funding Tranfers	-	-	-	-
185		Total_Expenses Expenses	-	-	-	-
186		Statement of Activities Net Result	-	-	-	-


	A	B	C	D	E	F	
1							
2	O_13211: Modern & Classical Languages						
3	Board of Trustees Report						
4	O_13211: Modern & Classical Languages						
5			FY18		FY19		
6	Fund Class - Source	Summary Level Natural Accounts	Budget	Actual through March	Budget	Variance FY18 Budget to FY19 Budget	
7	FC_105 Unrestricted Operating Class	A_B4000 Tuition & Educational Fees	(28,840)	(2,240)	-	28,840	
8		A_B4100 Sales of Goods & Services	-	-	-	-	
9		A_B4300 Grants & Contracts	-	-	-	-	
10		A_43501 Federal Appropriations	-	-	-	-	
11		A_B4400 Other Operating Revenue	(950)	(75)	-	950	
12		A_B5000 Non Operating Revenues	-	-	-	-	
13		A_B5100 Appropriations	-	-	-	-	
14		A_B5300 Gifts	-	-	-	-	
15		A_B5500 Investment Income	-	-	-	-	
16		A_B5600 Other Non Operating Revenues	-	-	-	-	
17			Total_Revenue Revenue	(29,790)	(2,315)	-	29,790
18			A_B6000 Salaries, Wages & Benefits	1,341,705	994,001	1,325,022	(16,683)
19			A_B6200 Services & Fees	9,330	1,562	-	(9,330)
20			A_B6300 Travel	10,500	8,442	15,800	5,300
21			A_B6400 Supplies	14,050	2,272	9,150	(4,900)
22			A_B6450 Utilities	-	-	-	-
23			A_B6500 Repairs & Maintenance	-	-	-	-
24			A_B6550 Rentals & Leases	-	-	250	250
25			A_B6575 Interest Expense	-	-	-	-
26			A_B6600 Claims & Judgements	-	-	-	-
27			A_B6650 Other Expense	7,000	1,945	2,500	(4,500)
28			A_B6700 Subcontracts	-	-	-	-
29			A_B6900 Depreciation & Amortization	-	-	-	-
30			A_B7000 Capital Expense	-	-	-	-
31			A_B7200 Discontinued Operations	-	-	-	-
32			A_B7500 Other Non Operating Expenses	-	-	-	-
33			A_B7600 Internal Allocations & Sales	(192,521)	6,488	7,000	199,521
34			A_B7700 Funding Tranfers	(7,840)	-	-	7,840
35			Total_Expenses Expenses	1,182,224	1,014,710	1,359,722	177,498
36			Statement of Activities Net Result	1,152,434	1,012,395	1,359,722	207,288
37		FC_B20 Designated Op	A_B4000 Tuition & Educational Fees	-	-	-	-
38			A_B4100 Sales of Goods & Services	(10,000)	-	-	10,000
39			A_B4300 Grants & Contracts	(2,000)	-	-	2,000
40			A_43501 Federal Appropriations	-	-	-	-
41			A_B4400 Other Operating Revenue	-	(6,681)	(7,640)	(7,640)
42			A_B5000 Non Operating Revenues	-	-	-	-
43	A_B5100 Appropriations		-	-	-	-	
44	A_B5300 Gifts		-	-	-	-	
45	A_B5500 Investment Income		-	-	-	-	
46	A_B5600 Other Non Operating Revenues		-	-	-	-	
47			Total_Revenue Revenue	(12,000)	(6,681)	(7,640)	4,360
48			A_B6000 Salaries, Wages & Benefits	-	-	-	-
49			A_B6200 Services & Fees	16,500	-	4,640	(11,860)
50			A_B6300 Travel	500	-	1,500	1,000
51			A_B6400 Supplies	6,500	1,224	1,000	(5,500)
52			A_B6450 Utilities	-	-	-	-
53			A_B6500 Repairs & Maintenance	-	-	-	-
54			A_B6550 Rentals & Leases	-	-	800	800
55			A_B6575 Interest Expense	-	-	-	-
56			A_B6600 Claims & Judgements	-	-	-	-
57			A_B6650 Other Expense	-	231	1,200	1,200
58			A_B6700 Subcontracts	-	-	-	-
59			A_B6900 Depreciation & Amortization	-	-	-	-
60			A_B7000 Capital Expense	-	-	-	-
61			A_B7200 Discontinued Operations	-	-	-	-
62			A_B7500 Other Non Operating Expenses	-	-	-	-
63			A_B7600 Internal Allocations & Sales	(3,500)	(2,450)	(1,500)	2,000
64			A_B7700 Funding Tranfers	2,000	-	-	(2,000)
65			Total_Expenses Expenses	22,000	(996)	7,640	(14,360)
66			Statement of Activities Net Result	10,000	(7,677)	-	(10,000)


	A	B	C	D	E	F
1						
2	O_13211: Modern & Classical Languages					
3	Board of Trustees Report					
4	O_13211: Modern & Classical Languages					
5			FY18		FY19	
6	Fund Class - Source	Summary Level Natural Accounts	Budget	Actual through March	Budget	Variance FY18 Budget to FY19 Budget
67		A_B4000 Tuition & Educational Fees	-	-	-	-
68		A_B4100 Sales of Goods & Services	-	-	-	-
69		A_B4300 Grants & Contracts	-	-	-	-
70		A_43501 Federal Appropriations	-	-	-	-
71		A_B4400 Other Operating Revenue	-	-	-	-
72		A_B5000 Non Operating Revenues	-	-	-	-
73		A_B5100 Appropriations	-	-	-	-
74		A_B5300 Gifts	-	-	(11,181)	(11,181)
75		A_B5500 Investment Income	-	-	-	-
76		A_B5600 Other Non Operating Revenues	-	-	-	-
77		Total Revenue Revenue	-	-	(11,181)	(11,181)
78		A_B6000 Salaries, Wages & Benefits	-	-	-	-
79		A_B6200 Services & Fees	-	-	3,000	3,000
80		A_B6300 Travel	-	-	-	-
81	FC_B30 Restr Expendable Op	A_B6400 Supplies	-	-	-	-
82		A_B6450 Utilities	-	-	-	-
83		A_B6500 Repairs & Maintenance	-	-	-	-
84		A_B6550 Rentals & Leases	-	-	-	-
85		A_B6575 Interest Expense	-	-	-	-
86		A_B6600 Claims & Judgements	-	-	-	-
87		A_B6650 Other Expense	-	-	8,181	8,181
88		A_B6700 Subcontracts	-	-	-	-
89		A_B6900 Depreciation & Amortization	-	-	-	-
90		A_B7000 Capital Expense	-	-	-	-
91		A_B7200 Discontinued Operations	-	-	-	-
92		A_B7500 Other Non Operating Expenses	-	-	-	-
93		A_B7600 Internal Allocations & Sales	-	-	-	-
94		A_B7700 Funding Tranfers	-	-	-	-
95			Total Expenses Expenses	-	-	11,181
96		Statement of Activities Net Result	-	-	-	-
97		A_B4000 Tuition & Educational Fees	-	-	-	-
98		A_B4100 Sales of Goods & Services	-	-	-	-
99		A_B4300 Grants & Contracts	-	-	-	-
100		A_43501 Federal Appropriations	-	-	-	-
101		A_B4400 Other Operating Revenue	-	-	-	-
102		A_B5000 Non Operating Revenues	-	-	-	-
103		A_B5100 Appropriations	-	-	-	-
104		A_B5300 Gifts	-	-	-	-
105		A_B5500 Investment Income	-	-	-	-
106		A_B5600 Other Non Operating Revenues	-	-	-	-
107		Total Revenue Revenue	-	-	-	-
108		A_B6000 Salaries, Wages & Benefits	-	-	-	-
109		A_B6200 Services & Fees	-	-	-	-
110		A_B6300 Travel	-	-	-	-
111	FC_B35 Restr Expendable Non Op	A_B6400 Supplies	-	-	-	-
112		A_B6450 Utilities	-	-	-	-
113		A_B6500 Repairs & Maintenance	-	-	-	-
114		A_B6550 Rentals & Leases	-	-	-	-
115		A_B6575 Interest Expense	-	-	-	-
116		A_B6600 Claims & Judgements	-	-	-	-
117		A_B6650 Other Expense	-	-	-	-
118		A_B6700 Subcontracts	-	-	-	-
119		A_B6900 Depreciation & Amortization	-	-	-	-
120		A_B7000 Capital Expense	-	-	-	-
121		A_B7200 Discontinued Operations	-	-	-	-
122		A_B7500 Other Non Operating Expenses	-	-	-	-
123		A_B7600 Internal Allocations & Sales	-	-	-	-
124		A_B7700 Funding Tranfers	-	-	-	-
125			Total Expenses Expenses	-	-	-
126		Statement of Activities Net Result	-	-	-	-


	A	B	C	D	E	F
1						
2	O_13211: Modern & Classical Languages					
3	Board of Trustees Report					
4	O_13211: Modern & Classical Languages					
5			FY18		FY19	
6	Fund Class - Source	Summary Level Natural Accounts	Budget	Actual through March	Budget	Variance FY18 Budget to FY19 Budget
127		A_B4000 Tuition & Educational Fees	-	-	-	-
128		A_B4100 Sales of Goods & Services	-	-	-	-
129		A_B4300 Grants & Contracts	-	-	-	-
130		A_43501 Federal Appropriations	-	-	-	-
131		A_B4400 Other Operating Revenue	-	-	-	-
132		A_B5000 Non Operating Revenues	-	-	-	-
133		A_B5100 Appropriations	-	-	-	-
134		A_B5300 Gifts	-	-	-	-
135		A_B5500 Investment Income	-	-	-	-
136		A_B5600 Other Non Operating Revenues	-	-	-	-
137		Total_Revenue Revenue	-	-	-	-
138		A_B6000 Salaries, Wages & Benefits	-	-	-	-
139		A_B6200 Services & Fees	-	-	-	-
140		A_B6300 Travel	-	-	-	-
141	FC_B40 Restr	A_B6400 Supplies	-	-	-	-
142	Grants	A_B6450 Utilities	-	-	-	-
143		A_B6500 Repairs & Maintenance	-	-	-	-
144		A_B6550 Rentals & Leases	-	-	-	-
145		A_B6575 Interest Expense	-	-	-	-
146		A_B6600 Claims & Judgements	-	-	-	-
147		A_B6650 Other Expense	-	-	-	-
148		A_B6700 Subcontracts	-	-	-	-
149		A_B6900 Depreciation & Amortization	-	-	-	-
150		A_B7000 Capital Expense	-	-	-	-
151		A_B7200 Discontinued Operations	-	-	-	-
152		A_B7500 Other Non Operating Expenses	-	-	-	-
153		A_B7600 Internal Allocations & Sales	-	-	-	-
154		A_B7700 Funding Tranfers	-	-	-	-
155		Total_Expenses Expenses	-	-	-	-
156		Statement of Activities Net Result	-	-	-	-
157		A_B4000 Tuition & Educational Fees	-	-	-	-
158		A_B4100 Sales of Goods & Services	-	-	-	-
159		A_B4300 Grants & Contracts	-	-	-	-
160		A_43501 Federal Appropriations	-	-	-	-
161		A_B4400 Other Operating Revenue	-	-	-	-
162		A_B5000 Non Operating Revenues	-	-	-	-
163		A_B5100 Appropriations	-	-	-	-
164		A_B5300 Gifts	-	-	-	-
165		A_B5500 Investment Income	-	-	-	-
166		A_B5600 Other Non Operating Revenues	-	-	-	-
167		Total_Revenue Revenue	-	-	-	-
168		A_B6000 Salaries, Wages & Benefits	-	-	-	-
169		A_B6200 Services & Fees	-	-	-	-
170		A_B6300 Travel	-	-	-	-
171	FC_B45 Restr	A_B6400 Supplies	-	-	-	-
172	Govt Funds	A_B6450 Utilities	-	-	-	-
173		A_B6500 Repairs & Maintenance	-	-	-	-
174		A_B6550 Rentals & Leases	-	-	-	-
175		A_B6575 Interest Expense	-	-	-	-
176		A_B6600 Claims & Judgements	-	-	-	-
177		A_B6650 Other Expense	-	-	-	-
178		A_B6700 Subcontracts	-	-	-	-
179		A_B6900 Depreciation & Amortization	-	-	-	-
180		A_B7000 Capital Expense	-	-	-	-
181		A_B7200 Discontinued Operations	-	-	-	-
182		A_B7500 Other Non Operating Expenses	-	-	-	-
183		A_B7600 Internal Allocations & Sales	-	-	-	-
184		A_B7700 Funding Tranfers	-	-	-	-
185		Total_Expenses Expenses	-	-	-	-
186		Statement of Activities Net Result	-	-	-	-


	A	B	C	D	E	F	
1							
2	O_13221: Music						
3	Board of Trustees Report						
4	O_13221: Music						
5			FY18		FY19		
6	Fund Class - Source	Summary Level Natural Accounts	Budget	Actual through March	Budget	Variance FY18 Budget to FY19 Budget	
7	FC_105 Unrestricted Operating Class	A_B4000 Tuition & Educational Fees	(109,295)	(51,463)	(26,150)	83,145	
8		A_B4100 Sales of Goods & Services	-	(60)	-	-	
9		A_B4300 Grants & Contracts	-	-	-	-	
10		A_43501 Federal Appropriations	-	-	-	-	
11		A_B4400 Other Operating Revenue	(51,550)	-	-	51,550	
12		A_B5000 Non Operating Revenues	-	-	-	-	
13		A_B5100 Appropriations	-	-	-	-	
14		A_B5300 Gifts	(750)	-	-	750	
15		A_B5500 Investment Income	-	-	-	-	
16		A_B5600 Other Non Operating Revenues	-	(40,425)	-	-	
17			Total_Revenue Revenue	(161,595)	(91,948)	(26,150)	135,445
18			A_B6000 Salaries, Wages & Benefits	2,238,796	1,673,926	2,378,761	139,965
19			A_B6200 Services & Fees	39,600	36,316	34,360	(5,240)
20			A_B6300 Travel	31,000	55,293	83,550	52,550
21			A_B6400 Supplies	70,730	44,643	28,800	(41,930)
22			A_B6450 Utilities	-	-	-	-
23			A_B6500 Repairs & Maintenance	4,000	7,930	-	(4,000)
24			A_B6550 Rentals & Leases	-	-	-	-
25			A_B6575 Interest Expense	-	-	-	-
26			A_B6600 Claims & Judgements	-	-	-	-
27			A_B6650 Other Expense	13,530	3,235	8,695	(4,835)
28			A_B6700 Subcontracts	-	43	-	-
29			A_B6900 Depreciation & Amortization	-	-	-	-
30			A_B7000 Capital Expense	-	-	-	-
31			A_B7200 Discontinued Operations	-	-	-	-
32			A_B7500 Other Non Operating Expenses	-	-	-	-
33			A_B7600 Internal Allocations & Sales	(145,128)	(115,317)	(127,955)	17,173
34			A_B7700 Funding Tranfers	6,735	-	-	(6,735)
35			Total_Expenses Expenses	2,259,263	1,706,068	2,406,211	146,948
36			Statement of Activities Net Result	2,097,668	1,614,120	2,380,061	282,393
37		FC_B20 Designated Op	A_B4000 Tuition & Educational Fees	(130,000)	(127,887)	(157,102)	(27,102)
38			A_B4100 Sales of Goods & Services	-	-	-	-
39			A_B4300 Grants & Contracts	-	-	-	-
40			A_43501 Federal Appropriations	-	-	-	-
41			A_B4400 Other Operating Revenue	-	-	-	-
42			A_B5000 Non Operating Revenues	-	-	-	-
43	A_B5100 Appropriations		-	-	-	-	
44	A_B5300 Gifts		-	-	-	-	
45	A_B5500 Investment Income		-	-	-	-	
46	A_B5600 Other Non Operating Revenues		-	-	-	-	
47			Total_Revenue Revenue	(130,000)	(127,887)	(157,102)	(27,102)
48			A_B6000 Salaries, Wages & Benefits	185,044	140,818	156,387	(28,657)
49			A_B6200 Services & Fees	-	2,722	-	-
50			A_B6300 Travel	-	-	5,000	5,000
51			A_B6400 Supplies	-	-	-	-
52			A_B6450 Utilities	-	-	-	-
53			A_B6500 Repairs & Maintenance	-	-	-	-
54			A_B6550 Rentals & Leases	-	-	-	-
55			A_B6575 Interest Expense	-	-	-	-
56			A_B6600 Claims & Judgements	-	-	-	-
57			A_B6650 Other Expense	-	-	-	-
58			A_B6700 Subcontracts	-	-	-	-
59			A_B6900 Depreciation & Amortization	-	-	-	-
60			A_B7000 Capital Expense	-	-	-	-
61			A_B7200 Discontinued Operations	-	-	-	-
62			A_B7500 Other Non Operating Expenses	-	-	-	-
63			A_B7600 Internal Allocations & Sales	(12,000)	-	(5,000)	7,000
64			A_B7700 Funding Tranfers	(43,044)	-	-	43,044
65			Total_Expenses Expenses	130,000	143,540	156,387	26,387
66			Statement of Activities Net Result	-	15,653	(715)	(715)


	A	B	C	D	E	F
1						
2	O_13221: Music					
3	Board of Trustees Report					
4	O_13221: Music					
5				FY18	FY19	
6	Fund Class - Source	Summary Level Natural Accounts	Budget	Actual through March	Budget	Variance FY18 Budget to FY19 Budget
67		A_B4000 Tuition & Educational Fees	-	30,538	231,909	231,909
68		A_B4100 Sales of Goods & Services	-	-	-	-
69		A_B4300 Grants & Contracts	-	-	-	-
70		A_43501 Federal Appropriations	-	-	-	-
71		A_B4400 Other Operating Revenue	-	-	-	-
72		A_B5000 Non Operating Revenues	-	-	-	-
73		A_B5100 Appropriations	-	-	-	-
74		A_B5300 Gifts	-	(161,658)	(562,648)	(562,648)
75		A_B5500 Investment Income	-	-	-	-
76		A_B5600 Other Non Operating Revenues	-	-	-	-
77		Total_Revenue Revenue	-	(131,119)	(330,739)	(330,739)
78		A_B6000 Salaries, Wages & Benefits	-	67,757	101,277	101,277
79		A_B6200 Services & Fees	-	14,240	-	-
80		A_B6300 Travel	-	33,354	73,815	73,815
81	FC_B30 Restr	A_B6400 Supplies	-	13,747	60,283	60,283
82	Expendable Op	A_B6450 Utilities	-	-	-	-
83		A_B6500 Repairs & Maintenance	-	3,651	117,183	117,183
84		A_B6550 Rentals & Leases	-	-	-	-
85		A_B6575 Interest Expense	-	-	-	-
86		A_B6600 Claims & Judgements	-	-	-	-
87		A_B6650 Other Expense	-	935	11,899	11,899
88		A_B6700 Subcontracts	-	-	-	-
89		A_B6900 Depreciation & Amortization	-	-	-	-
90		A_B7000 Capital Expense	-	-	-	-
91		A_B7200 Discontinued Operations	-	-	-	-
92		A_B7500 Other Non Operating Expenses	-	-	-	-
93		A_B7600 Internal Allocations & Sales	-	7,617	-	-
94		A_B7700 Funding Tranfers	-	-	(33,718)	(33,718)
95		Total_Expenses Expenses	-	141,301	330,739	330,739
96		Statement of Activities Net Result	-	10,182	-	-
97		A_B4000 Tuition & Educational Fees	-	-	-	-
98		A_B4100 Sales of Goods & Services	-	-	-	-
99		A_B4300 Grants & Contracts	-	-	-	-
100		A_43501 Federal Appropriations	-	-	-	-
101		A_B4400 Other Operating Revenue	-	-	-	-
102		A_B5000 Non Operating Revenues	-	-	-	-
103		A_B5100 Appropriations	-	-	-	-
104		A_B5300 Gifts	-	-	-	-
105		A_B5500 Investment Income	-	-	-	-
106		A_B5600 Other Non Operating Revenues	-	-	-	-
107		Total_Revenue Revenue	-	-	-	-
108		A_B6000 Salaries, Wages & Benefits	-	-	-	-
109		A_B6200 Services & Fees	-	-	-	-
110		A_B6300 Travel	-	-	-	-
111	FC_B35 Restr	A_B6400 Supplies	-	-	-	-
112	Expendable Non Op	A_B6450 Utilities	-	-	-	-
113		A_B6500 Repairs & Maintenance	-	-	-	-
114		A_B6550 Rentals & Leases	-	-	-	-
115		A_B6575 Interest Expense	-	-	-	-
116		A_B6600 Claims & Judgements	-	-	-	-
117		A_B6650 Other Expense	-	-	-	-
118		A_B6700 Subcontracts	-	-	-	-
119		A_B6900 Depreciation & Amortization	-	-	-	-
120		A_B7000 Capital Expense	-	-	-	-
121		A_B7200 Discontinued Operations	-	-	-	-
122		A_B7500 Other Non Operating Expenses	-	-	-	-
123		A_B7600 Internal Allocations & Sales	-	-	-	-
124		A_B7700 Funding Tranfers	-	-	-	-
125		Total_Expenses Expenses	-	-	-	-
126		Statement of Activities Net Result	-	-	-	-


	A	B	C	D	E	F
1						
2	O_13221: Music					
3	Board of Trustees Report					
4	O_13221: Music					
5			FY18		FY19	
6	Fund Class - Source	Summary Level Natural Accounts	Budget	Actual through March	Budget	Variance FY18 Budget to FY19 Budget
127		A_B4000 Tuition & Educational Fees	-	-	-	-
128		A_B4100 Sales of Goods & Services	-	-	-	-
129		A_B4300 Grants & Contracts	-	10,512	(10,045)	(10,045)
130		A_43501 Federal Appropriations	-	-	-	-
131		A_B4400 Other Operating Revenue	-	-	-	-
132		A_B5000 Non Operating Revenues	-	-	-	-
133		A_B5100 Appropriations	-	-	-	-
134		A_B5300 Gifts	-	-	-	-
135		A_B5500 Investment Income	-	-	-	-
136		A_B5600 Other Non Operating Revenues	-	-	-	-
137		Total_Revenue Revenue	-	10,512	(10,045)	(10,045)
138		A_B6000 Salaries, Wages & Benefits	-	-	3,295	3,295
139		A_B6200 Services & Fees	-	-	1,995	1,995
140		A_B6300 Travel	-	877	4,113	4,113
141	FC_B40 Restr	A_B6400 Supplies	-	64	-	-
142	Grants	A_B6450 Utilities	-	-	-	-
143		A_B6500 Repairs & Maintenance	-	-	-	-
144		A_B6550 Rentals & Leases	-	-	-	-
145		A_B6575 Interest Expense	-	-	-	-
146		A_B6600 Claims & Judgements	-	-	-	-
147		A_B6650 Other Expense	-	-	-	-
148		A_B6700 Subcontracts	-	-	-	-
149		A_B6900 Depreciation & Amortization	-	-	-	-
150		A_B7000 Capital Expense	-	-	-	-
151		A_B7200 Discontinued Operations	-	-	-	-
152		A_B7500 Other Non Operating Expenses	-	-	643	643
153		A_B7600 Internal Allocations & Sales	-	-	-	-
154		A_B7700 Funding Tranfers	-	-	-	-
155		Total_Expenses Expenses	-	941	10,044	10,044
156		Statement of Activities Net Result	-	11,453	0	0
157		A_B4000 Tuition & Educational Fees	-	-	-	-
158		A_B4100 Sales of Goods & Services	-	-	-	-
159		A_B4300 Grants & Contracts	-	-	-	-
160		A_43501 Federal Appropriations	-	-	-	-
161		A_B4400 Other Operating Revenue	-	-	-	-
162		A_B5000 Non Operating Revenues	-	-	-	-
163		A_B5100 Appropriations	-	-	-	-
164		A_B5300 Gifts	-	-	-	-
165		A_B5500 Investment Income	-	-	-	-
166		A_B5600 Other Non Operating Revenues	-	-	-	-
167		Total_Revenue Revenue	-	-	-	-
168		A_B6000 Salaries, Wages & Benefits	-	-	-	-
169		A_B6200 Services & Fees	-	-	-	-
170		A_B6300 Travel	-	-	-	-
171	FC_B45 Restr	A_B6400 Supplies	-	-	-	-
172	Govt Funds	A_B6450 Utilities	-	-	-	-
173		A_B6500 Repairs & Maintenance	-	-	-	-
174		A_B6550 Rentals & Leases	-	-	-	-
175		A_B6575 Interest Expense	-	-	-	-
176		A_B6600 Claims & Judgements	-	-	-	-
177		A_B6650 Other Expense	-	-	-	-
178		A_B6700 Subcontracts	-	-	-	-
179		A_B6900 Depreciation & Amortization	-	-	-	-
180		A_B7000 Capital Expense	-	-	-	-
181		A_B7200 Discontinued Operations	-	-	-	-
182		A_B7500 Other Non Operating Expenses	-	-	-	-
183		A_B7600 Internal Allocations & Sales	-	-	-	-
184		A_B7700 Funding Tranfers	-	-	-	-
185		Total_Expenses Expenses	-	-	-	-
186		Statement of Activities Net Result	-	-	-	-


	A	B	C	D	E	F	
1							
2	O_13231: Philosophy & Religious Studies						
3	Board of Trustees Report						
4	O_13231: Philosophy & Religious Studies						
5			FY18		FY19		
6	Fund Class - Source	Summary Level Natural Accounts	Budget	Actual through March	Budget	Variance FY18 Budget to FY19 Budget	
7	FC_105 Unrestricted Operating Class	A_B4000 Tuition & Educational Fees	(140,566)	-	-	140,566	
8		A_B4100 Sales of Goods & Services	-	-	-	-	
9		A_B4300 Grants & Contracts	-	-	-	-	
10		A_43501 Federal Appropriations	-	-	-	-	
11		A_B4400 Other Operating Revenue	-	(300)	-	-	
12		A_B5000 Non Operating Revenues	-	-	-	-	
13		A_B5100 Appropriations	-	-	-	-	
14		A_B5300 Gifts	-	-	-	-	
15		A_B5500 Investment Income	-	-	-	-	
16		A_B5600 Other Non Operating Revenues	-	-	-	-	
17			Total Revenue Revenue	(140,566)	(300)	-	140,566
18			A_B6000 Salaries, Wages & Benefits	1,330,232	955,184	1,523,457	193,225
19			A_B6200 Services & Fees	35,900	250	12,000	(23,900)
20			A_B6300 Travel	90,000	14,440	35,000	(55,000)
21			A_B6400 Supplies	32,084	1,479	21,550	(10,534)
22			A_B6450 Utilities	-	-	-	-
23			A_B6500 Repairs & Maintenance	-	284	-	-
24			A_B6550 Rentals & Leases	600	-	500	(100)
25			A_B6575 Interest Expense	-	-	-	-
26			A_B6600 Claims & Judgements	-	-	-	-
27			A_B6650 Other Expense	8,200	645	6,700	(1,500)
28			A_B6700 Subcontracts	-	-	-	-
29			A_B6900 Depreciation & Amortization	-	-	-	-
30			A_B7000 Capital Expense	-	-	-	-
31			A_B7200 Discontinued Operations	-	-	-	-
32			A_B7500 Other Non Operating Expenses	-	-	-	-
33			A_B7600 Internal Allocations & Sales	(795,960)	5,431	(28,273)	767,687
34			A_B7700 Funding Transfers	7,840	-	-	(7,840)
35			Total Expenses Expenses	708,896	977,713	1,570,934	862,038
36			Statement of Activities Net Result	568,330	977,413	1,570,934	1,002,604
37		FC_B20 Designated Op	A_B4000 Tuition & Educational Fees	-	-	-	-
38			A_B4100 Sales of Goods & Services	-	-	-	-
39			A_B4300 Grants & Contracts	-	-	-	-
40			A_43501 Federal Appropriations	-	-	-	-
41			A_B4400 Other Operating Revenue	-	-	-	-
42			A_B5000 Non Operating Revenues	-	-	-	-
43	A_B5100 Appropriations		-	-	-	-	
44	A_B5300 Gifts		-	-	-	-	
45	A_B5500 Investment Income		-	-	-	-	
46	A_B5600 Other Non Operating Revenues		-	-	-	-	
47			Total Revenue Revenue	-	-	-	-
48			A_B6000 Salaries, Wages & Benefits	-	-	-	-
49			A_B6200 Services & Fees	648	149	-	(648)
50			A_B6300 Travel	2,000	95	1,000	(1,000)
51			A_B6400 Supplies	1,000	1,293	2,500	1,500
52			A_B6450 Utilities	-	-	-	-
53			A_B6500 Repairs & Maintenance	-	-	-	-
54			A_B6550 Rentals & Leases	-	-	-	-
55			A_B6575 Interest Expense	-	-	-	-
56			A_B6600 Claims & Judgements	-	-	-	-
57			A_B6650 Other Expense	-	-	-	-
58			A_B6700 Subcontracts	-	-	-	-
59			A_B6900 Depreciation & Amortization	-	-	-	-
60			A_B7000 Capital Expense	-	-	-	-
61			A_B7200 Discontinued Operations	-	-	-	-
62			A_B7500 Other Non Operating Expenses	-	-	-	-
63			A_B7600 Internal Allocations & Sales	-	83	(2,500)	(2,500)
64			A_B7700 Funding Transfers	(3,648)	-	(1,000)	2,648
65			Total Expenses Expenses	-	1,620	-	-
66			Statement of Activities Net Result	-	1,620	-	-


	A	B	C	D	E	F
1						
2	O_13231: Philosophy & Religious Studies					
3	Board of Trustees Report					
4	O_13231: Philosophy & Religious Studies					
5				FY18	FY19	
6	Fund Class - Source	Summary Level Natural Accounts	Budget	Actual through March	Budget	Variance FY18 Budget to FY19 Budget
67		A_B4000 Tuition & Educational Fees	-	1,000	-	-
68		A_B4100 Sales of Goods & Services	-	-	-	-
69		A_B4300 Grants & Contracts	-	-	-	-
70		A_43501 Federal Appropriations	-	-	-	-
71		A_B4400 Other Operating Revenue	-	-	-	-
72		A_B5000 Non Operating Revenues	-	-	-	-
73		A_B5100 Appropriations	-	-	-	-
74		A_B5300 Gifts	-	(13,106)	(58,172)	(58,172)
75		A_B5500 Investment Income	-	-	-	-
76		A_B5600 Other Non Operating Revenues	-	-	-	-
77		Total_Revenue Revenue	-	(12,106)	(58,172)	(58,172)
78		A_B6000 Salaries, Wages & Benefits	-	-	-	-
79		A_B6200 Services & Fees	-	3,313	3,000	3,000
80		A_B6300 Travel	-	6,999	32,411	32,411
81	FC_B30 Restr	A_B6400 Supplies	-	808	3,470	3,470
82	Expendable Op	A_B6450 Utilities	-	-	-	-
83		A_B6500 Repairs & Maintenance	-	-	-	-
84		A_B6550 Rentals & Leases	-	-	-	-
85		A_B6575 Interest Expense	-	-	-	-
86		A_B6600 Claims & Judgements	-	-	-	-
87		A_B6650 Other Expense	-	247	28,291	28,291
88		A_B6700 Subcontracts	-	-	-	-
89		A_B6900 Depreciation & Amortization	-	-	-	-
90		A_B7000 Capital Expense	-	-	-	-
91		A_B7200 Discontinued Operations	-	-	-	-
92		A_B7500 Other Non Operating Expenses	-	-	-	-
93		A_B7600 Internal Allocations & Sales	-	184	-	-
94		A_B7700 Funding Tranfers	-	-	(9,000)	(9,000)
95		Total_Expenses Expenses	-	11,550	58,172	58,172
96		Statement of Activities Net Result	-	(556)	-	-
97		A_B4000 Tuition & Educational Fees	-	-	-	-
98		A_B4100 Sales of Goods & Services	-	-	-	-
99		A_B4300 Grants & Contracts	-	-	-	-
100		A_43501 Federal Appropriations	-	-	-	-
101		A_B4400 Other Operating Revenue	-	-	-	-
102		A_B5000 Non Operating Revenues	-	-	-	-
103		A_B5100 Appropriations	-	-	-	-
104		A_B5300 Gifts	-	-	-	-
105		A_B5500 Investment Income	-	-	-	-
106		A_B5600 Other Non Operating Revenues	-	-	-	-
107		Total_Revenue Revenue	-	-	-	-
108		A_B6000 Salaries, Wages & Benefits	-	-	-	-
109		A_B6200 Services & Fees	-	-	-	-
110		A_B6300 Travel	-	-	-	-
111	FC_B35 Restr	A_B6400 Supplies	-	-	-	-
112	Expendable Non Op	A_B6450 Utilities	-	-	-	-
113		A_B6500 Repairs & Maintenance	-	-	-	-
114		A_B6550 Rentals & Leases	-	-	-	-
115		A_B6575 Interest Expense	-	-	-	-
116		A_B6600 Claims & Judgements	-	-	-	-
117		A_B6650 Other Expense	-	-	-	-
118		A_B6700 Subcontracts	-	-	-	-
119		A_B6900 Depreciation & Amortization	-	-	-	-
120		A_B7000 Capital Expense	-	-	-	-
121		A_B7200 Discontinued Operations	-	-	-	-
122		A_B7500 Other Non Operating Expenses	-	-	-	-
123		A_B7600 Internal Allocations & Sales	-	-	-	-
124		A_B7700 Funding Tranfers	-	-	-	-
125		Total_Expenses Expenses	-	-	-	-
126		Statement of Activities Net Result	-	-	-	-


	A	B	C	D	E	F	
1							
2	O_13231: Philosophy & Religious Studies						
3	Board of Trustees Report						
4	O_13231: Philosophy & Religious Studies						
5			FY18		FY19		
6	Fund Class - Source	Summary Level Natural Accounts	Budget	Actual through March	Budget	Variance FY18 Budget to FY19 Budget	
127		A_B4000 Tuition & Educational Fees	-	-	-	-	
128		A_B4100 Sales of Goods & Services	-	-	-	-	
129		A_B4300 Grants & Contracts	-	(750)	(517)	(517)	
130		A_43501 Federal Appropriations	-	-	-	-	
131		A_B4400 Other Operating Revenue	-	-	-	-	
132		A_B5000 Non Operating Revenues	-	-	-	-	
133		A_B5100 Appropriations	-	-	-	-	
134		A_B5300 Gifts	-	-	-	-	
135		A_B5500 Investment Income	-	-	-	-	
136		A_B5600 Other Non Operating Revenues	-	-	-	-	
137		Total Revenue Revenue	-	(750)	(517)	(517)	
138		A_B6000 Salaries, Wages & Benefits	-	758	-	-	
139		A_B6200 Services & Fees	-	4,450	-	-	
140		A_B6300 Travel	-	-	-	-	
141	FC_B40 Restr Grants	A_B6400 Supplies	-	-	-	-	
142		A_B6450 Utilities	-	-	-	-	
143		A_B6500 Repairs & Maintenance	-	-	-	-	
144		A_B6550 Rentals & Leases	-	-	-	-	
145		A_B6575 Interest Expense	-	-	-	-	
146		A_B6600 Claims & Judgements	-	-	-	-	
147		A_B6650 Other Expense	-	135	-	-	
148		A_B6700 Subcontracts	-	-	517	517	
149		A_B6900 Depreciation & Amortization	-	-	-	-	
150		A_B7000 Capital Expense	-	-	-	-	
151		A_B7200 Discontinued Operations	-	-	-	-	
152		A_B7500 Other Non Operating Expenses	-	-	-	-	
153		A_B7600 Internal Allocations & Sales	-	-	-	-	
154		A_B7700 Funding Tranfers	-	-	-	-	
155			Total Expenses Expenses	-	5,343	517	517
156			Statement of Activities Net Result	-	4,593	-	-
157		A_B4000 Tuition & Educational Fees	-	-	-	-	
158		A_B4100 Sales of Goods & Services	-	-	-	-	
159		A_B4300 Grants & Contracts	-	-	-	-	
160		A_43501 Federal Appropriations	-	-	-	-	
161		A_B4400 Other Operating Revenue	-	-	-	-	
162		A_B5000 Non Operating Revenues	-	-	-	-	
163		A_B5100 Appropriations	-	-	-	-	
164		A_B5300 Gifts	-	-	-	-	
165		A_B5500 Investment Income	-	-	-	-	
166		A_B5600 Other Non Operating Revenues	-	-	-	-	
167		Total Revenue Revenue	-	-	-	-	
168		A_B6000 Salaries, Wages & Benefits	-	-	-	-	
169		A_B6200 Services & Fees	-	-	-	-	
170		A_B6300 Travel	-	-	-	-	
171	FC_B45 Restr Govt Funds	A_B6400 Supplies	-	-	-	-	
172		A_B6450 Utilities	-	-	-	-	
173		A_B6500 Repairs & Maintenance	-	-	-	-	
174		A_B6550 Rentals & Leases	-	-	-	-	
175		A_B6575 Interest Expense	-	-	-	-	
176		A_B6600 Claims & Judgements	-	-	-	-	
177		A_B6650 Other Expense	-	-	-	-	
178		A_B6700 Subcontracts	-	-	-	-	
179		A_B6900 Depreciation & Amortization	-	-	-	-	
180		A_B7000 Capital Expense	-	-	-	-	
181		A_B7200 Discontinued Operations	-	-	-	-	
182		A_B7500 Other Non Operating Expenses	-	-	-	-	
183		A_B7600 Internal Allocations & Sales	-	-	-	-	
184		A_B7700 Funding Tranfers	-	-	-	-	
185			Total Expenses Expenses	-	-	-	-
186			Statement of Activities Net Result	-	-	-	-


	A	B	C	D	E	F	
1							
2	O_13241: Physics & Astronomy						
3	Board of Trustees Report						
4	O_13241: Physics & Astronomy						
5			FY18		FY19		
6	Fund Class - Source	Summary Level Natural Accounts	Budget	Actual through March	Budget	Variance FY18 Budget to FY19 Budget	
7	FC_105 Unrestricted Operating Class	A_B4000 Tuition & Educational Fees	(86,339)	387	-	86,339	
8		A_B4100 Sales of Goods & Services	-	(11,132)	(8,300)	(8,300)	
9		A_B4300 Grants & Contracts	-	-	-	-	
10		A_43501 Federal Appropriations	-	-	-	-	
11		A_B4400 Other Operating Revenue	-	(62,875)	(2,600)	(2,600)	
12		A_B5000 Non Operating Revenues	-	-	-	-	
13		A_B5100 Appropriations	-	-	-	-	
14		A_B5300 Gifts	-	-	-	-	
15		A_B5500 Investment Income	-	-	-	-	
16		A_B5600 Other Non Operating Revenues	(13,500)	-	-	13,500	
17			Total_Revenue Revenue	(99,839)	(73,620)	(10,900)	88,939
18			A_B6000 Salaries, Wages & Benefits	2,099,576	1,563,763	2,111,049	11,473
19			A_B6200 Services & Fees	11,140	24	8,500	(2,640)
20			A_B6300 Travel	13,750	48,323	5,086	(8,664)
21			A_B6400 Supplies	107,615	21,471	37,300	(70,315)
22			A_B6450 Utilities	-	1,921	-	-
23			A_B6500 Repairs & Maintenance	-	-	29,100	29,100
24			A_B6550 Rentals & Leases	400	1,206	900	500
25			A_B6575 Interest Expense	-	-	-	-
26			A_B6600 Claims & Judgements	-	-	-	-
27			A_B6650 Other Expense	6,300	9,572	13,300	7,000
28			A_B6700 Subcontracts	-	-	-	-
29			A_B6900 Depreciation & Amortization	-	5,707	-	-
30			A_B7000 Capital Expense	-	-	-	-
31			A_B7200 Discontinued Operations	-	-	-	-
32			A_B7500 Other Non Operating Expenses	-	-	-	-
33			A_B7600 Internal Allocations & Sales	(75,430)	14,993	(77,750)	(2,320)
34			A_B7700 Funding Tranfers	9,867	-	-	(9,867)
35			Total_Expenses Expenses	2,173,218	1,666,979	2,127,485	(45,733)
36			Statement of Activities Net Result	2,073,379	1,593,360	2,116,585	43,206
37		FC_B20 Designated Op	A_B4000 Tuition & Educational Fees	13,000	6,305	34,245	21,245
38			A_B4100 Sales of Goods & Services	-	(260)	-	-
39			A_B4300 Grants & Contracts	(50,000)	-	(50,000)	-
40			A_43501 Federal Appropriations	-	-	-	-
41			A_B4400 Other Operating Revenue	-	-	-	-
42			A_B5000 Non Operating Revenues	-	-	-	-
43	A_B5100 Appropriations		-	-	-	-	
44	A_B5300 Gifts		-	-	-	-	
45	A_B5500 Investment Income		-	-	-	-	
46	A_B5600 Other Non Operating Revenues		-	-	-	-	
47			Total_Revenue Revenue	(37,000)	6,045	(15,755)	21,245
48			A_B6000 Salaries, Wages & Benefits	3,581	13,017	38,053	34,473
49			A_B6200 Services & Fees	-	-	-	-
50			A_B6300 Travel	18,000	5,048	25,000	7,000
51			A_B6400 Supplies	18,830	4,517	263,700	244,870
52			A_B6450 Utilities	-	-	-	-
53			A_B6500 Repairs & Maintenance	40,000	-	40,000	-
54			A_B6550 Rentals & Leases	-	-	-	-
55			A_B6575 Interest Expense	-	-	-	-
56			A_B6600 Claims & Judgements	-	-	-	-
57			A_B6650 Other Expense	1,000	228	136,300	135,300
58			A_B6700 Subcontracts	-	-	-	-
59			A_B6900 Depreciation & Amortization	-	-	-	-
60			A_B7000 Capital Expense	-	-	135,000	135,000
61			A_B7200 Discontinued Operations	-	-	-	-
62			A_B7500 Other Non Operating Expenses	-	-	-	-
63			A_B7600 Internal Allocations & Sales	-	(4,328)	(315,000)	(315,000)
64			A_B7700 Funding Tranfers	(62,622)	-	(308,753)	(246,131)
65			Total_Expenses Expenses	18,788	18,481	14,300	(4,488)
66			Statement of Activities Net Result	(18,212)	24,526	(1,455)	16,757


	A	B	C	D	E	F
1						
2	O_13241: Physics & Astronomy					
3	Board of Trustees Report					
4	O_13241: Physics & Astronomy					
5				FY18	FY19	
6	Fund Class - Source	Summary Level Natural Accounts	Budget	Actual through March	Budget	Variance FY18 Budget to FY19 Budget
67		A_B4000 Tuition & Educational Fees	-	6,091	-	-
68		A_B4100 Sales of Goods & Services	-	-	-	-
69		A_B4300 Grants & Contracts	-	-	-	-
70		A_43501 Federal Appropriations	-	-	-	-
71		A_B4400 Other Operating Revenue	-	-	-	-
72		A_B5000 Non Operating Revenues	-	-	-	-
73		A_B5100 Appropriations	-	-	-	-
74		A_B5300 Gifts	-	(18,602)	(159,279)	(159,279)
75		A_B5500 Investment Income	-	-	-	-
76		A_B5600 Other Non Operating Revenues	-	-	-	-
77		Total Revenue Revenue	-	(12,512)	(159,279)	(159,279)
78		A_B6000 Salaries, Wages & Benefits	-	6,798	117,218	117,218
79		A_B6200 Services & Fees	-	793	7,295	7,295
80		A_B6300 Travel	-	1,883	12,457	12,457
81	FC_B30 Restr	A_B6400 Supplies	-	3,397	15,000	15,000
82	Expendable Op	A_B6450 Utilities	-	-	-	-
83		A_B6500 Repairs & Maintenance	-	-	-	-
84		A_B6550 Rentals & Leases	-	-	-	-
85		A_B6575 Interest Expense	-	-	-	-
86		A_B6600 Claims & Judgements	-	-	-	-
87		A_B6650 Other Expense	-	138	5,309	5,309
88		A_B6700 Subcontracts	-	-	-	-
89		A_B6900 Depreciation & Amortization	-	-	-	-
90		A_B7000 Capital Expense	-	-	-	-
91		A_B7200 Discontinued Operations	-	-	-	-
92		A_B7500 Other Non Operating Expenses	-	-	-	-
93		A_B7600 Internal Allocations & Sales	-	526	2,000	2,000
94		A_B7700 Funding Tranfers	-	-	-	-
95		Total Expenses Expenses	-	13,535	159,279	159,279
96		Statement of Activities Net Result	-	1,024	-	-
97		A_B4000 Tuition & Educational Fees	-	-	-	-
98		A_B4100 Sales of Goods & Services	-	-	-	-
99		A_B4300 Grants & Contracts	-	-	-	-
100		A_43501 Federal Appropriations	-	-	-	-
101		A_B4400 Other Operating Revenue	-	-	-	-
102		A_B5000 Non Operating Revenues	-	-	-	-
103		A_B5100 Appropriations	-	-	-	-
104		A_B5300 Gifts	-	-	-	-
105		A_B5500 Investment Income	-	-	-	-
106		A_B5600 Other Non Operating Revenues	-	-	-	-
107		Total Revenue Revenue	-	-	-	-
108		A_B6000 Salaries, Wages & Benefits	-	-	-	-
109		A_B6200 Services & Fees	-	-	-	-
110		A_B6300 Travel	-	-	-	-
111	FC_B35 Restr	A_B6400 Supplies	-	-	-	-
112	Expendable Non Op	A_B6450 Utilities	-	-	-	-
113		A_B6500 Repairs & Maintenance	-	-	-	-
114		A_B6550 Rentals & Leases	-	-	-	-
115		A_B6575 Interest Expense	-	-	-	-
116		A_B6600 Claims & Judgements	-	-	-	-
117		A_B6650 Other Expense	-	-	-	-
118		A_B6700 Subcontracts	-	-	-	-
119		A_B6900 Depreciation & Amortization	-	-	-	-
120		A_B7000 Capital Expense	-	-	-	-
121		A_B7200 Discontinued Operations	-	-	-	-
122		A_B7500 Other Non Operating Expenses	-	-	-	-
123		A_B7600 Internal Allocations & Sales	-	-	-	-
124		A_B7700 Funding Tranfers	-	-	-	-
125		Total Expenses Expenses	-	-	-	-
126		Statement of Activities Net Result	-	-	-	-


	A	B	C	D	E	F
1						
2	O_13241: Physics & Astronomy					
3	Board of Trustees Report					
4	O_13241: Physics & Astronomy					
5			FY18		FY19	
6	Fund Class - Source	Summary Level Natural Accounts	Budget	Actual through March	Budget	Variance FY18 Budget to FY19 Budget
127	FC_B40 Restr Grants	A_B4000 Tuition & Educational Fees	-	-	(46,559)	(46,559)
128		A_B4100 Sales of Goods & Services	-	-	-	-
129		A_B4300 Grants & Contracts	-	(1,717,102)	(2,435,698)	(2,435,698)
130		A_43501 Federal Appropriations	-	-	-	-
131		A_B4400 Other Operating Revenue	-	-	-	-
132		A_B5000 Non Operating Revenues	-	-	-	-
133		A_B5100 Appropriations	-	-	-	-
134		A_B5300 Gifts	-	-	-	-
135		A_B5500 Investment Income	-	-	-	-
136		A_B5600 Other Non Operating Revenues	-	(168,821)	589,601	589,601
137		Total_Revenue Revenue	-	(1,885,922)	(1,892,656)	(1,892,656)
138		A_B6000 Salaries, Wages & Benefits	-	711,472	743,024	743,024
139		A_B6200 Services & Fees	-	11,287	178,790	178,790
140		A_B6300 Travel	-	52,541	82,841	82,841
141		A_B6400 Supplies	-	65,387	281,123	281,123
142		A_B6450 Utilities	-	-	-	-
143		A_B6500 Repairs & Maintenance	-	3,726	-	-
144		A_B6550 Rentals & Leases	-	4,092	240,786	240,786
145		A_B6575 Interest Expense	-	-	-	-
146		A_B6600 Claims & Judgements	-	-	-	-
147		A_B6650 Other Expense	-	337,398	18,553	18,553
148		A_B6700 Subcontracts	-	5,326	(226,042)	(226,042)
149		A_B6900 Depreciation & Amortization	-	-	-	-
150		A_B7000 Capital Expense	-	919	-	-
151		A_B7200 Discontinued Operations	-	-	-	-
152		A_B7500 Other Non Operating Expenses	-	-	150,902	150,902
153		A_B7600 Internal Allocations & Sales	-	-	-	-
154		A_B7700 Funding Tranfers	-	-	-	-
155		Total_Expenses Expenses	-	1,192,149	1,469,976	1,469,976
156		Statement of Activities Net Result	-	(693,774)	(422,680)	(422,680)
157		FC_B45 Restr Govt Funds	A_B4000 Tuition & Educational Fees	-	-	-
158	A_B4100 Sales of Goods & Services		-	-	-	-
159	A_B4300 Grants & Contracts		-	-	-	-
160	A_43501 Federal Appropriations		-	-	-	-
161	A_B4400 Other Operating Revenue		-	-	-	-
162	A_B5000 Non Operating Revenues		-	-	-	-
163	A_B5100 Appropriations		-	-	-	-
164	A_B5300 Gifts		-	-	-	-
165	A_B5500 Investment Income		-	-	-	-
166	A_B5600 Other Non Operating Revenues		-	-	-	-
167	Total_Revenue Revenue		-	-	-	-
168	A_B6000 Salaries, Wages & Benefits		-	-	-	-
169	A_B6200 Services & Fees		-	-	-	-
170	A_B6300 Travel		-	-	-	-
171	A_B6400 Supplies		-	-	-	-
172	A_B6450 Utilities		-	-	-	-
173	A_B6500 Repairs & Maintenance		-	-	-	-
174	A_B6550 Rentals & Leases		-	-	-	-
175	A_B6575 Interest Expense		-	-	-	-
176	A_B6600 Claims & Judgements		-	-	-	-
177	A_B6650 Other Expense		-	-	-	-
178	A_B6700 Subcontracts		-	-	-	-
179	A_B6900 Depreciation & Amortization		-	-	-	-
180	A_B7000 Capital Expense		-	-	-	-
181	A_B7200 Discontinued Operations		-	-	-	-
182	A_B7500 Other Non Operating Expenses		-	-	-	-
183	A_B7600 Internal Allocations & Sales		-	-	-	-
184	A_B7700 Funding Tranfers		-	-	-	-
185	Total_Expenses Expenses		-	-	-	-
186	Statement of Activities Net Result		-	-	-	-


	A	B	C	D	E	F	
1							
2	O_13251: Politics Public Affairs & International Studies						
3	Board of Trustees Report						
4	O_13251: Politics Public Affairs & International Studies						
5			FY18		FY19		
6	Fund Class - Source	Summary Level Natural Accounts	Budget	Actual through March	Budget	Variance FY18 Budget to FY19 Budget	
7	FC_105 Unrestricted Operating Class	A_B4000 Tuition & Educational Fees	(223,058)	16,842	(7,561)	215,497	
8		A_B4100 Sales of Goods & Services	(3,000)	-	-	3,000	
9		A_B4300 Grants & Contracts	-	-	-	-	
10		A_43501 Federal Appropriations	-	-	-	-	
11		A_B4400 Other Operating Revenue	-	355	-	-	
12		A_B5000 Non Operating Revenues	-	-	-	-	
13		A_B5100 Appropriations	-	-	-	-	
14		A_B5300 Gifts	-	-	-	-	
15		A_B5500 Investment Income	-	-	-	-	
16		A_B5600 Other Non Operating Revenues	-	-	-	-	
17			Total_Revenue Revenue	(226,058)	17,197	(7,561)	218,497
18			A_B6000 Salaries, Wages & Benefits	2,052,688	1,447,697	2,250,000	197,312
19			A_B6200 Services & Fees	37,850	9,481	27,000	(10,850)
20			A_B6300 Travel	123,900	16,465	62,000	(61,900)
21			A_B6400 Supplies	100,470	35,648	66,800	(33,670)
22			A_B6450 Utilities	-	-	-	-
23			A_B6500 Repairs & Maintenance	19,000	-	19,000	-
24			A_B6550 Rentals & Leases	-	-	-	-
25			A_B6575 Interest Expense	-	-	-	-
26			A_B6600 Claims & Judgements	-	-	-	-
27			A_B6650 Other Expense	46,280	14,016	18,960	(27,320)
28			A_B6700 Subcontracts	-	-	-	-
29			A_B6900 Depreciation & Amortization	-	-	-	-
30			A_B7000 Capital Expense	-	-	-	-
31			A_B7200 Discontinued Operations	-	-	-	-
32			A_B7500 Other Non Operating Expenses	-	-	-	-
33			A_B7600 Internal Allocations & Sales	(78,500)	8,143	(222,992)	(144,492)
34			A_B7700 Funding Tranfers	(195,525)	-	-	195,525
35			Total_Expenses Expenses	2,106,164	1,531,450	2,220,768	114,605
36			Statement of Activities Net Result	1,880,106	1,548,647	2,213,207	333,102
37		FC_B20 Designated Op	A_B4000 Tuition & Educational Fees	-	-	-	-
38			A_B4100 Sales of Goods & Services	-	-	-	-
39			A_B4300 Grants & Contracts	-	-	-	-
40			A_43501 Federal Appropriations	-	-	-	-
41			A_B4400 Other Operating Revenue	-	-	-	-
42			A_B5000 Non Operating Revenues	-	-	-	-
43	A_B5100 Appropriations		-	-	-	-	
44	A_B5300 Gifts		-	-	-	-	
45	A_B5500 Investment Income		-	-	-	-	
46	A_B5600 Other Non Operating Revenues		-	-	-	-	
47			Total_Revenue Revenue	-	-	-	-
48			A_B6000 Salaries, Wages & Benefits	-	-	-	-
49			A_B6200 Services & Fees	-	(3,656)	-	-
50			A_B6300 Travel	1,000	1,879	3,750	2,750
51			A_B6400 Supplies	-	-	3,750	3,750
52			A_B6450 Utilities	-	-	-	-
53			A_B6500 Repairs & Maintenance	-	-	-	-
54			A_B6550 Rentals & Leases	-	-	-	-
55			A_B6575 Interest Expense	-	-	-	-
56			A_B6600 Claims & Judgements	-	-	-	-
57			A_B6650 Other Expense	500	-	1,326	826
58			A_B6700 Subcontracts	-	-	-	-
59			A_B6900 Depreciation & Amortization	-	-	-	-
60			A_B7000 Capital Expense	-	-	-	-
61			A_B7200 Discontinued Operations	-	-	-	-
62			A_B7500 Other Non Operating Expenses	-	-	-	-
63			A_B7600 Internal Allocations & Sales	-	-	(3,750)	(3,750)
64			A_B7700 Funding Tranfers	(1,500)	-	(5,076)	(3,576)
65			Total_Expenses Expenses	-	(1,777)	0	0
66			Statement of Activities Net Result	-	(1,777)	0	0


	A	B	C	D	E	F
1						
2	O_13251: Politics Public Affairs & International Studies					
3	Board of Trustees Report					
4	O_13251: Politics Public Affairs & International Studies					
5				FY18	FY19	
6	Fund Class - Source	Summary Level Natural Accounts	Budget	Actual through March	Budget	Variance FY18 Budget to FY19 Budget
67		A_B4000 Tuition & Educational Fees	-	33,650	15,650	15,650
68		A_B4100 Sales of Goods & Services	-	-	-	-
69		A_B4300 Grants & Contracts	-	-	-	-
70		A_43501 Federal Appropriations	-	-	-	-
71		A_B4400 Other Operating Revenue	-	-	-	-
72		A_B5000 Non Operating Revenues	-	-	-	-
73		A_B5100 Appropriations	-	-	-	-
74		A_B5300 Gifts	-	(55,002)	(98,469)	(98,469)
75		A_B5500 Investment Income	-	-	-	-
76		A_B5600 Other Non Operating Revenues	-	-	-	-
77		Total_Revenue Revenue	-	(21,352)	(82,819)	(82,819)
78		A_B6000 Salaries, Wages & Benefits	-	2,476	-	-
79		A_B6200 Services & Fees	-	9,112	70,000	70,000
80		A_B6300 Travel	-	9,917	89,855	89,855
81	FC_B30 Restr	A_B6400 Supplies	-	1,177	11,511	11,511
82	Expendable Op	A_B6450 Utilities	-	-	-	-
83		A_B6500 Repairs & Maintenance	-	-	-	-
84		A_B6550 Rentals & Leases	-	-	-	-
85		A_B6575 Interest Expense	-	-	-	-
86		A_B6600 Claims & Judgements	-	-	-	-
87		A_B6650 Other Expense	-	4,420	8,909	8,909
88		A_B6700 Subcontracts	-	-	-	-
89		A_B6900 Depreciation & Amortization	-	-	-	-
90		A_B7000 Capital Expense	-	-	-	-
91		A_B7200 Discontinued Operations	-	-	-	-
92		A_B7500 Other Non Operating Expenses	-	-	-	-
93		A_B7600 Internal Allocations & Sales	-	1,596	-	-
94		A_B7700 Funding Tranfers	-	-	(97,456)	(97,456)
95		Total_Expenses Expenses	-	28,698	82,819	82,819
96		Statement of Activities Net Result	-	7,346	-	-
97		A_B4000 Tuition & Educational Fees	-	-	-	-
98		A_B4100 Sales of Goods & Services	-	-	-	-
99		A_B4300 Grants & Contracts	-	-	-	-
100		A_43501 Federal Appropriations	-	-	-	-
101		A_B4400 Other Operating Revenue	-	-	-	-
102		A_B5000 Non Operating Revenues	-	-	-	-
103		A_B5100 Appropriations	-	-	-	-
104		A_B5300 Gifts	-	-	-	-
105		A_B5500 Investment Income	-	-	-	-
106		A_B5600 Other Non Operating Revenues	-	-	-	-
107		Total_Revenue Revenue	-	-	-	-
108		A_B6000 Salaries, Wages & Benefits	-	-	-	-
109		A_B6200 Services & Fees	-	-	-	-
110		A_B6300 Travel	-	-	-	-
111	FC_B35 Restr	A_B6400 Supplies	-	-	-	-
112	Expendable	A_B6450 Utilities	-	-	-	-
113	Non Op	A_B6500 Repairs & Maintenance	-	-	-	-
114		A_B6550 Rentals & Leases	-	-	-	-
115		A_B6575 Interest Expense	-	-	-	-
116		A_B6600 Claims & Judgements	-	-	-	-
117		A_B6650 Other Expense	-	-	-	-
118		A_B6700 Subcontracts	-	-	-	-
119		A_B6900 Depreciation & Amortization	-	-	-	-
120		A_B7000 Capital Expense	-	-	-	-
121		A_B7200 Discontinued Operations	-	-	-	-
122		A_B7500 Other Non Operating Expenses	-	-	-	-
123		A_B7600 Internal Allocations & Sales	-	-	-	-
124		A_B7700 Funding Tranfers	-	-	-	-
125		Total_Expenses Expenses	-	-	-	-
126		Statement of Activities Net Result	-	-	-	-


	A	B	C	D	E	F
1						
2	O_13251: Politics Public Affairs & International Studies					
3	Board of Trustees Report					
4	O_13251: Politics Public Affairs & International Studies					
5			FY18		FY19	
6	Fund Class - Source	Summary Level Natural Accounts	Budget	Actual through March	Budget	Variance FY18 Budget to FY19 Budget
127		A_B4000 Tuition & Educational Fees	-	-	-	-
128		A_B4100 Sales of Goods & Services	-	-	-	-
129		A_B4300 Grants & Contracts	-	(218)	(4,793)	(4,793)
130		A_43501 Federal Appropriations	-	-	-	-
131		A_B4400 Other Operating Revenue	-	-	-	-
132		A_B5000 Non Operating Revenues	-	-	-	-
133		A_B5100 Appropriations	-	-	-	-
134		A_B5300 Gifts	-	-	-	-
135		A_B5500 Investment Income	-	-	-	-
136		A_B5600 Other Non Operating Revenues	-	-	-	-
137		Total Revenue Revenue	-	(218)	(4,793)	(4,793)
138		A_B6000 Salaries, Wages & Benefits	-	-	-	-
139		A_B6200 Services & Fees	-	3,405	1,000	1,000
140		A_B6300 Travel	-	2,443	2,044	2,044
141	FC_B40 Restr	A_B6400 Supplies	-	1,193	773	773
142	Grants	A_B6450 Utilities	-	-	-	-
143		A_B6500 Repairs & Maintenance	-	-	-	-
144		A_B6550 Rentals & Leases	-	-	-	-
145		A_B6575 Interest Expense	-	-	-	-
146		A_B6600 Claims & Judgements	-	-	-	-
147		A_B6650 Other Expense	-	19	-	-
148		A_B6700 Subcontracts	-	-	-	-
149		A_B6900 Depreciation & Amortization	-	-	-	-
150		A_B7000 Capital Expense	-	-	-	-
151		A_B7200 Discontinued Operations	-	-	-	-
152		A_B7500 Other Non Operating Expenses	-	-	1,998	1,998
153		A_B7600 Internal Allocations & Sales	-	-	-	-
154		A_B7700 Funding Tranfers	-	-	-	-
155		Total Expenses Expenses	-	7,060	5,815	5,815
156		Statement of Activities Net Result	-	6,842	1,022	1,022
157		A_B4000 Tuition & Educational Fees	-	-	-	-
158		A_B4100 Sales of Goods & Services	-	-	-	-
159		A_B4300 Grants & Contracts	-	-	-	-
160		A_43501 Federal Appropriations	-	-	-	-
161		A_B4400 Other Operating Revenue	-	-	-	-
162		A_B5000 Non Operating Revenues	-	-	-	-
163		A_B5100 Appropriations	-	-	-	-
164		A_B5300 Gifts	-	-	-	-
165		A_B5500 Investment Income	-	-	-	-
166		A_B5600 Other Non Operating Revenues	-	-	-	-
167		Total Revenue Revenue	-	-	-	-
168		A_B6000 Salaries, Wages & Benefits	-	-	-	-
169		A_B6200 Services & Fees	-	-	-	-
170		A_B6300 Travel	-	-	-	-
171	FC_B45 Restr	A_B6400 Supplies	-	-	-	-
172	Govt Funds	A_B6450 Utilities	-	-	-	-
173		A_B6500 Repairs & Maintenance	-	-	-	-
174		A_B6550 Rentals & Leases	-	-	-	-
175		A_B6575 Interest Expense	-	-	-	-
176		A_B6600 Claims & Judgements	-	-	-	-
177		A_B6650 Other Expense	-	-	-	-
178		A_B6700 Subcontracts	-	-	-	-
179		A_B6900 Depreciation & Amortization	-	-	-	-
180		A_B7000 Capital Expense	-	-	-	-
181		A_B7200 Discontinued Operations	-	-	-	-
182		A_B7500 Other Non Operating Expenses	-	-	-	-
183		A_B7600 Internal Allocations & Sales	-	-	-	-
184		A_B7700 Funding Tranfers	-	-	-	-
185		Total Expenses Expenses	-	-	-	-
186		Statement of Activities Net Result	-	-	-	-


	A	B	C	D	E	F	
1							
2	O_13261: Psychology						
3	Board of Trustees Report						
4	O_13261: Psychology						
5			FY18		FY19		
6	Fund Class - Source	Summary Level Natural Accounts	Budget	Actual through March	Budget	Variance FY18 Budget to FY19 Budget	
7	FC_105 Unrestricted Operating Class	A_B4000 Tuition & Educational Fees	(208,045)	251	-	208,045	
8		A_B4100 Sales of Goods & Services	-	-	-	-	
9		A_B4300 Grants & Contracts	-	-	-	-	
10		A_43501 Federal Appropriations	-	-	-	-	
11		A_B4400 Other Operating Revenue	(14,600)	(11,266)	(15,000)	(400)	
12		A_B5000 Non Operating Revenues	-	-	-	-	
13		A_B5100 Appropriations	-	-	-	-	
14		A_B5300 Gifts	-	-	-	-	
15		A_B5500 Investment Income	-	-	-	-	
16		A_B5600 Other Non Operating Revenues	(22,480)	-	-	22,480	
17		Total_Revenue Revenue	(245,125)	(11,015)	(15,000)	230,125	
18		A_B6000 Salaries, Wages & Benefits	2,234,768	1,543,379	2,136,042	(98,726)	
19		A_B6200 Services & Fees	9,774	3,556	4,634	(5,140)	
20		A_B6300 Travel	25,825	19,340	45,500	19,675	
21		A_B6400 Supplies	25,425	10,539	65,450	40,025	
22		A_B6450 Utilities	-	-	-	-	
23		A_B6500 Repairs & Maintenance	-	-	-	-	
24		A_B6550 Rentals & Leases	150	30	-	(150)	
25		A_B6575 Interest Expense	-	-	-	-	
26		A_B6600 Claims & Judgements	-	-	-	-	
27		A_B6650 Other Expense	14,000	12,188	8,600	(5,400)	
28		A_B6700 Subcontracts	-	-	-	-	
29		A_B6900 Depreciation & Amortization	-	-	-	-	
30		A_B7000 Capital Expense	-	-	-	-	
31		A_B7200 Discontinued Operations	-	-	-	-	
32		A_B7500 Other Non Operating Expenses	-	-	-	-	
33		A_B7600 Internal Allocations & Sales	(4,270)	361	(193,218)	(188,948)	
34		A_B7700 Funding Tranfers	6,674	-	-	(6,674)	
35		Total_Expenses Expenses	2,312,346	1,589,393	2,067,008	(245,338)	
36		Statement of Activities Net Result	2,067,221	1,578,378	2,052,008	(15,213)	
37		FC_B20 Designated Op	A_B4000 Tuition & Educational Fees	-	2,510	-	-
38			A_B4100 Sales of Goods & Services	-	-	-	-
39			A_B4300 Grants & Contracts	(1,500)	-	-	1,500
40			A_43501 Federal Appropriations	-	-	-	-
41			A_B4400 Other Operating Revenue	-	-	-	-
42			A_B5000 Non Operating Revenues	-	-	-	-
43	A_B5100 Appropriations		-	-	-	-	
44	A_B5300 Gifts		-	-	-	-	
45	A_B5500 Investment Income		-	-	-	-	
46	A_B5600 Other Non Operating Revenues		-	-	-	-	
47	Total_Revenue Revenue		(1,500)	2,510	-	1,500	
48	A_B6000 Salaries, Wages & Benefits		3,472	-	-	(3,472)	
49	A_B6200 Services & Fees		100	2,196	-	(100)	
50	A_B6300 Travel		4,350	1,581	-	(4,350)	
51	A_B6400 Supplies		26,035	873	-	(26,035)	
52	A_B6450 Utilities		-	-	-	-	
53	A_B6500 Repairs & Maintenance		-	-	-	-	
54	A_B6550 Rentals & Leases		-	-	-	-	
55	A_B6575 Interest Expense		-	-	-	-	
56	A_B6600 Claims & Judgements		-	-	-	-	
57	A_B6650 Other Expense		2,465	970	-	(2,465)	
58	A_B6700 Subcontracts		1,000	930	-	(1,000)	
59	A_B6900 Depreciation & Amortization		-	-	-	-	
60	A_B7000 Capital Expense		-	-	-	-	
61	A_B7200 Discontinued Operations		-	-	-	-	
62	A_B7500 Other Non Operating Expenses		-	-	-	-	
63	A_B7600 Internal Allocations & Sales		(28,750)	70	-	28,750	
64	A_B7700 Funding Tranfers		(7,172)	-	-	7,172	
65	Total_Expenses Expenses		1,500	6,620	-	(1,500)	
66	Statement of Activities Net Result		-	9,130	-	-	


	A	B	C	D	E	F
1						
2	O_13261: Psychology					
3	Board of Trustees Report					
4	O_13261: Psychology					
5				FY18	FY19	
6	Fund Class - Source	Summary Level Natural Accounts	Budget	Actual through March	Budget	Variance FY18 Budget to FY19 Budget
67		A_B4000 Tuition & Educational Fees	-	1,050	681	681
68		A_B4100 Sales of Goods & Services	-	-	-	-
69		A_B4300 Grants & Contracts	-	-	-	-
70		A_43501 Federal Appropriations	-	-	-	-
71		A_B4400 Other Operating Revenue	-	-	-	-
72		A_B5000 Non Operating Revenues	-	-	-	-
73		A_B5100 Appropriations	-	-	-	-
74		A_B5300 Gifts	-	(2,972)	(25,414)	(25,414)
75		A_B5500 Investment Income	-	-	-	-
76		A_B5600 Other Non Operating Revenues	-	-	-	-
77		Total_Revenue Revenue	-	(1,922)	(24,733)	(24,733)
78		A_B6000 Salaries, Wages & Benefits	-	-	5,080	5,080
79		A_B6200 Services & Fees	-	255	-	-
80		A_B6300 Travel	-	374	3,500	3,500
81	FC_B30 Restr	A_B6400 Supplies	-	1,044	7,048	7,048
82	Expendable Op	A_B6450 Utilities	-	-	-	-
83		A_B6500 Repairs & Maintenance	-	-	-	-
84		A_B6550 Rentals & Leases	-	-	300	300
85		A_B6575 Interest Expense	-	-	-	-
86		A_B6600 Claims & Judgements	-	-	-	-
87		A_B6650 Other Expense	-	249	5,098	5,098
88		A_B6700 Subcontracts	-	-	2,707	2,707
89		A_B6900 Depreciation & Amortization	-	-	-	-
90		A_B7000 Capital Expense	-	-	-	-
91		A_B7200 Discontinued Operations	-	-	-	-
92		A_B7500 Other Non Operating Expenses	-	-	-	-
93		A_B7600 Internal Allocations & Sales	-	-	-	-
94		A_B7700 Funding Tranfers	-	-	1,000	1,000
95		Total_Expenses Expenses	-	1,922	24,733	24,733
96		Statement of Activities Net Result	-	-	-	-
97		A_B4000 Tuition & Educational Fees	-	-	-	-
98		A_B4100 Sales of Goods & Services	-	-	-	-
99		A_B4300 Grants & Contracts	-	-	-	-
100		A_43501 Federal Appropriations	-	-	-	-
101		A_B4400 Other Operating Revenue	-	-	-	-
102		A_B5000 Non Operating Revenues	-	-	-	-
103		A_B5100 Appropriations	-	-	-	-
104		A_B5300 Gifts	-	-	-	-
105		A_B5500 Investment Income	-	-	-	-
106		A_B5600 Other Non Operating Revenues	-	-	-	-
107		Total_Revenue Revenue	-	-	-	-
108		A_B6000 Salaries, Wages & Benefits	-	-	-	-
109		A_B6200 Services & Fees	-	-	-	-
110		A_B6300 Travel	-	-	-	-
111	FC_B35 Restr	A_B6400 Supplies	-	-	-	-
112	Expendable Non Op	A_B6450 Utilities	-	-	-	-
113		A_B6500 Repairs & Maintenance	-	-	-	-
114		A_B6550 Rentals & Leases	-	-	-	-
115		A_B6575 Interest Expense	-	-	-	-
116		A_B6600 Claims & Judgements	-	-	-	-
117		A_B6650 Other Expense	-	-	-	-
118		A_B6700 Subcontracts	-	-	-	-
119		A_B6900 Depreciation & Amortization	-	-	-	-
120		A_B7000 Capital Expense	-	-	-	-
121		A_B7200 Discontinued Operations	-	-	-	-
122		A_B7500 Other Non Operating Expenses	-	-	-	-
123		A_B7600 Internal Allocations & Sales	-	-	-	-
124		A_B7700 Funding Tranfers	-	-	-	-
125		Total_Expenses Expenses	-	-	-	-
126		Statement of Activities Net Result	-	-	-	-


	A	B	C	D	E	F
1						
2	O_13261: Psychology					
3	Board of Trustees Report					
4	O_13261: Psychology					
5				FY18	FY19	
6	Fund Class - Source	Summary Level Natural Accounts	Budget	Actual through March	Budget	Variance FY18 Budget to FY19 Budget
127		A_B4000 Tuition & Educational Fees	-	-	6,693	6,693
128		A_B4100 Sales of Goods & Services	-	-	-	-
129		A_B4300 Grants & Contracts	-	(128,259)	(332,252)	(332,252)
130		A_43501 Federal Appropriations	-	-	-	-
131		A_B4400 Other Operating Revenue	-	-	-	-
132		A_B5000 Non Operating Revenues	-	-	-	-
133		A_B5100 Appropriations	-	-	-	-
134		A_B5300 Gifts	-	-	-	-
135		A_B5500 Investment Income	-	-	-	-
136		A_B5600 Other Non Operating Revenues	-	(27,084)	62,880	62,880
137		Total_Revenue Revenue	-	(155,343)	(262,679)	(262,679)
138		A_B6000 Salaries, Wages & Benefits	-	87,641	71,675	71,675
139		A_B6200 Services & Fees	-	-	16,122	16,122
140		A_B6300 Travel	-	-	19,843	19,843
141	FC_B40 Restr	A_B6400 Supplies	-	1,035	32,783	32,783
142	Grants	A_B6450 Utilities	-	-	-	-
143		A_B6500 Repairs & Maintenance	-	-	-	-
144		A_B6550 Rentals & Leases	-	-	16,122	16,122
145		A_B6575 Interest Expense	-	-	-	-
146		A_B6600 Claims & Judgements	-	-	-	-
147		A_B6650 Other Expense	-	46,851	-	-
148		A_B6700 Subcontracts	-	755	2,530	2,530
149		A_B6900 Depreciation & Amortization	-	-	-	-
150		A_B7000 Capital Expense	-	-	-	-
151		A_B7200 Discontinued Operations	-	-	-	-
152		A_B7500 Other Non Operating Expenses	-	-	11,092	11,092
153		A_B7600 Internal Allocations & Sales	-	-	-	-
154		A_B7700 Funding Tranfers	-	-	-	-
155		Total_Expenses Expenses	-	136,281	170,168	170,168
156		Statement of Activities Net Result	-	(19,062)	(92,511)	(92,511)
157		A_B4000 Tuition & Educational Fees	-	-	-	-
158		A_B4100 Sales of Goods & Services	-	-	-	-
159		A_B4300 Grants & Contracts	-	-	-	-
160		A_43501 Federal Appropriations	-	-	-	-
161		A_B4400 Other Operating Revenue	-	-	-	-
162		A_B5000 Non Operating Revenues	-	-	-	-
163		A_B5100 Appropriations	-	-	-	-
164		A_B5300 Gifts	-	-	-	-
165		A_B5500 Investment Income	-	-	-	-
166		A_B5600 Other Non Operating Revenues	-	-	-	-
167		Total_Revenue Revenue	-	-	-	-
168		A_B6000 Salaries, Wages & Benefits	-	-	-	-
169		A_B6200 Services & Fees	-	-	-	-
170		A_B6300 Travel	-	-	-	-
171	FC_B45 Restr	A_B6400 Supplies	-	-	-	-
172	Govt Funds	A_B6450 Utilities	-	-	-	-
173		A_B6500 Repairs & Maintenance	-	-	-	-
174		A_B6550 Rentals & Leases	-	-	-	-
175		A_B6575 Interest Expense	-	-	-	-
176		A_B6600 Claims & Judgements	-	-	-	-
177		A_B6650 Other Expense	-	-	-	-
178		A_B6700 Subcontracts	-	-	-	-
179		A_B6900 Depreciation & Amortization	-	-	-	-
180		A_B7000 Capital Expense	-	-	-	-
181		A_B7200 Discontinued Operations	-	-	-	-
182		A_B7500 Other Non Operating Expenses	-	-	-	-
183		A_B7600 Internal Allocations & Sales	-	-	-	-
184		A_B7700 Funding Tranfers	-	-	-	-
185		Total_Expenses Expenses	-	-	-	-
186		Statement of Activities Net Result	-	-	-	-

	A	B	C	D	E	F	
1							
2	O_13271: Theatre & Dance						
3	Board of Trustees Report						
4	O_13271: Theatre & Dance						
5			FY18		FY19		
6	Fund Class - Source	Summary Level Natural Accounts	Budget	Actual through March	Budget	Variance FY18 Budget to FY19 Budget	
7	FC_105 Unrestricted Operating Class	A_B4000 Tuition & Educational Fees	(82,000)	-	-	82,000	
8		A_B4100 Sales of Goods & Services	-	-	-	-	
9		A_B4300 Grants & Contracts	-	-	-	-	
10		A_43501 Federal Appropriations	-	-	-	-	
11		A_B4400 Other Operating Revenue	-	-	-	-	
12		A_B5000 Non Operating Revenues	-	-	-	-	
13		A_B5100 Appropriations	-	-	-	-	
14		A_B5300 Gifts	(1,800)	-	-	1,800	
15		A_B5500 Investment Income	-	-	-	-	
16		A_B5600 Other Non Operating Revenues	(44,000)	(4,138)	(5,000)	39,000	
17		Total_Revenue Revenue	(127,800)	(4,138)	(5,000)	122,800	
18		A_B6000 Salaries, Wages & Benefits	1,703,990	1,196,067	1,726,953	22,964	
19		A_B6200 Services & Fees	41,000	6,980	-	(41,000)	
20		A_B6300 Travel	12,500	17,547	36,000	23,500	
21		A_B6400 Supplies	87,950	23,556	18,000	(69,950)	
22		A_B6450 Utilities	-	-	-	-	
23		A_B6500 Repairs & Maintenance	500	15,434	-	(500)	
24		A_B6550 Rentals & Leases	-	32	-	-	
25		A_B6575 Interest Expense	-	-	-	-	
26		A_B6600 Claims & Judgements	-	-	-	-	
27		A_B6650 Other Expense	23,600	16,002	7,900	(15,700)	
28		A_B6700 Subcontracts	-	-	-	-	
29		A_B6900 Depreciation & Amortization	-	-	-	-	
30		A_B7000 Capital Expense	-	-	-	-	
31		A_B7200 Discontinued Operations	-	-	-	-	
32		A_B7500 Other Non Operating Expenses	-	-	-	-	
33		A_B7600 Internal Allocations & Sales	(319,965)	(18,938)	(40,700)	279,265	
34		A_B7700 Funding Tranfers	5,000	-	-	(5,000)	
35		Total_Expenses Expenses	1,554,574	1,256,681	1,748,153	193,579	
36		Statement of Activities Net Result	1,426,774	1,252,542	1,743,153	316,379	
37		FC_B20 Designated Op	A_B4000 Tuition & Educational Fees	(25,000)	(15,225)	-	25,000
38			A_B4100 Sales of Goods & Services	-	-	-	-
39			A_B4300 Grants & Contracts	-	-	-	-
40			A_43501 Federal Appropriations	-	-	-	-
41			A_B4400 Other Operating Revenue	-	-	-	-
42			A_B5000 Non Operating Revenues	-	-	-	-
43	A_B5100 Appropriations		-	-	-	-	
44	A_B5300 Gifts		-	-	-	-	
45	A_B5500 Investment Income		-	-	-	-	
46	A_B5600 Other Non Operating Revenues		-	-	-	-	
47	Total_Revenue Revenue		(25,000)	(15,225)	-	25,000	
48	A_B6000 Salaries, Wages & Benefits		8,385	13,301	-	(8,385)	
49	A_B6200 Services & Fees		-	-	-	-	
50	A_B6300 Travel		-	-	-	-	
51	A_B6400 Supplies		2,975	1,619	2,500	(475)	
52	A_B6450 Utilities		-	-	-	-	
53	A_B6500 Repairs & Maintenance		-	1,434	-	-	
54	A_B6550 Rentals & Leases		-	-	-	-	
55	A_B6575 Interest Expense		-	-	-	-	
56	A_B6600 Claims & Judgements		-	-	-	-	
57	A_B6650 Other Expense		-	-	-	-	
58	A_B6700 Subcontracts		-	-	-	-	
59	A_B6900 Depreciation & Amortization		-	-	-	-	
60	A_B7000 Capital Expense		-	-	-	-	
61	A_B7200 Discontinued Operations		-	-	-	-	
62	A_B7500 Other Non Operating Expenses		-	-	-	-	
63	A_B7600 Internal Allocations & Sales		(76,000)	-	(2,500)	73,500	
64	A_B7700 Funding Tranfers		89,640	-	-	(89,640)	
65	Total_Expenses Expenses		25,000	16,354	-	(25,000)	
66	Statement of Activities Net Result		-	1,129	-	-	


	A	B	C	D	E	F
1						
2	O_13271: Theatre & Dance					
3	Board of Trustees Report					
4	O_13271: Theatre & Dance					
5				FY18	FY19	
6	Fund Class - Source	Summary Level Natural Accounts	Budget	Actual through March	Budget	Variance FY18 Budget to FY19 Budget
67		A_B4000 Tuition & Educational Fees	-	9,853	11,669	11,669
68		A_B4100 Sales of Goods & Services	-	-	-	-
69		A_B4300 Grants & Contracts	-	-	-	-
70		A_43501 Federal Appropriations	-	-	-	-
71		A_B4400 Other Operating Revenue	-	-	-	-
72		A_B5000 Non Operating Revenues	-	-	-	-
73		A_B5100 Appropriations	-	-	-	-
74		A_B5300 Gifts	-	(30,643)	(165,005)	(165,005)
75		A_B5500 Investment Income	-	-	-	-
76		A_B5600 Other Non Operating Revenues	-	-	-	-
77		Total_Revenue Revenue	-	(20,789)	(153,336)	(153,336)
78		A_B6000 Salaries, Wages & Benefits	-	9,235	9,870	9,870
79		A_B6200 Services & Fees	-	68,458	74,775	74,775
80		A_B6300 Travel	-	4,367	39,805	39,805
81	FC_B30 Restr	A_B6400 Supplies	-	8,979	10,300	10,300
82	Expendable Op	A_B6450 Utilities	-	-	-	-
83		A_B6500 Repairs & Maintenance	-	689	11,200	11,200
84		A_B6550 Rentals & Leases	-	6,500	-	-
85		A_B6575 Interest Expense	-	-	-	-
86		A_B6600 Claims & Judgements	-	-	-	-
87		A_B6650 Other Expense	-	8,659	4,550	4,550
88		A_B6700 Subcontracts	-	-	-	-
89		A_B6900 Depreciation & Amortization	-	-	-	-
90		A_B7000 Capital Expense	-	-	-	-
91		A_B7200 Discontinued Operations	-	-	-	-
92		A_B7500 Other Non Operating Expenses	-	-	-	-
93		A_B7600 Internal Allocations & Sales	-	(20,851)	4,800	4,800
94		A_B7700 Funding Tranfers	-	-	(1,964)	(1,964)
95		Total_Expenses Expenses	-	86,036	153,336	153,336
96		Statement of Activities Net Result	-	65,247	-	-
97		A_B4000 Tuition & Educational Fees	-	-	-	-
98		A_B4100 Sales of Goods & Services	-	-	-	-
99		A_B4300 Grants & Contracts	-	-	-	-
100		A_43501 Federal Appropriations	-	-	-	-
101		A_B4400 Other Operating Revenue	-	-	-	-
102		A_B5000 Non Operating Revenues	-	-	-	-
103		A_B5100 Appropriations	-	-	-	-
104		A_B5300 Gifts	-	-	-	-
105		A_B5500 Investment Income	-	-	-	-
106		A_B5600 Other Non Operating Revenues	-	-	-	-
107		Total_Revenue Revenue	-	-	-	-
108		A_B6000 Salaries, Wages & Benefits	-	-	-	-
109		A_B6200 Services & Fees	-	-	-	-
110		A_B6300 Travel	-	-	-	-
111	FC_B35 Restr	A_B6400 Supplies	-	-	-	-
112	Expendable Non Op	A_B6450 Utilities	-	-	-	-
113		A_B6500 Repairs & Maintenance	-	-	-	-
114		A_B6550 Rentals & Leases	-	-	-	-
115		A_B6575 Interest Expense	-	-	-	-
116		A_B6600 Claims & Judgements	-	-	-	-
117		A_B6650 Other Expense	-	-	-	-
118		A_B6700 Subcontracts	-	-	-	-
119		A_B6900 Depreciation & Amortization	-	-	-	-
120		A_B7000 Capital Expense	-	-	-	-
121		A_B7200 Discontinued Operations	-	-	-	-
122		A_B7500 Other Non Operating Expenses	-	-	-	-
123		A_B7600 Internal Allocations & Sales	-	-	-	-
124		A_B7700 Funding Tranfers	-	-	-	-
125		Total_Expenses Expenses	-	-	-	-
126		Statement of Activities Net Result	-	-	-	-


	A	B	C	D	E	F
1						
2	O_13271: Theatre & Dance					
3	Board of Trustees Report					
4	O_13271: Theatre & Dance					
5			FY18		FY19	
6	Fund Class - Source	Summary Level Natural Accounts	Budget	Actual through March	Budget	Variance FY18 Budget to FY19 Budget
127		A_B4000 Tuition & Educational Fees	-	-	506	506
128		A_B4100 Sales of Goods & Services	-	-	-	-
129		A_B4300 Grants & Contracts	-	-	(25,308)	(25,308)
130		A_43501 Federal Appropriations	-	-	-	-
131		A_B4400 Other Operating Revenue	-	-	-	-
132		A_B5000 Non Operating Revenues	-	-	-	-
133		A_B5100 Appropriations	-	-	-	-
134		A_B5300 Gifts	-	-	-	-
135		A_B5500 Investment Income	-	-	-	-
136		A_B5600 Other Non Operating Revenues	-	-	3,796	3,796
137		Total_Revenue Revenue	-	-	(21,006)	(21,006)
138		A_B6000 Salaries, Wages & Benefits	-	-	6,997	6,997
139		A_B6200 Services & Fees	-	-	1,772	1,772
140		A_B6300 Travel	-	-	1,012	1,012
141	FC_B40 Restr	A_B6400 Supplies	-	-	2,531	2,531
142	Grants	A_B6450 Utilities	-	-	-	-
143		A_B6500 Repairs & Maintenance	-	-	-	-
144		A_B6550 Rentals & Leases	-	-	1,772	1,772
145		A_B6575 Interest Expense	-	-	-	-
146		A_B6600 Claims & Judgements	-	-	-	-
147		A_B6650 Other Expense	-	-	-	-
148		A_B6700 Subcontracts	-	-	-	-
149		A_B6900 Depreciation & Amortization	-	-	-	-
150		A_B7000 Capital Expense	-	-	-	-
151		A_B7200 Discontinued Operations	-	-	-	-
152		A_B7500 Other Non Operating Expenses	-	-	-	-
153		A_B7600 Internal Allocations & Sales	-	-	-	-
154		A_B7700 Funding Tranfers	-	-	-	-
155		Total_Expenses Expenses	-	-	14,084	14,084
156		Statement of Activities Net Result	-	-	(6,922)	(6,922)
157		A_B4000 Tuition & Educational Fees	-	-	-	-
158		A_B4100 Sales of Goods & Services	-	-	-	-
159		A_B4300 Grants & Contracts	-	-	-	-
160		A_43501 Federal Appropriations	-	-	-	-
161		A_B4400 Other Operating Revenue	-	-	-	-
162		A_B5000 Non Operating Revenues	-	-	-	-
163		A_B5100 Appropriations	-	-	-	-
164		A_B5300 Gifts	-	-	-	-
165		A_B5500 Investment Income	-	-	-	-
166		A_B5600 Other Non Operating Revenues	-	-	-	-
167		Total_Revenue Revenue	-	-	-	-
168		A_B6000 Salaries, Wages & Benefits	-	-	-	-
169		A_B6200 Services & Fees	-	-	-	-
170		A_B6300 Travel	-	-	-	-
171	FC_B45 Restr	A_B6400 Supplies	-	-	-	-
172	Govt Funds	A_B6450 Utilities	-	-	-	-
173		A_B6500 Repairs & Maintenance	-	-	-	-
174		A_B6550 Rentals & Leases	-	-	-	-
175		A_B6575 Interest Expense	-	-	-	-
176		A_B6600 Claims & Judgements	-	-	-	-
177		A_B6650 Other Expense	-	-	-	-
178		A_B6700 Subcontracts	-	-	-	-
179		A_B6900 Depreciation & Amortization	-	-	-	-
180		A_B7000 Capital Expense	-	-	-	-
181		A_B7200 Discontinued Operations	-	-	-	-
182		A_B7500 Other Non Operating Expenses	-	-	-	-
183		A_B7600 Internal Allocations & Sales	-	-	-	-
184		A_B7700 Funding Tranfers	-	-	-	-
185		Total_Expenses Expenses	-	-	-	-
186		Statement of Activities Net Result	-	-	-	-


	A	B	C	D	E	F	
1							
2	O_13281: Culture Gender & Social Justice						
3	Board of Trustees Report						
4	O_13281: Culture Gender & Social Justice						
5			FY18		FY19		
6	Fund Class - Source	Summary Level Natural Accounts	Budget	Actual through March	Budget	Variance FY18 Budget to FY19 Budget	
7	FC_105 Unrestricted Operating Class	A_B4000 Tuition & Educational Fees	(121,777)	3,500	-	121,777	
8		A_B4100 Sales of Goods & Services	-	-	-	-	
9		A_B4300 Grants & Contracts	-	-	-	-	
10		A_43501 Federal Appropriations	-	-	-	-	
11		A_B4400 Other Operating Revenue	-	-	-	-	
12		A_B5000 Non Operating Revenues	-	-	-	-	
13		A_B5100 Appropriations	-	-	-	-	
14		A_B5300 Gifts	-	-	-	-	
15		A_B5500 Investment Income	-	-	-	-	
16		A_B5600 Other Non Operating Revenues	-	-	-	-	
17			Total_Revenue Revenue	(121,777)	3,500	-	121,777
18			A_B6000 Salaries, Wages & Benefits	1,084,876	867,594	1,262,350	177,474
19			A_B6200 Services & Fees	52,750	6,317	13,000	(39,750)
20			A_B6300 Travel	30,000	19,612	31,500	1,500
21			A_B6400 Supplies	28,200	1,909	9,000	(19,200)
22			A_B6450 Utilities	-	34	-	-
23			A_B6500 Repairs & Maintenance	5,000	-	-	(5,000)
24			A_B6550 Rentals & Leases	2,825	50	1,500	(1,325)
25			A_B6575 Interest Expense	-	-	-	-
26			A_B6600 Claims & Judgements	-	-	-	-
27			A_B6650 Other Expense	23,650	2,981	21,800	(1,850)
28			A_B6700 Subcontracts	-	-	-	-
29			A_B6900 Depreciation & Amortization	-	-	-	-
30			A_B7000 Capital Expense	-	-	-	-
31			A_B7200 Discontinued Operations	-	-	-	-
32			A_B7500 Other Non Operating Expenses	-	-	-	-
33			A_B7600 Internal Allocations & Sales	(129,000)	15,671	(83,500)	45,500
34			A_B7700 Funding Tranfers	-	-	-	-
35			Total_Expenses Expenses	1,098,301	914,166	1,255,650	157,349
36			Statement of Activities Net Result	976,524	917,666	1,255,650	279,126
37		FC_B20 Designated Op	A_B4000 Tuition & Educational Fees	-	-	-	-
38			A_B4100 Sales of Goods & Services	-	(230)	-	-
39			A_B4300 Grants & Contracts	-	-	-	-
40			A_43501 Federal Appropriations	-	-	-	-
41			A_B4400 Other Operating Revenue	-	-	-	-
42			A_B5000 Non Operating Revenues	-	-	-	-
43	A_B5100 Appropriations		-	-	-	-	
44	A_B5300 Gifts		-	-	-	-	
45	A_B5500 Investment Income		-	-	-	-	
46	A_B5600 Other Non Operating Revenues		-	-	-	-	
47			Total_Revenue Revenue	-	(230)	-	-
48			A_B6000 Salaries, Wages & Benefits	-	-	-	-
49			A_B6200 Services & Fees	-	-	-	-
50			A_B6300 Travel	-	-	4,500	4,500
51			A_B6400 Supplies	-	-	3,000	3,000
52			A_B6450 Utilities	-	-	-	-
53			A_B6500 Repairs & Maintenance	-	-	-	-
54			A_B6550 Rentals & Leases	-	-	-	-
55			A_B6575 Interest Expense	-	-	-	-
56			A_B6600 Claims & Judgements	-	-	-	-
57			A_B6650 Other Expense	-	-	-	-
58			A_B6700 Subcontracts	-	-	-	-
59			A_B6900 Depreciation & Amortization	-	-	-	-
60			A_B7000 Capital Expense	-	-	-	-
61			A_B7200 Discontinued Operations	-	-	-	-
62			A_B7500 Other Non Operating Expenses	-	-	-	-
63			A_B7600 Internal Allocations & Sales	-	-	(7,500)	(7,500)
64			A_B7700 Funding Tranfers	-	-	-	-
65			Total_Expenses Expenses	-	-	-	-
66			Statement of Activities Net Result	-	(230)	-	-


	A	B	C	D	E	F
1						
2	O_13281: Culture Gender & Social Justice					
3	Board of Trustees Report					
4	O_13281: Culture Gender & Social Justice					
5				FY18	FY19	
6	Fund Class - Source	Summary Level Natural Accounts	Budget	Actual through March	Budget	Variance FY18 Budget to FY19 Budget
67		A_B4000 Tuition & Educational Fees	-	3,292	9,459	9,459
68		A_B4100 Sales of Goods & Services	-	-	-	-
69		A_B4300 Grants & Contracts	-	-	-	-
70		A_43501 Federal Appropriations	-	-	-	-
71		A_B4400 Other Operating Revenue	-	-	-	-
72		A_B5000 Non Operating Revenues	-	-	-	-
73		A_B5100 Appropriations	-	-	-	-
74		A_B5300 Gifts	-	(19,131)	(33,679)	(33,679)
75		A_B5500 Investment Income	-	-	-	-
76		A_B5600 Other Non Operating Revenues	-	-	-	-
77		Total_Revenue Revenue	-	(15,839)	(24,220)	(24,220)
78		A_B6000 Salaries, Wages & Benefits	-	15,164	-	-
79		A_B6200 Services & Fees	-	1,691	2,768	2,768
80		A_B6300 Travel	-	1,562	8,957	8,957
81	FC_B30 Restr	A_B6400 Supplies	-	1,812	5	5
82	Expendable Op	A_B6450 Utilities	-	-	-	-
83		A_B6500 Repairs & Maintenance	-	-	-	-
84		A_B6550 Rentals & Leases	-	-	-	-
85		A_B6575 Interest Expense	-	-	-	-
86		A_B6600 Claims & Judgements	-	-	-	-
87		A_B6650 Other Expense	-	594	12,490	12,490
88		A_B6700 Subcontracts	-	-	-	-
89		A_B6900 Depreciation & Amortization	-	-	-	-
90		A_B7000 Capital Expense	-	-	-	-
91		A_B7200 Discontinued Operations	-	-	-	-
92		A_B7500 Other Non Operating Expenses	-	-	-	-
93		A_B7600 Internal Allocations & Sales	-	10,254	-	-
94		A_B7700 Funding Tranfers	-	-	-	-
95		Total_Expenses Expenses	-	31,078	24,220	24,220
96		Statement of Activities Net Result	-	15,239	-	-
97		A_B4000 Tuition & Educational Fees	-	-	-	-
98		A_B4100 Sales of Goods & Services	-	-	-	-
99		A_B4300 Grants & Contracts	-	-	-	-
100		A_43501 Federal Appropriations	-	-	-	-
101		A_B4400 Other Operating Revenue	-	-	-	-
102		A_B5000 Non Operating Revenues	-	-	-	-
103		A_B5100 Appropriations	-	-	-	-
104		A_B5300 Gifts	-	-	-	-
105		A_B5500 Investment Income	-	-	-	-
106		A_B5600 Other Non Operating Revenues	-	-	-	-
107		Total_Revenue Revenue	-	-	-	-
108		A_B6000 Salaries, Wages & Benefits	-	-	-	-
109		A_B6200 Services & Fees	-	-	-	-
110		A_B6300 Travel	-	-	-	-
111	FC_B35 Restr	A_B6400 Supplies	-	-	-	-
112	Expendable Non Op	A_B6450 Utilities	-	-	-	-
113		A_B6500 Repairs & Maintenance	-	-	-	-
114		A_B6550 Rentals & Leases	-	-	-	-
115		A_B6575 Interest Expense	-	-	-	-
116		A_B6600 Claims & Judgements	-	-	-	-
117		A_B6650 Other Expense	-	-	-	-
118		A_B6700 Subcontracts	-	-	-	-
119		A_B6900 Depreciation & Amortization	-	-	-	-
120		A_B7000 Capital Expense	-	-	-	-
121		A_B7200 Discontinued Operations	-	-	-	-
122		A_B7500 Other Non Operating Expenses	-	-	-	-
123		A_B7600 Internal Allocations & Sales	-	-	-	-
124		A_B7700 Funding Tranfers	-	-	-	-
125		Total_Expenses Expenses	-	-	-	-
126		Statement of Activities Net Result	-	-	-	-


	A	B	C	D	E	F
1						
2	O_13281: Culture Gender & Social Justice					
3	Board of Trustees Report					
4	O_13281: Culture Gender & Social Justice					
5			FY18		FY19	
6	Fund Class - Source	Summary Level Natural Accounts	Budget	Actual through March	Budget	Variance FY18 Budget to FY19 Budget
127		A_B4000 Tuition & Educational Fees	-	-	-	-
128		A_B4100 Sales of Goods & Services	-	-	-	-
129		A_B4300 Grants & Contracts	-	(9,000)	-	-
130		A_43501 Federal Appropriations	-	-	-	-
131		A_B4400 Other Operating Revenue	-	-	-	-
132		A_B5000 Non Operating Revenues	-	-	-	-
133		A_B5100 Appropriations	-	-	-	-
134		A_B5300 Gifts	-	-	-	-
135		A_B5500 Investment Income	-	-	-	-
136		A_B5600 Other Non Operating Revenues	-	-	-	-
137		Total_Revenue Revenue	-	(9,000)	-	-
138		A_B6000 Salaries, Wages & Benefits	-	-	-	-
139		A_B6200 Services & Fees	-	-	-	-
140		A_B6300 Travel	-	-	-	-
141	FC_B40 Restr	A_B6400 Supplies	-	-	-	-
142	Grants	A_B6450 Utilities	-	-	-	-
143		A_B6500 Repairs & Maintenance	-	-	-	-
144		A_B6550 Rentals & Leases	-	-	-	-
145		A_B6575 Interest Expense	-	-	-	-
146		A_B6600 Claims & Judgements	-	-	-	-
147		A_B6650 Other Expense	-	-	-	-
148		A_B6700 Subcontracts	-	-	-	-
149		A_B6900 Depreciation & Amortization	-	-	-	-
150		A_B7000 Capital Expense	-	-	-	-
151		A_B7200 Discontinued Operations	-	-	-	-
152		A_B7500 Other Non Operating Expenses	-	-	-	-
153		A_B7600 Internal Allocations & Sales	-	-	-	-
154		A_B7700 Funding Tranfers	-	-	-	-
155		Total_Expenses Expenses	-	-	-	-
156		Statement of Activities Net Result	-	(9,000)	-	-
157		A_B4000 Tuition & Educational Fees	-	-	-	-
158		A_B4100 Sales of Goods & Services	-	-	-	-
159		A_B4300 Grants & Contracts	-	-	-	-
160		A_43501 Federal Appropriations	-	-	-	-
161		A_B4400 Other Operating Revenue	-	-	-	-
162		A_B5000 Non Operating Revenues	-	-	-	-
163		A_B5100 Appropriations	-	-	-	-
164		A_B5300 Gifts	-	-	-	-
165		A_B5500 Investment Income	-	-	-	-
166		A_B5600 Other Non Operating Revenues	-	-	-	-
167		Total_Revenue Revenue	-	-	-	-
168		A_B6000 Salaries, Wages & Benefits	-	-	-	-
169		A_B6200 Services & Fees	-	-	-	-
170		A_B6300 Travel	-	-	-	-
171	FC_B45 Restr	A_B6400 Supplies	-	-	-	-
172	Govt Funds	A_B6450 Utilities	-	-	-	-
173		A_B6500 Repairs & Maintenance	-	-	-	-
174		A_B6550 Rentals & Leases	-	-	-	-
175		A_B6575 Interest Expense	-	-	-	-
176		A_B6600 Claims & Judgements	-	-	-	-
177		A_B6650 Other Expense	-	-	-	-
178		A_B6700 Subcontracts	-	-	-	-
179		A_B6900 Depreciation & Amortization	-	-	-	-
180		A_B7000 Capital Expense	-	-	-	-
181		A_B7200 Discontinued Operations	-	-	-	-
182		A_B7500 Other Non Operating Expenses	-	-	-	-
183		A_B7600 Internal Allocations & Sales	-	-	-	-
184		A_B7700 Funding Tranfers	-	-	-	-
185		Total_Expenses Expenses	-	-	-	-
186		Statement of Activities Net Result	-	-	-	-


	A	B	C	D	E	F	
1							
2	O_13301: Life Science Program						
3	Board of Trustees Report						
4	O_13301: Life Science Program						
5			FY18		FY19		
6	Fund Class - Source	Summary Level Natural Accounts	Budget	Actual through March	Budget	Variance FY18 Budget to FY19 Budget	
7	FC_105 Unrestricted Operating Class	A_B4000 Tuition & Educational Fees	(3,540)	-	-	3,540	
8		A_B4100 Sales of Goods & Services	-	-	-	-	
9		A_B4300 Grants & Contracts	-	-	-	-	
10		A_43501 Federal Appropriations	-	-	-	-	
11		A_B4400 Other Operating Revenue	(6,300)	-	-	6,300	
12		A_B5000 Non Operating Revenues	-	-	-	-	
13		A_B5100 Appropriations	-	-	-	-	
14		A_B5300 Gifts	-	-	-	-	
15		A_B5500 Investment Income	-	-	-	-	
16		A_B5600 Other Non Operating Revenues	-	-	-	-	
17			Total_Revenue Revenue	(9,840)	-	-	9,840
18			A_B6000 Salaries, Wages & Benefits	1,842,431	194,691	323,464	(1,518,967)
19			A_B6200 Services & Fees	12,475	276	1,000	(11,475)
20			A_B6300 Travel	22,975	1,842	3,000	(19,975)
21			A_B6400 Supplies	107,560	7,830	250	(107,310)
22			A_B6450 Utilities	-	-	-	-
23			A_B6500 Repairs & Maintenance	4,000	-	-	(4,000)
24			A_B6550 Rentals & Leases	-	-	-	-
25			A_B6575 Interest Expense	-	-	-	-
26			A_B6600 Claims & Judgements	-	-	-	-
27			A_B6650 Other Expense	(250)	1,023	-	250
28			A_B6700 Subcontracts	-	-	-	-
29			A_B6900 Depreciation & Amortization	-	-	-	-
30			A_B7000 Capital Expense	-	-	-	-
31			A_B7200 Discontinued Operations	-	-	-	-
32			A_B7500 Other Non Operating Expenses	-	-	-	-
33			A_B7600 Internal Allocations & Sales	(145,778)	5,313	5,560	151,338
34			A_B7700 Funding Tranfers	10,175	-	-	(10,175)
35			Total_Expenses Expenses	1,853,588	210,975	333,274	(1,520,314)
36			Statement of Activities Net Result	1,843,748	210,975	333,274	(1,510,474)
37		FC_B20 Designated Op	A_B4000 Tuition & Educational Fees	-	-	-	-
38			A_B4100 Sales of Goods & Services	-	-	-	-
39			A_B4300 Grants & Contracts	-	-	-	-
40			A_43501 Federal Appropriations	-	-	-	-
41			A_B4400 Other Operating Revenue	-	-	-	-
42			A_B5000 Non Operating Revenues	-	-	-	-
43	A_B5100 Appropriations		-	-	-	-	
44	A_B5300 Gifts		-	-	-	-	
45	A_B5500 Investment Income		-	-	-	-	
46	A_B5600 Other Non Operating Revenues		-	-	-	-	
47			Total_Revenue Revenue	-	-	-	-
48			A_B6000 Salaries, Wages & Benefits	-	-	-	-
49			A_B6200 Services & Fees	-	-	-	-
50			A_B6300 Travel	-	-	-	-
51			A_B6400 Supplies	-	-	-	-
52			A_B6450 Utilities	-	-	-	-
53			A_B6500 Repairs & Maintenance	-	-	-	-
54			A_B6550 Rentals & Leases	-	-	-	-
55			A_B6575 Interest Expense	-	-	-	-
56			A_B6600 Claims & Judgements	-	-	-	-
57			A_B6650 Other Expense	-	-	-	-
58			A_B6700 Subcontracts	-	-	-	-
59			A_B6900 Depreciation & Amortization	-	-	-	-
60			A_B7000 Capital Expense	-	-	-	-
61			A_B7200 Discontinued Operations	-	-	-	-
62			A_B7500 Other Non Operating Expenses	-	-	-	-
63			A_B7600 Internal Allocations & Sales	-	1,155	-	-
64			A_B7700 Funding Tranfers	-	-	-	-
65			Total_Expenses Expenses	-	1,155	-	-
66			Statement of Activities Net Result	-	1,155	-	-


	A	B	C	D	E	F
1						
2	O_13301: Life Science Program					
3	Board of Trustees Report					
4	O_13301: Life Science Program					
5			FY18		FY19	
6	Fund Class - Source	Summary Level Natural Accounts	Budget	Actual through March	Budget	Variance FY18 Budget to FY19 Budget
67		A_B4000 Tuition & Educational Fees	-	-	-	-
68		A_B4100 Sales of Goods & Services	-	-	-	-
69		A_B4300 Grants & Contracts	-	-	-	-
70		A_43501 Federal Appropriations	-	-	-	-
71		A_B4400 Other Operating Revenue	-	-	-	-
72		A_B5000 Non Operating Revenues	-	-	-	-
73		A_B5100 Appropriations	-	-	-	-
74		A_B5300 Gifts	-	-	(7,263)	(7,263)
75		A_B5500 Investment Income	-	-	-	-
76		A_B5600 Other Non Operating Revenues	-	-	-	-
77		Total Revenue Revenue	-	-	(7,263)	(7,263)
78		A_B6000 Salaries, Wages & Benefits	-	-	2,598	2,598
79		A_B6200 Services & Fees	-	-	-	-
80		A_B6300 Travel	-	-	4,665	4,665
81	FC_B30 Restr Expendable Op	A_B6400 Supplies	-	-	-	-
82		A_B6450 Utilities	-	-	-	-
83		A_B6500 Repairs & Maintenance	-	-	-	-
84		A_B6550 Rentals & Leases	-	-	-	-
85		A_B6575 Interest Expense	-	-	-	-
86		A_B6600 Claims & Judgements	-	-	-	-
87		A_B6650 Other Expense	-	-	-	-
88		A_B6700 Subcontracts	-	-	-	-
89		A_B6900 Depreciation & Amortization	-	-	-	-
90		A_B7000 Capital Expense	-	-	-	-
91		A_B7200 Discontinued Operations	-	-	-	-
92		A_B7500 Other Non Operating Expenses	-	-	-	-
93		A_B7600 Internal Allocations & Sales	-	-	-	-
94		A_B7700 Funding Tranfers	-	-	-	-
95			Total Expenses Expenses	-	-	7,263
96		Statement of Activities Net Result	-	-	-	-
97		A_B4000 Tuition & Educational Fees	-	-	-	-
98		A_B4100 Sales of Goods & Services	-	-	-	-
99		A_B4300 Grants & Contracts	-	-	-	-
100		A_43501 Federal Appropriations	-	-	-	-
101		A_B4400 Other Operating Revenue	-	-	-	-
102		A_B5000 Non Operating Revenues	-	-	-	-
103		A_B5100 Appropriations	-	-	-	-
104		A_B5300 Gifts	-	-	-	-
105		A_B5500 Investment Income	-	-	-	-
106		A_B5600 Other Non Operating Revenues	-	-	-	-
107		Total Revenue Revenue	-	-	-	-
108		A_B6000 Salaries, Wages & Benefits	-	-	-	-
109		A_B6200 Services & Fees	-	-	-	-
110		A_B6300 Travel	-	-	-	-
111	FC_B35 Restr Expendable Non Op	A_B6400 Supplies	-	-	-	-
112		A_B6450 Utilities	-	-	-	-
113		A_B6500 Repairs & Maintenance	-	-	-	-
114		A_B6550 Rentals & Leases	-	-	-	-
115		A_B6575 Interest Expense	-	-	-	-
116		A_B6600 Claims & Judgements	-	-	-	-
117		A_B6650 Other Expense	-	-	-	-
118		A_B6700 Subcontracts	-	-	-	-
119		A_B6900 Depreciation & Amortization	-	-	-	-
120		A_B7000 Capital Expense	-	-	-	-
121		A_B7200 Discontinued Operations	-	-	-	-
122		A_B7500 Other Non Operating Expenses	-	-	-	-
123		A_B7600 Internal Allocations & Sales	-	-	-	-
124		A_B7700 Funding Tranfers	-	-	-	-
125			Total Expenses Expenses	-	-	-
126		Statement of Activities Net Result	-	-	-	-

	A	B	C	D	E	F
1						
2	O_13301: Life Science Program					
3	Board of Trustees Report					
4	O_13301: Life Science Program					
5			FY18		FY19	
6	Fund Class - Source	Summary Level Natural Accounts	Budget	Actual through March	Budget	Variance FY18 Budget to FY19 Budget
127		A_B4000 Tuition & Educational Fees	-	-	-	-
128		A_B4100 Sales of Goods & Services	-	-	-	-
129		A_B4300 Grants & Contracts	-	-	-	-
130		A_43501 Federal Appropriations	-	-	-	-
131		A_B4400 Other Operating Revenue	-	-	-	-
132		A_B5000 Non Operating Revenues	-	-	-	-
133		A_B5100 Appropriations	-	-	-	-
134		A_B5300 Gifts	-	-	-	-
135		A_B5500 Investment Income	-	-	-	-
136		A_B5600 Other Non Operating Revenues	-	-	-	-
137		Total_Revenue Revenue	-	-	-	-
138		A_B6000 Salaries, Wages & Benefits	-	-	-	-
139		A_B6200 Services & Fees	-	-	-	-
140		A_B6300 Travel	-	-	-	-
141	FC_B40 Restr	A_B6400 Supplies	-	-	-	-
142	Grants	A_B6450 Utilities	-	-	-	-
143		A_B6500 Repairs & Maintenance	-	-	-	-
144		A_B6550 Rentals & Leases	-	-	-	-
145		A_B6575 Interest Expense	-	-	-	-
146		A_B6600 Claims & Judgements	-	-	-	-
147		A_B6650 Other Expense	-	-	-	-
148		A_B6700 Subcontracts	-	-	-	-
149		A_B6900 Depreciation & Amortization	-	-	-	-
150		A_B7000 Capital Expense	-	-	-	-
151		A_B7200 Discontinued Operations	-	-	-	-
152		A_B7500 Other Non Operating Expenses	-	-	-	-
153		A_B7600 Internal Allocations & Sales	-	-	-	-
154		A_B7700 Funding Tranfers	-	-	-	-
155		Total_Expenses Expenses	-	-	-	-
156		Statement of Activities Net Result	-	-	-	-
157		A_B4000 Tuition & Educational Fees	-	-	-	-
158		A_B4100 Sales of Goods & Services	-	-	-	-
159		A_B4300 Grants & Contracts	-	-	-	-
160		A_43501 Federal Appropriations	-	-	-	-
161		A_B4400 Other Operating Revenue	-	-	-	-
162		A_B5000 Non Operating Revenues	-	-	-	-
163		A_B5100 Appropriations	-	-	-	-
164		A_B5300 Gifts	-	-	-	-
165		A_B5500 Investment Income	-	-	-	-
166		A_B5600 Other Non Operating Revenues	-	-	-	-
167		Total_Revenue Revenue	-	-	-	-
168		A_B6000 Salaries, Wages & Benefits	-	-	-	-
169		A_B6200 Services & Fees	-	-	-	-
170		A_B6300 Travel	-	-	-	-
171	FC_B45 Restr	A_B6400 Supplies	-	-	-	-
172	Govt Funds	A_B6450 Utilities	-	-	-	-
173		A_B6500 Repairs & Maintenance	-	-	-	-
174		A_B6550 Rentals & Leases	-	-	-	-
175		A_B6575 Interest Expense	-	-	-	-
176		A_B6600 Claims & Judgements	-	-	-	-
177		A_B6650 Other Expense	-	-	-	-
178		A_B6700 Subcontracts	-	-	-	-
179		A_B6900 Depreciation & Amortization	-	-	-	-
180		A_B7000 Capital Expense	-	-	-	-
181		A_B7200 Discontinued Operations	-	-	-	-
182		A_B7500 Other Non Operating Expenses	-	-	-	-
183		A_B7600 Internal Allocations & Sales	-	-	-	-
184		A_B7700 Funding Tranfers	-	-	-	-
185		Total_Expenses Expenses	-	-	-	-
186		Statement of Activities Net Result	-	-	-	-


	A	B	C	D	E	F	
1							
2	O_13101: Anthropology						
3	Board of Trustees Report						
4	O_13101: Anthropology						
5			FY18		FY19		
6	Fund Class - Source	Summary Level Natural Accounts	Budget	Actual through March	Budget	Variance FY18 Budget to FY19 Budget	
7	FC_105 Unrestricted Operating Class	A_B4000 Tuition & Educational Fees	(34,143)	-	-	34,143	
8		A_B4100 Sales of Goods & Services	-	-	-	-	
9		A_B4300 Grants & Contracts	-	-	-	-	
10		A_43501 Federal Appropriations	-	-	-	-	
11		A_B4400 Other Operating Revenue	(38,901)	-	-	38,901	
12		A_B5000 Non Operating Revenues	-	-	-	-	
13		A_B5100 Appropriations	-	-	-	-	
14		A_B5300 Gifts	-	-	-	-	
15		A_B5500 Investment Income	-	-	-	-	
16		A_B5600 Other Non Operating Revenues	-	-	-	-	
17			Total_Revenue Revenue	(73,044)	-	-	73,044
18			A_B6000 Salaries, Wages & Benefits	1,590,400	1,093,842	1,543,018	(47,382)
19			A_B6200 Services & Fees	-	990	500	500
20			A_B6300 Travel	1,500	21,193	16,000	14,500
21			A_B6400 Supplies	2,100	8,640	9,750	7,650
22			A_B6450 Utilities	-	1,655	-	-
23			A_B6500 Repairs & Maintenance	-	-	-	-
24			A_B6550 Rentals & Leases	-	-	-	-
25			A_B6575 Interest Expense	-	-	-	-
26			A_B6600 Claims & Judgements	-	-	-	-
27			A_B6650 Other Expense	-	635	1,000	1,000
28			A_B6700 Subcontracts	-	-	-	-
29			A_B6900 Depreciation & Amortization	-	-	-	-
30			A_B7000 Capital Expense	-	-	-	-
31			A_B7200 Discontinued Operations	-	-	-	-
32			A_B7500 Other Non Operating Expenses	-	(4,786)	-	-
33			A_B7600 Internal Allocations & Sales	(60,000)	(1,350)	(8,077)	51,923
34			A_B7700 Funding Tranfers	(13,954)	-	-	13,954
35			Total_Expenses Expenses	1,520,046	1,120,819	1,562,191	42,145
36			Statement of Activities Net Result	1,447,002	1,120,819	1,562,191	115,189
37		FC_B20 Designated Op	A_B4000 Tuition & Educational Fees	(12,000)	1,044	(40,000)	(28,000)
38			A_B4100 Sales of Goods & Services	-	-	-	-
39			A_B4300 Grants & Contracts	-	-	(23,000)	(23,000)
40			A_43501 Federal Appropriations	-	-	-	-
41			A_B4400 Other Operating Revenue	(150)	(7,500)	-	150
42			A_B5000 Non Operating Revenues	-	-	-	-
43	A_B5100 Appropriations		-	-	-	-	
44	A_B5300 Gifts		-	-	-	-	
45	A_B5500 Investment Income		-	-	-	-	
46	A_B5600 Other Non Operating Revenues		-	-	-	-	
47			Total_Revenue Revenue	(12,150)	(6,456)	(63,000)	(50,850)
48			A_B6000 Salaries, Wages & Benefits	427	18,666	7,000	6,573
49			A_B6200 Services & Fees	6,338	6,797	30,000	23,662
50			A_B6300 Travel	15,622	13,715	14,000	(1,622)
51			A_B6400 Supplies	8,628	1,942	50,000	41,372
52			A_B6450 Utilities	22	675	-	(22)
53			A_B6500 Repairs & Maintenance	-	150	-	-
54			A_B6550 Rentals & Leases	661	-	-	(661)
55			A_B6575 Interest Expense	-	-	-	-
56			A_B6600 Claims & Judgements	-	-	-	-
57			A_B6650 Other Expense	-	-	-	-
58			A_B6700 Subcontracts	-	-	-	-
59			A_B6900 Depreciation & Amortization	-	-	-	-
60			A_B7000 Capital Expense	-	-	-	-
61			A_B7200 Discontinued Operations	-	-	-	-
62			A_B7500 Other Non Operating Expenses	-	-	-	-
63			A_B7600 Internal Allocations & Sales	-	4,394	-	-
64			A_B7700 Funding Tranfers	(19,547)	-	(38,000)	(18,453)
65			Total_Expenses Expenses	12,150	46,339	63,000	50,850
66			Statement of Activities Net Result	-	39,883	-	-


	A	B	C	D	E	F
1						
2	O_13101: Anthropology					
3	Board of Trustees Report					
4	O_13101: Anthropology					
5				FY18	FY19	
6	Fund Class - Source	Summary Level Natural Accounts	Budget	Actual through March	Budget	Variance FY18 Budget to FY19 Budget
67		A_B4000 Tuition & Educational Fees	-	1,244	14,491	14,491
68		A_B4100 Sales of Goods & Services	-	-	-	-
69		A_B4300 Grants & Contracts	-	-	-	-
70		A_43501 Federal Appropriations	-	-	-	-
71		A_B4400 Other Operating Revenue	-	-	-	-
72		A_B5000 Non Operating Revenues	-	-	-	-
73		A_B5100 Appropriations	-	-	-	-
74		A_B5300 Gifts	-	(34,924)	(76,699)	(76,699)
75		A_B5500 Investment Income	-	-	-	-
76		A_B5600 Other Non Operating Revenues	-	-	-	-
77		Total_Revenue Revenue	-	(33,680)	(62,208)	(62,208)
78		A_B6000 Salaries, Wages & Benefits	-	11,858	4,156	4,156
79		A_B6200 Services & Fees	-	8,312	33,676	33,676
80		A_B6300 Travel	-	15,143	31,038	31,038
81	FC_B30 Restr	A_B6400 Supplies	-	4,285	13,643	13,643
82	Expendable Op	A_B6450 Utilities	-	100	-	-
83		A_B6500 Repairs & Maintenance	-	-	-	-
84		A_B6550 Rentals & Leases	-	-	-	-
85		A_B6575 Interest Expense	-	-	-	-
86		A_B6600 Claims & Judgements	-	-	-	-
87		A_B6650 Other Expense	-	526	-	-
88		A_B6700 Subcontracts	-	-	-	-
89		A_B6900 Depreciation & Amortization	-	-	-	-
90		A_B7000 Capital Expense	-	-	5,000	5,000
91		A_B7200 Discontinued Operations	-	-	-	-
92		A_B7500 Other Non Operating Expenses	-	-	-	-
93		A_B7600 Internal Allocations & Sales	-	3,601	-	-
94		A_B7700 Funding Tranfers	-	-	(25,305)	(25,305)
95		Total_Expenses Expenses	-	43,824	62,208	62,208
96		Statement of Activities Net Result	-	10,145	-	-
97		A_B4000 Tuition & Educational Fees	-	-	-	-
98		A_B4100 Sales of Goods & Services	-	-	-	-
99		A_B4300 Grants & Contracts	-	-	-	-
100		A_43501 Federal Appropriations	-	-	-	-
101		A_B4400 Other Operating Revenue	-	-	-	-
102		A_B5000 Non Operating Revenues	-	-	-	-
103		A_B5100 Appropriations	-	-	-	-
104		A_B5300 Gifts	-	-	-	-
105		A_B5500 Investment Income	-	-	-	-
106		A_B5600 Other Non Operating Revenues	-	-	-	-
107		Total_Revenue Revenue	-	-	-	-
108		A_B6000 Salaries, Wages & Benefits	-	-	-	-
109		A_B6200 Services & Fees	-	-	-	-
110		A_B6300 Travel	-	-	-	-
111	FC_B35 Restr	A_B6400 Supplies	-	-	-	-
112	Expendable Non Op	A_B6450 Utilities	-	-	-	-
113		A_B6500 Repairs & Maintenance	-	-	-	-
114		A_B6550 Rentals & Leases	-	-	-	-
115		A_B6575 Interest Expense	-	-	-	-
116		A_B6600 Claims & Judgements	-	-	-	-
117		A_B6650 Other Expense	-	-	-	-
118		A_B6700 Subcontracts	-	-	-	-
119		A_B6900 Depreciation & Amortization	-	-	-	-
120		A_B7000 Capital Expense	-	-	-	-
121		A_B7200 Discontinued Operations	-	-	-	-
122		A_B7500 Other Non Operating Expenses	-	-	-	-
123		A_B7600 Internal Allocations & Sales	-	-	-	-
124		A_B7700 Funding Tranfers	-	-	-	-
125		Total_Expenses Expenses	-	-	-	-
126		Statement of Activities Net Result	-	-	-	-

	A	B	C	D	E	F
1						
2	O_13101: Anthropology					
3	Board of Trustees Report					
4	O_13101: Anthropology					
5				FY18	FY19	
6	Fund Class - Source	Summary Level Natural Accounts	Budget	Actual through March	Budget	Variance FY18 Budget to FY19 Budget
127		A_B4000 Tuition & Educational Fees	-	-	16,178	16,178
128		A_B4100 Sales of Goods & Services	-	-	-	-
129		A_B4300 Grants & Contracts	-	(515,433)	(633,166)	(633,166)
130		A_43501 Federal Appropriations	-	-	-	-
131		A_B4400 Other Operating Revenue	-	-	-	-
132		A_B5000 Non Operating Revenues	-	-	-	-
133		A_B5100 Appropriations	-	-	-	-
134		A_B5300 Gifts	-	-	-	-
135		A_B5500 Investment Income	-	-	-	-
136		A_B5600 Other Non Operating Revenues	-	(83,349)	106,877	106,877
137		Total_Revenue Revenue	-	(598,781)	(510,111)	(510,111)
138		A_B6000 Salaries, Wages & Benefits	-	329,199	274,763	274,763
139		A_B6200 Services & Fees	-	18,210	46,337	46,337
140		A_B6300 Travel	-	43,879	9,489	9,489
141	FC_B40 Restr	A_B6400 Supplies	-	5,016	129,851	129,851
142	Grants	A_B6450 Utilities	-	-	-	-
143		A_B6500 Repairs & Maintenance	-	-	-	-
144		A_B6550 Rentals & Leases	-	-	44,631	44,631
145		A_B6575 Interest Expense	-	-	-	-
146		A_B6600 Claims & Judgements	-	-	-	-
147		A_B6650 Other Expense	-	111,607	-	-
148		A_B6700 Subcontracts	-	53,802	-	-
149		A_B6900 Depreciation & Amortization	-	-	-	-
150		A_B7000 Capital Expense	-	1,433	-	-
151		A_B7200 Discontinued Operations	-	-	-	-
152		A_B7500 Other Non Operating Expenses	-	-	26,438	26,438
153		A_B7600 Internal Allocations & Sales	-	-	-	-
154		A_B7700 Funding Tranfers	-	-	-	-
155		Total_Expenses Expenses	-	563,146	531,509	531,509
156		Statement of Activities Net Result	-	(35,635)	21,397	21,397
157		A_B4000 Tuition & Educational Fees	-	-	-	-
158		A_B4100 Sales of Goods & Services	-	-	-	-
159		A_B4300 Grants & Contracts	-	-	-	-
160		A_43501 Federal Appropriations	-	-	-	-
161		A_B4400 Other Operating Revenue	-	-	-	-
162		A_B5000 Non Operating Revenues	-	-	-	-
163		A_B5100 Appropriations	-	-	-	-
164		A_B5300 Gifts	-	-	-	-
165		A_B5500 Investment Income	-	-	-	-
166		A_B5600 Other Non Operating Revenues	-	-	-	-
167		Total_Revenue Revenue	-	-	-	-
168		A_B6000 Salaries, Wages & Benefits	-	-	-	-
169		A_B6200 Services & Fees	-	-	-	-
170		A_B6300 Travel	-	-	-	-
171	FC_B45 Restr	A_B6400 Supplies	-	-	-	-
172	Govt Funds	A_B6450 Utilities	-	-	-	-
173		A_B6500 Repairs & Maintenance	-	-	-	-
174		A_B6550 Rentals & Leases	-	-	-	-
175		A_B6575 Interest Expense	-	-	-	-
176		A_B6600 Claims & Judgements	-	-	-	-
177		A_B6650 Other Expense	-	-	-	-
178		A_B6700 Subcontracts	-	-	-	-
179		A_B6900 Depreciation & Amortization	-	-	-	-
180		A_B7000 Capital Expense	-	-	-	-
181		A_B7200 Discontinued Operations	-	-	-	-
182		A_B7500 Other Non Operating Expenses	-	-	-	-
183		A_B7600 Internal Allocations & Sales	-	-	-	-
184		A_B7700 Funding Tranfers	-	-	-	-
185		Total_Expenses Expenses	-	-	-	-
186		Statement of Activities Net Result	-	-	-	-


	A	B	C	D	E	F	
1							
2	O_13102: George Frison Institute						
3	Board of Trustees Report						
4	O_13102: George Frison Institute						
5			FY18		FY19		
6	Fund Class - Source	Summary Level Natural Accounts	Budget	Actual through March	Budget	Variance FY18 Budget to FY19 Budget	
7	FC_105 Unrestricted Operating Class	A_B4000 Tuition & Educational Fees	-	-	-	-	
8		A_B4100 Sales of Goods & Services	-	-	-	-	
9		A_B4300 Grants & Contracts	-	-	-	-	
10		A_43501 Federal Appropriations	-	-	-	-	
11		A_B4400 Other Operating Revenue	-	-	-	-	
12		A_B5000 Non Operating Revenues	-	-	-	-	
13		A_B5100 Appropriations	-	-	-	-	
14		A_B5300 Gifts	-	-	-	-	
15		A_B5500 Investment Income	-	-	-	-	
16		A_B5600 Other Non Operating Revenues	-	-	-	-	
17			Total Revenue Revenue	-	-	-	-
18			A_B6000 Salaries, Wages & Benefits	-	-	-	-
19			A_B6200 Services & Fees	-	-	-	-
20			A_B6300 Travel	-	45	-	-
21			A_B6400 Supplies	-	-	-	-
22			A_B6450 Utilities	-	-	-	-
23			A_B6500 Repairs & Maintenance	-	-	-	-
24			A_B6550 Rentals & Leases	-	-	-	-
25			A_B6575 Interest Expense	-	-	-	-
26			A_B6600 Claims & Judgements	-	-	-	-
27			A_B6650 Other Expense	-	-	-	-
28			A_B6700 Subcontracts	-	-	-	-
29			A_B6900 Depreciation & Amortization	-	-	-	-
30			A_B7000 Capital Expense	-	-	-	-
31			A_B7200 Discontinued Operations	-	-	-	-
32			A_B7500 Other Non Operating Expenses	-	-	-	-
33			A_B7600 Internal Allocations & Sales	-	-	-	-
34			A_B7700 Funding Tranfers	-	-	-	-
35			Total Expenses Expenses	-	45	-	-
36			Statement of Activities Net Result	-	45	-	-
37		FC_B20 Designated Op	A_B4000 Tuition & Educational Fees	-	-	-	-
38			A_B4100 Sales of Goods & Services	-	-	-	-
39			A_B4300 Grants & Contracts	-	-	-	-
40			A_43501 Federal Appropriations	-	-	-	-
41			A_B4400 Other Operating Revenue	-	-	-	-
42			A_B5000 Non Operating Revenues	-	-	-	-
43	A_B5100 Appropriations		-	-	-	-	
44	A_B5300 Gifts		-	-	-	-	
45	A_B5500 Investment Income		-	-	-	-	
46	A_B5600 Other Non Operating Revenues		-	-	-	-	
47			Total Revenue Revenue	-	-	-	-
48			A_B6000 Salaries, Wages & Benefits	-	-	-	-
49			A_B6200 Services & Fees	-	-	-	-
50			A_B6300 Travel	-	-	-	-
51			A_B6400 Supplies	-	-	-	-
52			A_B6450 Utilities	-	-	-	-
53			A_B6500 Repairs & Maintenance	-	-	-	-
54			A_B6550 Rentals & Leases	-	-	-	-
55			A_B6575 Interest Expense	-	-	-	-
56			A_B6600 Claims & Judgements	-	-	-	-
57			A_B6650 Other Expense	-	-	-	-
58			A_B6700 Subcontracts	-	-	-	-
59			A_B6900 Depreciation & Amortization	-	-	-	-
60			A_B7000 Capital Expense	-	-	-	-
61			A_B7200 Discontinued Operations	-	-	-	-
62			A_B7500 Other Non Operating Expenses	-	-	-	-
63			A_B7600 Internal Allocations & Sales	-	-	-	-
64			A_B7700 Funding Tranfers	-	-	-	-
65			Total Expenses Expenses	-	-	-	-
66			Statement of Activities Net Result	-	-	-	-


	A	B	C	D	E	F
1						
2	O_13102: George Frison Institute					
3	Board of Trustees Report					
4	O_13102: George Frison Institute					
5				FY18	FY19	
6	Fund Class - Source	Summary Level Natural Accounts	Budget	Actual through March	Budget	Variance FY18 Budget to FY19 Budget
67		A_B4000 Tuition & Educational Fees	-	-	-	-
68		A_B4100 Sales of Goods & Services	-	-	-	-
69		A_B4300 Grants & Contracts	-	-	-	-
70		A_43501 Federal Appropriations	-	-	-	-
71		A_B4400 Other Operating Revenue	-	-	-	-
72		A_B5000 Non Operating Revenues	-	-	-	-
73		A_B5100 Appropriations	-	-	-	-
74		A_B5300 Gifts	-	(20,726)	(34,097)	(34,097)
75		A_B5500 Investment Income	-	-	-	-
76		A_B5600 Other Non Operating Revenues	-	-	-	-
77		Total Revenue Revenue	-	(20,726)	(34,097)	(34,097)
78		A_B6000 Salaries, Wages & Benefits	-	-	-	-
79		A_B6200 Services & Fees	-	7,982	12,000	12,000
80		A_B6300 Travel	-	5,675	13,698	13,698
81	FC_B30 Restr	A_B6400 Supplies	-	3,717	8,399	8,399
82	Expendable Op	A_B6450 Utilities	-	-	-	-
83		A_B6500 Repairs & Maintenance	-	-	-	-
84		A_B6550 Rentals & Leases	-	-	-	-
85		A_B6575 Interest Expense	-	-	-	-
86		A_B6600 Claims & Judgements	-	-	-	-
87		A_B6650 Other Expense	-	-	-	-
88		A_B6700 Subcontracts	-	-	-	-
89		A_B6900 Depreciation & Amortization	-	-	-	-
90		A_B7000 Capital Expense	-	-	-	-
91		A_B7200 Discontinued Operations	-	-	-	-
92		A_B7500 Other Non Operating Expenses	-	-	-	-
93		A_B7600 Internal Allocations & Sales	-	769	-	-
94		A_B7700 Funding Tranfers	-	-	-	-
95		Total Expenses Expenses	-	18,142	34,097	34,097
96		Statement of Activities Net Result	-	(2,584)	-	-
97		A_B4000 Tuition & Educational Fees	-	-	-	-
98		A_B4100 Sales of Goods & Services	-	-	-	-
99		A_B4300 Grants & Contracts	-	-	-	-
100		A_43501 Federal Appropriations	-	-	-	-
101		A_B4400 Other Operating Revenue	-	-	-	-
102		A_B5000 Non Operating Revenues	-	-	-	-
103		A_B5100 Appropriations	-	-	-	-
104		A_B5300 Gifts	-	-	-	-
105		A_B5500 Investment Income	-	-	-	-
106		A_B5600 Other Non Operating Revenues	-	-	-	-
107		Total Revenue Revenue	-	-	-	-
108		A_B6000 Salaries, Wages & Benefits	-	-	-	-
109		A_B6200 Services & Fees	-	-	-	-
110		A_B6300 Travel	-	-	-	-
111	FC_B35 Restr	A_B6400 Supplies	-	-	-	-
112	Expendable Non Op	A_B6450 Utilities	-	-	-	-
113		A_B6500 Repairs & Maintenance	-	-	-	-
114		A_B6550 Rentals & Leases	-	-	-	-
115		A_B6575 Interest Expense	-	-	-	-
116		A_B6600 Claims & Judgements	-	-	-	-
117		A_B6650 Other Expense	-	-	-	-
118		A_B6700 Subcontracts	-	-	-	-
119		A_B6900 Depreciation & Amortization	-	-	-	-
120		A_B7000 Capital Expense	-	-	-	-
121		A_B7200 Discontinued Operations	-	-	-	-
122		A_B7500 Other Non Operating Expenses	-	-	-	-
123		A_B7600 Internal Allocations & Sales	-	-	-	-
124		A_B7700 Funding Tranfers	-	-	-	-
125		Total Expenses Expenses	-	-	-	-
126		Statement of Activities Net Result	-	-	-	-


	A	B	C	D	E	F
1						
2	O_13102: George Frison Institute					
3	Board of Trustees Report					
4	O_13102: George Frison Institute					
5			FY18		FY19	
6	Fund Class - Source	Summary Level Natural Accounts	Budget	Actual through March	Budget	Variance FY18 Budget to FY19 Budget
127		A_B4000 Tuition & Educational Fees	-	-	-	-
128		A_B4100 Sales of Goods & Services	-	-	-	-
129		A_B4300 Grants & Contracts	-	-	-	-
130		A_43501 Federal Appropriations	-	-	-	-
131		A_B4400 Other Operating Revenue	-	-	-	-
132		A_B5000 Non Operating Revenues	-	-	-	-
133		A_B5100 Appropriations	-	-	-	-
134		A_B5300 Gifts	-	-	-	-
135		A_B5500 Investment Income	-	-	-	-
136		A_B5600 Other Non Operating Revenues	-	-	-	-
137		Total_Revenue Revenue	-	-	-	-
138		A_B6000 Salaries, Wages & Benefits	-	-	-	-
139		A_B6200 Services & Fees	-	-	-	-
140		A_B6300 Travel	-	-	-	-
141	FC_B40 Restr	A_B6400 Supplies	-	-	-	-
142	Grants	A_B6450 Utilities	-	-	-	-
143		A_B6500 Repairs & Maintenance	-	-	-	-
144		A_B6550 Rentals & Leases	-	-	-	-
145		A_B6575 Interest Expense	-	-	-	-
146		A_B6600 Claims & Judgements	-	-	-	-
147		A_B6650 Other Expense	-	-	-	-
148		A_B6700 Subcontracts	-	-	-	-
149		A_B6900 Depreciation & Amortization	-	-	-	-
150		A_B7000 Capital Expense	-	-	-	-
151		A_B7200 Discontinued Operations	-	-	-	-
152		A_B7500 Other Non Operating Expenses	-	-	-	-
153		A_B7600 Internal Allocations & Sales	-	-	-	-
154		A_B7700 Funding Tranfers	-	-	-	-
155		Total_Expenses Expenses	-	-	-	-
156		Statement of Activities Net Result	-	-	-	-
157		A_B4000 Tuition & Educational Fees	-	-	-	-
158		A_B4100 Sales of Goods & Services	-	-	-	-
159		A_B4300 Grants & Contracts	-	-	-	-
160		A_43501 Federal Appropriations	-	-	-	-
161		A_B4400 Other Operating Revenue	-	-	-	-
162		A_B5000 Non Operating Revenues	-	-	-	-
163		A_B5100 Appropriations	-	-	-	-
164		A_B5300 Gifts	-	-	-	-
165		A_B5500 Investment Income	-	-	-	-
166		A_B5600 Other Non Operating Revenues	-	-	-	-
167		Total_Revenue Revenue	-	-	-	-
168		A_B6000 Salaries, Wages & Benefits	-	-	-	-
169		A_B6200 Services & Fees	-	-	-	-
170		A_B6300 Travel	-	-	-	-
171	FC_B45 Restr	A_B6400 Supplies	-	-	-	-
172	Govt Funds	A_B6450 Utilities	-	-	-	-
173		A_B6500 Repairs & Maintenance	-	-	-	-
174		A_B6550 Rentals & Leases	-	-	-	-
175		A_B6575 Interest Expense	-	-	-	-
176		A_B6600 Claims & Judgements	-	-	-	-
177		A_B6650 Other Expense	-	-	-	-
178		A_B6700 Subcontracts	-	-	-	-
179		A_B6900 Depreciation & Amortization	-	-	-	-
180		A_B7000 Capital Expense	-	-	-	-
181		A_B7200 Discontinued Operations	-	-	-	-
182		A_B7500 Other Non Operating Expenses	-	-	-	-
183		A_B7600 Internal Allocations & Sales	-	-	-	-
184		A_B7700 Funding Tranfers	-	-	-	-
185		Total_Expenses Expenses	-	-	-	-
186		Statement of Activities Net Result	-	-	-	-


	A	B	C	D	E	F	
1							
2	O_13103: Anthropology Repository						
3	Board of Trustees Report						
4	O_13103: Anthropology Repository						
5			FY18		FY19		
6	Fund Class - Source	Summary Level Natural Accounts	Budget	Actual through March	Budget	Variance FY18 Budget to FY19 Budget	
7	FC_105 Unrestricted Operating Class	A_B4000 Tuition & Educational Fees	1,939	6,382	2,000	61	
8		A_B4100 Sales of Goods & Services	-	-	-	-	
9		A_B4300 Grants & Contracts	-	-	-	-	
10		A_43501 Federal Appropriations	-	-	-	-	
11		A_B4400 Other Operating Revenue	(35,000)	(2,350)	(35,000)	-	
12		A_B5000 Non Operating Revenues	-	-	-	-	
13		A_B5100 Appropriations	-	-	-	-	
14		A_B5300 Gifts	-	-	-	-	
15		A_B5500 Investment Income	-	-	-	-	
16		A_B5600 Other Non Operating Revenues	-	-	-	-	
17			Total_Revenue Revenue	(33,061)	4,032	(33,000)	61
18			A_B6000 Salaries, Wages & Benefits	22,580	18,907	22,580	0
19			A_B6200 Services & Fees	800	-	-	(800)
20			A_B6300 Travel	-	123	420	420
21			A_B6400 Supplies	11,490	2,044	7,000	(4,490)
22			A_B6450 Utilities	-	-	-	-
23			A_B6500 Repairs & Maintenance	-	-	-	-
24			A_B6550 Rentals & Leases	-	-	-	-
25			A_B6575 Interest Expense	-	-	-	-
26			A_B6600 Claims & Judgements	-	-	-	-
27			A_B6650 Other Expense	-	98	-	-
28			A_B6700 Subcontracts	-	-	-	-
29			A_B6900 Depreciation & Amortization	-	-	-	-
30			A_B7000 Capital Expense	-	-	-	-
31			A_B7200 Discontinued Operations	-	-	-	-
32			A_B7500 Other Non Operating Expenses	-	-	-	-
33			A_B7600 Internal Allocations & Sales	-	1,400	3,000	3,000
34			A_B7700 Funding Tranfers	(1,809)	-	-	1,809
35			Total_Expenses Expenses	33,061	22,572	33,000	(61)
36			Statement of Activities Net Result	0	26,604	-	0
37		FC_B20 Designated Op	A_B4000 Tuition & Educational Fees	-	-	-	-
38			A_B4100 Sales of Goods & Services	-	-	-	-
39			A_B4300 Grants & Contracts	-	-	-	-
40			A_43501 Federal Appropriations	-	-	-	-
41			A_B4400 Other Operating Revenue	-	-	-	-
42			A_B5000 Non Operating Revenues	-	-	-	-
43	A_B5100 Appropriations		-	-	-	-	
44	A_B5300 Gifts		-	-	-	-	
45	A_B5500 Investment Income		-	-	-	-	
46	A_B5600 Other Non Operating Revenues		-	-	-	-	
47			Total_Revenue Revenue	-	-	-	-
48			A_B6000 Salaries, Wages & Benefits	-	-	-	-
49			A_B6200 Services & Fees	-	-	-	-
50			A_B6300 Travel	-	-	-	-
51			A_B6400 Supplies	-	-	-	-
52			A_B6450 Utilities	-	-	-	-
53			A_B6500 Repairs & Maintenance	-	-	-	-
54			A_B6550 Rentals & Leases	-	-	-	-
55			A_B6575 Interest Expense	-	-	-	-
56			A_B6600 Claims & Judgements	-	-	-	-
57			A_B6650 Other Expense	-	-	-	-
58			A_B6700 Subcontracts	-	-	-	-
59			A_B6900 Depreciation & Amortization	-	-	-	-
60			A_B7000 Capital Expense	-	-	-	-
61			A_B7200 Discontinued Operations	-	-	-	-
62			A_B7500 Other Non Operating Expenses	-	-	-	-
63			A_B7600 Internal Allocations & Sales	-	-	-	-
64			A_B7700 Funding Tranfers	-	-	-	-
65			Total_Expenses Expenses	-	-	-	-
66			Statement of Activities Net Result	-	-	-	-


	A	B	C	D	E	F
1						
2	O_13103: Anthropology Repository					
3	Board of Trustees Report					
4	O_13103: Anthropology Repository					
5			FY18		FY19	
6	Fund Class - Source	Summary Level Natural Accounts	Budget	Actual through March	Budget	Variance FY18 Budget to FY19 Budget
67		A_B4000 Tuition & Educational Fees	-	-	-	-
68		A_B4100 Sales of Goods & Services	-	-	-	-
69		A_B4300 Grants & Contracts	-	-	-	-
70		A_43501 Federal Appropriations	-	-	-	-
71		A_B4400 Other Operating Revenue	-	-	-	-
72		A_B5000 Non Operating Revenues	-	-	-	-
73		A_B5100 Appropriations	-	-	-	-
74		A_B5300 Gifts	-	-	-	-
75		A_B5500 Investment Income	-	-	-	-
76		A_B5600 Other Non Operating Revenues	-	-	-	-
77		Total Revenue Revenue	-	-	-	-
78		A_B6000 Salaries, Wages & Benefits	-	-	-	-
79		A_B6200 Services & Fees	-	-	-	-
80		A_B6300 Travel	-	-	-	-
81	FC_B30 Restr	A_B6400 Supplies	-	-	-	-
82	Expendable Op	A_B6450 Utilities	-	-	-	-
83		A_B6500 Repairs & Maintenance	-	-	-	-
84		A_B6550 Rentals & Leases	-	-	-	-
85		A_B6575 Interest Expense	-	-	-	-
86		A_B6600 Claims & Judgements	-	-	-	-
87		A_B6650 Other Expense	-	-	-	-
88		A_B6700 Subcontracts	-	-	-	-
89		A_B6900 Depreciation & Amortization	-	-	-	-
90		A_B7000 Capital Expense	-	-	-	-
91		A_B7200 Discontinued Operations	-	-	-	-
92		A_B7500 Other Non Operating Expenses	-	-	-	-
93		A_B7600 Internal Allocations & Sales	-	-	-	-
94		A_B7700 Funding Tranfers	-	-	-	-
95		Total Expenses Expenses	-	-	-	-
96		Statement of Activities Net Result	-	-	-	-
97		A_B4000 Tuition & Educational Fees	-	-	-	-
98		A_B4100 Sales of Goods & Services	-	-	-	-
99		A_B4300 Grants & Contracts	-	-	-	-
100		A_43501 Federal Appropriations	-	-	-	-
101		A_B4400 Other Operating Revenue	-	-	-	-
102		A_B5000 Non Operating Revenues	-	-	-	-
103		A_B5100 Appropriations	-	-	-	-
104		A_B5300 Gifts	-	-	-	-
105		A_B5500 Investment Income	-	-	-	-
106		A_B5600 Other Non Operating Revenues	-	-	-	-
107		Total Revenue Revenue	-	-	-	-
108		A_B6000 Salaries, Wages & Benefits	-	-	-	-
109		A_B6200 Services & Fees	-	-	-	-
110		A_B6300 Travel	-	-	-	-
111	FC_B35 Restr	A_B6400 Supplies	-	-	-	-
112	Expendable Non Op	A_B6450 Utilities	-	-	-	-
113		A_B6500 Repairs & Maintenance	-	-	-	-
114		A_B6550 Rentals & Leases	-	-	-	-
115		A_B6575 Interest Expense	-	-	-	-
116		A_B6600 Claims & Judgements	-	-	-	-
117		A_B6650 Other Expense	-	-	-	-
118		A_B6700 Subcontracts	-	-	-	-
119		A_B6900 Depreciation & Amortization	-	-	-	-
120		A_B7000 Capital Expense	-	-	-	-
121		A_B7200 Discontinued Operations	-	-	-	-
122		A_B7500 Other Non Operating Expenses	-	-	-	-
123		A_B7600 Internal Allocations & Sales	-	-	-	-
124		A_B7700 Funding Tranfers	-	-	-	-
125		Total Expenses Expenses	-	-	-	-
126		Statement of Activities Net Result	-	-	-	-


	A	B	C	D	E	F
1						
2	O_13103: Anthropology Repository					
3	Board of Trustees Report					
4	O_13103: Anthropology Repository					
5			FY18		FY19	
6	Fund Class - Source	Summary Level Natural Accounts	Budget	Actual through March	Budget	Variance FY18 Budget to FY19 Budget
127		A_B4000 Tuition & Educational Fees	-	-	-	-
128		A_B4100 Sales of Goods & Services	-	-	-	-
129		A_B4300 Grants & Contracts	-	-	-	-
130		A_43501 Federal Appropriations	-	-	-	-
131		A_B4400 Other Operating Revenue	-	-	-	-
132		A_B5000 Non Operating Revenues	-	-	-	-
133		A_B5100 Appropriations	-	-	-	-
134		A_B5300 Gifts	-	-	-	-
135		A_B5500 Investment Income	-	-	-	-
136		A_B5600 Other Non Operating Revenues	-	-	-	-
137		Total_Revenue Revenue	-	-	-	-
138		A_B6000 Salaries, Wages & Benefits	-	-	-	-
139		A_B6200 Services & Fees	-	-	-	-
140		A_B6300 Travel	-	-	-	-
141	FC_B40 Restr	A_B6400 Supplies	-	-	-	-
142	Grants	A_B6450 Utilities	-	-	-	-
143		A_B6500 Repairs & Maintenance	-	-	-	-
144		A_B6550 Rentals & Leases	-	-	-	-
145		A_B6575 Interest Expense	-	-	-	-
146		A_B6600 Claims & Judgements	-	-	-	-
147		A_B6650 Other Expense	-	-	-	-
148		A_B6700 Subcontracts	-	-	-	-
149		A_B6900 Depreciation & Amortization	-	-	-	-
150		A_B7000 Capital Expense	-	-	-	-
151		A_B7200 Discontinued Operations	-	-	-	-
152		A_B7500 Other Non Operating Expenses	-	-	-	-
153		A_B7600 Internal Allocations & Sales	-	-	-	-
154		A_B7700 Funding Tranfers	-	-	-	-
155		Total_Expenses Expenses	-	-	-	-
156		Statement of Activities Net Result	-	-	-	-
157		A_B4000 Tuition & Educational Fees	-	-	-	-
158		A_B4100 Sales of Goods & Services	-	-	-	-
159		A_B4300 Grants & Contracts	-	-	-	-
160		A_43501 Federal Appropriations	-	-	-	-
161		A_B4400 Other Operating Revenue	-	-	-	-
162		A_B5000 Non Operating Revenues	-	-	-	-
163		A_B5100 Appropriations	-	-	-	-
164		A_B5300 Gifts	-	-	-	-
165		A_B5500 Investment Income	-	-	-	-
166		A_B5600 Other Non Operating Revenues	-	-	-	-
167		Total_Revenue Revenue	-	-	-	-
168		A_B6000 Salaries, Wages & Benefits	-	-	-	-
169		A_B6200 Services & Fees	-	-	-	-
170		A_B6300 Travel	-	-	-	-
171	FC_B45 Restr	A_B6400 Supplies	-	-	-	-
172	Govt Funds	A_B6450 Utilities	-	-	-	-
173		A_B6500 Repairs & Maintenance	-	-	-	-
174		A_B6550 Rentals & Leases	-	-	-	-
175		A_B6575 Interest Expense	-	-	-	-
176		A_B6600 Claims & Judgements	-	-	-	-
177		A_B6650 Other Expense	-	-	-	-
178		A_B6700 Subcontracts	-	-	-	-
179		A_B6900 Depreciation & Amortization	-	-	-	-
180		A_B7000 Capital Expense	-	-	-	-
181		A_B7200 Discontinued Operations	-	-	-	-
182		A_B7500 Other Non Operating Expenses	-	-	-	-
183		A_B7600 Internal Allocations & Sales	-	-	-	-
184		A_B7700 Funding Tranfers	-	-	-	-
185		Total_Expenses Expenses	-	-	-	-
186		Statement of Activities Net Result	-	-	-	-


	A	B	C	D	E	F	
1							
2	O_13181: Geology & Geophysics						
3	Board of Trustees Report						
4	O_13181: Geology & Geophysics						
5			FY18		FY19		
6	Fund Class - Source	Summary Level Natural Accounts	Budget	Actual through March	Budget	Variance FY18 Budget to FY19 Budget	
7	FC_105 Unrestricted Operating Class	A_B4000 Tuition & Educational Fees	(22,900)	600	(5,000)	17,900	
8		A_B4100 Sales of Goods & Services	(700)	(12,195)	(200)	500	
9		A_B4300 Grants & Contracts	-	-	-	-	
10		A_43501 Federal Appropriations	-	-	-	-	
11		A_B4400 Other Operating Revenue	(65,595)	(27,174)	(70,000)	(4,405)	
12		A_B5000 Non Operating Revenues	-	-	-	-	
13		A_B5100 Appropriations	-	-	-	-	
14		A_B5300 Gifts	(61,349)	-	-	61,349	
15		A_B5500 Investment Income	-	-	-	-	
16		A_B5600 Other Non Operating Revenues	(100,866)	-	-	100,866	
17			Total_Revenue Revenue	(251,410)	(38,770)	(75,200)	176,210
18			A_B6000 Salaries, Wages & Benefits	2,323,140	1,856,546	2,832,335	509,195
19			A_B6200 Services & Fees	63,182	27,644	20,000	(43,182)
20			A_B6300 Travel	29,500	35,668	8,000	(21,500)
21			A_B6400 Supplies	91,706	64,773	22,900	(68,806)
22			A_B6450 Utilities	-	51	-	-
23			A_B6500 Repairs & Maintenance	4,741	526	-	(4,741)
24			A_B6550 Rentals & Leases	3,250	1,915	800	(2,450)
25			A_B6575 Interest Expense	-	-	-	-
26			A_B6600 Claims & Judgements	-	-	-	-
27			A_B6650 Other Expense	16,159	81,892	6,700	(9,459)
28			A_B6700 Subcontracts	650	249	1,300	650
29			A_B6900 Depreciation & Amortization	-	-	-	-
30			A_B7000 Capital Expense	-	-	-	-
31			A_B7200 Discontinued Operations	-	-	-	-
32			A_B7500 Other Non Operating Expenses	-	-	-	-
33			A_B7600 Internal Allocations & Sales	(40,100)	(65,476)	17,700	57,800
34			A_B7700 Funding Tranfers	69,595	-	-	(69,595)
35			Total_Expenses Expenses	2,561,823	2,003,789	2,909,735	347,912
36			Statement of Activities Net Result	2,310,413	1,965,019	2,834,535	524,122
37		FC_B20 Designated Op	A_B4000 Tuition & Educational Fees	(7,230)	(4,845)	-	7,230
38			A_B4100 Sales of Goods & Services	-	(2,000)	-	-
39			A_B4300 Grants & Contracts	(66,000)	-	(40,000)	26,000
40			A_43501 Federal Appropriations	-	-	-	-
41			A_B4400 Other Operating Revenue	(65,257)	(17,681)	(522,200)	(456,943)
42			A_B5000 Non Operating Revenues	-	-	-	-
43	A_B5100 Appropriations		-	-	-	-	
44	A_B5300 Gifts		-	-	-	-	
45	A_B5500 Investment Income		-	-	-	-	
46	A_B5600 Other Non Operating Revenues		(2,600)	-	(14,000)	(11,400)	
47			Total_Revenue Revenue	(141,087)	(24,526)	(576,200)	(435,113)
48			A_B6000 Salaries, Wages & Benefits	174,415	26,380	272,370	97,954
49			A_B6200 Services & Fees	4,651	13,171	-	(4,651)
50			A_B6300 Travel	20,670	17,551	46,900	26,230
51			A_B6400 Supplies	20,680	6,815	551,240	530,560
52			A_B6450 Utilities	-	-	-	-
53			A_B6500 Repairs & Maintenance	-	5,331	232,849	232,849
54			A_B6550 Rentals & Leases	500	-	300	(200)
55			A_B6575 Interest Expense	-	-	-	-
56			A_B6600 Claims & Judgements	-	-	-	-
57			A_B6650 Other Expense	4,000	2,398	100	(3,900)
58			A_B6700 Subcontracts	-	-	-	-
59			A_B6900 Depreciation & Amortization	-	-	-	-
60			A_B7000 Capital Expense	-	-	-	-
61			A_B7200 Discontinued Operations	-	-	-	-
62			A_B7500 Other Non Operating Expenses	-	-	-	-
63			A_B7600 Internal Allocations & Sales	(63,200)	6,040	(245,000)	(181,800)
64			A_B7700 Funding Tranfers	(35,539)	-	(284,977)	(249,438)
65			Total_Expenses Expenses	126,178	77,687	573,782	447,604
66			Statement of Activities Net Result	(14,909)	53,160	(2,418)	12,491


	A	B	C	D	E	F
1						
2	O_13181: Geology & Geophysics					
3	Board of Trustees Report					
4	O_13181: Geology & Geophysics					
5			FY18		FY19	
6	Fund Class - Source	Summary Level Natural Accounts	Budget	Actual through March	Budget	Variance FY18 Budget to FY19 Budget
67		A_B4000 Tuition & Educational Fees	-	151,714	305,204	305,204
68		A_B4100 Sales of Goods & Services	-	-	-	-
69		A_B4300 Grants & Contracts	-	-	-	-
70		A_43501 Federal Appropriations	-	-	-	-
71		A_B4400 Other Operating Revenue	-	-	-	-
72		A_B5000 Non Operating Revenues	-	-	-	-
73		A_B5100 Appropriations	-	-	-	-
74		A_B5300 Gifts	-	(482,456)	(595,708)	(595,708)
75		A_B5500 Investment Income	-	-	-	-
76		A_B5600 Other Non Operating Revenues	-	-	-	-
77		Total_Revenue Revenue	-	(330,742)	(290,504)	(290,504)
78		A_B6000 Salaries, Wages & Benefits	-	209,599	76,604	76,604
79		A_B6200 Services & Fees	-	24,456	1,200	1,200
80		A_B6300 Travel	-	58,254	134,400	134,400
81	FC_B30 Restr	A_B6400 Supplies	-	116,696	67,300	67,300
82	Expendable Op	A_B6450 Utilities	-	-	500	500
83		A_B6500 Repairs & Maintenance	-	3,687	7,000	7,000
84		A_B6550 Rentals & Leases	-	(200)	2,000	2,000
85		A_B6575 Interest Expense	-	-	-	-
86		A_B6600 Claims & Judgements	-	-	-	-
87		A_B6650 Other Expense	-	13,184	1,500	1,500
88		A_B6700 Subcontracts	-	28	-	-
89		A_B6900 Depreciation & Amortization	-	-	-	-
90		A_B7000 Capital Expense	-	-	-	-
91		A_B7200 Discontinued Operations	-	-	-	-
92		A_B7500 Other Non Operating Expenses	-	-	-	-
93		A_B7600 Internal Allocations & Sales	-	18,390	-	-
94		A_B7700 Funding Tranfers	-	-	-	-
95		Total_Expenses Expenses	-	444,095	290,504	290,504
96		Statement of Activities Net Result	-	113,353	-	-
97		A_B4000 Tuition & Educational Fees	-	-	168,500	168,500
98		A_B4100 Sales of Goods & Services	-	-	-	-
99		A_B4300 Grants & Contracts	-	-	-	-
100		A_43501 Federal Appropriations	-	-	-	-
101		A_B4400 Other Operating Revenue	-	-	-	-
102		A_B5000 Non Operating Revenues	-	-	-	-
103		A_B5100 Appropriations	-	-	-	-
104		A_B5300 Gifts	-	-	(181,000)	(181,000)
105		A_B5500 Investment Income	-	-	-	-
106		A_B5600 Other Non Operating Revenues	-	-	-	-
107		Total_Revenue Revenue	-	-	(12,500)	(12,500)
108		A_B6000 Salaries, Wages & Benefits	-	-	6,000	6,000
109		A_B6200 Services & Fees	-	-	-	-
110		A_B6300 Travel	-	-	1,000	1,000
111	FC_B35 Restr	A_B6400 Supplies	-	-	5,000	5,000
112	Expendable Non Op	A_B6450 Utilities	-	-	-	-
113		A_B6500 Repairs & Maintenance	-	-	-	-
114		A_B6550 Rentals & Leases	-	-	-	-
115		A_B6575 Interest Expense	-	-	-	-
116		A_B6600 Claims & Judgements	-	-	-	-
117		A_B6650 Other Expense	-	-	500	500
118		A_B6700 Subcontracts	-	-	-	-
119		A_B6900 Depreciation & Amortization	-	-	-	-
120		A_B7000 Capital Expense	-	-	-	-
121		A_B7200 Discontinued Operations	-	-	-	-
122		A_B7500 Other Non Operating Expenses	-	-	-	-
123		A_B7600 Internal Allocations & Sales	-	-	-	-
124		A_B7700 Funding Tranfers	-	-	-	-
125		Total_Expenses Expenses	-	-	12,500	12,500
126		Statement of Activities Net Result	-	-	-	-


	A	B	C	D	E	F	
1							
2	O_13181: Geology & Geophysics						
3	Board of Trustees Report						
4	O_13181: Geology & Geophysics						
5			FY18		FY19		
6	Fund Class - Source	Summary Level Natural Accounts	Budget	Actual through March	Budget	Variance FY18 Budget to FY19 Budget	
127	FC_B40 Restr Grants	A_B4000 Tuition & Educational Fees	-	-	6,569	6,569	
128		A_B4100 Sales of Goods & Services	-	-	-	-	
129		A_B4300 Grants & Contracts	-	(1,901,881)	(2,904,176)	(2,904,176)	
130		A_43501 Federal Appropriations	-	-	-	-	
131		A_B4400 Other Operating Revenue	-	-	-	-	
132		A_B5000 Non Operating Revenues	-	-	-	-	
133		A_B5100 Appropriations	-	-	-	-	
134		A_B5300 Gifts	-	-	-	-	
135		A_B5500 Investment Income	-	-	-	-	
136		A_B5600 Other Non Operating Revenues	-	(279,000)	494,946	494,946	
137		Total_Revenue Revenue	-	(2,180,881)	(2,402,662)	(2,402,662)	
138		A_B6000 Salaries, Wages & Benefits	-	742,638	958,148	958,148	
139		A_B6200 Services & Fees	-	108,075	155,559	155,559	
140		A_B6300 Travel	-	60,599	76,327	76,327	
141		A_B6400 Supplies	-	99,314	333,496	333,496	
142		A_B6450 Utilities	-	-	-	-	
143		A_B6500 Repairs & Maintenance	-	4,602	-	-	
144		A_B6550 Rentals & Leases	-	10,241	145,083	145,083	
145		A_B6575 Interest Expense	-	-	-	-	
146		A_B6600 Claims & Judgements	-	-	-	-	
147		A_B6650 Other Expense	-	400,907	23,958	23,958	
148		A_B6700 Subcontracts	-	-	33,282	33,282	
149		A_B6900 Depreciation & Amortization	-	-	-	-	
150		A_B7000 Capital Expense	-	6,316	-	-	
151		A_B7200 Discontinued Operations	-	-	-	-	
152		A_B7500 Other Non Operating Expenses	-	-	159,909	159,909	
153		A_B7600 Internal Allocations & Sales	-	-	-	-	
154		A_B7700 Funding Tranfers	-	-	-	-	
155		Total_Expenses Expenses	-	1,432,692	1,885,762	1,885,762	
156		Statement of Activities Net Result	-	(748,189)	(516,900)	(516,900)	
157		FC_B45 Restr Govt Funds	A_B4000 Tuition & Educational Fees	-	-	-	-
158			A_B4100 Sales of Goods & Services	-	-	-	-
159	A_B4300 Grants & Contracts		-	-	-	-	
160	A_43501 Federal Appropriations		-	-	-	-	
161	A_B4400 Other Operating Revenue		-	-	-	-	
162	A_B5000 Non Operating Revenues		-	-	-	-	
163	A_B5100 Appropriations		-	-	-	-	
164	A_B5300 Gifts		-	-	-	-	
165	A_B5500 Investment Income		-	-	-	-	
166	A_B5600 Other Non Operating Revenues		-	-	-	-	
167	Total_Revenue Revenue		-	-	-	-	
168	A_B6000 Salaries, Wages & Benefits		-	-	-	-	
169	A_B6200 Services & Fees		-	-	-	-	
170	A_B6300 Travel		-	-	-	-	
171	A_B6400 Supplies		-	-	-	-	
172	A_B6450 Utilities		-	-	-	-	
173	A_B6500 Repairs & Maintenance		-	-	-	-	
174	A_B6550 Rentals & Leases		-	-	-	-	
175	A_B6575 Interest Expense		-	-	-	-	
176	A_B6600 Claims & Judgements		-	-	-	-	
177	A_B6650 Other Expense		-	-	-	-	
178	A_B6700 Subcontracts		-	-	-	-	
179	A_B6900 Depreciation & Amortization		-	-	-	-	
180	A_B7000 Capital Expense		-	-	-	-	
181	A_B7200 Discontinued Operations		-	-	-	-	
182	A_B7500 Other Non Operating Expenses		-	-	-	-	
183	A_B7600 Internal Allocations & Sales		-	-	-	-	
184	A_B7700 Funding Tranfers		-	-	-	-	
185	Total_Expenses Expenses		-	-	-	-	
186	Statement of Activities Net Result		-	-	-	-	


	A	B	C	D	E	F	
1							
2	O_13182: Geological Museum						
3	Board of Trustees Report						
4	O_13182: Geological Museum						
5			FY18		FY19		
6	Fund Class - Source	Summary Level Natural Accounts	Budget	Actual through March	Budget	Variance FY18 Budget to FY19 Budget	
7	FC_105 Unrestricted Operating Class	A_B4000 Tuition & Educational Fees	-	-	-	-	
8		A_B4100 Sales of Goods & Services	-	-	-	-	
9		A_B4300 Grants & Contracts	-	-	-	-	
10		A_43501 Federal Appropriations	-	-	-	-	
11		A_B4400 Other Operating Revenue	-	-	12,000	12,000	
12		A_B5000 Non Operating Revenues	-	-	-	-	
13		A_B5100 Appropriations	-	-	-	-	
14		A_B5300 Gifts	-	-	-	-	
15		A_B5500 Investment Income	-	-	-	-	
16		A_B5600 Other Non Operating Revenues	-	-	-	-	
17			Total_Revenue Revenue	-	-	12,000	12,000
18			A_B6000 Salaries, Wages & Benefits	-	3,092	806	806
19			A_B6200 Services & Fees	-	-	-	-
20			A_B6300 Travel	-	-	3,140	3,140
21			A_B6400 Supplies	-	82	3,940	3,940
22			A_B6450 Utilities	-	-	-	-
23			A_B6500 Repairs & Maintenance	-	-	-	-
24			A_B6550 Rentals & Leases	-	-	-	-
25			A_B6575 Interest Expense	-	-	-	-
26			A_B6600 Claims & Judgements	-	-	-	-
27			A_B6650 Other Expense	-	-	3,450	3,450
28			A_B6700 Subcontracts	-	-	-	-
29			A_B6900 Depreciation & Amortization	-	-	-	-
30			A_B7000 Capital Expense	-	-	-	-
31			A_B7200 Discontinued Operations	-	-	-	-
32			A_B7500 Other Non Operating Expenses	-	-	-	-
33			A_B7600 Internal Allocations & Sales	-	-	-	-
34			A_B7700 Funding Tranfers	-	-	-	-
35			Total_Expenses Expenses	-	3,174	11,336	11,336
36			Statement of Activities Net Result	-	3,174	23,336	23,336
37		FC_B20 Designated Op	A_B4000 Tuition & Educational Fees	-	-	-	-
38			A_B4100 Sales of Goods & Services	-	-	-	-
39			A_B4300 Grants & Contracts	-	-	-	-
40			A_43501 Federal Appropriations	-	-	-	-
41			A_B4400 Other Operating Revenue	-	-	-	-
42			A_B5000 Non Operating Revenues	-	-	-	-
43	A_B5100 Appropriations		-	-	-	-	
44	A_B5300 Gifts		-	-	-	-	
45	A_B5500 Investment Income		-	-	-	-	
46	A_B5600 Other Non Operating Revenues		-	-	-	-	
47			Total_Revenue Revenue	-	-	-	-
48			A_B6000 Salaries, Wages & Benefits	-	-	-	-
49			A_B6200 Services & Fees	-	-	-	-
50			A_B6300 Travel	-	-	-	-
51			A_B6400 Supplies	1,230	-	-	(1,230)
52			A_B6450 Utilities	-	-	-	-
53			A_B6500 Repairs & Maintenance	-	-	-	-
54			A_B6550 Rentals & Leases	-	-	-	-
55			A_B6575 Interest Expense	-	-	-	-
56			A_B6600 Claims & Judgements	-	-	-	-
57			A_B6650 Other Expense	-	-	-	-
58			A_B6700 Subcontracts	-	-	-	-
59			A_B6900 Depreciation & Amortization	-	-	-	-
60			A_B7000 Capital Expense	-	-	-	-
61			A_B7200 Discontinued Operations	-	-	-	-
62			A_B7500 Other Non Operating Expenses	-	-	-	-
63			A_B7600 Internal Allocations & Sales	-	-	-	-
64			A_B7700 Funding Tranfers	-	-	-	-
65			Total_Expenses Expenses	1,230	-	-	(1,230)
66			Statement of Activities Net Result	1,230	-	-	(1,230)


	A	B	C	D	E	F
1						
2	O_13182: Geological Museum					
3	Board of Trustees Report					
4	O_13182: Geological Museum					
5			FY18		FY19	
6	Fund Class - Source	Summary Level Natural Accounts	Budget	Actual through March	Budget	Variance FY18 Budget to FY19 Budget
67		A_B4000 Tuition & Educational Fees	-	-	-	-
68		A_B4100 Sales of Goods & Services	-	-	-	-
69		A_B4300 Grants & Contracts	-	-	-	-
70		A_43501 Federal Appropriations	-	-	-	-
71		A_B4400 Other Operating Revenue	-	-	-	-
72		A_B5000 Non Operating Revenues	-	-	-	-
73		A_B5100 Appropriations	-	-	-	-
74		A_B5300 Gifts	-	(11,910)	-	-
75		A_B5500 Investment Income	-	-	-	-
76		A_B5600 Other Non Operating Revenues	-	-	-	-
77		Total_Revenue Revenue	-	(11,910)	-	-
78		A_B6000 Salaries, Wages & Benefits	-	-	-	-
79		A_B6200 Services & Fees	-	2,829	-	-
80		A_B6300 Travel	-	399	-	-
81	FC_B30 Restr	A_B6400 Supplies	-	4,445	-	-
82	Expendable Op	A_B6450 Utilities	-	-	-	-
83		A_B6500 Repairs & Maintenance	-	34	-	-
84		A_B6550 Rentals & Leases	-	-	-	-
85		A_B6575 Interest Expense	-	-	-	-
86		A_B6600 Claims & Judgements	-	-	-	-
87		A_B6650 Other Expense	-	5,470	-	-
88		A_B6700 Subcontracts	-	410	-	-
89		A_B6900 Depreciation & Amortization	-	-	-	-
90		A_B7000 Capital Expense	-	-	-	-
91		A_B7200 Discontinued Operations	-	-	-	-
92		A_B7500 Other Non Operating Expenses	-	-	-	-
93		A_B7600 Internal Allocations & Sales	-	3,922	-	-
94		A_B7700 Funding Tranfers	-	-	-	-
95		Total_Expenses Expenses	-	17,509	-	-
96		Statement of Activities Net Result	-	5,599	-	-
97		A_B4000 Tuition & Educational Fees	-	-	-	-
98		A_B4100 Sales of Goods & Services	-	-	-	-
99		A_B4300 Grants & Contracts	-	-	-	-
100		A_43501 Federal Appropriations	-	-	-	-
101		A_B4400 Other Operating Revenue	-	-	-	-
102		A_B5000 Non Operating Revenues	-	-	-	-
103		A_B5100 Appropriations	-	-	-	-
104		A_B5300 Gifts	-	-	-	-
105		A_B5500 Investment Income	-	-	-	-
106		A_B5600 Other Non Operating Revenues	-	-	-	-
107		Total_Revenue Revenue	-	-	-	-
108		A_B6000 Salaries, Wages & Benefits	-	-	-	-
109		A_B6200 Services & Fees	-	-	-	-
110		A_B6300 Travel	-	-	-	-
111	FC_B35 Restr	A_B6400 Supplies	-	-	-	-
112	Expendable	A_B6450 Utilities	-	-	-	-
113	Non Op	A_B6500 Repairs & Maintenance	-	-	-	-
114		A_B6550 Rentals & Leases	-	-	-	-
115		A_B6575 Interest Expense	-	-	-	-
116		A_B6600 Claims & Judgements	-	-	-	-
117		A_B6650 Other Expense	-	-	-	-
118		A_B6700 Subcontracts	-	-	-	-
119		A_B6900 Depreciation & Amortization	-	-	-	-
120		A_B7000 Capital Expense	-	-	-	-
121		A_B7200 Discontinued Operations	-	-	-	-
122		A_B7500 Other Non Operating Expenses	-	-	-	-
123		A_B7600 Internal Allocations & Sales	-	-	-	-
124		A_B7700 Funding Tranfers	-	-	-	-
125		Total_Expenses Expenses	-	-	-	-
126		Statement of Activities Net Result	-	-	-	-

	A	B	C	D	E	F
1						
2	O_13182: Geological Museum					
3	Board of Trustees Report					
4	O_13182: Geological Museum					
5			FY18		FY19	
6	Fund Class - Source	Summary Level Natural Accounts	Budget	Actual through March	Budget	Variance FY18 Budget to FY19 Budget
127		A_B4000 Tuition & Educational Fees	-	-	8,003	8,003
128		A_B4100 Sales of Goods & Services	-	-	-	-
129		A_B4300 Grants & Contracts	-	-	(45,240)	(45,240)
130		A_43501 Federal Appropriations	-	-	-	-
131		A_B4400 Other Operating Revenue	-	-	-	-
132		A_B5000 Non Operating Revenues	-	-	-	-
133		A_B5100 Appropriations	-	-	-	-
134		A_B5300 Gifts	-	-	-	-
135		A_B5500 Investment Income	-	-	-	-
136		A_B5600 Other Non Operating Revenues	-	-	9,448	9,448
137		Total Revenue Revenue	-	-	(27,789)	(27,789)
138		A_B6000 Salaries, Wages & Benefits	-	-	22,882	22,882
139		A_B6200 Services & Fees	-	-	-	-
140		A_B6300 Travel	-	-	1,338	1,338
141	FC_B40 Restr	A_B6400 Supplies	-	-	54	54
142	Grants	A_B6450 Utilities	-	-	-	-
143		A_B6500 Repairs & Maintenance	-	-	-	-
144		A_B6550 Rentals & Leases	-	-	-	-
145		A_B6575 Interest Expense	-	-	-	-
146		A_B6600 Claims & Judgements	-	-	-	-
147		A_B6650 Other Expense	-	-	-	-
148		A_B6700 Subcontracts	-	-	-	-
149		A_B6900 Depreciation & Amortization	-	-	-	-
150		A_B7000 Capital Expense	-	-	-	-
151		A_B7200 Discontinued Operations	-	-	-	-
152		A_B7500 Other Non Operating Expenses	-	-	3,515	3,515
153		A_B7600 Internal Allocations & Sales	-	-	-	-
154		A_B7700 Funding Tranfers	-	-	-	-
155		Total Expenses Expenses	-	-	27,789	27,789
156		Statement of Activities Net Result	-	-	0	0
157		A_B4000 Tuition & Educational Fees	-	-	-	-
158		A_B4100 Sales of Goods & Services	-	-	-	-
159		A_B4300 Grants & Contracts	-	-	-	-
160		A_43501 Federal Appropriations	-	-	-	-
161		A_B4400 Other Operating Revenue	-	-	-	-
162		A_B5000 Non Operating Revenues	-	-	-	-
163		A_B5100 Appropriations	-	-	-	-
164		A_B5300 Gifts	-	-	-	-
165		A_B5500 Investment Income	-	-	-	-
166		A_B5600 Other Non Operating Revenues	-	-	-	-
167		Total Revenue Revenue	-	-	-	-
168		A_B6000 Salaries, Wages & Benefits	-	-	-	-
169		A_B6200 Services & Fees	-	-	-	-
170		A_B6300 Travel	-	-	-	-
171	FC_B45 Restr	A_B6400 Supplies	-	-	-	-
172	Govt Funds	A_B6450 Utilities	-	-	-	-
173		A_B6500 Repairs & Maintenance	-	-	-	-
174		A_B6550 Rentals & Leases	-	-	-	-
175		A_B6575 Interest Expense	-	-	-	-
176		A_B6600 Claims & Judgements	-	-	-	-
177		A_B6650 Other Expense	-	-	-	-
178		A_B6700 Subcontracts	-	-	-	-
179		A_B6900 Depreciation & Amortization	-	-	-	-
180		A_B7000 Capital Expense	-	-	-	-
181		A_B7200 Discontinued Operations	-	-	-	-
182		A_B7500 Other Non Operating Expenses	-	-	-	-
183		A_B7600 Internal Allocations & Sales	-	-	-	-
184		A_B7700 Funding Tranfers	-	-	-	-
185		Total Expenses Expenses	-	-	-	-
186		Statement of Activities Net Result	-	-	-	-


	A	B	C	D	E	F	
1							
2	O_13291: Zoology & Physiology						
3	Board of Trustees Report						
4	O_13291: Zoology & Physiology						
5			FY18		FY19		
6	Fund Class - Source	Summary Level Natural Accounts	Budget	Actual through March	Budget	Variance FY18 Budget to FY19 Budget	
7	FC_105 Unrestricted Operating Class	A_B4000 Tuition & Educational Fees	(19,270)	(8,013)	-	19,270	
8		A_B4100 Sales of Goods & Services	-	-	-	-	
9		A_B4300 Grants & Contracts	-	-	-	-	
10		A_43501 Federal Appropriations	-	-	-	-	
11		A_B4400 Other Operating Revenue	-	-	-	-	
12		A_B5000 Non Operating Revenues	-	-	-	-	
13		A_B5100 Appropriations	-	-	-	-	
14		A_B5300 Gifts	-	-	-	-	
15		A_B5500 Investment Income	-	-	-	-	
16		A_B5600 Other Non Operating Revenues	-	-	-	-	
17			Total_Revenue Revenue	(19,270)	(8,013)	-	19,270
18			A_B6000 Salaries, Wages & Benefits	3,394,813	2,395,762	3,494,176	99,363
19			A_B6200 Services & Fees	11,380	2,461	1,800	(9,580)
20			A_B6300 Travel	8,000	14,043	15,000	7,000
21			A_B6400 Supplies	22,671	10,948	42,750	20,079
22			A_B6450 Utilities	-	-	-	-
23			A_B6500 Repairs & Maintenance	10,000	1,215	10,000	-
24			A_B6550 Rentals & Leases	200	317	-	(200)
25			A_B6575 Interest Expense	-	-	-	-
26			A_B6600 Claims & Judgements	-	-	-	-
27			A_B6650 Other Expense	5,700	1,521	3,000	(2,700)
28			A_B6700 Subcontracts	5,000	-	-	(5,000)
29			A_B6900 Depreciation & Amortization	-	-	-	-
30			A_B7000 Capital Expense	-	-	-	-
31			A_B7200 Discontinued Operations	-	-	-	-
32			A_B7500 Other Non Operating Expenses	-	-	-	-
33			A_B7600 Internal Allocations & Sales	(110,430)	16,324	3,730	114,160
34			A_B7700 Funding Tranfers	30,271	-	(16,624)	(46,895)
35			Total_Expenses Expenses	3,377,604	2,442,590	3,553,832	176,227
36			Statement of Activities Net Result	3,358,334	2,434,577	3,553,832	195,497
37		FC_B20 Designated Op	A_B4000 Tuition & Educational Fees	1,590	1,640	4,200	2,610
38			A_B4100 Sales of Goods & Services	-	-	-	-
39			A_B4300 Grants & Contracts	(105,696)	(701)	(105,500)	196
40			A_43501 Federal Appropriations	-	-	-	-
41			A_B4400 Other Operating Revenue	-	-	-	-
42			A_B5000 Non Operating Revenues	-	-	-	-
43	A_B5100 Appropriations		-	-	-	-	
44	A_B5300 Gifts		-	(163)	-	-	
45	A_B5500 Investment Income		-	-	-	-	
46	A_B5600 Other Non Operating Revenues		-	-	-	-	
47			Total_Revenue Revenue	(104,106)	776	(101,300)	2,806
48			A_B6000 Salaries, Wages & Benefits	30,311	14,606	83,632	53,321
49			A_B6200 Services & Fees	1,550	2,657	67,000	65,450
50			A_B6300 Travel	2,000	15,918	76,000	74,000
51			A_B6400 Supplies	4,400	21,868	153,927	149,527
52			A_B6450 Utilities	-	-	-	-
53			A_B6500 Repairs & Maintenance	-	9,469	45,000	45,000
54			A_B6550 Rentals & Leases	-	96	-	-
55			A_B6575 Interest Expense	-	-	-	-
56			A_B6600 Claims & Judgements	-	-	-	-
57			A_B6650 Other Expense	700	20	-	(700)
58			A_B6700 Subcontracts	-	7,526	-	-
59			A_B6900 Depreciation & Amortization	-	-	-	-
60			A_B7000 Capital Expense	-	-	-	-
61			A_B7200 Discontinued Operations	-	-	-	-
62			A_B7500 Other Non Operating Expenses	-	-	-	-
63			A_B7600 Internal Allocations & Sales	-	354	(60,000)	(60,000)
64			A_B7700 Funding Tranfers	65,145	-	(264,259)	(329,404)
65			Total_Expenses Expenses	104,106	72,514	101,300	(2,806)
66			Statement of Activities Net Result	-	73,290	-	-


	A	B	C	D	E	F
1						
2	O_13291: Zoology & Physiology					
3	Board of Trustees Report					
4	O_13291: Zoology & Physiology					
5				FY18	FY19	
6	Fund Class - Source	Summary Level Natural Accounts	Budget	Actual through March	Budget	Variance FY18 Budget to FY19 Budget
67		A_B4000 Tuition & Educational Fees	-	16,080	118,038	118,038
68		A_B4100 Sales of Goods & Services	-	-	-	-
69		A_B4300 Grants & Contracts	-	-	-	-
70		A_43501 Federal Appropriations	-	-	-	-
71		A_B4400 Other Operating Revenue	-	-	-	-
72		A_B5000 Non Operating Revenues	-	-	-	-
73		A_B5100 Appropriations	-	(59,736)	-	-
74		A_B5300 Gifts	-	(200,254)	(402,918)	(402,918)
75		A_B5500 Investment Income	-	-	-	-
76		A_B5600 Other Non Operating Revenues	-	-	-	-
77		Total_Revenue Revenue	-	(243,910)	(284,880)	(284,880)
78		A_B6000 Salaries, Wages & Benefits	-	147,376	152,412	152,412
79		A_B6200 Services & Fees	-	14,386	27,500	27,500
80		A_B6300 Travel	-	12,505	24,466	24,466
81	FC_B30 Restr	A_B6400 Supplies	-	12,182	53,677	53,677
82	Expendable Op	A_B6450 Utilities	-	-	-	-
83		A_B6500 Repairs & Maintenance	-	24	-	-
84		A_B6550 Rentals & Leases	-	-	-	-
85		A_B6575 Interest Expense	-	-	-	-
86		A_B6600 Claims & Judgements	-	-	-	-
87		A_B6650 Other Expense	-	2,369	1,125	1,125
88		A_B6700 Subcontracts	-	-	-	-
89		A_B6900 Depreciation & Amortization	-	-	-	-
90		A_B7000 Capital Expense	-	-	25,000	25,000
91		A_B7200 Discontinued Operations	-	-	-	-
92		A_B7500 Other Non Operating Expenses	-	-	-	-
93		A_B7600 Internal Allocations & Sales	-	5,602	700	700
94		A_B7700 Funding Tranfers	-	-	-	-
95		Total_Expenses Expenses	-	194,444	284,880	284,880
96		Statement of Activities Net Result	-	(49,466)	-	-
97		A_B4000 Tuition & Educational Fees	-	-	-	-
98		A_B4100 Sales of Goods & Services	-	-	-	-
99		A_B4300 Grants & Contracts	-	-	-	-
100		A_43501 Federal Appropriations	-	-	-	-
101		A_B4400 Other Operating Revenue	-	-	-	-
102		A_B5000 Non Operating Revenues	-	-	-	-
103		A_B5100 Appropriations	-	-	-	-
104		A_B5300 Gifts	-	-	-	-
105		A_B5500 Investment Income	-	-	-	-
106		A_B5600 Other Non Operating Revenues	-	-	-	-
107		Total_Revenue Revenue	-	-	-	-
108		A_B6000 Salaries, Wages & Benefits	-	-	-	-
109		A_B6200 Services & Fees	-	-	-	-
110		A_B6300 Travel	-	-	-	-
111	FC_B35 Restr	A_B6400 Supplies	-	-	-	-
112	Expendable Non Op	A_B6450 Utilities	-	-	-	-
113		A_B6500 Repairs & Maintenance	-	-	-	-
114		A_B6550 Rentals & Leases	-	-	-	-
115		A_B6575 Interest Expense	-	-	-	-
116		A_B6600 Claims & Judgements	-	-	-	-
117		A_B6650 Other Expense	-	-	-	-
118		A_B6700 Subcontracts	-	-	-	-
119		A_B6900 Depreciation & Amortization	-	-	-	-
120		A_B7000 Capital Expense	-	-	-	-
121		A_B7200 Discontinued Operations	-	-	-	-
122		A_B7500 Other Non Operating Expenses	-	-	-	-
123		A_B7600 Internal Allocations & Sales	-	-	-	-
124		A_B7700 Funding Tranfers	-	-	-	-
125		Total_Expenses Expenses	-	-	-	-
126		Statement of Activities Net Result	-	-	-	-


	A	B	C	D	E	F
1						
2	O_13291: Zoology & Physiology					
3	Board of Trustees Report					
4	O_13291: Zoology & Physiology					
5			FY18		FY19	
6	Fund Class - Source	Summary Level Natural Accounts	Budget	Actual through March	Budget	Variance FY18 Budget to FY19 Budget
127		A_B4000 Tuition & Educational Fees	-	-	69,131	69,131
128		A_B4100 Sales of Goods & Services	-	-	-	-
129		A_B4300 Grants & Contracts	-	(2,413,973)	(4,676,194)	(4,676,194)
130		A_43501 Federal Appropriations	-	-	-	-
131		A_B4400 Other Operating Revenue	-	-	-	-
132		A_B5000 Non Operating Revenues	-	-	-	-
133		A_B5100 Appropriations	-	-	-	-
134		A_B5300 Gifts	-	-	-	-
135		A_B5500 Investment Income	-	-	-	-
136		A_B5600 Other Non Operating Revenues	-	(346,654)	927,395	927,395
137		Total_Revenue Revenue	-	(2,760,627)	(3,679,668)	(3,679,668)
138		A_B6000 Salaries, Wages & Benefits	-	717,752	1,360,052	1,360,052
139		A_B6200 Services & Fees	-	42,249	341,716	341,716
140		A_B6300 Travel	-	86,781	146,181	146,181
141	FC_B40 Restr	A_B6400 Supplies	-	148,608	337,991	337,991
142	Grants	A_B6450 Utilities	-	190	-	-
143		A_B6500 Repairs & Maintenance	-	2,694	-	-
144		A_B6550 Rentals & Leases	-	7,418	1,189,343	1,189,343
145		A_B6575 Interest Expense	-	-	-	-
146		A_B6600 Claims & Judgements	-	-	-	-
147		A_B6650 Other Expense	-	463,457	9,535	9,535
148		A_B6700 Subcontracts	-	90,477	30,448	30,448
149		A_B6900 Depreciation & Amortization	-	-	-	-
150		A_B7000 Capital Expense	-	-	-	-
151		A_B7200 Discontinued Operations	-	-	-	-
152		A_B7500 Other Non Operating Expenses	-	-	73,061	73,061
153		A_B7600 Internal Allocations & Sales	-	-	-	-
154		A_B7700 Funding Tranfers	-	-	-	-
155		Total_Expenses Expenses	-	1,559,626	3,488,326	3,488,326
156		Statement of Activities Net Result	-	(1,201,001)	(191,341)	(191,341)
157		A_B4000 Tuition & Educational Fees	-	-	-	-
158		A_B4100 Sales of Goods & Services	-	-	-	-
159		A_B4300 Grants & Contracts	-	-	-	-
160		A_43501 Federal Appropriations	-	-	-	-
161		A_B4400 Other Operating Revenue	-	-	-	-
162		A_B5000 Non Operating Revenues	-	-	-	-
163		A_B5100 Appropriations	-	-	-	-
164		A_B5300 Gifts	-	-	-	-
165		A_B5500 Investment Income	-	-	-	-
166		A_B5600 Other Non Operating Revenues	-	-	-	-
167		Total_Revenue Revenue	-	-	-	-
168		A_B6000 Salaries, Wages & Benefits	-	-	-	-
169		A_B6200 Services & Fees	-	-	-	-
170		A_B6300 Travel	-	-	-	-
171	FC_B45 Restr	A_B6400 Supplies	-	-	-	-
172	Govt Funds	A_B6450 Utilities	-	-	-	-
173		A_B6500 Repairs & Maintenance	-	-	-	-
174		A_B6550 Rentals & Leases	-	-	-	-
175		A_B6575 Interest Expense	-	-	-	-
176		A_B6600 Claims & Judgements	-	-	-	-
177		A_B6650 Other Expense	-	-	-	-
178		A_B6700 Subcontracts	-	-	-	-
179		A_B6900 Depreciation & Amortization	-	-	-	-
180		A_B7000 Capital Expense	-	-	-	-
181		A_B7200 Discontinued Operations	-	-	-	-
182		A_B7500 Other Non Operating Expenses	-	-	-	-
183		A_B7600 Internal Allocations & Sales	-	-	-	-
184		A_B7700 Funding Tranfers	-	-	-	-
185		Total_Expenses Expenses	-	-	-	-
186		Statement of Activities Net Result	-	-	-	-


	A	B	C	D	E	F	
1							
2	O_13292: Neuroscience						
3	Board of Trustees Report						
4	O_13292: Neuroscience						
5			FY18		FY19		
6	Fund Class - Source	Summary Level Natural Accounts	Budget	Actual through March	Budget	Variance FY18 Budget to FY19 Budget	
7	FC_105 Unrestricted Operating Class	A_B4000 Tuition & Educational Fees	-	-	-	-	
8		A_B4100 Sales of Goods & Services	-	-	-	-	
9		A_B4300 Grants & Contracts	-	-	-	-	
10		A_43501 Federal Appropriations	-	-	-	-	
11		A_B4400 Other Operating Revenue	-	-	-	-	
12		A_B5000 Non Operating Revenues	-	-	-	-	
13		A_B5100 Appropriations	-	-	-	-	
14		A_B5300 Gifts	-	-	-	-	
15		A_B5500 Investment Income	-	-	-	-	
16		A_B5600 Other Non Operating Revenues	(3,000)	-	-	3,000	
17		Total_Revenue Revenue	(3,000)	-	-	3,000	
18		A_B6000 Salaries, Wages & Benefits	54,635	90,973	52,319	(2,316)	
19		A_B6200 Services & Fees	3,200	2,676	-	(3,200)	
20		A_B6300 Travel	14,800	17,481	-	(14,800)	
21		A_B6400 Supplies	12,850	7,698	-	(12,850)	
22		A_B6450 Utilities	-	-	-	-	
23		A_B6500 Repairs & Maintenance	-	6,210	-	-	
24		A_B6550 Rentals & Leases	-	-	-	-	
25		A_B6575 Interest Expense	-	-	-	-	
26		A_B6600 Claims & Judgements	-	-	-	-	
27		A_B6650 Other Expense	800	1,525	-	(800)	
28		A_B6700 Subcontracts	-	-	-	-	
29		A_B6900 Depreciation & Amortization	-	-	-	-	
30		A_B7000 Capital Expense	-	-	-	-	
31		A_B7200 Discontinued Operations	-	-	-	-	
32		A_B7500 Other Non Operating Expenses	-	-	-	-	
33		A_B7600 Internal Allocations & Sales	(50,355)	1,212	(50,355)	-	
34		A_B7700 Funding Tranfers	(13,250)	-	-	13,250	
35		Total_Expenses Expenses	22,680	127,775	1,964	(20,716)	
36		Statement of Activities Net Result	19,680	127,775	1,964	(17,716)	
37		FC_B20 Designated Op	A_B4000 Tuition & Educational Fees	-	-	-	-
38			A_B4100 Sales of Goods & Services	-	-	-	-
39			A_B4300 Grants & Contracts	(5,305)	-	-	5,305
40			A_43501 Federal Appropriations	-	-	-	-
41			A_B4400 Other Operating Revenue	-	-	-	-
42			A_B5000 Non Operating Revenues	-	-	-	-
43	A_B5100 Appropriations		-	-	-	-	
44	A_B5300 Gifts		-	-	-	-	
45	A_B5500 Investment Income		-	-	-	-	
46	A_B5600 Other Non Operating Revenues		-	(83)	-	-	
47	Total_Revenue Revenue		(5,305)	(83)	-	5,305	
48	A_B6000 Salaries, Wages & Benefits		307,341	145,444	205,554	(101,787)	
49	A_B6200 Services & Fees		800	-	-	(800)	
50	A_B6300 Travel		2,200	901	2,200	-	
51	A_B6400 Supplies		121,367	5,564	122,400	1,033	
52	A_B6450 Utilities		-	-	-	-	
53	A_B6500 Repairs & Maintenance		-	531	41,000	41,000	
54	A_B6550 Rentals & Leases		-	98	-	-	
55	A_B6575 Interest Expense		-	-	-	-	
56	A_B6600 Claims & Judgements		-	-	-	-	
57	A_B6650 Other Expense		-	-	-	-	
58	A_B6700 Subcontracts		-	-	-	-	
59	A_B6900 Depreciation & Amortization		-	-	-	-	
60	A_B7000 Capital Expense		-	-	50,000	50,000	
61	A_B7200 Discontinued Operations		-	-	-	-	
62	A_B7500 Other Non Operating Expenses		-	-	-	-	
63	A_B7600 Internal Allocations & Sales		-	(2,060)	(49,200)	(49,200)	
64	A_B7700 Funding Tranfers		(426,402)	-	(382,815)	43,587	
65	Total_Expenses Expenses		5,305	150,478	(10,861)	(16,167)	
66	Statement of Activities Net Result		-	150,396	(10,861)	(10,861)	


	A	B	C	D	E	F
1						
2	O_13292: Neuroscience					
3	Board of Trustees Report					
4	O_13292: Neuroscience					
5			FY18		FY19	
6	Fund Class - Source	Summary Level Natural Accounts	Budget	Actual through March	Budget	Variance FY18 Budget to FY19 Budget
67		A_B4000 Tuition & Educational Fees	-	-	-	-
68		A_B4100 Sales of Goods & Services	-	-	-	-
69		A_B4300 Grants & Contracts	-	-	-	-
70		A_43501 Federal Appropriations	-	-	-	-
71		A_B4400 Other Operating Revenue	-	-	-	-
72		A_B5000 Non Operating Revenues	-	-	-	-
73		A_B5100 Appropriations	-	-	-	-
74		A_B5300 Gifts	-	-	(1,134)	(1,134)
75		A_B5500 Investment Income	-	-	-	-
76		A_B5600 Other Non Operating Revenues	-	-	-	-
77		Total Revenue Revenue	-	-	(1,134)	(1,134)
78		A_B6000 Salaries, Wages & Benefits	-	-	-	-
79		A_B6200 Services & Fees	-	-	-	-
80		A_B6300 Travel	-	-	1,134	1,134
81	FC_B30 Restr	A_B6400 Supplies	-	-	-	-
82	Expendable Op	A_B6450 Utilities	-	-	-	-
83		A_B6500 Repairs & Maintenance	-	-	-	-
84		A_B6550 Rentals & Leases	-	-	-	-
85		A_B6575 Interest Expense	-	-	-	-
86		A_B6600 Claims & Judgements	-	-	-	-
87		A_B6650 Other Expense	-	-	-	-
88		A_B6700 Subcontracts	-	-	-	-
89		A_B6900 Depreciation & Amortization	-	-	-	-
90		A_B7000 Capital Expense	-	-	-	-
91		A_B7200 Discontinued Operations	-	-	-	-
92		A_B7500 Other Non Operating Expenses	-	-	-	-
93		A_B7600 Internal Allocations & Sales	-	-	-	-
94		A_B7700 Funding Tranfers	-	-	-	-
95		Total Expenses Expenses	-	-	1,134	1,134
96		Statement of Activities Net Result	-	-	-	-
97		A_B4000 Tuition & Educational Fees	-	-	-	-
98		A_B4100 Sales of Goods & Services	-	-	-	-
99		A_B4300 Grants & Contracts	-	-	-	-
100		A_43501 Federal Appropriations	-	-	-	-
101		A_B4400 Other Operating Revenue	-	-	-	-
102		A_B5000 Non Operating Revenues	-	-	-	-
103		A_B5100 Appropriations	-	-	-	-
104		A_B5300 Gifts	-	-	-	-
105		A_B5500 Investment Income	-	-	-	-
106		A_B5600 Other Non Operating Revenues	-	-	-	-
107		Total Revenue Revenue	-	-	-	-
108		A_B6000 Salaries, Wages & Benefits	-	-	-	-
109		A_B6200 Services & Fees	-	-	-	-
110		A_B6300 Travel	-	-	-	-
111	FC_B35 Restr	A_B6400 Supplies	-	-	-	-
112	Expendable Non Op	A_B6450 Utilities	-	-	-	-
113		A_B6500 Repairs & Maintenance	-	-	-	-
114		A_B6550 Rentals & Leases	-	-	-	-
115		A_B6575 Interest Expense	-	-	-	-
116		A_B6600 Claims & Judgements	-	-	-	-
117		A_B6650 Other Expense	-	-	-	-
118		A_B6700 Subcontracts	-	-	-	-
119		A_B6900 Depreciation & Amortization	-	-	-	-
120		A_B7000 Capital Expense	-	-	-	-
121		A_B7200 Discontinued Operations	-	-	-	-
122		A_B7500 Other Non Operating Expenses	-	-	-	-
123		A_B7600 Internal Allocations & Sales	-	-	-	-
124		A_B7700 Funding Tranfers	-	-	-	-
125		Total Expenses Expenses	-	-	-	-
126		Statement of Activities Net Result	-	-	-	-


	A	B	C	D	E	F
1						
2	O_13292: Neuroscience					
3	Board of Trustees Report					
4	O_13292: Neuroscience					
5					FY18	FY19
6	Fund Class - Source	Summary Level Natural Accounts	Budget	Actual through March	Budget	Variance FY18 Budget to FY19 Budget
127		A_B4000 Tuition & Educational Fees	-	-	6,598	6,598
128		A_B4100 Sales of Goods & Services	-	-	-	-
129		A_B4300 Grants & Contracts	-	(13,199)	(329,903)	(329,903)
130		A_43501 Federal Appropriations	-	-	-	-
131		A_B4400 Other Operating Revenue	-	-	-	-
132		A_B5000 Non Operating Revenues	-	-	-	-
133		A_B5100 Appropriations	-	-	-	-
134		A_B5300 Gifts	-	-	-	-
135		A_B5500 Investment Income	-	-	-	-
136		A_B5600 Other Non Operating Revenues	-	-	49,485	49,485
137		Total_Revenue Revenue	-	(13,199)	(273,819)	(273,819)
138		A_B6000 Salaries, Wages & Benefits	-	-	29,691	29,691
139		A_B6200 Services & Fees	-	-	23,093	23,093
140		A_B6300 Travel	-	-	13,196	13,196
141	FC_B40 Restr	A_B6400 Supplies	-	-	32,990	32,990
142	Grants	A_B6450 Utilities	-	-	-	-
143		A_B6500 Repairs & Maintenance	-	-	-	-
144		A_B6550 Rentals & Leases	-	-	23,093	23,093
145		A_B6575 Interest Expense	-	-	-	-
146		A_B6600 Claims & Judgements	-	-	-	-
147		A_B6650 Other Expense	-	-	-	-
148		A_B6700 Subcontracts	-	-	-	-
149		A_B6900 Depreciation & Amortization	-	-	-	-
150		A_B7000 Capital Expense	-	-	-	-
151		A_B7200 Discontinued Operations	-	-	-	-
152		A_B7500 Other Non Operating Expenses	-	-	-	-
153		A_B7600 Internal Allocations & Sales	-	-	-	-
154		A_B7700 Funding Tranfers	-	-	-	-
155		Total_Expenses Expenses	-	-	122,064	122,064
156		Statement of Activities Net Result	-	(13,199)	(151,755)	(151,755)
157		A_B4000 Tuition & Educational Fees	-	-	-	-
158		A_B4100 Sales of Goods & Services	-	-	-	-
159		A_B4300 Grants & Contracts	-	-	-	-
160		A_43501 Federal Appropriations	-	-	-	-
161		A_B4400 Other Operating Revenue	-	-	-	-
162		A_B5000 Non Operating Revenues	-	-	-	-
163		A_B5100 Appropriations	-	-	-	-
164		A_B5300 Gifts	-	-	-	-
165		A_B5500 Investment Income	-	-	-	-
166		A_B5600 Other Non Operating Revenues	-	-	-	-
167		Total_Revenue Revenue	-	-	-	-
168		A_B6000 Salaries, Wages & Benefits	-	-	-	-
169		A_B6200 Services & Fees	-	-	-	-
170		A_B6300 Travel	-	-	-	-
171	FC_B45 Restr	A_B6400 Supplies	-	-	-	-
172	Govt Funds	A_B6450 Utilities	-	-	-	-
173		A_B6500 Repairs & Maintenance	-	-	-	-
174		A_B6550 Rentals & Leases	-	-	-	-
175		A_B6575 Interest Expense	-	-	-	-
176		A_B6600 Claims & Judgements	-	-	-	-
177		A_B6650 Other Expense	-	-	-	-
178		A_B6700 Subcontracts	-	-	-	-
179		A_B6900 Depreciation & Amortization	-	-	-	-
180		A_B7000 Capital Expense	-	-	-	-
181		A_B7200 Discontinued Operations	-	-	-	-
182		A_B7500 Other Non Operating Expenses	-	-	-	-
183		A_B7600 Internal Allocations & Sales	-	-	-	-
184		A_B7700 Funding Tranfers	-	-	-	-
185		Total_Expenses Expenses	-	-	-	-
186		Statement of Activities Net Result	-	-	-	-


	A	B	C	D	E	F	
1							
2	O_13403: Wyoming Coop Unit						
3	Board of Trustees Report						
4	O_13403: Wyoming Coop Unit						
5			FY18		FY19		
6	Fund Class - Source	Summary Level Natural Accounts	Budget	Actual through March	Budget	Variance FY18 Budget to FY19 Budget	
7	FC_105 Unrestricted Operating Class	A_B4000 Tuition & Educational Fees	-	-	-	-	
8		A_B4100 Sales of Goods & Services	(120,000)	-	-	120,000	
9		A_B4300 Grants & Contracts	-	-	-	-	
10		A_43501 Federal Appropriations	-	-	-	-	
11		A_B4400 Other Operating Revenue	-	(509)	-	-	
12		A_B5000 Non Operating Revenues	-	-	-	-	
13		A_B5100 Appropriations	-	-	-	-	
14		A_B5300 Gifts	-	-	-	-	
15		A_B5500 Investment Income	-	-	-	-	
16		A_B5600 Other Non Operating Revenues	-	-	-	-	
17			Total_Revenue Revenue	(120,000)	(509)	-	120,000
18			A_B6000 Salaries, Wages & Benefits	7,220	5,611	-	(7,220)
19			A_B6200 Services & Fees	9,600	441	-	(9,600)
20			A_B6300 Travel	-	23	-	-
21			A_B6400 Supplies	5,410	645	-	(5,410)
22			A_B6450 Utilities	-	-	-	-
23			A_B6500 Repairs & Maintenance	-	915	-	-
24			A_B6550 Rentals & Leases	-	-	-	-
25			A_B6575 Interest Expense	-	-	-	-
26			A_B6600 Claims & Judgements	-	-	-	-
27			A_B6650 Other Expense	-	19,065	-	-
28			A_B6700 Subcontracts	-	-	-	-
29			A_B6900 Depreciation & Amortization	-	-	-	-
30			A_B7000 Capital Expense	-	-	-	-
31			A_B7200 Discontinued Operations	-	-	-	-
32			A_B7500 Other Non Operating Expenses	-	-	-	-
33			A_B7600 Internal Allocations & Sales	-	(133,002)	-	-
34			A_B7700 Funding Tranfers	97,770	-	-	(97,770)
35			Total_Expenses Expenses	120,000	(106,302)	-	(120,000)
36			Statement of Activities Net Result	-	(106,810)	-	-
37		FC_B20 Designated Op	A_B4000 Tuition & Educational Fees	-	-	-	-
38			A_B4100 Sales of Goods & Services	-	-	-	-
39			A_B4300 Grants & Contracts	-	-	-	-
40			A_43501 Federal Appropriations	-	-	-	-
41			A_B4400 Other Operating Revenue	-	(1,800)	-	-
42			A_B5000 Non Operating Revenues	-	-	-	-
43	A_B5100 Appropriations		-	-	-	-	
44	A_B5300 Gifts		(19,500)	-	-	19,500	
45	A_B5500 Investment Income		-	-	-	-	
46	A_B5600 Other Non Operating Revenues		-	-	-	-	
47			Total_Revenue Revenue	(19,500)	(1,800)	-	19,500
48			A_B6000 Salaries, Wages & Benefits	600	3,210	7,481	6,881
49			A_B6200 Services & Fees	10,114	5,705	500	(9,614)
50			A_B6300 Travel	1,850	632	-	(1,850)
51			A_B6400 Supplies	3,500	3,552	2,519	(981)
52			A_B6450 Utilities	-	-	-	-
53			A_B6500 Repairs & Maintenance	-	425	1,500	1,500
54			A_B6550 Rentals & Leases	150	-	-	(150)
55			A_B6575 Interest Expense	-	-	-	-
56			A_B6600 Claims & Judgements	-	-	-	-
57			A_B6650 Other Expense	3,286	95	25,000	21,714
58			A_B6700 Subcontracts	-	-	-	-
59			A_B6900 Depreciation & Amortization	-	-	-	-
60			A_B7000 Capital Expense	-	-	57,500	57,500
61			A_B7200 Discontinued Operations	-	-	-	-
62			A_B7500 Other Non Operating Expenses	-	-	-	-
63			A_B7600 Internal Allocations & Sales	-	86	(257,000)	(257,000)
64			A_B7700 Funding Tranfers	-	-	25,000	25,000
65			Total_Expenses Expenses	19,500	13,704	(137,500)	(157,000)
66			Statement of Activities Net Result	-	11,904	(137,500)	(137,500)


	A	B	C	D	E	F
1						
2	O_13403: Wyoming Coop Unit					
3	Board of Trustees Report					
4	O_13403: Wyoming Coop Unit					
5				FY18	FY19	
6	Fund Class - Source	Summary Level Natural Accounts	Budget	Actual through March	Budget	Variance FY18 Budget to FY19 Budget
67		A_B4000 Tuition & Educational Fees	-	1,085	-	-
68		A_B4100 Sales of Goods & Services	-	-	-	-
69		A_B4300 Grants & Contracts	-	-	-	-
70		A_43501 Federal Appropriations	-	-	-	-
71		A_B4400 Other Operating Revenue	-	-	-	-
72		A_B5000 Non Operating Revenues	-	-	-	-
73		A_B5100 Appropriations	-	-	-	-
74		A_B5300 Gifts	-	(250,481)	(264,875)	(264,875)
75		A_B5500 Investment Income	-	-	-	-
76		A_B5600 Other Non Operating Revenues	-	-	-	-
77		Total_Revenue Revenue	-	(249,396)	(264,875)	(264,875)
78		A_B6000 Salaries, Wages & Benefits	-	127,152	263,312	263,312
79		A_B6200 Services & Fees	-	122,036	-	-
80		A_B6300 Travel	-	12,930	1,563	1,563
81	FC_B30 Restr	A_B6400 Supplies	-	80,140	-	-
82	Expendable Op	A_B6450 Utilities	-	-	-	-
83		A_B6500 Repairs & Maintenance	-	13	-	-
84		A_B6550 Rentals & Leases	-	800	-	-
85		A_B6575 Interest Expense	-	-	-	-
86		A_B6600 Claims & Judgements	-	-	-	-
87		A_B6650 Other Expense	-	5,376	-	-
88		A_B6700 Subcontracts	-	-	-	-
89		A_B6900 Depreciation & Amortization	-	-	-	-
90		A_B7000 Capital Expense	-	2,563	-	-
91		A_B7200 Discontinued Operations	-	-	-	-
92		A_B7500 Other Non Operating Expenses	-	-	-	-
93		A_B7600 Internal Allocations & Sales	-	10,359	-	-
94		A_B7700 Funding Tranfers	-	-	-	-
95		Total_Expenses Expenses	-	361,368	264,875	264,875
96		Statement of Activities Net Result	-	111,972	-	-
97		A_B4000 Tuition & Educational Fees	-	-	-	-
98		A_B4100 Sales of Goods & Services	-	-	-	-
99		A_B4300 Grants & Contracts	-	-	-	-
100		A_43501 Federal Appropriations	-	-	-	-
101		A_B4400 Other Operating Revenue	-	-	-	-
102		A_B5000 Non Operating Revenues	-	-	-	-
103		A_B5100 Appropriations	-	-	-	-
104		A_B5300 Gifts	-	-	-	-
105		A_B5500 Investment Income	-	-	-	-
106		A_B5600 Other Non Operating Revenues	-	-	-	-
107		Total_Revenue Revenue	-	-	-	-
108		A_B6000 Salaries, Wages & Benefits	-	-	-	-
109		A_B6200 Services & Fees	-	-	-	-
110		A_B6300 Travel	-	-	-	-
111	FC_B35 Restr	A_B6400 Supplies	-	-	-	-
112	Expendable	A_B6450 Utilities	-	-	-	-
113	Non Op	A_B6500 Repairs & Maintenance	-	-	-	-
114		A_B6550 Rentals & Leases	-	-	-	-
115		A_B6575 Interest Expense	-	-	-	-
116		A_B6600 Claims & Judgements	-	-	-	-
117		A_B6650 Other Expense	-	-	-	-
118		A_B6700 Subcontracts	-	-	-	-
119		A_B6900 Depreciation & Amortization	-	-	-	-
120		A_B7000 Capital Expense	-	-	-	-
121		A_B7200 Discontinued Operations	-	-	-	-
122		A_B7500 Other Non Operating Expenses	-	-	-	-
123		A_B7600 Internal Allocations & Sales	-	-	-	-
124		A_B7700 Funding Tranfers	-	-	-	-
125		Total_Expenses Expenses	-	-	-	-
126		Statement of Activities Net Result	-	-	-	-


	A	B	C	D	E	F	
1							
2	O_13403: Wyoming Coop Unit						
3	Board of Trustees Report						
4	O_13403: Wyoming Coop Unit						
5			FY18		FY19		
6	Fund Class - Source	Summary Level Natural Accounts	Budget	Actual through March	Budget	Variance FY18 Budget to FY19 Budget	
127	FC_B40 Restr Grants	A_B4000 Tuition & Educational Fees	-	-	75,340	75,340	
128		A_B4100 Sales of Goods & Services	-	-	-	-	
129		A_B4300 Grants & Contracts	-	(1,714,437)	(2,815,916)	(2,815,916)	
130		A_43501 Federal Appropriations	-	-	-	-	
131		A_B4400 Other Operating Revenue	-	-	-	-	
132		A_B5000 Non Operating Revenues	-	-	-	-	
133		A_B5100 Appropriations	-	-	-	-	
134		A_B5300 Gifts	-	-	-	-	
135		A_B5500 Investment Income	-	-	-	-	
136		A_B5600 Other Non Operating Revenues	-	(42,441)	309,417	309,417	
137			Total_Revenue Revenue	-	(1,756,878)	(2,431,159)	(2,431,159)
138			A_B6000 Salaries, Wages & Benefits	-	546,493	725,300	725,300
139			A_B6200 Services & Fees	-	289,164	391,713	391,713
140			A_B6300 Travel	-	159,085	250,788	250,788
141			A_B6400 Supplies	-	234,301	471,300	471,300
142			A_B6450 Utilities	-	-	-	-
143			A_B6500 Repairs & Maintenance	-	1,061	-	-
144			A_B6550 Rentals & Leases	-	24,350	140,952	140,952
145			A_B6575 Interest Expense	-	-	-	-
146			A_B6600 Claims & Judgements	-	-	-	-
147			A_B6650 Other Expense	-	155,847	11,870	11,870
148			A_B6700 Subcontracts	-	13,299	67,438	67,438
149			A_B6900 Depreciation & Amortization	-	-	-	-
150			A_B7000 Capital Expense	-	1,637	-	-
151			A_B7200 Discontinued Operations	-	-	-	-
152			A_B7500 Other Non Operating Expenses	-	-	111,584	111,584
153			A_B7600 Internal Allocations & Sales	-	-	-	-
154			A_B7700 Funding Tranfers	-	-	-	-
155			Total_Expenses Expenses	-	1,425,236	2,170,946	2,170,946
156			Statement of Activities Net Result	-	(331,642)	(260,213)	(260,213)
157		FC_B45 Restr Govt Funds	A_B4000 Tuition & Educational Fees	-	-	-	-
158			A_B4100 Sales of Goods & Services	-	-	-	-
159			A_B4300 Grants & Contracts	-	-	-	-
160	A_43501 Federal Appropriations		-	-	-	-	
161	A_B4400 Other Operating Revenue		-	-	-	-	
162	A_B5000 Non Operating Revenues		-	-	-	-	
163	A_B5100 Appropriations		-	-	-	-	
164	A_B5300 Gifts		-	-	-	-	
165	A_B5500 Investment Income		-	-	-	-	
166	A_B5600 Other Non Operating Revenues		-	-	-	-	
167			Total_Revenue Revenue	-	-	-	-
168			A_B6000 Salaries, Wages & Benefits	-	-	-	-
169			A_B6200 Services & Fees	-	-	-	-
170			A_B6300 Travel	-	-	-	-
171			A_B6400 Supplies	-	-	-	-
172			A_B6450 Utilities	-	-	-	-
173			A_B6500 Repairs & Maintenance	-	-	-	-
174			A_B6550 Rentals & Leases	-	-	-	-
175			A_B6575 Interest Expense	-	-	-	-
176			A_B6600 Claims & Judgements	-	-	-	-
177			A_B6650 Other Expense	-	-	-	-
178			A_B6700 Subcontracts	-	-	-	-
179			A_B6900 Depreciation & Amortization	-	-	-	-
180			A_B7000 Capital Expense	-	-	-	-
181			A_B7200 Discontinued Operations	-	-	-	-
182			A_B7500 Other Non Operating Expenses	-	-	-	-
183			A_B7600 Internal Allocations & Sales	-	-	-	-
184			A_B7700 Funding Tranfers	-	-	-	-
185			Total_Expenses Expenses	-	-	-	-
186			Statement of Activities Net Result	-	-	-	-


	A	B	C	D	E	F	
1							
2	O_13404: Fine Arts Outreach						
3	Board of Trustees Report						
4	O_13404: Fine Arts Outreach						
5			FY18		FY19		
6	Fund Class - Source	Summary Level Natural Accounts	Budget	Actual through March	Budget	Variance FY18 Budget to FY19 Budget	
7	FC_105 Unrestricted Operating Class	A_B4000 Tuition & Educational Fees	10,000	3,695	10,000	-	
8		A_B4100 Sales of Goods & Services	(55,000)	(208,884)	(300,000)	(245,000)	
9		A_B4300 Grants & Contracts	-	-	-	-	
10		A_43501 Federal Appropriations	-	-	-	-	
11		A_B4400 Other Operating Revenue	(120,000)	-	-	120,000	
12		A_B5000 Non Operating Revenues	-	-	-	-	
13		A_B5100 Appropriations	-	-	-	-	
14		A_B5300 Gifts	-	(9,077)	-	-	
15		A_B5500 Investment Income	-	-	-	-	
16		A_B5600 Other Non Operating Revenues	(337,009)	-	(60,000)	277,009	
17		Total_Revenue Revenue	(502,009)	(214,265)	(350,000)	152,009	
18		A_B6000 Salaries, Wages & Benefits	165,968	111,947	146,591	(19,377)	
19		A_B6200 Services & Fees	379,500	92,416	110,000	(269,500)	
20		A_B6300 Travel	53,090	14,437	54,500	1,410	
21		A_B6400 Supplies	8,525	12,480	3,500	(5,025)	
22		A_B6450 Utilities	-	-	-	-	
23		A_B6500 Repairs & Maintenance	-	-	-	-	
24		A_B6550 Rentals & Leases	-	-	-	-	
25		A_B6575 Interest Expense	-	-	-	-	
26		A_B6600 Claims & Judgements	-	-	-	-	
27		A_B6650 Other Expense	1,000	19,490	9,700	8,700	
28		A_B6700 Subcontracts	-	-	-	-	
29		A_B6900 Depreciation & Amortization	-	-	-	-	
30		A_B7000 Capital Expense	-	-	-	-	
31		A_B7200 Discontinued Operations	-	-	-	-	
32		A_B7500 Other Non Operating Expenses	400	-	-	(400)	
33		A_B7600 Internal Allocations & Sales	(10,000)	236,414	123,100	133,100	
34		A_B7700 Funding Tranfers	2,000	-	-	(2,000)	
35		Total_Expenses Expenses	600,483	487,183	447,391	(153,092)	
36		Statement of Activities Net Result	98,475	272,918	97,391	(1,084)	
37		FC_B20 Designated Op	A_B4000 Tuition & Educational Fees	-	-	-	-
38			A_B4100 Sales of Goods & Services	-	-	-	-
39			A_B4300 Grants & Contracts	-	-	-	-
40			A_43501 Federal Appropriations	-	-	-	-
41			A_B4400 Other Operating Revenue	-	-	-	-
42			A_B5000 Non Operating Revenues	-	-	-	-
43	A_B5100 Appropriations		-	-	-	-	
44	A_B5300 Gifts		-	-	-	-	
45	A_B5500 Investment Income		-	-	-	-	
46	A_B5600 Other Non Operating Revenues		-	-	-	-	
47	Total_Revenue Revenue		-	-	-	-	
48	A_B6000 Salaries, Wages & Benefits		-	-	-	-	
49	A_B6200 Services & Fees		-	-	-	-	
50	A_B6300 Travel		-	-	-	-	
51	A_B6400 Supplies		-	-	-	-	
52	A_B6450 Utilities		-	-	-	-	
53	A_B6500 Repairs & Maintenance		-	-	-	-	
54	A_B6550 Rentals & Leases		-	-	-	-	
55	A_B6575 Interest Expense		-	-	-	-	
56	A_B6600 Claims & Judgements		-	-	-	-	
57	A_B6650 Other Expense		-	-	-	-	
58	A_B6700 Subcontracts		-	-	-	-	
59	A_B6900 Depreciation & Amortization		-	-	-	-	
60	A_B7000 Capital Expense		-	-	-	-	
61	A_B7200 Discontinued Operations		-	-	-	-	
62	A_B7500 Other Non Operating Expenses		-	-	-	-	
63	A_B7600 Internal Allocations & Sales		-	-	-	-	
64	A_B7700 Funding Tranfers		-	-	-	-	
65	Total_Expenses Expenses		-	-	-	-	
66	Statement of Activities Net Result		-	-	-	-	


	A	B	C	D	E	F
1						
2	O_13404: Fine Arts Outreach					
3	Board of Trustees Report					
4	O_13404: Fine Arts Outreach					
5				FY18	FY19	
6	Fund Class - Source	Summary Level Natural Accounts	Budget	Actual through March	Budget	Variance FY18 Budget to FY19 Budget
67		A_B4000 Tuition & Educational Fees	-	-	-	-
68		A_B4100 Sales of Goods & Services	-	-	-	-
69		A_B4300 Grants & Contracts	-	-	-	-
70		A_43501 Federal Appropriations	-	-	-	-
71		A_B4400 Other Operating Revenue	-	-	-	-
72		A_B5000 Non Operating Revenues	-	-	-	-
73		A_B5100 Appropriations	-	-	-	-
74		A_B5300 Gifts	-	(2,319)	(38,333)	(38,333)
75		A_B5500 Investment Income	-	-	-	-
76		A_B5600 Other Non Operating Revenues	-	-	-	-
77		Total_Revenue Revenue	-	(2,319)	(38,333)	(38,333)
78		A_B6000 Salaries, Wages & Benefits	-	-	-	-
79		A_B6200 Services & Fees	-	1,500	38,333	38,333
80		A_B6300 Travel	-	-	-	-
81	FC_B30 Restr	A_B6400 Supplies	-	819	-	-
82	Expendable Op	A_B6450 Utilities	-	-	-	-
83		A_B6500 Repairs & Maintenance	-	-	-	-
84		A_B6550 Rentals & Leases	-	-	-	-
85		A_B6575 Interest Expense	-	-	-	-
86		A_B6600 Claims & Judgements	-	-	-	-
87		A_B6650 Other Expense	-	-	-	-
88		A_B6700 Subcontracts	-	-	-	-
89		A_B6900 Depreciation & Amortization	-	-	-	-
90		A_B7000 Capital Expense	-	-	-	-
91		A_B7200 Discontinued Operations	-	-	-	-
92		A_B7500 Other Non Operating Expenses	-	-	-	-
93		A_B7600 Internal Allocations & Sales	-	-	-	-
94		A_B7700 Funding Tranfers	-	-	-	-
95		Total_Expenses Expenses	-	2,319	38,333	38,333
96		Statement of Activities Net Result	-	-	-	-
97		A_B4000 Tuition & Educational Fees	-	-	-	-
98		A_B4100 Sales of Goods & Services	-	-	-	-
99		A_B4300 Grants & Contracts	-	-	-	-
100		A_43501 Federal Appropriations	-	-	-	-
101		A_B4400 Other Operating Revenue	-	-	-	-
102		A_B5000 Non Operating Revenues	-	-	-	-
103		A_B5100 Appropriations	-	-	-	-
104		A_B5300 Gifts	-	-	-	-
105		A_B5500 Investment Income	-	-	-	-
106		A_B5600 Other Non Operating Revenues	-	-	-	-
107		Total_Revenue Revenue	-	-	-	-
108		A_B6000 Salaries, Wages & Benefits	-	-	-	-
109		A_B6200 Services & Fees	-	-	-	-
110		A_B6300 Travel	-	-	-	-
111	FC_B35 Restr	A_B6400 Supplies	-	-	-	-
112	Expendable	A_B6450 Utilities	-	-	-	-
113	Non Op	A_B6500 Repairs & Maintenance	-	-	-	-
114		A_B6550 Rentals & Leases	-	-	-	-
115		A_B6575 Interest Expense	-	-	-	-
116		A_B6600 Claims & Judgements	-	-	-	-
117		A_B6650 Other Expense	-	-	-	-
118		A_B6700 Subcontracts	-	-	-	-
119		A_B6900 Depreciation & Amortization	-	-	-	-
120		A_B7000 Capital Expense	-	-	-	-
121		A_B7200 Discontinued Operations	-	-	-	-
122		A_B7500 Other Non Operating Expenses	-	-	-	-
123		A_B7600 Internal Allocations & Sales	-	-	-	-
124		A_B7700 Funding Tranfers	-	-	-	-
125		Total_Expenses Expenses	-	-	-	-
126		Statement of Activities Net Result	-	-	-	-


	A	B	C	D	E	F
1						
2	O_13404: Fine Arts Outreach					
3	Board of Trustees Report					
4	O_13404: Fine Arts Outreach					
5			FY18		FY19	
6	Fund Class - Source	Summary Level Natural Accounts	Budget	Actual through March	Budget	Variance FY18 Budget to FY19 Budget
127		A_B4000 Tuition & Educational Fees	-	-	264	264
128		A_B4100 Sales of Goods & Services	-	-	-	-
129		A_B4300 Grants & Contracts	-	-	(20,306)	(20,306)
130		A_43501 Federal Appropriations	-	-	-	-
131		A_B4400 Other Operating Revenue	-	-	-	-
132		A_B5000 Non Operating Revenues	-	-	-	-
133		A_B5100 Appropriations	-	-	-	-
134		A_B5300 Gifts	-	-	-	-
135		A_B5500 Investment Income	-	-	-	-
136		A_B5600 Other Non Operating Revenues	-	-	1,983	1,983
137		Total_Revenue Revenue	-	-	(18,058)	(18,058)
138		A_B6000 Salaries, Wages & Benefits	-	-	1,190	1,190
139		A_B6200 Services & Fees	-	-	8,009	8,009
140		A_B6300 Travel	-	-	529	529
141	FC_B40 Restr	A_B6400 Supplies	-	-	1,322	1,322
142	Grants	A_B6450 Utilities	-	-	-	-
143		A_B6500 Repairs & Maintenance	-	-	-	-
144		A_B6550 Rentals & Leases	-	-	926	926
145		A_B6575 Interest Expense	-	-	-	-
146		A_B6600 Claims & Judgements	-	-	-	-
147		A_B6650 Other Expense	-	-	-	-
148		A_B6700 Subcontracts	-	-	-	-
149		A_B6900 Depreciation & Amortization	-	-	-	-
150		A_B7000 Capital Expense	-	-	-	-
151		A_B7200 Discontinued Operations	-	-	-	-
152		A_B7500 Other Non Operating Expenses	-	-	-	-
153		A_B7600 Internal Allocations & Sales	-	-	-	-
154		A_B7700 Funding Tranfers	-	-	-	-
155		Total_Expenses Expenses	-	-	11,976	11,976
156		Statement of Activities Net Result	-	-	(6,082)	(6,082)
157		A_B4000 Tuition & Educational Fees	-	-	-	-
158		A_B4100 Sales of Goods & Services	-	-	-	-
159		A_B4300 Grants & Contracts	-	-	-	-
160		A_43501 Federal Appropriations	-	-	-	-
161		A_B4400 Other Operating Revenue	-	-	-	-
162		A_B5000 Non Operating Revenues	-	-	-	-
163		A_B5100 Appropriations	-	-	-	-
164		A_B5300 Gifts	-	-	-	-
165		A_B5500 Investment Income	-	-	-	-
166		A_B5600 Other Non Operating Revenues	-	-	-	-
167		Total_Revenue Revenue	-	-	-	-
168		A_B6000 Salaries, Wages & Benefits	-	-	-	-
169		A_B6200 Services & Fees	-	-	-	-
170		A_B6300 Travel	-	-	-	-
171	FC_B45 Restr	A_B6400 Supplies	-	-	-	-
172	Govt Funds	A_B6450 Utilities	-	-	-	-
173		A_B6500 Repairs & Maintenance	-	-	-	-
174		A_B6550 Rentals & Leases	-	-	-	-
175		A_B6575 Interest Expense	-	-	-	-
176		A_B6600 Claims & Judgements	-	-	-	-
177		A_B6650 Other Expense	-	-	-	-
178		A_B6700 Subcontracts	-	-	-	-
179		A_B6900 Depreciation & Amortization	-	-	-	-
180		A_B7000 Capital Expense	-	-	-	-
181		A_B7200 Discontinued Operations	-	-	-	-
182		A_B7500 Other Non Operating Expenses	-	-	-	-
183		A_B7600 Internal Allocations & Sales	-	-	-	-
184		A_B7700 Funding Tranfers	-	-	-	-
185		Total_Expenses Expenses	-	-	-	-
186		Statement of Activities Net Result	-	-	-	-


	A	B	C	D	E	F	
1							
2	O_C1400: College of Business Subdivision						
3	Board of Trustees Report						
4	O_C1400: College of Business Subdivision						
5			FY18		FY19		
6	Fund Class - Source	Summary Level Natural Accounts	Budget	Actual through March	Budget	Variance FY18 Budget to FY19 Budget	
7	FC_105 Unrestricted Operating Class	A_B4000 Tuition & Educational Fees	(1,093,655)	(1,321,742)	(1,407,282)	(313,627)	
8		A_B4100 Sales of Goods & Services	-	(5,185)	-	-	
9		A_B4300 Grants & Contracts	-	-	-	-	
10		A_43501 Federal Appropriations	-	-	-	-	
11		A_B4400 Other Operating Revenue	(5,500)	(6,635)	(8,000)	(2,500)	
12		A_B5000 Non Operating Revenues	-	-	-	-	
13		A_B5100 Appropriations	-	-	-	-	
14		A_B5300 Gifts	(509,051)	-	-	509,051	
15		A_B5500 Investment Income	-	-	-	-	
16		A_B5600 Other Non Operating Revenues	-	-	-	-	
17			Total_Revenue Revenue	(1,608,206)	(1,333,562)	(1,415,282)	192,925
18			A_B6000 Salaries, Wages & Benefits	10,460,072	6,956,859	11,014,245	554,173
19			A_B6200 Services & Fees	39,900	399,754	5,450	(34,450)
20			A_B6300 Travel	79,500	90,387	111,950	32,450
21			A_B6400 Supplies	26,220	519,661	13,676	(12,544)
22			A_B6450 Utilities	-	436	-	-
23			A_B6500 Repairs & Maintenance	25	521	-	(25)
24			A_B6550 Rentals & Leases	4,300	8,688	800	(3,500)
25			A_B6575 Interest Expense	-	-	-	-
26			A_B6600 Claims & Judgements	-	-	-	-
27			A_B6650 Other Expense	14,840	77,223	14,436	(404)
28			A_B6700 Subcontracts	-	-	-	-
29			A_B6900 Depreciation & Amortization	-	-	-	-
30			A_B7000 Capital Expense	-	-	-	-
31			A_B7200 Discontinued Operations	-	-	-	-
32			A_B7500 Other Non Operating Expenses	-	250	(22,000)	(22,000)
33			A_B7600 Internal Allocations & Sales	(253,017)	29,087	(229,269)	23,748
34			A_B7700 Funding Tranfers	(111,684)	-	-	111,684
35			Total_Expenses Expenses	10,260,156	8,082,866	10,909,288	649,132
36			Statement of Activities Net Result	8,651,949	6,749,304	9,494,006	842,057
37		FC_B20 Designated Op	A_B4000 Tuition & Educational Fees	-	-	(472,880)	(472,880)
38			A_B4100 Sales of Goods & Services	-	-	-	-
39			A_B4300 Grants & Contracts	-	-	-	-
40			A_43501 Federal Appropriations	-	-	-	-
41			A_B4400 Other Operating Revenue	-	-	(78,471)	(78,471)
42			A_B5000 Non Operating Revenues	-	-	-	-
43	A_B5100 Appropriations		-	-	-	-	
44	A_B5300 Gifts		-	-	-	-	
45	A_B5500 Investment Income		-	-	-	-	
46	A_B5600 Other Non Operating Revenues		-	-	(26,450)	(26,450)	
47			Total_Revenue Revenue	-	-	(577,801)	(577,801)
48			A_B6000 Salaries, Wages & Benefits	-	-	457,229	457,229
49			A_B6200 Services & Fees	-	-	-	-
50			A_B6300 Travel	-	-	19,073	19,073
51			A_B6400 Supplies	-	-	101,499	101,499
52			A_B6450 Utilities	-	-	-	-
53			A_B6500 Repairs & Maintenance	-	-	-	-
54			A_B6550 Rentals & Leases	-	(2,100)	-	-
55			A_B6575 Interest Expense	-	-	-	-
56			A_B6600 Claims & Judgements	-	-	-	-
57			A_B6650 Other Expense	-	-	-	-
58			A_B6700 Subcontracts	-	-	-	-
59			A_B6900 Depreciation & Amortization	-	-	-	-
60			A_B7000 Capital Expense	-	-	-	-
61			A_B7200 Discontinued Operations	-	-	-	-
62			A_B7500 Other Non Operating Expenses	-	-	-	-
63			A_B7600 Internal Allocations & Sales	-	-	-	-
64			A_B7700 Funding Tranfers	-	-	-	-
65			Total_Expenses Expenses	-	(2,100)	577,801	577,801
66			Statement of Activities Net Result	-	(2,100)	-	-


	A	B	C	D	E	F
1						
2	O_C1400: College of Business Subdivision					
3	Board of Trustees Report					
4	O_C1400: College of Business Subdivision					
5				FY18	FY19	
6	Fund Class - Source	Summary Level Natural Accounts	Budget	Actual through March	Budget	Variance FY18 Budget to FY19 Budget
67		A_B4000 Tuition & Educational Fees	-	194,239	230,358	230,358
68		A_B4100 Sales of Goods & Services	-	-	-	-
69		A_B4300 Grants & Contracts	-	-	-	-
70		A_43501 Federal Appropriations	-	-	-	-
71		A_B4400 Other Operating Revenue	-	-	-	-
72		A_B5000 Non Operating Revenues	-	-	-	-
73		A_B5100 Appropriations	-	-	-	-
74		A_B5300 Gifts	-	(1,509,820)	(3,208,149)	(3,208,149)
75		A_B5500 Investment Income	-	-	-	-
76		A_B5600 Other Non Operating Revenues	-	-	-	-
77		Total_Revenue Revenue	-	(1,315,581)	(2,977,791)	(2,977,791)
78		A_B6000 Salaries, Wages & Benefits	-	1,008,953	2,042,747	2,042,747
79		A_B6200 Services & Fees	-	71,733	166,059	166,059
80		A_B6300 Travel	-	152,146	344,524	344,524
81	FC_B30 Restr	A_B6400 Supplies	-	359,884	266,160	266,160
82	Expendable Op	A_B6450 Utilities	-	806	1,650	1,650
83		A_B6500 Repairs & Maintenance	-	386	2,020	2,020
84		A_B6550 Rentals & Leases	-	673	4,450	4,450
85		A_B6575 Interest Expense	-	-	-	-
86		A_B6600 Claims & Judgements	-	-	-	-
87		A_B6650 Other Expense	-	46,287	146,270	146,270
88		A_B6700 Subcontracts	-	200	-	-
89		A_B6900 Depreciation & Amortization	-	-	-	-
90		A_B7000 Capital Expense	-	-	-	-
91		A_B7200 Discontinued Operations	-	-	-	-
92		A_B7500 Other Non Operating Expenses	-	-	-	-
93		A_B7600 Internal Allocations & Sales	-	57,058	3,910	3,910
94		A_B7700 Funding Tranfers	-	-	-	-
95		Total_Expenses Expenses	-	1,698,125	2,977,791	2,977,791
96		Statement of Activities Net Result	-	382,544	-	-
97		A_B4000 Tuition & Educational Fees	-	-	-	-
98		A_B4100 Sales of Goods & Services	-	-	-	-
99		A_B4300 Grants & Contracts	-	-	-	-
100		A_43501 Federal Appropriations	-	-	-	-
101		A_B4400 Other Operating Revenue	-	-	-	-
102		A_B5000 Non Operating Revenues	-	-	-	-
103		A_B5100 Appropriations	-	-	-	-
104		A_B5300 Gifts	-	-	(6,500)	(6,500)
105		A_B5500 Investment Income	-	-	-	-
106		A_B5600 Other Non Operating Revenues	-	-	-	-
107		Total_Revenue Revenue	-	-	(6,500)	(6,500)
108		A_B6000 Salaries, Wages & Benefits	-	-	-	-
109		A_B6200 Services & Fees	-	-	-	-
110		A_B6300 Travel	-	-	-	-
111	FC_B35 Restr	A_B6400 Supplies	-	-	6,500	6,500
112	Expendable	A_B6450 Utilities	-	-	-	-
113	Non Op	A_B6500 Repairs & Maintenance	-	-	-	-
114		A_B6550 Rentals & Leases	-	-	-	-
115		A_B6575 Interest Expense	-	-	-	-
116		A_B6600 Claims & Judgements	-	-	-	-
117		A_B6650 Other Expense	-	-	-	-
118		A_B6700 Subcontracts	-	-	-	-
119		A_B6900 Depreciation & Amortization	-	-	-	-
120		A_B7000 Capital Expense	-	-	-	-
121		A_B7200 Discontinued Operations	-	-	-	-
122		A_B7500 Other Non Operating Expenses	-	-	-	-
123		A_B7600 Internal Allocations & Sales	-	-	-	-
124		A_B7700 Funding Tranfers	-	-	-	-
125		Total_Expenses Expenses	-	-	6,500	6,500
126		Statement of Activities Net Result	-	-	-	-

	A	B	C	D	E	F
1						
2	O_C1400: College of Business Subdivision					
3	Board of Trustees Report					
4	O_C1400: College of Business Subdivision					
5			FY18		FY19	
6	Fund Class - Source	Summary Level Natural Accounts	Budget	Actual through March	Budget	Variance FY18 Budget to FY19 Budget
127		A_B4000 Tuition & Educational Fees	-	-	(3,581)	(3,581)
128		A_B4100 Sales of Goods & Services	-	-	-	-
129		A_B4300 Grants & Contracts	-	(107,465)	(280,156)	(280,156)
130		A_43501 Federal Appropriations	-	-	-	-
131		A_B4400 Other Operating Revenue	-	-	-	-
132		A_B5000 Non Operating Revenues	-	-	-	-
133		A_B5100 Appropriations	-	-	-	-
134		A_B5300 Gifts	-	-	-	-
135		A_B5500 Investment Income	-	-	-	-
136		A_B5600 Other Non Operating Revenues	-	(12,324)	54,843	54,843
137		Total Revenue Revenue	-	(119,789)	(228,894)	(228,894)
138		A_B6000 Salaries, Wages & Benefits	-	61,402	123,821	123,821
139		A_B6200 Services & Fees	-	-	43,652	43,652
140		A_B6300 Travel	-	-	15,329	15,329
141	FC_B40 Restr	A_B6400 Supplies	-	358	8,017	8,017
142	Grants	A_B6450 Utilities	-	-	-	-
143		A_B6500 Repairs & Maintenance	-	-	-	-
144		A_B6550 Rentals & Leases	-	-	27,059	27,059
145		A_B6575 Interest Expense	-	-	-	-
146		A_B6600 Claims & Judgements	-	-	-	-
147		A_B6650 Other Expense	-	30,523	-	-
148		A_B6700 Subcontracts	-	83,920	-	-
149		A_B6900 Depreciation & Amortization	-	-	-	-
150		A_B7000 Capital Expense	-	-	-	-
151		A_B7200 Discontinued Operations	-	-	-	-
152		A_B7500 Other Non Operating Expenses	-	-	-	-
153		A_B7600 Internal Allocations & Sales	-	-	-	-
154		A_B7700 Funding Tranfers	-	-	-	-
155		Total Expenses Expenses	-	176,202	217,878	217,878
156		Statement of Activities Net Result	-	56,413	(11,016)	(11,016)
157		A_B4000 Tuition & Educational Fees	-	-	-	-
158		A_B4100 Sales of Goods & Services	-	-	-	-
159		A_B4300 Grants & Contracts	-	-	-	-
160		A_43501 Federal Appropriations	-	-	-	-
161		A_B4400 Other Operating Revenue	-	-	-	-
162		A_B5000 Non Operating Revenues	-	-	-	-
163		A_B5100 Appropriations	-	-	-	-
164		A_B5300 Gifts	-	-	-	-
165		A_B5500 Investment Income	-	-	-	-
166		A_B5600 Other Non Operating Revenues	-	-	-	-
167		Total Revenue Revenue	-	-	-	-
168		A_B6000 Salaries, Wages & Benefits	-	-	-	-
169		A_B6200 Services & Fees	-	-	-	-
170		A_B6300 Travel	-	-	-	-
171	FC_B45 Restr	A_B6400 Supplies	-	-	-	-
172	Govt Funds	A_B6450 Utilities	-	-	-	-
173		A_B6500 Repairs & Maintenance	-	-	-	-
174		A_B6550 Rentals & Leases	-	-	-	-
175		A_B6575 Interest Expense	-	-	-	-
176		A_B6600 Claims & Judgements	-	-	-	-
177		A_B6650 Other Expense	-	-	-	-
178		A_B6700 Subcontracts	-	-	-	-
179		A_B6900 Depreciation & Amortization	-	-	-	-
180		A_B7000 Capital Expense	-	-	-	-
181		A_B7200 Discontinued Operations	-	-	-	-
182		A_B7500 Other Non Operating Expenses	-	-	-	-
183		A_B7600 Internal Allocations & Sales	-	-	-	-
184		A_B7700 Funding Tranfers	-	-	-	-
185		Total Expenses Expenses	-	-	-	-
186		Statement of Activities Net Result	-	-	-	-


	A	B	C	D	E	F	
1							
2	O_14001: College of Business Deans Office						
3	Board of Trustees Report						
4	O_14001: College of Business Deans Office						
5			FY18		FY19		
6	Fund Class - Source	Summary Level Natural Accounts	Budget	Actual through March	Budget	Variance FY18 Budget to FY19 Budget	
7	FC_105 Unrestricted Operating Class	A_B4000 Tuition & Educational Fees	(862,000)	(1,332,336)	(1,167,816)	(305,816)	
8		A_B4100 Sales of Goods & Services	-	(310)	-	-	
9		A_B4300 Grants & Contracts	-	-	-	-	
10		A_43501 Federal Appropriations	-	-	-	-	
11		A_B4400 Other Operating Revenue	-	-	-	-	
12		A_B5000 Non Operating Revenues	-	-	-	-	
13		A_B5100 Appropriations	-	-	-	-	
14		A_B5300 Gifts	(509,051)	-	-	509,051	
15		A_B5500 Investment Income	-	-	-	-	
16		A_B5600 Other Non Operating Revenues	-	-	-	-	
17			Total_Revenue Revenue	(1,371,051)	(1,332,646)	(1,167,816)	203,235
18			A_B6000 Salaries, Wages & Benefits	1,999,653	871,041	1,456,707	(542,945)
19			A_B6200 Services & Fees	-	327,439	-	-
20			A_B6300 Travel	-	21,556	-	-
21			A_B6400 Supplies	-	498,976	-	-
22			A_B6450 Utilities	-	402	-	-
23			A_B6500 Repairs & Maintenance	-	-	-	-
24			A_B6550 Rentals & Leases	-	8,688	-	-
25			A_B6575 Interest Expense	-	-	-	-
26			A_B6600 Claims & Judgements	-	-	-	-
27			A_B6650 Other Expense	-	23,277	-	-
28			A_B6700 Subcontracts	-	-	-	-
29			A_B6900 Depreciation & Amortization	-	-	-	-
30			A_B7000 Capital Expense	-	-	-	-
31			A_B7200 Discontinued Operations	-	-	-	-
32			A_B7500 Other Non Operating Expenses	-	250	(22,000)	(22,000)
33			A_B7600 Internal Allocations & Sales	(4,047)	4,154	-	4,047
34			A_B7700 Funding Tranfers	2,891	-	-	(2,891)
35			Total_Expenses Expenses	1,998,497	1,755,783	1,434,707	(563,789)
36			Statement of Activities Net Result	627,445	423,137	266,891	(360,554)
37		FC_B20 Designated Op	A_B4000 Tuition & Educational Fees	-	-	(472,880)	(472,880)
38			A_B4100 Sales of Goods & Services	-	-	-	-
39			A_B4300 Grants & Contracts	-	-	-	-
40			A_43501 Federal Appropriations	-	-	-	-
41			A_B4400 Other Operating Revenue	-	-	(47,697)	(47,697)
42			A_B5000 Non Operating Revenues	-	-	-	-
43	A_B5100 Appropriations		-	-	-	-	
44	A_B5300 Gifts		-	-	-	-	
45	A_B5500 Investment Income		-	-	-	-	
46	A_B5600 Other Non Operating Revenues		-	-	-	-	
47			Total_Revenue Revenue	-	-	(520,577)	(520,577)
48			A_B6000 Salaries, Wages & Benefits	-	-	430,528	430,528
49			A_B6200 Services & Fees	-	-	-	-
50			A_B6300 Travel	-	-	-	-
51			A_B6400 Supplies	-	-	90,049	90,049
52			A_B6450 Utilities	-	-	-	-
53			A_B6500 Repairs & Maintenance	-	-	-	-
54			A_B6550 Rentals & Leases	-	(2,100)	-	-
55			A_B6575 Interest Expense	-	-	-	-
56			A_B6600 Claims & Judgements	-	-	-	-
57			A_B6650 Other Expense	-	-	-	-
58			A_B6700 Subcontracts	-	-	-	-
59			A_B6900 Depreciation & Amortization	-	-	-	-
60			A_B7000 Capital Expense	-	-	-	-
61			A_B7200 Discontinued Operations	-	-	-	-
62			A_B7500 Other Non Operating Expenses	-	-	-	-
63			A_B7600 Internal Allocations & Sales	-	-	-	-
64			A_B7700 Funding Tranfers	-	-	-	-
65			Total_Expenses Expenses	-	(2,100)	520,577	520,577
66			Statement of Activities Net Result	-	(2,100)	-	-


	A	B	C	D	E	F
1						
2	O_14001: College of Business Deans Office					
3	Board of Trustees Report					
4	O_14001: College of Business Deans Office					
5				FY18	FY19	
6	Fund Class - Source	Summary Level Natural Accounts	Budget	Actual through March	Budget	Variance FY18 Budget to FY19 Budget
67		A_B4000 Tuition & Educational Fees	-	103,864	114,975	114,975
68		A_B4100 Sales of Goods & Services	-	-	-	-
69		A_B4300 Grants & Contracts	-	-	-	-
70		A_43501 Federal Appropriations	-	-	-	-
71		A_B4400 Other Operating Revenue	-	-	-	-
72		A_B5000 Non Operating Revenues	-	-	-	-
73		A_B5100 Appropriations	-	-	-	-
74		A_B5300 Gifts	-	(948,863)	(1,074,398)	(1,074,398)
75		A_B5500 Investment Income	-	-	-	-
76		A_B5600 Other Non Operating Revenues	-	-	-	-
77		Total_Revenue Revenue	-	(844,999)	(959,423)	(959,423)
78		A_B6000 Salaries, Wages & Benefits	-	564,244	514,738	514,738
79		A_B6200 Services & Fees	-	31,640	75,025	75,025
80		A_B6300 Travel	-	34,528	102,000	102,000
81	FC_B30 Restr Expendable Op	A_B6400 Supplies	-	310,992	206,410	206,410
82		A_B6450 Utilities	-	670	1,650	1,650
83		A_B6500 Repairs & Maintenance	-	386	-	-
84		A_B6550 Rentals & Leases	-	-	2,800	2,800
85		A_B6575 Interest Expense	-	-	-	-
86		A_B6600 Claims & Judgements	-	-	-	-
87		A_B6650 Other Expense	-	10,163	56,800	56,800
88		A_B6700 Subcontracts	-	-	-	-
89		A_B6900 Depreciation & Amortization	-	-	-	-
90		A_B7000 Capital Expense	-	-	-	-
91		A_B7200 Discontinued Operations	-	-	-	-
92		A_B7500 Other Non Operating Expenses	-	-	-	-
93		A_B7600 Internal Allocations & Sales	-	18,422	-	-
94		A_B7700 Funding Tranfers	-	-	-	-
95			Total_Expenses Expenses	-	971,046	959,423
96		Statement of Activities Net Result	-	126,047	-	-
97		A_B4000 Tuition & Educational Fees	-	-	-	-
98		A_B4100 Sales of Goods & Services	-	-	-	-
99		A_B4300 Grants & Contracts	-	-	-	-
100		A_43501 Federal Appropriations	-	-	-	-
101		A_B4400 Other Operating Revenue	-	-	-	-
102		A_B5000 Non Operating Revenues	-	-	-	-
103		A_B5100 Appropriations	-	-	-	-
104		A_B5300 Gifts	-	-	(6,500)	(6,500)
105		A_B5500 Investment Income	-	-	-	-
106		A_B5600 Other Non Operating Revenues	-	-	-	-
107		Total_Revenue Revenue	-	-	(6,500)	(6,500)
108		A_B6000 Salaries, Wages & Benefits	-	-	-	-
109		A_B6200 Services & Fees	-	-	-	-
110		A_B6300 Travel	-	-	-	-
111	FC_B35 Restr Expendable Non Op	A_B6400 Supplies	-	-	6,500	6,500
112		A_B6450 Utilities	-	-	-	-
113		A_B6500 Repairs & Maintenance	-	-	-	-
114		A_B6550 Rentals & Leases	-	-	-	-
115		A_B6575 Interest Expense	-	-	-	-
116		A_B6600 Claims & Judgements	-	-	-	-
117		A_B6650 Other Expense	-	-	-	-
118		A_B6700 Subcontracts	-	-	-	-
119		A_B6900 Depreciation & Amortization	-	-	-	-
120		A_B7000 Capital Expense	-	-	-	-
121		A_B7200 Discontinued Operations	-	-	-	-
122		A_B7500 Other Non Operating Expenses	-	-	-	-
123		A_B7600 Internal Allocations & Sales	-	-	-	-
124		A_B7700 Funding Tranfers	-	-	-	-
125			Total_Expenses Expenses	-	-	6,500
126		Statement of Activities Net Result	-	-	-	-


	A	B	C	D	E	F
1						
2	O_14001: College of Business Deans Office					
3	Board of Trustees Report					
4	O_14001: College of Business Deans Office					
5			FY18		FY19	
6	Fund Class - Source	Summary Level Natural Accounts	Budget	Actual through March	Budget	Variance FY18 Budget to FY19 Budget
127		A_B4000 Tuition & Educational Fees	-	-	-	-
128		A_B4100 Sales of Goods & Services	-	-	-	-
129		A_B4300 Grants & Contracts	-	-	-	-
130		A_43501 Federal Appropriations	-	-	-	-
131		A_B4400 Other Operating Revenue	-	-	-	-
132		A_B5000 Non Operating Revenues	-	-	-	-
133		A_B5100 Appropriations	-	-	-	-
134		A_B5300 Gifts	-	-	-	-
135		A_B5500 Investment Income	-	-	-	-
136		A_B5600 Other Non Operating Revenues	-	-	-	-
137		Total_Revenue Revenue	-	-	-	-
138		A_B6000 Salaries, Wages & Benefits	-	-	-	-
139		A_B6200 Services & Fees	-	-	-	-
140		A_B6300 Travel	-	-	-	-
141	FC_B40 Restr	A_B6400 Supplies	-	-	-	-
142	Grants	A_B6450 Utilities	-	-	-	-
143		A_B6500 Repairs & Maintenance	-	-	-	-
144		A_B6550 Rentals & Leases	-	-	-	-
145		A_B6575 Interest Expense	-	-	-	-
146		A_B6600 Claims & Judgements	-	-	-	-
147		A_B6650 Other Expense	-	-	-	-
148		A_B6700 Subcontracts	-	-	-	-
149		A_B6900 Depreciation & Amortization	-	-	-	-
150		A_B7000 Capital Expense	-	-	-	-
151		A_B7200 Discontinued Operations	-	-	-	-
152		A_B7500 Other Non Operating Expenses	-	-	-	-
153		A_B7600 Internal Allocations & Sales	-	-	-	-
154		A_B7700 Funding Tranfers	-	-	-	-
155		Total_Expenses Expenses	-	-	-	-
156		Statement of Activities Net Result	-	-	-	-
157		A_B4000 Tuition & Educational Fees	-	-	-	-
158		A_B4100 Sales of Goods & Services	-	-	-	-
159		A_B4300 Grants & Contracts	-	-	-	-
160		A_43501 Federal Appropriations	-	-	-	-
161		A_B4400 Other Operating Revenue	-	-	-	-
162		A_B5000 Non Operating Revenues	-	-	-	-
163		A_B5100 Appropriations	-	-	-	-
164		A_B5300 Gifts	-	-	-	-
165		A_B5500 Investment Income	-	-	-	-
166		A_B5600 Other Non Operating Revenues	-	-	-	-
167		Total_Revenue Revenue	-	-	-	-
168		A_B6000 Salaries, Wages & Benefits	-	-	-	-
169		A_B6200 Services & Fees	-	-	-	-
170		A_B6300 Travel	-	-	-	-
171	FC_B45 Restr	A_B6400 Supplies	-	-	-	-
172	Govt Funds	A_B6450 Utilities	-	-	-	-
173		A_B6500 Repairs & Maintenance	-	-	-	-
174		A_B6550 Rentals & Leases	-	-	-	-
175		A_B6575 Interest Expense	-	-	-	-
176		A_B6600 Claims & Judgements	-	-	-	-
177		A_B6650 Other Expense	-	-	-	-
178		A_B6700 Subcontracts	-	-	-	-
179		A_B6900 Depreciation & Amortization	-	-	-	-
180		A_B7000 Capital Expense	-	-	-	-
181		A_B7200 Discontinued Operations	-	-	-	-
182		A_B7500 Other Non Operating Expenses	-	-	-	-
183		A_B7600 Internal Allocations & Sales	-	-	-	-
184		A_B7700 Funding Tranfers	-	-	-	-
185		Total_Expenses Expenses	-	-	-	-
186		Statement of Activities Net Result	-	-	-	-


	A	B	C	D	E	F	
1							
2	O_14002: College of Business Academic Advising						
3	Board of Trustees Report						
4	O_14002: College of Business Academic Advising						
5			FY18		FY19		
6	Fund Class - Source	Summary Level Natural Accounts	Budget	Actual through March	Budget	Variance FY18 Budget to FY19 Budget	
7	FC_105 Unrestricted Operating Class	A_B4000 Tuition & Educational Fees	-	-	-	-	
8		A_B4100 Sales of Goods & Services	-	-	-	-	
9		A_B4300 Grants & Contracts	-	-	-	-	
10		A_43501 Federal Appropriations	-	-	-	-	
11		A_B4400 Other Operating Revenue	-	-	-	-	
12		A_B5000 Non Operating Revenues	-	-	-	-	
13		A_B5100 Appropriations	-	-	-	-	
14		A_B5300 Gifts	-	-	-	-	
15		A_B5500 Investment Income	-	-	-	-	
16		A_B5600 Other Non Operating Revenues	-	-	-	-	
17			Total_Revenue Revenue	-	-	-	-
18			A_B6000 Salaries, Wages & Benefits	244,205	163,890	215,309	(28,896)
19			A_B6200 Services & Fees	3,900	51	50	(3,850)
20			A_B6300 Travel	-	1,088	-	-
21			A_B6400 Supplies	4,810	890	1,500	(3,310)
22			A_B6450 Utilities	-	-	-	-
23			A_B6500 Repairs & Maintenance	-	-	-	-
24			A_B6550 Rentals & Leases	-	-	800	800
25			A_B6575 Interest Expense	-	-	-	-
26			A_B6600 Claims & Judgements	-	-	-	-
27			A_B6650 Other Expense	290	1,010	1,250	960
28			A_B6700 Subcontracts	-	-	-	-
29			A_B6900 Depreciation & Amortization	-	-	-	-
30			A_B7000 Capital Expense	-	-	-	-
31			A_B7200 Discontinued Operations	-	-	-	-
32			A_B7500 Other Non Operating Expenses	-	-	-	-
33			A_B7600 Internal Allocations & Sales	-	5,011	6,400	6,400
34			A_B7700 Funding Tranfers	-	-	-	-
35			Total_Expenses Expenses	253,205	171,939	225,309	(27,896)
36			Statement of Activities Net Result	253,205	171,939	225,309	(27,896)
37		FC_B20 Designated Op	A_B4000 Tuition & Educational Fees	-	-	-	-
38			A_B4100 Sales of Goods & Services	-	-	-	-
39			A_B4300 Grants & Contracts	-	-	-	-
40			A_43501 Federal Appropriations	-	-	-	-
41			A_B4400 Other Operating Revenue	-	-	-	-
42			A_B5000 Non Operating Revenues	-	-	-	-
43	A_B5100 Appropriations		-	-	-	-	
44	A_B5300 Gifts		-	-	-	-	
45	A_B5500 Investment Income		-	-	-	-	
46	A_B5600 Other Non Operating Revenues		-	-	-	-	
47			Total_Revenue Revenue	-	-	-	-
48			A_B6000 Salaries, Wages & Benefits	-	-	-	-
49			A_B6200 Services & Fees	-	-	-	-
50			A_B6300 Travel	-	-	-	-
51			A_B6400 Supplies	-	-	-	-
52			A_B6450 Utilities	-	-	-	-
53			A_B6500 Repairs & Maintenance	-	-	-	-
54			A_B6550 Rentals & Leases	-	-	-	-
55			A_B6575 Interest Expense	-	-	-	-
56			A_B6600 Claims & Judgements	-	-	-	-
57			A_B6650 Other Expense	-	-	-	-
58			A_B6700 Subcontracts	-	-	-	-
59			A_B6900 Depreciation & Amortization	-	-	-	-
60			A_B7000 Capital Expense	-	-	-	-
61			A_B7200 Discontinued Operations	-	-	-	-
62			A_B7500 Other Non Operating Expenses	-	-	-	-
63			A_B7600 Internal Allocations & Sales	-	-	-	-
64			A_B7700 Funding Tranfers	-	-	-	-
65			Total_Expenses Expenses	-	-	-	-
66			Statement of Activities Net Result	-	-	-	-


	A	B	C	D	E	F
1						
2	O_14002: College of Business Academic Advising					
3	Board of Trustees Report					
4	O_14002: College of Business Academic Advising					
5			FY18		FY19	
6	Fund Class - Source	Summary Level Natural Accounts	Budget	Actual through March	Budget	Variance FY18 Budget to FY19 Budget
67		A_B4000 Tuition & Educational Fees	-	-	-	-
68		A_B4100 Sales of Goods & Services	-	-	-	-
69		A_B4300 Grants & Contracts	-	-	-	-
70		A_43501 Federal Appropriations	-	-	-	-
71		A_B4400 Other Operating Revenue	-	-	-	-
72		A_B5000 Non Operating Revenues	-	-	-	-
73		A_B5100 Appropriations	-	-	-	-
74		A_B5300 Gifts	-	-	-	-
75		A_B5500 Investment Income	-	-	-	-
76		A_B5600 Other Non Operating Revenues	-	-	-	-
77		Total Revenue Revenue	-	-	-	-
78		A_B6000 Salaries, Wages & Benefits	-	-	-	-
79		A_B6200 Services & Fees	-	-	-	-
80		A_B6300 Travel	-	-	-	-
81	FC_B30 Restr	A_B6400 Supplies	-	-	-	-
82	Expendable Op	A_B6450 Utilities	-	-	-	-
83		A_B6500 Repairs & Maintenance	-	-	-	-
84		A_B6550 Rentals & Leases	-	-	-	-
85		A_B6575 Interest Expense	-	-	-	-
86		A_B6600 Claims & Judgements	-	-	-	-
87		A_B6650 Other Expense	-	-	-	-
88		A_B6700 Subcontracts	-	-	-	-
89		A_B6900 Depreciation & Amortization	-	-	-	-
90		A_B7000 Capital Expense	-	-	-	-
91		A_B7200 Discontinued Operations	-	-	-	-
92		A_B7500 Other Non Operating Expenses	-	-	-	-
93		A_B7600 Internal Allocations & Sales	-	-	-	-
94		A_B7700 Funding Tranfers	-	-	-	-
95		Total Expenses Expenses	-	-	-	-
96		Statement of Activities Net Result	-	-	-	-
97		A_B4000 Tuition & Educational Fees	-	-	-	-
98		A_B4100 Sales of Goods & Services	-	-	-	-
99		A_B4300 Grants & Contracts	-	-	-	-
100		A_43501 Federal Appropriations	-	-	-	-
101		A_B4400 Other Operating Revenue	-	-	-	-
102		A_B5000 Non Operating Revenues	-	-	-	-
103		A_B5100 Appropriations	-	-	-	-
104		A_B5300 Gifts	-	-	-	-
105		A_B5500 Investment Income	-	-	-	-
106		A_B5600 Other Non Operating Revenues	-	-	-	-
107		Total Revenue Revenue	-	-	-	-
108		A_B6000 Salaries, Wages & Benefits	-	-	-	-
109		A_B6200 Services & Fees	-	-	-	-
110		A_B6300 Travel	-	-	-	-
111	FC_B35 Restr	A_B6400 Supplies	-	-	-	-
112	Expendable Non Op	A_B6450 Utilities	-	-	-	-
113		A_B6500 Repairs & Maintenance	-	-	-	-
114		A_B6550 Rentals & Leases	-	-	-	-
115		A_B6575 Interest Expense	-	-	-	-
116		A_B6600 Claims & Judgements	-	-	-	-
117		A_B6650 Other Expense	-	-	-	-
118		A_B6700 Subcontracts	-	-	-	-
119		A_B6900 Depreciation & Amortization	-	-	-	-
120		A_B7000 Capital Expense	-	-	-	-
121		A_B7200 Discontinued Operations	-	-	-	-
122		A_B7500 Other Non Operating Expenses	-	-	-	-
123		A_B7600 Internal Allocations & Sales	-	-	-	-
124		A_B7700 Funding Tranfers	-	-	-	-
125		Total Expenses Expenses	-	-	-	-
126		Statement of Activities Net Result	-	-	-	-


	A	B	C	D	E	F
1						
2	O_14002: College of Business Academic Advising					
3	Board of Trustees Report					
4	O_14002: College of Business Academic Advising					
5			FY18		FY19	
6	Fund Class - Source	Summary Level Natural Accounts	Budget	Actual through March	Budget	Variance FY18 Budget to FY19 Budget
127		A_B4000 Tuition & Educational Fees	-	-	-	-
128		A_B4100 Sales of Goods & Services	-	-	-	-
129		A_B4300 Grants & Contracts	-	-	-	-
130		A_43501 Federal Appropriations	-	-	-	-
131		A_B4400 Other Operating Revenue	-	-	-	-
132		A_B5000 Non Operating Revenues	-	-	-	-
133		A_B5100 Appropriations	-	-	-	-
134		A_B5300 Gifts	-	-	-	-
135		A_B5500 Investment Income	-	-	-	-
136		A_B5600 Other Non Operating Revenues	-	-	-	-
137		Total_Revenue Revenue	-	-	-	-
138		A_B6000 Salaries, Wages & Benefits	-	-	-	-
139		A_B6200 Services & Fees	-	-	-	-
140		A_B6300 Travel	-	-	-	-
141	FC_B40 Restr	A_B6400 Supplies	-	-	-	-
142	Grants	A_B6450 Utilities	-	-	-	-
143		A_B6500 Repairs & Maintenance	-	-	-	-
144		A_B6550 Rentals & Leases	-	-	-	-
145		A_B6575 Interest Expense	-	-	-	-
146		A_B6600 Claims & Judgements	-	-	-	-
147		A_B6650 Other Expense	-	-	-	-
148		A_B6700 Subcontracts	-	-	-	-
149		A_B6900 Depreciation & Amortization	-	-	-	-
150		A_B7000 Capital Expense	-	-	-	-
151		A_B7200 Discontinued Operations	-	-	-	-
152		A_B7500 Other Non Operating Expenses	-	-	-	-
153		A_B7600 Internal Allocations & Sales	-	-	-	-
154		A_B7700 Funding Tranfers	-	-	-	-
155		Total_Expenses Expenses	-	-	-	-
156		Statement of Activities Net Result	-	-	-	-
157		A_B4000 Tuition & Educational Fees	-	-	-	-
158		A_B4100 Sales of Goods & Services	-	-	-	-
159		A_B4300 Grants & Contracts	-	-	-	-
160		A_43501 Federal Appropriations	-	-	-	-
161		A_B4400 Other Operating Revenue	-	-	-	-
162		A_B5000 Non Operating Revenues	-	-	-	-
163		A_B5100 Appropriations	-	-	-	-
164		A_B5300 Gifts	-	-	-	-
165		A_B5500 Investment Income	-	-	-	-
166		A_B5600 Other Non Operating Revenues	-	-	-	-
167		Total_Revenue Revenue	-	-	-	-
168		A_B6000 Salaries, Wages & Benefits	-	-	-	-
169		A_B6200 Services & Fees	-	-	-	-
170		A_B6300 Travel	-	-	-	-
171	FC_B45 Restr	A_B6400 Supplies	-	-	-	-
172	Govt Funds	A_B6450 Utilities	-	-	-	-
173		A_B6500 Repairs & Maintenance	-	-	-	-
174		A_B6550 Rentals & Leases	-	-	-	-
175		A_B6575 Interest Expense	-	-	-	-
176		A_B6600 Claims & Judgements	-	-	-	-
177		A_B6650 Other Expense	-	-	-	-
178		A_B6700 Subcontracts	-	-	-	-
179		A_B6900 Depreciation & Amortization	-	-	-	-
180		A_B7000 Capital Expense	-	-	-	-
181		A_B7200 Discontinued Operations	-	-	-	-
182		A_B7500 Other Non Operating Expenses	-	-	-	-
183		A_B7600 Internal Allocations & Sales	-	-	-	-
184		A_B7700 Funding Tranfers	-	-	-	-
185		Total_Expenses Expenses	-	-	-	-
186		Statement of Activities Net Result	-	-	-	-


	A	B	C	D	E	F	
1							
2	O_14003: College of Business Internships & Online Programs						
3	Board of Trustees Report						
4	O_14003: College of Business Internships & Online Programs						
5			FY18		FY19		
6	Fund Class - Source	Summary Level Natural Accounts	Budget	Actual through March	Budget	Variance FY18 Budget to FY19 Budget	
7	FC_105 Unrestricted Operating Class	A_B4000 Tuition & Educational Fees	-	-	-	-	
8		A_B4100 Sales of Goods & Services	-	(75)	-	-	
9		A_B4300 Grants & Contracts	-	-	-	-	
10		A_43501 Federal Appropriations	-	-	-	-	
11		A_B4400 Other Operating Revenue	-	-	-	-	
12		A_B5000 Non Operating Revenues	-	-	-	-	
13		A_B5100 Appropriations	-	-	-	-	
14		A_B5300 Gifts	-	-	-	-	
15		A_B5500 Investment Income	-	-	-	-	
16		A_B5600 Other Non Operating Revenues	-	-	-	-	
17			Total_Revenue Revenue	-	(75)	-	-
18			A_B6000 Salaries, Wages & Benefits	80,584	48,071	62,389	(18,195)
19			A_B6200 Services & Fees	-	-	-	-
20			A_B6300 Travel	-	75	-	-
21			A_B6400 Supplies	-	(26)	-	-
22			A_B6450 Utilities	-	-	-	-
23			A_B6500 Repairs & Maintenance	-	-	-	-
24			A_B6550 Rentals & Leases	-	-	-	-
25			A_B6575 Interest Expense	-	-	-	-
26			A_B6600 Claims & Judgements	-	-	-	-
27			A_B6650 Other Expense	-	500	-	-
28			A_B6700 Subcontracts	-	-	-	-
29			A_B6900 Depreciation & Amortization	-	-	-	-
30			A_B7000 Capital Expense	-	-	-	-
31			A_B7200 Discontinued Operations	-	-	-	-
32			A_B7500 Other Non Operating Expenses	-	-	-	-
33			A_B7600 Internal Allocations & Sales	(80,584)	-	-	80,584
34			A_B7700 Funding Tranfers	-	-	-	-
35			Total_Expenses Expenses	-	48,619	62,389	62,389
36			Statement of Activities Net Result	-	48,545	62,389	62,389
37		FC_B20 Designated Op	A_B4000 Tuition & Educational Fees	-	-	-	-
38			A_B4100 Sales of Goods & Services	-	-	-	-
39			A_B4300 Grants & Contracts	-	-	-	-
40			A_43501 Federal Appropriations	-	-	-	-
41			A_B4400 Other Operating Revenue	-	-	-	-
42			A_B5000 Non Operating Revenues	-	-	-	-
43	A_B5100 Appropriations		-	-	-	-	
44	A_B5300 Gifts		-	-	-	-	
45	A_B5500 Investment Income		-	-	-	-	
46	A_B5600 Other Non Operating Revenues		-	-	-	-	
47			Total_Revenue Revenue	-	-	-	-
48			A_B6000 Salaries, Wages & Benefits	-	-	-	-
49			A_B6200 Services & Fees	-	-	-	-
50			A_B6300 Travel	-	-	-	-
51			A_B6400 Supplies	-	-	-	-
52			A_B6450 Utilities	-	-	-	-
53			A_B6500 Repairs & Maintenance	-	-	-	-
54			A_B6550 Rentals & Leases	-	-	-	-
55			A_B6575 Interest Expense	-	-	-	-
56			A_B6600 Claims & Judgements	-	-	-	-
57			A_B6650 Other Expense	-	-	-	-
58			A_B6700 Subcontracts	-	-	-	-
59			A_B6900 Depreciation & Amortization	-	-	-	-
60			A_B7000 Capital Expense	-	-	-	-
61			A_B7200 Discontinued Operations	-	-	-	-
62			A_B7500 Other Non Operating Expenses	-	-	-	-
63			A_B7600 Internal Allocations & Sales	-	-	-	-
64			A_B7700 Funding Tranfers	-	-	-	-
65			Total_Expenses Expenses	-	-	-	-
66			Statement of Activities Net Result	-	-	-	-


	A	B	C	D	E	F
1						
2	O_14003: College of Business Internships & Online Programs					
3	Board of Trustees Report					
4	O_14003: College of Business Internships & Online Programs					
5			FY18	FY19		
6	Fund Class - Source	Summary Level Natural Accounts	Budget	Actual through March	Budget	Variance FY18 Budget to FY19 Budget
67		A_B4000 Tuition & Educational Fees	-	3,000	22,000	22,000
68		A_B4100 Sales of Goods & Services	-	-	-	-
69		A_B4300 Grants & Contracts	-	-	-	-
70		A_43501 Federal Appropriations	-	-	-	-
71		A_B4400 Other Operating Revenue	-	-	-	-
72		A_B5000 Non Operating Revenues	-	-	-	-
73		A_B5100 Appropriations	-	-	-	-
74		A_B5300 Gifts	-	(13,918)	(75,620)	(75,620)
75		A_B5500 Investment Income	-	-	-	-
76		A_B5600 Other Non Operating Revenues	-	-	-	-
77		Total Revenue Revenue	-	(10,918)	(53,620)	(53,620)
78		A_B6000 Salaries, Wages & Benefits	-	8,106	20,410	20,410
79		A_B6200 Services & Fees	-	1,395	8,850	8,850
80		A_B6300 Travel	-	1,438	3,200	3,200
81	FC_B30 Restr	A_B6400 Supplies	-	511	16,500	16,500
82	Expendable Op	A_B6450 Utilities	-	-	-	-
83		A_B6500 Repairs & Maintenance	-	-	-	-
84		A_B6550 Rentals & Leases	-	-	-	-
85		A_B6575 Interest Expense	-	-	-	-
86		A_B6600 Claims & Judgements	-	-	-	-
87		A_B6650 Other Expense	-	704	950	950
88		A_B6700 Subcontracts	-	-	-	-
89		A_B6900 Depreciation & Amortization	-	-	-	-
90		A_B7000 Capital Expense	-	-	-	-
91		A_B7200 Discontinued Operations	-	-	-	-
92		A_B7500 Other Non Operating Expenses	-	-	-	-
93		A_B7600 Internal Allocations & Sales	-	3,057	3,710	3,710
94		A_B7700 Funding Tranfers	-	-	-	-
95		Total Expenses Expenses	-	15,212	53,620	53,620
96		Statement of Activities Net Result	-	4,294	-	-
97		A_B4000 Tuition & Educational Fees	-	-	-	-
98		A_B4100 Sales of Goods & Services	-	-	-	-
99		A_B4300 Grants & Contracts	-	-	-	-
100		A_43501 Federal Appropriations	-	-	-	-
101		A_B4400 Other Operating Revenue	-	-	-	-
102		A_B5000 Non Operating Revenues	-	-	-	-
103		A_B5100 Appropriations	-	-	-	-
104		A_B5300 Gifts	-	-	-	-
105		A_B5500 Investment Income	-	-	-	-
106		A_B5600 Other Non Operating Revenues	-	-	-	-
107		Total Revenue Revenue	-	-	-	-
108		A_B6000 Salaries, Wages & Benefits	-	-	-	-
109		A_B6200 Services & Fees	-	-	-	-
110		A_B6300 Travel	-	-	-	-
111	FC_B35 Restr	A_B6400 Supplies	-	-	-	-
112	Expendable Non Op	A_B6450 Utilities	-	-	-	-
113		A_B6500 Repairs & Maintenance	-	-	-	-
114		A_B6550 Rentals & Leases	-	-	-	-
115		A_B6575 Interest Expense	-	-	-	-
116		A_B6600 Claims & Judgements	-	-	-	-
117		A_B6650 Other Expense	-	-	-	-
118		A_B6700 Subcontracts	-	-	-	-
119		A_B6900 Depreciation & Amortization	-	-	-	-
120		A_B7000 Capital Expense	-	-	-	-
121		A_B7200 Discontinued Operations	-	-	-	-
122		A_B7500 Other Non Operating Expenses	-	-	-	-
123		A_B7600 Internal Allocations & Sales	-	-	-	-
124		A_B7700 Funding Tranfers	-	-	-	-
125		Total Expenses Expenses	-	-	-	-
126		Statement of Activities Net Result	-	-	-	-


	A	B	C	D	E	F
1						
2	O_14003: College of Business Internships & Online Programs					
3	Board of Trustees Report					
4	O_14003: College of Business Internships & Online Programs					
5			FY18		FY19	
6	Fund Class - Source	Summary Level Natural Accounts	Budget	Actual through March	Budget	Variance FY18 Budget to FY19 Budget
127		A_B4000 Tuition & Educational Fees	-	-	-	-
128		A_B4100 Sales of Goods & Services	-	-	-	-
129		A_B4300 Grants & Contracts	-	-	-	-
130		A_43501 Federal Appropriations	-	-	-	-
131		A_B4400 Other Operating Revenue	-	-	-	-
132		A_B5000 Non Operating Revenues	-	-	-	-
133		A_B5100 Appropriations	-	-	-	-
134		A_B5300 Gifts	-	-	-	-
135		A_B5500 Investment Income	-	-	-	-
136		A_B5600 Other Non Operating Revenues	-	-	-	-
137		Total_Revenue Revenue	-	-	-	-
138		A_B6000 Salaries, Wages & Benefits	-	-	-	-
139		A_B6200 Services & Fees	-	-	-	-
140		A_B6300 Travel	-	-	-	-
141	FC_B40 Restr	A_B6400 Supplies	-	-	-	-
142	Grants	A_B6450 Utilities	-	-	-	-
143		A_B6500 Repairs & Maintenance	-	-	-	-
144		A_B6550 Rentals & Leases	-	-	-	-
145		A_B6575 Interest Expense	-	-	-	-
146		A_B6600 Claims & Judgements	-	-	-	-
147		A_B6650 Other Expense	-	-	-	-
148		A_B6700 Subcontracts	-	-	-	-
149		A_B6900 Depreciation & Amortization	-	-	-	-
150		A_B7000 Capital Expense	-	-	-	-
151		A_B7200 Discontinued Operations	-	-	-	-
152		A_B7500 Other Non Operating Expenses	-	-	-	-
153		A_B7600 Internal Allocations & Sales	-	-	-	-
154		A_B7700 Funding Tranfers	-	-	-	-
155		Total_Expenses Expenses	-	-	-	-
156		Statement of Activities Net Result	-	-	-	-
157		A_B4000 Tuition & Educational Fees	-	-	-	-
158		A_B4100 Sales of Goods & Services	-	-	-	-
159		A_B4300 Grants & Contracts	-	-	-	-
160		A_43501 Federal Appropriations	-	-	-	-
161		A_B4400 Other Operating Revenue	-	-	-	-
162		A_B5000 Non Operating Revenues	-	-	-	-
163		A_B5100 Appropriations	-	-	-	-
164		A_B5300 Gifts	-	-	-	-
165		A_B5500 Investment Income	-	-	-	-
166		A_B5600 Other Non Operating Revenues	-	-	-	-
167		Total_Revenue Revenue	-	-	-	-
168		A_B6000 Salaries, Wages & Benefits	-	-	-	-
169		A_B6200 Services & Fees	-	-	-	-
170		A_B6300 Travel	-	-	-	-
171	FC_B45 Restr	A_B6400 Supplies	-	-	-	-
172	Govt Funds	A_B6450 Utilities	-	-	-	-
173		A_B6500 Repairs & Maintenance	-	-	-	-
174		A_B6550 Rentals & Leases	-	-	-	-
175		A_B6575 Interest Expense	-	-	-	-
176		A_B6600 Claims & Judgements	-	-	-	-
177		A_B6650 Other Expense	-	-	-	-
178		A_B6700 Subcontracts	-	-	-	-
179		A_B6900 Depreciation & Amortization	-	-	-	-
180		A_B7000 Capital Expense	-	-	-	-
181		A_B7200 Discontinued Operations	-	-	-	-
182		A_B7500 Other Non Operating Expenses	-	-	-	-
183		A_B7600 Internal Allocations & Sales	-	-	-	-
184		A_B7700 Funding Tranfers	-	-	-	-
185		Total_Expenses Expenses	-	-	-	-
186		Statement of Activities Net Result	-	-	-	-


	A	B	C	D	E	F	
1							
2	O_14101: Accounting & Finance						
3	Board of Trustees Report						
4	O_14101: Accounting & Finance						
5			FY18		FY19		
6	Fund Class - Source	Summary Level Natural Accounts	Budget	Actual through March	Budget	Variance FY18 Budget to FY19 Budget	
7	FC_105 Unrestricted Operating Class	A_B4000 Tuition & Educational Fees	-	-	-	-	
8		A_B4100 Sales of Goods & Services	-	-	-	-	
9		A_B4300 Grants & Contracts	-	-	-	-	
10		A_43501 Federal Appropriations	-	-	-	-	
11		A_B4400 Other Operating Revenue	-	-	-	-	
12		A_B5000 Non Operating Revenues	-	-	-	-	
13		A_B5100 Appropriations	-	-	-	-	
14		A_B5300 Gifts	-	-	-	-	
15		A_B5500 Investment Income	-	-	-	-	
16		A_B5600 Other Non Operating Revenues	-	-	-	-	
17			Total_Revenue Revenue	-	-	-	-
18			A_B6000 Salaries, Wages & Benefits	2,432,245	1,858,159	3,252,901	820,656
19			A_B6200 Services & Fees	-	392	-	-
20			A_B6300 Travel	-	4,527	-	-
21			A_B6400 Supplies	-	7,690	-	-
22			A_B6450 Utilities	-	-	-	-
23			A_B6500 Repairs & Maintenance	-	334	-	-
24			A_B6550 Rentals & Leases	-	-	-	-
25			A_B6575 Interest Expense	-	-	-	-
26			A_B6600 Claims & Judgements	-	-	-	-
27			A_B6650 Other Expense	-	3,840	-	-
28			A_B6700 Subcontracts	-	-	-	-
29			A_B6900 Depreciation & Amortization	-	-	-	-
30			A_B7000 Capital Expense	-	-	-	-
31			A_B7200 Discontinued Operations	-	-	-	-
32			A_B7500 Other Non Operating Expenses	-	-	-	-
33			A_B7600 Internal Allocations & Sales	-	200	(36,234)	(36,234)
34			A_B7700 Funding Tranfers	-	-	-	-
35			Total_Expenses Expenses	2,432,245	1,875,142	3,216,667	784,422
36			Statement of Activities Net Result	2,432,245	1,875,142	3,216,667	784,422
37		FC_B20 Designated Op	A_B4000 Tuition & Educational Fees	-	-	-	-
38			A_B4100 Sales of Goods & Services	-	-	-	-
39			A_B4300 Grants & Contracts	-	-	-	-
40			A_43501 Federal Appropriations	-	-	-	-
41			A_B4400 Other Operating Revenue	-	-	(2,297)	(2,297)
42			A_B5000 Non Operating Revenues	-	-	-	-
43	A_B5100 Appropriations		-	-	-	-	
44	A_B5300 Gifts		-	-	-	-	
45	A_B5500 Investment Income		-	-	-	-	
46	A_B5600 Other Non Operating Revenues		-	-	-	-	
47			Total_Revenue Revenue	-	-	(2,297)	(2,297)
48			A_B6000 Salaries, Wages & Benefits	-	-	-	-
49			A_B6200 Services & Fees	-	-	-	-
50			A_B6300 Travel	-	-	2,297	2,297
51			A_B6400 Supplies	-	-	-	-
52			A_B6450 Utilities	-	-	-	-
53			A_B6500 Repairs & Maintenance	-	-	-	-
54			A_B6550 Rentals & Leases	-	-	-	-
55			A_B6575 Interest Expense	-	-	-	-
56			A_B6600 Claims & Judgements	-	-	-	-
57			A_B6650 Other Expense	-	-	-	-
58			A_B6700 Subcontracts	-	-	-	-
59			A_B6900 Depreciation & Amortization	-	-	-	-
60			A_B7000 Capital Expense	-	-	-	-
61			A_B7200 Discontinued Operations	-	-	-	-
62			A_B7500 Other Non Operating Expenses	-	-	-	-
63			A_B7600 Internal Allocations & Sales	-	-	-	-
64			A_B7700 Funding Tranfers	-	-	-	-
65			Total_Expenses Expenses	-	-	2,297	2,297
66			Statement of Activities Net Result	-	-	-	-


	A	B	C	D	E	F
1						
2	O_14101: Accounting & Finance					
3	Board of Trustees Report					
4	O_14101: Accounting & Finance					
5				FY18	FY19	
6	Fund Class - Source	Summary Level Natural Accounts	Budget	Actual through March	Budget	Variance FY18 Budget to FY19 Budget
67		A_B4000 Tuition & Educational Fees	-	19,114	30,150	30,150
68		A_B4100 Sales of Goods & Services	-	-	-	-
69		A_B4300 Grants & Contracts	-	-	-	-
70		A_43501 Federal Appropriations	-	-	-	-
71		A_B4400 Other Operating Revenue	-	-	-	-
72		A_B5000 Non Operating Revenues	-	-	-	-
73		A_B5100 Appropriations	-	-	-	-
74		A_B5300 Gifts	-	(77,461)	(467,905)	(467,905)
75		A_B5500 Investment Income	-	-	-	-
76		A_B5600 Other Non Operating Revenues	-	-	-	-
77		Total_Revenue Revenue	-	(58,347)	(437,755)	(437,755)
78		A_B6000 Salaries, Wages & Benefits	-	3,406	330,255	330,255
79		A_B6200 Services & Fees	-	6,176	10,200	10,200
80		A_B6300 Travel	-	37,828	66,500	66,500
81	FC_B30 Restr	A_B6400 Supplies	-	32,975	8,500	8,500
82	Expendable Op	A_B6450 Utilities	-	-	-	-
83		A_B6500 Repairs & Maintenance	-	-	1,000	1,000
84		A_B6550 Rentals & Leases	-	-	-	-
85		A_B6575 Interest Expense	-	-	-	-
86		A_B6600 Claims & Judgements	-	-	-	-
87		A_B6650 Other Expense	-	7,754	21,100	21,100
88		A_B6700 Subcontracts	-	-	-	-
89		A_B6900 Depreciation & Amortization	-	-	-	-
90		A_B7000 Capital Expense	-	-	-	-
91		A_B7200 Discontinued Operations	-	-	-	-
92		A_B7500 Other Non Operating Expenses	-	-	-	-
93		A_B7600 Internal Allocations & Sales	-	10,065	200	200
94		A_B7700 Funding Tranfers	-	-	-	-
95		Total_Expenses Expenses	-	98,204	437,755	437,755
96		Statement of Activities Net Result	-	39,856	-	-
97		A_B4000 Tuition & Educational Fees	-	-	-	-
98		A_B4100 Sales of Goods & Services	-	-	-	-
99		A_B4300 Grants & Contracts	-	-	-	-
100		A_43501 Federal Appropriations	-	-	-	-
101		A_B4400 Other Operating Revenue	-	-	-	-
102		A_B5000 Non Operating Revenues	-	-	-	-
103		A_B5100 Appropriations	-	-	-	-
104		A_B5300 Gifts	-	-	-	-
105		A_B5500 Investment Income	-	-	-	-
106		A_B5600 Other Non Operating Revenues	-	-	-	-
107		Total_Revenue Revenue	-	-	-	-
108		A_B6000 Salaries, Wages & Benefits	-	-	-	-
109		A_B6200 Services & Fees	-	-	-	-
110		A_B6300 Travel	-	-	-	-
111	FC_B35 Restr	A_B6400 Supplies	-	-	-	-
112	Expendable Non Op	A_B6450 Utilities	-	-	-	-
113		A_B6500 Repairs & Maintenance	-	-	-	-
114		A_B6550 Rentals & Leases	-	-	-	-
115		A_B6575 Interest Expense	-	-	-	-
116		A_B6600 Claims & Judgements	-	-	-	-
117		A_B6650 Other Expense	-	-	-	-
118		A_B6700 Subcontracts	-	-	-	-
119		A_B6900 Depreciation & Amortization	-	-	-	-
120		A_B7000 Capital Expense	-	-	-	-
121		A_B7200 Discontinued Operations	-	-	-	-
122		A_B7500 Other Non Operating Expenses	-	-	-	-
123		A_B7600 Internal Allocations & Sales	-	-	-	-
124		A_B7700 Funding Tranfers	-	-	-	-
125		Total_Expenses Expenses	-	-	-	-
126		Statement of Activities Net Result	-	-	-	-


	A	B	C	D	E	F
1						
2	O_14101: Accounting & Finance					
3	Board of Trustees Report					
4	O_14101: Accounting & Finance					
5			FY18		FY19	
6	Fund Class - Source	Summary Level Natural Accounts	Budget	Actual through March	Budget	Variance FY18 Budget to FY19 Budget
127		A_B4000 Tuition & Educational Fees	-	-	-	-
128		A_B4100 Sales of Goods & Services	-	-	-	-
129		A_B4300 Grants & Contracts	-	-	-	-
130		A_43501 Federal Appropriations	-	-	-	-
131		A_B4400 Other Operating Revenue	-	-	-	-
132		A_B5000 Non Operating Revenues	-	-	-	-
133		A_B5100 Appropriations	-	-	-	-
134		A_B5300 Gifts	-	-	-	-
135		A_B5500 Investment Income	-	-	-	-
136		A_B5600 Other Non Operating Revenues	-	-	-	-
137		Total_Revenue Revenue	-	-	-	-
138		A_B6000 Salaries, Wages & Benefits	-	-	-	-
139		A_B6200 Services & Fees	-	-	-	-
140		A_B6300 Travel	-	-	-	-
141	FC_B40 Restr	A_B6400 Supplies	-	-	-	-
142	Grants	A_B6450 Utilities	-	-	-	-
143		A_B6500 Repairs & Maintenance	-	-	-	-
144		A_B6550 Rentals & Leases	-	-	-	-
145		A_B6575 Interest Expense	-	-	-	-
146		A_B6600 Claims & Judgements	-	-	-	-
147		A_B6650 Other Expense	-	-	-	-
148		A_B6700 Subcontracts	-	-	-	-
149		A_B6900 Depreciation & Amortization	-	-	-	-
150		A_B7000 Capital Expense	-	-	-	-
151		A_B7200 Discontinued Operations	-	-	-	-
152		A_B7500 Other Non Operating Expenses	-	-	-	-
153		A_B7600 Internal Allocations & Sales	-	-	-	-
154		A_B7700 Funding Tranfers	-	-	-	-
155		Total_Expenses Expenses	-	-	-	-
156		Statement of Activities Net Result	-	-	-	-
157		A_B4000 Tuition & Educational Fees	-	-	-	-
158		A_B4100 Sales of Goods & Services	-	-	-	-
159		A_B4300 Grants & Contracts	-	-	-	-
160		A_43501 Federal Appropriations	-	-	-	-
161		A_B4400 Other Operating Revenue	-	-	-	-
162		A_B5000 Non Operating Revenues	-	-	-	-
163		A_B5100 Appropriations	-	-	-	-
164		A_B5300 Gifts	-	-	-	-
165		A_B5500 Investment Income	-	-	-	-
166		A_B5600 Other Non Operating Revenues	-	-	-	-
167		Total_Revenue Revenue	-	-	-	-
168		A_B6000 Salaries, Wages & Benefits	-	-	-	-
169		A_B6200 Services & Fees	-	-	-	-
170		A_B6300 Travel	-	-	-	-
171	FC_B45 Restr	A_B6400 Supplies	-	-	-	-
172	Govt Funds	A_B6450 Utilities	-	-	-	-
173		A_B6500 Repairs & Maintenance	-	-	-	-
174		A_B6550 Rentals & Leases	-	-	-	-
175		A_B6575 Interest Expense	-	-	-	-
176		A_B6600 Claims & Judgements	-	-	-	-
177		A_B6650 Other Expense	-	-	-	-
178		A_B6700 Subcontracts	-	-	-	-
179		A_B6900 Depreciation & Amortization	-	-	-	-
180		A_B7000 Capital Expense	-	-	-	-
181		A_B7200 Discontinued Operations	-	-	-	-
182		A_B7500 Other Non Operating Expenses	-	-	-	-
183		A_B7600 Internal Allocations & Sales	-	-	-	-
184		A_B7700 Funding Tranfers	-	-	-	-
185		Total_Expenses Expenses	-	-	-	-
186		Statement of Activities Net Result	-	-	-	-


	A	B	C	D	E	F	
1							
2	O_14102: Economics						
3	Board of Trustees Report						
4	O_14102: Economics						
5			FY18		FY19		
6	Fund Class - Source	Summary Level Natural Accounts	Budget	Actual through March	Budget	Variance FY18 Budget to FY19 Budget	
7	FC_105 Unrestricted Operating Class	A_B4000 Tuition & Educational Fees	-	6,437	-	-	
8		A_B4100 Sales of Goods & Services	-	(4,800)	-	-	
9		A_B4300 Grants & Contracts	-	-	-	-	
10		A_43501 Federal Appropriations	-	-	-	-	
11		A_B4400 Other Operating Revenue	-	-	-	-	
12		A_B5000 Non Operating Revenues	-	-	-	-	
13		A_B5100 Appropriations	-	-	-	-	
14		A_B5300 Gifts	-	-	-	-	
15		A_B5500 Investment Income	-	-	-	-	
16		A_B5600 Other Non Operating Revenues	-	-	-	-	
17			Total Revenue Revenue	-	1,637	-	-
18			A_B6000 Salaries, Wages & Benefits	2,179,473	1,477,964	2,006,495	(172,978)
19			A_B6200 Services & Fees	12,500	36,955	1,450	(11,050)
20			A_B6300 Travel	29,500	15,506	24,000	(5,500)
21			A_B6400 Supplies	10,900	6,264	7,650	(3,250)
22			A_B6450 Utilities	-	34	-	-
23			A_B6500 Repairs & Maintenance	25	-	-	(25)
24			A_B6550 Rentals & Leases	-	-	-	-
25			A_B6575 Interest Expense	-	-	-	-
26			A_B6600 Claims & Judgements	-	-	-	-
27			A_B6650 Other Expense	12,300	3,459	9,300	(3,000)
28			A_B6700 Subcontracts	-	-	-	-
29			A_B6900 Depreciation & Amortization	-	-	-	-
30			A_B7000 Capital Expense	-	-	-	-
31			A_B7200 Discontinued Operations	-	-	-	-
32			A_B7500 Other Non Operating Expenses	-	-	-	-
33			A_B7600 Internal Allocations & Sales	-	13,953	(115,558)	(115,558)
34			A_B7700 Funding Tranfers	(114,575)	-	-	114,575
35			Total Expenses Expenses	2,130,123	1,554,135	1,933,337	(196,786)
36			Statement of Activities Net Result	2,130,123	1,555,772	1,933,337	(196,786)
37		FC_B20 Designated Op	A_B4000 Tuition & Educational Fees	-	-	-	-
38			A_B4100 Sales of Goods & Services	-	-	-	-
39			A_B4300 Grants & Contracts	-	-	-	-
40			A_43501 Federal Appropriations	-	-	-	-
41			A_B4400 Other Operating Revenue	-	-	(26,701)	(26,701)
42			A_B5000 Non Operating Revenues	-	-	-	-
43	A_B5100 Appropriations		-	-	-	-	
44	A_B5300 Gifts		-	-	-	-	
45	A_B5500 Investment Income		-	-	-	-	
46	A_B5600 Other Non Operating Revenues		-	-	(24,674)	(24,674)	
47			Total Revenue Revenue	-	-	(51,375)	(51,375)
48			A_B6000 Salaries, Wages & Benefits	-	-	26,701	26,701
49			A_B6200 Services & Fees	-	-	-	-
50			A_B6300 Travel	-	-	15,000	15,000
51			A_B6400 Supplies	-	-	9,674	9,674
52			A_B6450 Utilities	-	-	-	-
53			A_B6500 Repairs & Maintenance	-	-	-	-
54			A_B6550 Rentals & Leases	-	-	-	-
55			A_B6575 Interest Expense	-	-	-	-
56			A_B6600 Claims & Judgements	-	-	-	-
57			A_B6650 Other Expense	-	-	-	-
58			A_B6700 Subcontracts	-	-	-	-
59			A_B6900 Depreciation & Amortization	-	-	-	-
60			A_B7000 Capital Expense	-	-	-	-
61			A_B7200 Discontinued Operations	-	-	-	-
62			A_B7500 Other Non Operating Expenses	-	-	-	-
63			A_B7600 Internal Allocations & Sales	-	-	-	-
64			A_B7700 Funding Tranfers	-	-	-	-
65			Total Expenses Expenses	-	-	51,375	51,375
66			Statement of Activities Net Result	-	-	-	-


	A	B	C	D	E	F
1						
2	O_14102: Economics					
3	Board of Trustees Report					
4	O_14102: Economics					
5						
6	Fund Class - Source	Summary Level Natural Accounts	FY18 Budget	FY19 Actual through March	FY19 Budget	Variance FY18 Budget to FY19 Budget
67		A_B4000 Tuition & Educational Fees	-	-	8,675	8,675
68		A_B4100 Sales of Goods & Services	-	-	-	-
69		A_B4300 Grants & Contracts	-	-	-	-
70		A_43501 Federal Appropriations	-	-	-	-
71		A_B4400 Other Operating Revenue	-	-	-	-
72		A_B5000 Non Operating Revenues	-	-	-	-
73		A_B5100 Appropriations	-	-	-	-
74		A_B5300 Gifts	-	(33,199)	(366,857)	(366,857)
75		A_B5500 Investment Income	-	-	-	-
76		A_B5600 Other Non Operating Revenues	-	-	-	-
77		Total_Revenue Revenue	-	(33,199)	(358,182)	(358,182)
78		A_B6000 Salaries, Wages & Benefits	-	35,415	267,487	267,487
79		A_B6200 Services & Fees	-	-	21,000	21,000
80		A_B6300 Travel	-	-	69,145	69,145
81	FC_B30 Restr Expendable Op	A_B6400 Supplies	-	-	-	-
82		A_B6450 Utilities	-	-	-	-
83		A_B6500 Repairs & Maintenance	-	-	-	-
84		A_B6550 Rentals & Leases	-	-	450	450
85		A_B6575 Interest Expense	-	-	-	-
86		A_B6600 Claims & Judgements	-	-	-	-
87		A_B6650 Other Expense	-	-	100	100
88		A_B6700 Subcontracts	-	-	-	-
89		A_B6900 Depreciation & Amortization	-	-	-	-
90		A_B7000 Capital Expense	-	-	-	-
91		A_B7200 Discontinued Operations	-	-	-	-
92		A_B7500 Other Non Operating Expenses	-	-	-	-
93		A_B7600 Internal Allocations & Sales	-	10,013	-	-
94		A_B7700 Funding Trfers	-	-	-	-
95			Total_Expenses Expenses	-	45,428	358,182
96		Statement of Activities Net Result	-	12,230	-	-
97		A_B4000 Tuition & Educational Fees	-	-	-	-
98		A_B4100 Sales of Goods & Services	-	-	-	-
99		A_B4300 Grants & Contracts	-	-	-	-
100		A_43501 Federal Appropriations	-	-	-	-
101		A_B4400 Other Operating Revenue	-	-	-	-
102		A_B5000 Non Operating Revenues	-	-	-	-
103		A_B5100 Appropriations	-	-	-	-
104		A_B5300 Gifts	-	-	-	-
105		A_B5500 Investment Income	-	-	-	-
106		A_B5600 Other Non Operating Revenues	-	-	-	-
107		Total_Revenue Revenue	-	-	-	-
108		A_B6000 Salaries, Wages & Benefits	-	-	-	-
109		A_B6200 Services & Fees	-	-	-	-
110		A_B6300 Travel	-	-	-	-
111	FC_B35 Restr Expendable Non Op	A_B6400 Supplies	-	-	-	-
112		A_B6450 Utilities	-	-	-	-
113		A_B6500 Repairs & Maintenance	-	-	-	-
114		A_B6550 Rentals & Leases	-	-	-	-
115		A_B6575 Interest Expense	-	-	-	-
116		A_B6600 Claims & Judgements	-	-	-	-
117		A_B6650 Other Expense	-	-	-	-
118		A_B6700 Subcontracts	-	-	-	-
119		A_B6900 Depreciation & Amortization	-	-	-	-
120		A_B7000 Capital Expense	-	-	-	-
121		A_B7200 Discontinued Operations	-	-	-	-
122		A_B7500 Other Non Operating Expenses	-	-	-	-
123		A_B7600 Internal Allocations & Sales	-	-	-	-
124		A_B7700 Funding Trfers	-	-	-	-
125			Total_Expenses Expenses	-	-	-
126		Statement of Activities Net Result	-	-	-	-


	A	B	C	D	E	F
1						
2	O_14102: Economics					
3	Board of Trustees Report					
4	O_14102: Economics					
5				FY18	FY19	
6	Fund Class - Source	Summary Level Natural Accounts	Budget	Actual through March	Budget	Variance FY18 Budget to FY19 Budget
127		A_B4000 Tuition & Educational Fees	-	-	(3,581)	(3,581)
128		A_B4100 Sales of Goods & Services	-	-	-	-
129		A_B4300 Grants & Contracts	-	(107,465)	(280,156)	(280,156)
130		A_43501 Federal Appropriations	-	-	-	-
131		A_B4400 Other Operating Revenue	-	-	-	-
132		A_B5000 Non Operating Revenues	-	-	-	-
133		A_B5100 Appropriations	-	-	-	-
134		A_B5300 Gifts	-	-	-	-
135		A_B5500 Investment Income	-	-	-	-
136		A_B5600 Other Non Operating Revenues	-	(12,324)	54,843	54,843
137		Total_Revenue Revenue	-	(119,789)	(228,894)	(228,894)
138		A_B6000 Salaries, Wages & Benefits	-	61,402	123,821	123,821
139		A_B6200 Services & Fees	-	-	43,652	43,652
140		A_B6300 Travel	-	-	15,329	15,329
141	FC_B40 Restr	A_B6400 Supplies	-	358	8,017	8,017
142	Grants	A_B6450 Utilities	-	-	-	-
143		A_B6500 Repairs & Maintenance	-	-	-	-
144		A_B6550 Rentals & Leases	-	-	27,059	27,059
145		A_B6575 Interest Expense	-	-	-	-
146		A_B6600 Claims & Judgements	-	-	-	-
147		A_B6650 Other Expense	-	30,523	-	-
148		A_B6700 Subcontracts	-	83,920	-	-
149		A_B6900 Depreciation & Amortization	-	-	-	-
150		A_B7000 Capital Expense	-	-	-	-
151		A_B7200 Discontinued Operations	-	-	-	-
152		A_B7500 Other Non Operating Expenses	-	-	-	-
153		A_B7600 Internal Allocations & Sales	-	-	-	-
154		A_B7700 Funding Tranfers	-	-	-	-
155		Total_Expenses Expenses	-	176,202	217,878	217,878
156		Statement of Activities Net Result	-	56,413	(11,016)	(11,016)
157		A_B4000 Tuition & Educational Fees	-	-	-	-
158		A_B4100 Sales of Goods & Services	-	-	-	-
159		A_B4300 Grants & Contracts	-	-	-	-
160		A_43501 Federal Appropriations	-	-	-	-
161		A_B4400 Other Operating Revenue	-	-	-	-
162		A_B5000 Non Operating Revenues	-	-	-	-
163		A_B5100 Appropriations	-	-	-	-
164		A_B5300 Gifts	-	-	-	-
165		A_B5500 Investment Income	-	-	-	-
166		A_B5600 Other Non Operating Revenues	-	-	-	-
167		Total_Revenue Revenue	-	-	-	-
168		A_B6000 Salaries, Wages & Benefits	-	-	-	-
169		A_B6200 Services & Fees	-	-	-	-
170		A_B6300 Travel	-	-	-	-
171	FC_B45 Restr	A_B6400 Supplies	-	-	-	-
172	Govt Funds	A_B6450 Utilities	-	-	-	-
173		A_B6500 Repairs & Maintenance	-	-	-	-
174		A_B6550 Rentals & Leases	-	-	-	-
175		A_B6575 Interest Expense	-	-	-	-
176		A_B6600 Claims & Judgements	-	-	-	-
177		A_B6650 Other Expense	-	-	-	-
178		A_B6700 Subcontracts	-	-	-	-
179		A_B6900 Depreciation & Amortization	-	-	-	-
180		A_B7000 Capital Expense	-	-	-	-
181		A_B7200 Discontinued Operations	-	-	-	-
182		A_B7500 Other Non Operating Expenses	-	-	-	-
183		A_B7600 Internal Allocations & Sales	-	-	-	-
184		A_B7700 Funding Tranfers	-	-	-	-
185		Total_Expenses Expenses	-	-	-	-
186		Statement of Activities Net Result	-	-	-	-


	A	B	C	D	E	F	
1							
2	O_14103: Management & Marketing						
3	Board of Trustees Report						
4	O_14103: Management & Marketing						
5			FY18		FY19		
6	Fund Class - Source	Summary Level Natural Accounts	Budget	Actual through March	Budget	Variance FY18 Budget to FY19 Budget	
7	FC_105 Unrestricted Operating Class	A_B4000 Tuition & Educational Fees	-	-	23,728	23,728	
8		A_B4100 Sales of Goods & Services	-	-	-	-	
9		A_B4300 Grants & Contracts	-	-	-	-	
10		A_43501 Federal Appropriations	-	-	-	-	
11		A_B4400 Other Operating Revenue	(5,500)	(6,635)	(8,000)	(2,500)	
12		A_B5000 Non Operating Revenues	-	-	-	-	
13		A_B5100 Appropriations	-	-	-	-	
14		A_B5300 Gifts	-	-	-	-	
15		A_B5500 Investment Income	-	-	-	-	
16		A_B5600 Other Non Operating Revenues	-	-	-	-	
17			Total_Revenue Revenue	(5,500)	(6,635)	15,728	21,228
18			A_B6000 Salaries, Wages & Benefits	3,347,869	2,383,993	3,732,063	384,195
19			A_B6200 Services & Fees	-	3,781	3,950	3,950
20			A_B6300 Travel	-	4,810	5,800	5,800
21			A_B6400 Supplies	1,860	3,339	226	(1,634)
22			A_B6450 Utilities	-	-	-	-
23			A_B6500 Repairs & Maintenance	-	187	-	-
24			A_B6550 Rentals & Leases	-	-	-	-
25			A_B6575 Interest Expense	-	-	-	-
26			A_B6600 Claims & Judgements	-	-	-	-
27			A_B6650 Other Expense	-	10,782	3,886	3,886
28			A_B6700 Subcontracts	-	-	-	-
29			A_B6900 Depreciation & Amortization	-	-	-	-
30			A_B7000 Capital Expense	-	-	-	-
31			A_B7200 Discontinued Operations	-	-	-	-
32			A_B7500 Other Non Operating Expenses	-	-	-	-
33			A_B7600 Internal Allocations & Sales	(168,386)	259	(83,877)	84,509
34			A_B7700 Funding Tranfers	-	-	-	-
35			Total_Expenses Expenses	3,181,343	2,407,150	3,662,048	480,705
36			Statement of Activities Net Result	3,175,843	2,400,515	3,677,776	501,933
37		FC_B20 Designated Op	A_B4000 Tuition & Educational Fees	-	-	-	-
38			A_B4100 Sales of Goods & Services	-	-	-	-
39			A_B4300 Grants & Contracts	-	-	-	-
40			A_43501 Federal Appropriations	-	-	-	-
41			A_B4400 Other Operating Revenue	-	-	(1,776)	(1,776)
42			A_B5000 Non Operating Revenues	-	-	-	-
43	A_B5100 Appropriations		-	-	-	-	
44	A_B5300 Gifts		-	-	-	-	
45	A_B5500 Investment Income		-	-	-	-	
46	A_B5600 Other Non Operating Revenues		-	-	(1,776)	(1,776)	
47			Total_Revenue Revenue	-	-	(3,552)	(3,552)
48			A_B6000 Salaries, Wages & Benefits	-	-	-	-
49			A_B6200 Services & Fees	-	-	-	-
50			A_B6300 Travel	-	-	1,776	1,776
51			A_B6400 Supplies	-	-	1,776	1,776
52			A_B6450 Utilities	-	-	-	-
53			A_B6500 Repairs & Maintenance	-	-	-	-
54			A_B6550 Rentals & Leases	-	-	-	-
55			A_B6575 Interest Expense	-	-	-	-
56			A_B6600 Claims & Judgements	-	-	-	-
57			A_B6650 Other Expense	-	-	-	-
58			A_B6700 Subcontracts	-	-	-	-
59			A_B6900 Depreciation & Amortization	-	-	-	-
60			A_B7000 Capital Expense	-	-	-	-
61			A_B7200 Discontinued Operations	-	-	-	-
62			A_B7500 Other Non Operating Expenses	-	-	-	-
63			A_B7600 Internal Allocations & Sales	-	-	-	-
64			A_B7700 Funding Tranfers	-	-	-	-
65			Total_Expenses Expenses	-	-	3,552	3,552
66			Statement of Activities Net Result	-	-	-	-


	A	B	C	D	E	F
1						
2	O_14103: Management & Marketing					
3	Board of Trustees Report					
4	O_14103: Management & Marketing					
5				FY18	FY19	
6	Fund Class - Source	Summary Level Natural Accounts	Budget	Actual through March	Budget	Variance FY18 Budget to FY19 Budget
67		A_B4000 Tuition & Educational Fees	-	27,761	15,820	15,820
68		A_B4100 Sales of Goods & Services	-	-	-	-
69		A_B4300 Grants & Contracts	-	-	-	-
70		A_43501 Federal Appropriations	-	-	-	-
71		A_B4400 Other Operating Revenue	-	-	-	-
72		A_B5000 Non Operating Revenues	-	-	-	-
73		A_B5100 Appropriations	-	-	-	-
74		A_B5300 Gifts	-	(303,273)	(1,070,631)	(1,070,631)
75		A_B5500 Investment Income	-	-	-	-
76		A_B5600 Other Non Operating Revenues	-	-	-	-
77		Total_Revenue Revenue	-	(275,512)	(1,054,811)	(1,054,811)
78		A_B6000 Salaries, Wages & Benefits	-	311,512	838,208	838,208
79		A_B6200 Services & Fees	-	15,306	45,184	45,184
80		A_B6300 Travel	-	52,691	72,129	72,129
81	FC_B30 Restr Expendable Op	A_B6400 Supplies	-	14,690	32,450	32,450
82		A_B6450 Utilities	-	136	-	-
83		A_B6500 Repairs & Maintenance	-	-	1,020	1,020
84		A_B6550 Rentals & Leases	-	673	-	-
85		A_B6575 Interest Expense	-	-	-	-
86		A_B6600 Claims & Judgements	-	-	-	-
87		A_B6650 Other Expense	-	27,126	65,820	65,820
88		A_B6700 Subcontracts	-	200	-	-
89		A_B6900 Depreciation & Amortization	-	-	-	-
90		A_B7000 Capital Expense	-	-	-	-
91		A_B7200 Discontinued Operations	-	-	-	-
92		A_B7500 Other Non Operating Expenses	-	-	-	-
93		A_B7600 Internal Allocations & Sales	-	11,739	-	-
94		A_B7700 Funding Tranfers	-	-	-	-
95			Total_Expenses Expenses	-	434,072	1,054,811
96		Statement of Activities Net Result	-	158,560	-	-
97		A_B4000 Tuition & Educational Fees	-	-	-	-
98		A_B4100 Sales of Goods & Services	-	-	-	-
99		A_B4300 Grants & Contracts	-	-	-	-
100		A_43501 Federal Appropriations	-	-	-	-
101		A_B4400 Other Operating Revenue	-	-	-	-
102		A_B5000 Non Operating Revenues	-	-	-	-
103		A_B5100 Appropriations	-	-	-	-
104		A_B5300 Gifts	-	-	-	-
105		A_B5500 Investment Income	-	-	-	-
106		A_B5600 Other Non Operating Revenues	-	-	-	-
107		Total_Revenue Revenue	-	-	-	-
108		A_B6000 Salaries, Wages & Benefits	-	-	-	-
109		A_B6200 Services & Fees	-	-	-	-
110		A_B6300 Travel	-	-	-	-
111	FC_B35 Restr Expendable Non Op	A_B6400 Supplies	-	-	-	-
112		A_B6450 Utilities	-	-	-	-
113		A_B6500 Repairs & Maintenance	-	-	-	-
114		A_B6550 Rentals & Leases	-	-	-	-
115		A_B6575 Interest Expense	-	-	-	-
116		A_B6600 Claims & Judgements	-	-	-	-
117		A_B6650 Other Expense	-	-	-	-
118		A_B6700 Subcontracts	-	-	-	-
119		A_B6900 Depreciation & Amortization	-	-	-	-
120		A_B7000 Capital Expense	-	-	-	-
121		A_B7200 Discontinued Operations	-	-	-	-
122		A_B7500 Other Non Operating Expenses	-	-	-	-
123		A_B7600 Internal Allocations & Sales	-	-	-	-
124		A_B7700 Funding Tranfers	-	-	-	-
125			Total_Expenses Expenses	-	-	-
126		Statement of Activities Net Result	-	-	-	-


	A	B	C	D	E	F
1						
2	O_14103: Management & Marketing					
3	Board of Trustees Report					
4	O_14103: Management & Marketing					
5				FY18	FY19	
6	Fund Class - Source	Summary Level Natural Accounts	Budget	Actual through March	Budget	Variance FY18 Budget to FY19 Budget
127		A_B4000 Tuition & Educational Fees	-	-	-	-
128		A_B4100 Sales of Goods & Services	-	-	-	-
129		A_B4300 Grants & Contracts	-	-	-	-
130		A_43501 Federal Appropriations	-	-	-	-
131		A_B4400 Other Operating Revenue	-	-	-	-
132		A_B5000 Non Operating Revenues	-	-	-	-
133		A_B5100 Appropriations	-	-	-	-
134		A_B5300 Gifts	-	-	-	-
135		A_B5500 Investment Income	-	-	-	-
136		A_B5600 Other Non Operating Revenues	-	-	-	-
137		Total_Revenue Revenue	-	-	-	-
138		A_B6000 Salaries, Wages & Benefits	-	-	-	-
139		A_B6200 Services & Fees	-	-	-	-
140		A_B6300 Travel	-	-	-	-
141	FC_B40 Restr	A_B6400 Supplies	-	-	-	-
142	Grants	A_B6450 Utilities	-	-	-	-
143		A_B6500 Repairs & Maintenance	-	-	-	-
144		A_B6550 Rentals & Leases	-	-	-	-
145		A_B6575 Interest Expense	-	-	-	-
146		A_B6600 Claims & Judgements	-	-	-	-
147		A_B6650 Other Expense	-	-	-	-
148		A_B6700 Subcontracts	-	-	-	-
149		A_B6900 Depreciation & Amortization	-	-	-	-
150		A_B7000 Capital Expense	-	-	-	-
151		A_B7200 Discontinued Operations	-	-	-	-
152		A_B7500 Other Non Operating Expenses	-	-	-	-
153		A_B7600 Internal Allocations & Sales	-	-	-	-
154		A_B7700 Funding Tranfers	-	-	-	-
155		Total_Expenses Expenses	-	-	-	-
156		Statement of Activities Net Result	-	-	-	-
157		A_B4000 Tuition & Educational Fees	-	-	-	-
158		A_B4100 Sales of Goods & Services	-	-	-	-
159		A_B4300 Grants & Contracts	-	-	-	-
160		A_43501 Federal Appropriations	-	-	-	-
161		A_B4400 Other Operating Revenue	-	-	-	-
162		A_B5000 Non Operating Revenues	-	-	-	-
163		A_B5100 Appropriations	-	-	-	-
164		A_B5300 Gifts	-	-	-	-
165		A_B5500 Investment Income	-	-	-	-
166		A_B5600 Other Non Operating Revenues	-	-	-	-
167		Total_Revenue Revenue	-	-	-	-
168		A_B6000 Salaries, Wages & Benefits	-	-	-	-
169		A_B6200 Services & Fees	-	-	-	-
170		A_B6300 Travel	-	-	-	-
171	FC_B45 Restr	A_B6400 Supplies	-	-	-	-
172	Govt Funds	A_B6450 Utilities	-	-	-	-
173		A_B6500 Repairs & Maintenance	-	-	-	-
174		A_B6550 Rentals & Leases	-	-	-	-
175		A_B6575 Interest Expense	-	-	-	-
176		A_B6600 Claims & Judgements	-	-	-	-
177		A_B6650 Other Expense	-	-	-	-
178		A_B6700 Subcontracts	-	-	-	-
179		A_B6900 Depreciation & Amortization	-	-	-	-
180		A_B7000 Capital Expense	-	-	-	-
181		A_B7200 Discontinued Operations	-	-	-	-
182		A_B7500 Other Non Operating Expenses	-	-	-	-
183		A_B7600 Internal Allocations & Sales	-	-	-	-
184		A_B7700 Funding Tranfers	-	-	-	-
185		Total_Expenses Expenses	-	-	-	-
186		Statement of Activities Net Result	-	-	-	-


	A	B	C	D	E	F	
1							
2	O_14104: MBA Program						
3	Board of Trustees Report						
4	O_14104: MBA Program						
5			FY18		FY19		
6	Fund Class - Source	Summary Level Natural Accounts	Budget	Actual through March	Budget	Variance FY18 Budget to FY19 Budget	
7	FC_105 Unrestricted Operating Class	A_B4000 Tuition & Educational Fees	(231,655)	4,157	(263,194)	(31,539)	
8		A_B4100 Sales of Goods & Services	-	-	-	-	
9		A_B4300 Grants & Contracts	-	-	-	-	
10		A_43501 Federal Appropriations	-	-	-	-	
11		A_B4400 Other Operating Revenue	-	-	-	-	
12		A_B5000 Non Operating Revenues	-	-	-	-	
13		A_B5100 Appropriations	-	-	-	-	
14		A_B5300 Gifts	-	-	-	-	
15		A_B5500 Investment Income	-	-	-	-	
16		A_B5600 Other Non Operating Revenues	-	-	-	-	
17			Total_Revenue Revenue	(231,655)	4,157	(263,194)	(31,539)
18			A_B6000 Salaries, Wages & Benefits	176,044	153,741	288,381	112,337
19			A_B6200 Services & Fees	23,500	31,137	-	(23,500)
20			A_B6300 Travel	50,000	42,824	82,150	32,150
21			A_B6400 Supplies	8,650	2,529	4,300	(4,350)
22			A_B6450 Utilities	-	-	-	-
23			A_B6500 Repairs & Maintenance	-	-	-	-
24			A_B6550 Rentals & Leases	4,300	-	-	(4,300)
25			A_B6575 Interest Expense	-	-	-	-
26			A_B6600 Claims & Judgements	-	-	-	-
27			A_B6650 Other Expense	2,250	34,355	-	(2,250)
28			A_B6700 Subcontracts	-	-	-	-
29			A_B6900 Depreciation & Amortization	-	-	-	-
30			A_B7000 Capital Expense	-	-	-	-
31			A_B7200 Discontinued Operations	-	-	-	-
32			A_B7500 Other Non Operating Expenses	-	-	-	-
33			A_B7600 Internal Allocations & Sales	-	5,511	-	-
34			A_B7700 Funding Tranfers	-	-	-	-
35			Total_Expenses Expenses	264,744	270,097	374,831	110,087
36			Statement of Activities Net Result	33,089	274,254	111,637	78,548
37		FC_B20 Designated Op	A_B4000 Tuition & Educational Fees	-	-	-	-
38			A_B4100 Sales of Goods & Services	-	-	-	-
39			A_B4300 Grants & Contracts	-	-	-	-
40			A_43501 Federal Appropriations	-	-	-	-
41			A_B4400 Other Operating Revenue	-	-	-	-
42			A_B5000 Non Operating Revenues	-	-	-	-
43	A_B5100 Appropriations		-	-	-	-	
44	A_B5300 Gifts		-	-	-	-	
45	A_B5500 Investment Income		-	-	-	-	
46	A_B5600 Other Non Operating Revenues		-	-	-	-	
47			Total_Revenue Revenue	-	-	-	-
48			A_B6000 Salaries, Wages & Benefits	-	-	-	-
49			A_B6200 Services & Fees	-	-	-	-
50			A_B6300 Travel	-	-	-	-
51			A_B6400 Supplies	-	-	-	-
52			A_B6450 Utilities	-	-	-	-
53			A_B6500 Repairs & Maintenance	-	-	-	-
54			A_B6550 Rentals & Leases	-	-	-	-
55			A_B6575 Interest Expense	-	-	-	-
56			A_B6600 Claims & Judgements	-	-	-	-
57			A_B6650 Other Expense	-	-	-	-
58			A_B6700 Subcontracts	-	-	-	-
59			A_B6900 Depreciation & Amortization	-	-	-	-
60			A_B7000 Capital Expense	-	-	-	-
61			A_B7200 Discontinued Operations	-	-	-	-
62			A_B7500 Other Non Operating Expenses	-	-	-	-
63			A_B7600 Internal Allocations & Sales	-	-	-	-
64			A_B7700 Funding Tranfers	-	-	-	-
65			Total_Expenses Expenses	-	-	-	-
66			Statement of Activities Net Result	-	-	-	-


	A	B	C	D	E	F
1						
2	O_14104: MBA Program					
3	Board of Trustees Report					
4	O_14104: MBA Program					
5				FY18	FY19	
6	Fund Class - Source	Summary Level Natural Accounts	Budget	Actual through March	Budget	Variance FY18 Budget to FY19 Budget
67		A_B4000 Tuition & Educational Fees	-	40,500	38,738	38,738
68		A_B4100 Sales of Goods & Services	-	-	-	-
69		A_B4300 Grants & Contracts	-	-	-	-
70		A_43501 Federal Appropriations	-	-	-	-
71		A_B4400 Other Operating Revenue	-	-	-	-
72		A_B5000 Non Operating Revenues	-	-	-	-
73		A_B5100 Appropriations	-	-	-	-
74		A_B5300 Gifts	-	(133,106)	(152,738)	(152,738)
75		A_B5500 Investment Income	-	-	-	-
76		A_B5600 Other Non Operating Revenues	-	-	-	-
77		Total_Revenue Revenue	-	(92,606)	(114,000)	(114,000)
78		A_B6000 Salaries, Wages & Benefits	-	86,270	71,650	71,650
79		A_B6200 Services & Fees	-	17,217	5,800	5,800
80		A_B6300 Travel	-	25,661	31,550	31,550
81	FC_B30 Restr	A_B6400 Supplies	-	715	2,300	2,300
82	Expendable Op	A_B6450 Utilities	-	-	-	-
83		A_B6500 Repairs & Maintenance	-	-	-	-
84		A_B6550 Rentals & Leases	-	-	1,200	1,200
85		A_B6575 Interest Expense	-	-	-	-
86		A_B6600 Claims & Judgements	-	-	-	-
87		A_B6650 Other Expense	-	540	1,500	1,500
88		A_B6700 Subcontracts	-	-	-	-
89		A_B6900 Depreciation & Amortization	-	-	-	-
90		A_B7000 Capital Expense	-	-	-	-
91		A_B7200 Discontinued Operations	-	-	-	-
92		A_B7500 Other Non Operating Expenses	-	-	-	-
93		A_B7600 Internal Allocations & Sales	-	3,761	-	-
94		A_B7700 Funding Tranfers	-	-	-	-
95		Total_Expenses Expenses	-	134,163	114,000	114,000
96		Statement of Activities Net Result	-	41,557	-	-
97		A_B4000 Tuition & Educational Fees	-	-	-	-
98		A_B4100 Sales of Goods & Services	-	-	-	-
99		A_B4300 Grants & Contracts	-	-	-	-
100		A_43501 Federal Appropriations	-	-	-	-
101		A_B4400 Other Operating Revenue	-	-	-	-
102		A_B5000 Non Operating Revenues	-	-	-	-
103		A_B5100 Appropriations	-	-	-	-
104		A_B5300 Gifts	-	-	-	-
105		A_B5500 Investment Income	-	-	-	-
106		A_B5600 Other Non Operating Revenues	-	-	-	-
107		Total_Revenue Revenue	-	-	-	-
108		A_B6000 Salaries, Wages & Benefits	-	-	-	-
109		A_B6200 Services & Fees	-	-	-	-
110		A_B6300 Travel	-	-	-	-
111	FC_B35 Restr	A_B6400 Supplies	-	-	-	-
112	Expendable Non Op	A_B6450 Utilities	-	-	-	-
113		A_B6500 Repairs & Maintenance	-	-	-	-
114		A_B6550 Rentals & Leases	-	-	-	-
115		A_B6575 Interest Expense	-	-	-	-
116		A_B6600 Claims & Judgements	-	-	-	-
117		A_B6650 Other Expense	-	-	-	-
118		A_B6700 Subcontracts	-	-	-	-
119		A_B6900 Depreciation & Amortization	-	-	-	-
120		A_B7000 Capital Expense	-	-	-	-
121		A_B7200 Discontinued Operations	-	-	-	-
122		A_B7500 Other Non Operating Expenses	-	-	-	-
123		A_B7600 Internal Allocations & Sales	-	-	-	-
124		A_B7700 Funding Tranfers	-	-	-	-
125		Total_Expenses Expenses	-	-	-	-
126		Statement of Activities Net Result	-	-	-	-


	A	B	C	D	E	F
1						
2	O_14104: MBA Program					
3	Board of Trustees Report					
4	O_14104: MBA Program					
5			FY18		FY19	
6	Fund Class - Source	Summary Level Natural Accounts	Budget	Actual through March	Budget	Variance FY18 Budget to FY19 Budget
127		A_B4000 Tuition & Educational Fees	-	-	-	-
128		A_B4100 Sales of Goods & Services	-	-	-	-
129		A_B4300 Grants & Contracts	-	-	-	-
130		A_43501 Federal Appropriations	-	-	-	-
131		A_B4400 Other Operating Revenue	-	-	-	-
132		A_B5000 Non Operating Revenues	-	-	-	-
133		A_B5100 Appropriations	-	-	-	-
134		A_B5300 Gifts	-	-	-	-
135		A_B5500 Investment Income	-	-	-	-
136		A_B5600 Other Non Operating Revenues	-	-	-	-
137		Total_Revenue Revenue	-	-	-	-
138		A_B6000 Salaries, Wages & Benefits	-	-	-	-
139		A_B6200 Services & Fees	-	-	-	-
140		A_B6300 Travel	-	-	-	-
141	FC_B40 Restr	A_B6400 Supplies	-	-	-	-
142	Grants	A_B6450 Utilities	-	-	-	-
143		A_B6500 Repairs & Maintenance	-	-	-	-
144		A_B6550 Rentals & Leases	-	-	-	-
145		A_B6575 Interest Expense	-	-	-	-
146		A_B6600 Claims & Judgements	-	-	-	-
147		A_B6650 Other Expense	-	-	-	-
148		A_B6700 Subcontracts	-	-	-	-
149		A_B6900 Depreciation & Amortization	-	-	-	-
150		A_B7000 Capital Expense	-	-	-	-
151		A_B7200 Discontinued Operations	-	-	-	-
152		A_B7500 Other Non Operating Expenses	-	-	-	-
153		A_B7600 Internal Allocations & Sales	-	-	-	-
154		A_B7700 Funding Tranfers	-	-	-	-
155		Total_Expenses Expenses	-	-	-	-
156		Statement of Activities Net Result	-	-	-	-
157		A_B4000 Tuition & Educational Fees	-	-	-	-
158		A_B4100 Sales of Goods & Services	-	-	-	-
159		A_B4300 Grants & Contracts	-	-	-	-
160		A_43501 Federal Appropriations	-	-	-	-
161		A_B4400 Other Operating Revenue	-	-	-	-
162		A_B5000 Non Operating Revenues	-	-	-	-
163		A_B5100 Appropriations	-	-	-	-
164		A_B5300 Gifts	-	-	-	-
165		A_B5500 Investment Income	-	-	-	-
166		A_B5600 Other Non Operating Revenues	-	-	-	-
167		Total_Revenue Revenue	-	-	-	-
168		A_B6000 Salaries, Wages & Benefits	-	-	-	-
169		A_B6200 Services & Fees	-	-	-	-
170		A_B6300 Travel	-	-	-	-
171	FC_B45 Restr	A_B6400 Supplies	-	-	-	-
172	Govt Funds	A_B6450 Utilities	-	-	-	-
173		A_B6500 Repairs & Maintenance	-	-	-	-
174		A_B6550 Rentals & Leases	-	-	-	-
175		A_B6575 Interest Expense	-	-	-	-
176		A_B6600 Claims & Judgements	-	-	-	-
177		A_B6650 Other Expense	-	-	-	-
178		A_B6700 Subcontracts	-	-	-	-
179		A_B6900 Depreciation & Amortization	-	-	-	-
180		A_B7000 Capital Expense	-	-	-	-
181		A_B7200 Discontinued Operations	-	-	-	-
182		A_B7500 Other Non Operating Expenses	-	-	-	-
183		A_B7600 Internal Allocations & Sales	-	-	-	-
184		A_B7700 Funding Tranfers	-	-	-	-
185		Total_Expenses Expenses	-	-	-	-
186		Statement of Activities Net Result	-	-	-	-

	A	B	C	D	E	F	
1							
2	O_C1500: College of Education Subdivision						
3	Board of Trustees Report						
4	O_C1500: College of Education Subdivision						
5			FY18		FY19		
6	Fund Class - Source	Summary Level Natural Accounts	Budget	Actual through March	Budget	Variance FY18 Budget to FY19 Budget	
7	FC_105 Unrestricted Operating Class	A_B4000 Tuition & Educational Fees	(1,344,829)	(1,299,339)	(1,286,311)	58,518	
8		A_B4100 Sales of Goods & Services	(4,964)	(9,557)	(1,760)	3,204	
9		A_B4300 Grants & Contracts	-	-	-	-	
10		A_43501 Federal Appropriations	-	-	-	-	
11		A_B4400 Other Operating Revenue	(110,707)	(83,130)	-	110,707	
12		A_B5000 Non Operating Revenues	-	-	-	-	
13		A_B5100 Appropriations	-	-	-	-	
14		A_B5300 Gifts	-	-	-	-	
15		A_B5500 Investment Income	-	-	-	-	
16		A_B5600 Other Non Operating Revenues	225	-	-	(225)	
17			Total_Revenue Revenue	(1,460,275)	(1,392,026)	(1,288,071)	172,204
18			A_B6000 Salaries, Wages & Benefits	8,697,553	5,993,473	8,153,796	(543,757)
19			A_B6200 Services & Fees	333,789	86,758	135,984	(197,805)
20			A_B6300 Travel	273,222	144,140	343,285	70,063
21			A_B6400 Supplies	254,335	194,151	262,776	8,441
22			A_B6450 Utilities	1,500	999	1,725	225
23			A_B6500 Repairs & Maintenance	3,700	113,064	4,000	300
24			A_B6550 Rentals & Leases	3,691	826	3,591	(100)
25			A_B6575 Interest Expense	-	-	-	-
26			A_B6600 Claims & Judgements	-	-	-	-
27			A_B6650 Other Expense	87,575	32,893	112,299	24,724
28			A_B6700 Subcontracts	-	184	200	200
29			A_B6900 Depreciation & Amortization	-	-	-	-
30			A_B7000 Capital Expense	-	848	1,000	1,000
31			A_B7200 Discontinued Operations	-	-	-	-
32			A_B7500 Other Non Operating Expenses	-	-	(16,500)	(16,500)
33			A_B7600 Internal Allocations & Sales	(241,103)	72,654	(69,386)	171,717
34			A_B7700 Funding Tranfers	(934,346)	-	(300,000)	634,346
35			Total_Expenses Expenses	8,479,915	6,639,990	8,632,770	152,855
36			Statement of Activities Net Result	7,019,640	5,247,964	7,344,699	325,059
37		FC_B20 Designated Op	A_B4000 Tuition & Educational Fees	(125,020)	(68,955)	(190,516)	(65,496)
38			A_B4100 Sales of Goods & Services	-	-	(800)	(800)
39			A_B4300 Grants & Contracts	-	-	-	-
40			A_43501 Federal Appropriations	-	-	-	-
41			A_B4400 Other Operating Revenue	(2,070)	(150)	(91,750)	(89,680)
42			A_B5000 Non Operating Revenues	-	-	-	-
43	A_B5100 Appropriations		-	-	-	-	
44	A_B5300 Gifts		-	-	-	-	
45	A_B5500 Investment Income		-	-	-	-	
46	A_B5600 Other Non Operating Revenues		-	-	-	-	
47			Total_Revenue Revenue	(127,090)	(69,105)	(283,066)	(155,976)
48			A_B6000 Salaries, Wages & Benefits	-	-	53,432	53,432
49			A_B6200 Services & Fees	16,820	500	133,190	116,370
50			A_B6300 Travel	1,585	821	30,871	29,286
51			A_B6400 Supplies	44,953	70,759	96,786	51,833
52			A_B6450 Utilities	-	-	-	-
53			A_B6500 Repairs & Maintenance	7,500	-	-	(7,500)
54			A_B6550 Rentals & Leases	125	-	-	(125)
55			A_B6575 Interest Expense	-	-	-	-
56			A_B6600 Claims & Judgements	-	-	-	-
57			A_B6650 Other Expense	66,255	133	6,000	(60,255)
58			A_B6700 Subcontracts	-	-	-	-
59			A_B6900 Depreciation & Amortization	-	-	-	-
60			A_B7000 Capital Expense	-	-	-	-
61			A_B7200 Discontinued Operations	-	-	-	-
62			A_B7500 Other Non Operating Expenses	-	-	-	-
63			A_B7600 Internal Allocations & Sales	-	47	166,164	166,164
64			A_B7700 Funding Tranfers	(14,074)	-	(210,250)	(196,176)
65			Total_Expenses Expenses	123,165	72,260	276,193	153,028
66			Statement of Activities Net Result	(3,925)	3,155	(6,873)	(2,948)


	A	B	C	D	E	F
1						
2	O_C1500: College of Education Subdivision					
3	Board of Trustees Report					
4	O_C1500: College of Education Subdivision					
5				FY18	FY19	
6	Fund Class - Source	Summary Level Natural Accounts	Budget	Actual through March	Budget	Variance FY18 Budget to FY19 Budget
67		A_B4000 Tuition & Educational Fees	-	164,706	57,074	57,074
68		A_B4100 Sales of Goods & Services	-	-	-	-
69		A_B4300 Grants & Contracts	-	-	-	-
70		A_43501 Federal Appropriations	-	-	-	-
71		A_B4400 Other Operating Revenue	-	-	-	-
72		A_B5000 Non Operating Revenues	-	-	-	-
73		A_B5100 Appropriations	-	(525,576)	-	-
74		A_B5300 Gifts	-	(1,059,360)	(2,019,667)	(2,019,667)
75		A_B5500 Investment Income	-	-	-	-
76		A_B5600 Other Non Operating Revenues	-	-	-	-
77		Total_Revenue Revenue	-	(1,420,230)	(1,962,592)	(1,962,592)
78		A_B6000 Salaries, Wages & Benefits	-	1,153,948	1,537,008	1,537,008
79		A_B6200 Services & Fees	-	136,794	78,380	78,380
80		A_B6300 Travel	-	123,162	221,519	221,519
81	FC_B30 Restr	A_B6400 Supplies	-	48,257	63,650	63,650
82	Expendable Op	A_B6450 Utilities	-	-	-	-
83		A_B6500 Repairs & Maintenance	-	-	-	-
84		A_B6550 Rentals & Leases	-	1,697	-	-
85		A_B6575 Interest Expense	-	-	-	-
86		A_B6600 Claims & Judgements	-	-	-	-
87		A_B6650 Other Expense	-	81,635	41,000	41,000
88		A_B6700 Subcontracts	-	-	-	-
89		A_B6900 Depreciation & Amortization	-	-	-	-
90		A_B7000 Capital Expense	-	-	-	-
91		A_B7200 Discontinued Operations	-	-	-	-
92		A_B7500 Other Non Operating Expenses	-	-	-	-
93		A_B7600 Internal Allocations & Sales	-	42,539	21,036	21,036
94		A_B7700 Funding Tranfers	-	-	-	-
95		Total_Expenses Expenses	-	1,588,032	1,962,592	1,962,592
96		Statement of Activities Net Result	-	167,802	-	-
97		A_B4000 Tuition & Educational Fees	-	-	-	-
98		A_B4100 Sales of Goods & Services	-	-	-	-
99		A_B4300 Grants & Contracts	-	-	-	-
100		A_43501 Federal Appropriations	-	-	-	-
101		A_B4400 Other Operating Revenue	-	-	-	-
102		A_B5000 Non Operating Revenues	-	-	-	-
103		A_B5100 Appropriations	-	-	-	-
104		A_B5300 Gifts	-	-	-	-
105		A_B5500 Investment Income	-	-	-	-
106		A_B5600 Other Non Operating Revenues	-	-	-	-
107		Total_Revenue Revenue	-	-	-	-
108		A_B6000 Salaries, Wages & Benefits	-	-	-	-
109		A_B6200 Services & Fees	-	-	-	-
110		A_B6300 Travel	-	-	-	-
111	FC_B35 Restr	A_B6400 Supplies	-	-	-	-
112	Expendable Non Op	A_B6450 Utilities	-	-	-	-
113		A_B6500 Repairs & Maintenance	-	-	-	-
114		A_B6550 Rentals & Leases	-	-	-	-
115		A_B6575 Interest Expense	-	-	-	-
116		A_B6600 Claims & Judgements	-	-	-	-
117		A_B6650 Other Expense	-	-	-	-
118		A_B6700 Subcontracts	-	-	-	-
119		A_B6900 Depreciation & Amortization	-	-	-	-
120		A_B7000 Capital Expense	-	-	-	-
121		A_B7200 Discontinued Operations	-	-	-	-
122		A_B7500 Other Non Operating Expenses	-	-	-	-
123		A_B7600 Internal Allocations & Sales	-	-	-	-
124		A_B7700 Funding Tranfers	-	-	-	-
125		Total_Expenses Expenses	-	-	-	-
126		Statement of Activities Net Result	-	-	-	-

	A	B	C	D	E	F
1						
2	O_C1500: College of Education Subdivision					
3	Board of Trustees Report					
4	O_C1500: College of Education Subdivision					
5				FY18	FY19	
6	Fund Class - Source	Summary Level Natural Accounts	Budget	Actual through March	Budget	Variance FY18 Budget to FY19 Budget
127		A_B4000 Tuition & Educational Fees	-	-	22,759	22,759
128		A_B4100 Sales of Goods & Services	-	-	-	-
129		A_B4300 Grants & Contracts	-	(707,754)	(855,332)	(855,332)
130		A_43501 Federal Appropriations	-	-	-	-
131		A_B4400 Other Operating Revenue	-	-	-	-
132		A_B5000 Non Operating Revenues	-	-	-	-
133		A_B5100 Appropriations	-	-	-	-
134		A_B5300 Gifts	-	-	-	-
135		A_B5500 Investment Income	-	-	-	-
136		A_B5600 Other Non Operating Revenues	-	(43,734)	214,715	214,715
137		Total_Revenue Revenue	-	(751,488)	(617,858)	(617,858)
138		A_B6000 Salaries, Wages & Benefits	-	80,419	554,116	554,116
139		A_B6200 Services & Fees	-	42,023	(48,187)	(48,187)
140		A_B6300 Travel	-	21,272	31,216	31,216
141	FC_B40 Restr	A_B6400 Supplies	-	32,346	99,096	99,096
142	Grants	A_B6450 Utilities	-	-	-	-
143		A_B6500 Repairs & Maintenance	-	-	-	-
144		A_B6550 Rentals & Leases	-	-	58,221	58,221
145		A_B6575 Interest Expense	-	-	-	-
146		A_B6600 Claims & Judgements	-	-	-	-
147		A_B6650 Other Expense	-	350,736	268	268
148		A_B6700 Subcontracts	-	83,500	(620)	(620)
149		A_B6900 Depreciation & Amortization	-	-	-	-
150		A_B7000 Capital Expense	-	-	-	-
151		A_B7200 Discontinued Operations	-	-	-	-
152		A_B7500 Other Non Operating Expenses	-	-	16,930	16,930
153		A_B7600 Internal Allocations & Sales	-	-	-	-
154		A_B7700 Funding Tranfers	-	-	-	-
155		Total_Expenses Expenses	-	610,297	711,040	711,040
156		Statement of Activities Net Result	-	(141,191)	93,182	93,182
157		A_B4000 Tuition & Educational Fees	-	-	-	-
158		A_B4100 Sales of Goods & Services	-	-	-	-
159		A_B4300 Grants & Contracts	-	-	-	-
160		A_43501 Federal Appropriations	-	-	-	-
161		A_B4400 Other Operating Revenue	-	-	-	-
162		A_B5000 Non Operating Revenues	-	-	-	-
163		A_B5100 Appropriations	-	-	-	-
164		A_B5300 Gifts	-	-	-	-
165		A_B5500 Investment Income	-	-	-	-
166		A_B5600 Other Non Operating Revenues	-	-	-	-
167		Total_Revenue Revenue	-	-	-	-
168		A_B6000 Salaries, Wages & Benefits	-	-	-	-
169		A_B6200 Services & Fees	-	-	-	-
170		A_B6300 Travel	-	-	-	-
171	FC_B45 Restr	A_B6400 Supplies	-	-	-	-
172	Govt Funds	A_B6450 Utilities	-	-	-	-
173		A_B6500 Repairs & Maintenance	-	-	-	-
174		A_B6550 Rentals & Leases	-	-	-	-
175		A_B6575 Interest Expense	-	-	-	-
176		A_B6600 Claims & Judgements	-	-	-	-
177		A_B6650 Other Expense	-	-	-	-
178		A_B6700 Subcontracts	-	-	-	-
179		A_B6900 Depreciation & Amortization	-	-	-	-
180		A_B7000 Capital Expense	-	-	-	-
181		A_B7200 Discontinued Operations	-	-	-	-
182		A_B7500 Other Non Operating Expenses	-	-	-	-
183		A_B7600 Internal Allocations & Sales	-	-	-	-
184		A_B7700 Funding Tranfers	-	-	-	-
185		Total_Expenses Expenses	-	-	-	-
186		Statement of Activities Net Result	-	-	-	-


	A	B	C	D	E	F	
1							
2	O_15001: College of Education Deans Office						
3	Board of Trustees Report						
4	O_15001: College of Education Deans Office						
5			FY18		FY19		
6	Fund Class - Source	Summary Level Natural Accounts	Budget	Actual through March	Budget	Variance FY18 Budget to FY19 Budget	
7	FC_105 Unrestricted Operating Class	A_B4000 Tuition & Educational Fees	(1,255,085)	(1,205,299)	(1,291,401)	(36,316)	
8		A_B4100 Sales of Goods & Services	400	(4,457)	-	(400)	
9		A_B4300 Grants & Contracts	-	-	-	-	
10		A_43501 Federal Appropriations	-	-	-	-	
11		A_B4400 Other Operating Revenue	-	(10,708)	-	-	
12		A_B5000 Non Operating Revenues	-	-	-	-	
13		A_B5100 Appropriations	-	-	-	-	
14		A_B5300 Gifts	-	-	-	-	
15		A_B5500 Investment Income	-	-	-	-	
16		A_B5600 Other Non Operating Revenues	225	-	-	(225)	
17			Total_Revenue Revenue	(1,254,460)	(1,220,464)	(1,291,401)	(36,941)
18			A_B6000 Salaries, Wages & Benefits	2,171,265	1,333,826	2,113,578	(57,687)
19			A_B6200 Services & Fees	82,869	54,400	34,400	(48,469)
20			A_B6300 Travel	69,700	44,651	102,065	32,365
21			A_B6400 Supplies	65,000	93,503	92,900	27,900
22			A_B6450 Utilities	1,500	973	1,500	-
23			A_B6500 Repairs & Maintenance	3,700	113,064	4,000	300
24			A_B6550 Rentals & Leases	3,600	776	3,500	(100)
25			A_B6575 Interest Expense	-	-	-	-
26			A_B6600 Claims & Judgements	-	-	-	-
27			A_B6650 Other Expense	26,200	28,723	60,500	34,300
28			A_B6700 Subcontracts	-	184	200	200
29			A_B6900 Depreciation & Amortization	-	-	-	-
30			A_B7000 Capital Expense	-	848	1,000	1,000
31			A_B7200 Discontinued Operations	-	-	-	-
32			A_B7500 Other Non Operating Expenses	-	-	(16,500)	(16,500)
33			A_B7600 Internal Allocations & Sales	307,897	34,470	(166,103)	(474,000)
34			A_B7700 Funding Tranfers	(731,611)	-	(300,000)	431,611
35			Total_Expenses Expenses	2,000,120	1,705,419	1,931,040	(69,080)
36			Statement of Activities Net Result	745,660	484,955	639,639	(106,021)
37		FC_B20 Designated Op	A_B4000 Tuition & Educational Fees	(56,000)	-	(186,186)	(130,186)
38			A_B4100 Sales of Goods & Services	-	-	-	-
39			A_B4300 Grants & Contracts	-	-	-	-
40			A_43501 Federal Appropriations	-	-	-	-
41			A_B4400 Other Operating Revenue	-	-	-	-
42			A_B5000 Non Operating Revenues	-	-	-	-
43	A_B5100 Appropriations		-	-	-	-	
44	A_B5300 Gifts		-	-	-	-	
45	A_B5500 Investment Income		-	-	-	-	
46	A_B5600 Other Non Operating Revenues		-	-	-	-	
47			Total_Revenue Revenue	(56,000)	-	(186,186)	(130,186)
48			A_B6000 Salaries, Wages & Benefits	-	-	-	-
49			A_B6200 Services & Fees	2,950	-	100,500	97,550
50			A_B6300 Travel	200	-	4,500	4,300
51			A_B6400 Supplies	41,350	80	81,186	39,836
52			A_B6450 Utilities	-	-	-	-
53			A_B6500 Repairs & Maintenance	7,500	-	-	(7,500)
54			A_B6550 Rentals & Leases	-	-	-	-
55			A_B6575 Interest Expense	-	-	-	-
56			A_B6600 Claims & Judgements	-	-	-	-
57			A_B6650 Other Expense	-	-	-	-
58			A_B6700 Subcontracts	-	-	-	-
59			A_B6900 Depreciation & Amortization	-	-	-	-
60			A_B7000 Capital Expense	-	-	-	-
61			A_B7200 Discontinued Operations	-	-	-	-
62			A_B7500 Other Non Operating Expenses	-	-	-	-
63			A_B7600 Internal Allocations & Sales	-	0	165,000	165,000
64			A_B7700 Funding Tranfers	75	-	(165,000)	(165,075)
65			Total_Expenses Expenses	52,075	80	186,186	134,111
66			Statement of Activities Net Result	(3,925)	80	-	3,925


	A	B	C	D	E	F
1						
2	O_15001: College of Education Deans Office					
3	Board of Trustees Report					
4	O_15001: College of Education Deans Office					
5				FY18	FY19	
6	Fund Class - Source	Summary Level Natural Accounts	Budget	Actual through March	Budget	Variance FY18 Budget to FY19 Budget
67		A_B4000 Tuition & Educational Fees	-	73,954	27,804	27,804
68		A_B4100 Sales of Goods & Services	-	-	-	-
69		A_B4300 Grants & Contracts	-	-	-	-
70		A_43501 Federal Appropriations	-	-	-	-
71		A_B4400 Other Operating Revenue	-	-	-	-
72		A_B5000 Non Operating Revenues	-	-	-	-
73		A_B5100 Appropriations	-	(525,576)	-	-
74		A_B5300 Gifts	-	(937,515)	(1,683,233)	(1,683,233)
75		A_B5500 Investment Income	-	-	-	-
76		A_B5600 Other Non Operating Revenues	-	-	-	-
77		Total_Revenue Revenue	-	(1,389,137)	(1,655,429)	(1,655,429)
78		A_B6000 Salaries, Wages & Benefits	-	1,153,948	1,356,960	1,356,960
79		A_B6200 Services & Fees	-	136,294	57,800	57,800
80		A_B6300 Travel	-	109,795	150,869	150,869
81	FC_B30 Restr	A_B6400 Supplies	-	48,257	43,400	43,400
82	Expendable Op	A_B6450 Utilities	-	-	-	-
83		A_B6500 Repairs & Maintenance	-	-	-	-
84		A_B6550 Rentals & Leases	-	1,697	-	-
85		A_B6575 Interest Expense	-	-	-	-
86		A_B6600 Claims & Judgements	-	-	-	-
87		A_B6650 Other Expense	-	78,910	30,500	30,500
88		A_B6700 Subcontracts	-	-	-	-
89		A_B6900 Depreciation & Amortization	-	-	-	-
90		A_B7000 Capital Expense	-	-	-	-
91		A_B7200 Discontinued Operations	-	-	-	-
92		A_B7500 Other Non Operating Expenses	-	-	-	-
93		A_B7600 Internal Allocations & Sales	-	42,539	15,900	15,900
94		A_B7700 Funding Tranfers	-	-	-	-
95		Total_Expenses Expenses	-	1,571,440	1,655,429	1,655,429
96		Statement of Activities Net Result	-	182,302	-	-
97		A_B4000 Tuition & Educational Fees	-	-	-	-
98		A_B4100 Sales of Goods & Services	-	-	-	-
99		A_B4300 Grants & Contracts	-	-	-	-
100		A_43501 Federal Appropriations	-	-	-	-
101		A_B4400 Other Operating Revenue	-	-	-	-
102		A_B5000 Non Operating Revenues	-	-	-	-
103		A_B5100 Appropriations	-	-	-	-
104		A_B5300 Gifts	-	-	-	-
105		A_B5500 Investment Income	-	-	-	-
106		A_B5600 Other Non Operating Revenues	-	-	-	-
107		Total_Revenue Revenue	-	-	-	-
108		A_B6000 Salaries, Wages & Benefits	-	-	-	-
109		A_B6200 Services & Fees	-	-	-	-
110		A_B6300 Travel	-	-	-	-
111	FC_B35 Restr	A_B6400 Supplies	-	-	-	-
112	Expendable	A_B6450 Utilities	-	-	-	-
113	Non Op	A_B6500 Repairs & Maintenance	-	-	-	-
114		A_B6550 Rentals & Leases	-	-	-	-
115		A_B6575 Interest Expense	-	-	-	-
116		A_B6600 Claims & Judgements	-	-	-	-
117		A_B6650 Other Expense	-	-	-	-
118		A_B6700 Subcontracts	-	-	-	-
119		A_B6900 Depreciation & Amortization	-	-	-	-
120		A_B7000 Capital Expense	-	-	-	-
121		A_B7200 Discontinued Operations	-	-	-	-
122		A_B7500 Other Non Operating Expenses	-	-	-	-
123		A_B7600 Internal Allocations & Sales	-	-	-	-
124		A_B7700 Funding Tranfers	-	-	-	-
125		Total_Expenses Expenses	-	-	-	-
126		Statement of Activities Net Result	-	-	-	-


	A	B	C	D	E	F
1						
2	O_15001: College of Education Deans Office					
3	Board of Trustees Report					
4	O_15001: College of Education Deans Office					
5			FY18		FY19	
6	Fund Class - Source	Summary Level Natural Accounts	Budget	Actual through March	Budget	Variance FY18 Budget to FY19 Budget
127		A_B4000 Tuition & Educational Fees	-	-	-	-
128		A_B4100 Sales of Goods & Services	-	-	-	-
129		A_B4300 Grants & Contracts	-	-	-	-
130		A_43501 Federal Appropriations	-	-	-	-
131		A_B4400 Other Operating Revenue	-	-	-	-
132		A_B5000 Non Operating Revenues	-	-	-	-
133		A_B5100 Appropriations	-	-	-	-
134		A_B5300 Gifts	-	-	-	-
135		A_B5500 Investment Income	-	-	-	-
136		A_B5600 Other Non Operating Revenues	-	-	-	-
137		Total_Revenue Revenue	-	-	-	-
138		A_B6000 Salaries, Wages & Benefits	-	-	-	-
139		A_B6200 Services & Fees	-	-	-	-
140		A_B6300 Travel	-	-	-	-
141	FC_B40 Restr	A_B6400 Supplies	-	-	-	-
142	Grants	A_B6450 Utilities	-	-	-	-
143		A_B6500 Repairs & Maintenance	-	-	-	-
144		A_B6550 Rentals & Leases	-	-	-	-
145		A_B6575 Interest Expense	-	-	-	-
146		A_B6600 Claims & Judgements	-	-	-	-
147		A_B6650 Other Expense	-	-	-	-
148		A_B6700 Subcontracts	-	-	-	-
149		A_B6900 Depreciation & Amortization	-	-	-	-
150		A_B7000 Capital Expense	-	-	-	-
151		A_B7200 Discontinued Operations	-	-	-	-
152		A_B7500 Other Non Operating Expenses	-	-	-	-
153		A_B7600 Internal Allocations & Sales	-	-	-	-
154		A_B7700 Funding Tranfers	-	-	-	-
155		Total_Expenses Expenses	-	-	-	-
156		Statement of Activities Net Result	-	-	-	-
157		A_B4000 Tuition & Educational Fees	-	-	-	-
158		A_B4100 Sales of Goods & Services	-	-	-	-
159		A_B4300 Grants & Contracts	-	-	-	-
160		A_43501 Federal Appropriations	-	-	-	-
161		A_B4400 Other Operating Revenue	-	-	-	-
162		A_B5000 Non Operating Revenues	-	-	-	-
163		A_B5100 Appropriations	-	-	-	-
164		A_B5300 Gifts	-	-	-	-
165		A_B5500 Investment Income	-	-	-	-
166		A_B5600 Other Non Operating Revenues	-	-	-	-
167		Total_Revenue Revenue	-	-	-	-
168		A_B6000 Salaries, Wages & Benefits	-	-	-	-
169		A_B6200 Services & Fees	-	-	-	-
170		A_B6300 Travel	-	-	-	-
171	FC_B45 Restr	A_B6400 Supplies	-	-	-	-
172	Govt Funds	A_B6450 Utilities	-	-	-	-
173		A_B6500 Repairs & Maintenance	-	-	-	-
174		A_B6550 Rentals & Leases	-	-	-	-
175		A_B6575 Interest Expense	-	-	-	-
176		A_B6600 Claims & Judgements	-	-	-	-
177		A_B6650 Other Expense	-	-	-	-
178		A_B6700 Subcontracts	-	-	-	-
179		A_B6900 Depreciation & Amortization	-	-	-	-
180		A_B7000 Capital Expense	-	-	-	-
181		A_B7200 Discontinued Operations	-	-	-	-
182		A_B7500 Other Non Operating Expenses	-	-	-	-
183		A_B7600 Internal Allocations & Sales	-	-	-	-
184		A_B7700 Funding Tranfers	-	-	-	-
185		Total_Expenses Expenses	-	-	-	-
186		Statement of Activities Net Result	-	-	-	-


	A	B	C	D	E	F	
1							
2	O_15102: School of Teacher Education						
3	Board of Trustees Report						
4	O_15102: School of Teacher Education						
5			FY18		FY19		
6	Fund Class - Source	Summary Level Natural Accounts	Budget	Actual through March	Budget	Variance FY18 Budget to FY19 Budget	
7	FC_105 Unrestricted Operating Class	A_B4000 Tuition & Educational Fees	1,960	(4,930)	9,140	7,180	
8		A_B4100 Sales of Goods & Services	193	(3,670)	-	(193)	
9		A_B4300 Grants & Contracts	-	-	-	-	
10		A_43501 Federal Appropriations	-	-	-	-	
11		A_B4400 Other Operating Revenue	(6,008)	(6,387)	-	6,008	
12		A_B5000 Non Operating Revenues	-	-	-	-	
13		A_B5100 Appropriations	-	-	-	-	
14		A_B5300 Gifts	-	-	-	-	
15		A_B5500 Investment Income	-	-	-	-	
16		A_B5600 Other Non Operating Revenues	-	-	-	-	
17			Total_Revenue Revenue	(3,856)	(14,987)	9,140	12,996
18			A_B6000 Salaries, Wages & Benefits	3,431,306	2,548,697	3,312,039	(119,267)
19			A_B6200 Services & Fees	18,600	4,692	5,064	(13,536)
20			A_B6300 Travel	89,500	55,047	118,300	28,800
21			A_B6400 Supplies	117,455	75,859	116,800	(655)
22			A_B6450 Utilities	-	26	225	225
23			A_B6500 Repairs & Maintenance	-	-	-	-
24			A_B6550 Rentals & Leases	-	-	-	-
25			A_B6575 Interest Expense	-	-	-	-
26			A_B6600 Claims & Judgements	-	-	-	-
27			A_B6650 Other Expense	15,600	10,850	18,724	3,124
28			A_B6700 Subcontracts	-	-	-	-
29			A_B6900 Depreciation & Amortization	-	-	-	-
30			A_B7000 Capital Expense	-	-	-	-
31			A_B7200 Discontinued Operations	-	-	-	-
32			A_B7500 Other Non Operating Expenses	-	-	-	-
33			A_B7600 Internal Allocations & Sales	(27,000)	12,089	38,000	65,000
34			A_B7700 Funding Tranfers	(108,691)	-	-	108,691
35			Total_Expenses Expenses	3,536,770	2,707,260	3,609,152	72,381
36			Statement of Activities Net Result	3,532,915	2,692,272	3,618,292	85,377
37		FC_B20 Designated Op	A_B4000 Tuition & Educational Fees	-	-	-	-
38			A_B4100 Sales of Goods & Services	-	-	-	-
39			A_B4300 Grants & Contracts	-	-	-	-
40			A_43501 Federal Appropriations	-	-	-	-
41			A_B4400 Other Operating Revenue	-	-	-	-
42			A_B5000 Non Operating Revenues	-	-	-	-
43	A_B5100 Appropriations		-	-	-	-	
44	A_B5300 Gifts		-	-	-	-	
45	A_B5500 Investment Income		-	-	-	-	
46	A_B5600 Other Non Operating Revenues		-	-	-	-	
47			Total_Revenue Revenue	-	-	-	-
48			A_B6000 Salaries, Wages & Benefits	-	-	-	-
49			A_B6200 Services & Fees	-	500	9,500	9,500
50			A_B6300 Travel	1,385	710	18,000	16,615
51			A_B6400 Supplies	-	4,938	6,000	6,000
52			A_B6450 Utilities	-	-	-	-
53			A_B6500 Repairs & Maintenance	-	-	-	-
54			A_B6550 Rentals & Leases	-	-	-	-
55			A_B6575 Interest Expense	-	-	-	-
56			A_B6600 Claims & Judgements	-	-	-	-
57			A_B6650 Other Expense	1,105	-	-	(1,105)
58			A_B6700 Subcontracts	-	-	-	-
59			A_B6900 Depreciation & Amortization	-	-	-	-
60			A_B7000 Capital Expense	-	-	-	-
61			A_B7200 Discontinued Operations	-	-	-	-
62			A_B7500 Other Non Operating Expenses	-	-	-	-
63			A_B7600 Internal Allocations & Sales	-	-	-	-
64			A_B7700 Funding Tranfers	(2,490)	-	(33,500)	(31,010)
65			Total_Expenses Expenses	-	6,148	-	-
66			Statement of Activities Net Result	-	6,148	-	-

	A	B	C	D	E	F
1						
2	O_15102: School of Teacher Education					
3	Board of Trustees Report					
4	O_15102: School of Teacher Education					
5				FY18	FY19	
6	Fund Class - Source	Summary Level Natural Accounts	Budget	Actual through March	Budget	Variance FY18 Budget to FY19 Budget
67		A_B4000 Tuition & Educational Fees	-	2,360	-	-
68		A_B4100 Sales of Goods & Services	-	-	-	-
69		A_B4300 Grants & Contracts	-	-	-	-
70		A_43501 Federal Appropriations	-	-	-	-
71		A_B4400 Other Operating Revenue	-	-	-	-
72		A_B5000 Non Operating Revenues	-	-	-	-
73		A_B5100 Appropriations	-	-	-	-
74		A_B5300 Gifts	-	(1,860)	-	-
75		A_B5500 Investment Income	-	-	-	-
76		A_B5600 Other Non Operating Revenues	-	-	-	-
77		Total Revenue Revenue	-	500	-	-
78		A_B6000 Salaries, Wages & Benefits	-	-	-	-
79		A_B6200 Services & Fees	-	500	-	-
80		A_B6300 Travel	-	1,093	-	-
81	FC_B30 Restr	A_B6400 Supplies	-	-	-	-
82	Expendable Op	A_B6450 Utilities	-	-	-	-
83		A_B6500 Repairs & Maintenance	-	-	-	-
84		A_B6550 Rentals & Leases	-	-	-	-
85		A_B6575 Interest Expense	-	-	-	-
86		A_B6600 Claims & Judgements	-	-	-	-
87		A_B6650 Other Expense	-	-	-	-
88		A_B6700 Subcontracts	-	-	-	-
89		A_B6900 Depreciation & Amortization	-	-	-	-
90		A_B7000 Capital Expense	-	-	-	-
91		A_B7200 Discontinued Operations	-	-	-	-
92		A_B7500 Other Non Operating Expenses	-	-	-	-
93		A_B7600 Internal Allocations & Sales	-	-	-	-
94		A_B7700 Funding Tranfers	-	-	-	-
95		Total Expenses Expenses	-	1,593	-	-
96		Statement of Activities Net Result	-	2,093	-	-
97		A_B4000 Tuition & Educational Fees	-	-	-	-
98		A_B4100 Sales of Goods & Services	-	-	-	-
99		A_B4300 Grants & Contracts	-	-	-	-
100		A_43501 Federal Appropriations	-	-	-	-
101		A_B4400 Other Operating Revenue	-	-	-	-
102		A_B5000 Non Operating Revenues	-	-	-	-
103		A_B5100 Appropriations	-	-	-	-
104		A_B5300 Gifts	-	-	-	-
105		A_B5500 Investment Income	-	-	-	-
106		A_B5600 Other Non Operating Revenues	-	-	-	-
107		Total Revenue Revenue	-	-	-	-
108		A_B6000 Salaries, Wages & Benefits	-	-	-	-
109		A_B6200 Services & Fees	-	-	-	-
110		A_B6300 Travel	-	-	-	-
111	FC_B35 Restr	A_B6400 Supplies	-	-	-	-
112	Expendable Non Op	A_B6450 Utilities	-	-	-	-
113		A_B6500 Repairs & Maintenance	-	-	-	-
114		A_B6550 Rentals & Leases	-	-	-	-
115		A_B6575 Interest Expense	-	-	-	-
116		A_B6600 Claims & Judgements	-	-	-	-
117		A_B6650 Other Expense	-	-	-	-
118		A_B6700 Subcontracts	-	-	-	-
119		A_B6900 Depreciation & Amortization	-	-	-	-
120		A_B7000 Capital Expense	-	-	-	-
121		A_B7200 Discontinued Operations	-	-	-	-
122		A_B7500 Other Non Operating Expenses	-	-	-	-
123		A_B7600 Internal Allocations & Sales	-	-	-	-
124		A_B7700 Funding Tranfers	-	-	-	-
125		Total Expenses Expenses	-	-	-	-
126		Statement of Activities Net Result	-	-	-	-


	A	B	C	D	E	F
1						
2	O_15102: School of Teacher Education					
3	Board of Trustees Report					
4	O_15102: School of Teacher Education					
5				FY18	FY19	
6	Fund Class - Source	Summary Level Natural Accounts	Budget	Actual through March	Budget	Variance FY18 Budget to FY19 Budget
127		A_B4000 Tuition & Educational Fees	-	-	22,548	22,548
128		A_B4100 Sales of Goods & Services	-	-	-	-
129		A_B4300 Grants & Contracts	-	(707,754)	(844,805)	(844,805)
130		A_43501 Federal Appropriations	-	-	-	-
131		A_B4400 Other Operating Revenue	-	-	-	-
132		A_B5000 Non Operating Revenues	-	-	-	-
133		A_B5100 Appropriations	-	-	-	-
134		A_B5300 Gifts	-	-	-	-
135		A_B5500 Investment Income	-	-	-	-
136		A_B5600 Other Non Operating Revenues	-	(43,734)	213,136	213,136
137		Total_Revenue Revenue	-	(751,488)	(609,121)	(609,121)
138		A_B6000 Salaries, Wages & Benefits	-	80,419	553,169	553,169
139		A_B6200 Services & Fees	-	42,023	(48,924)	(48,924)
140		A_B6300 Travel	-	21,272	30,795	30,795
141	FC_B40 Restr	A_B6400 Supplies	-	32,346	98,043	98,043
142	Grants	A_B6450 Utilities	-	-	-	-
143		A_B6500 Repairs & Maintenance	-	-	-	-
144		A_B6550 Rentals & Leases	-	-	57,485	57,485
145		A_B6575 Interest Expense	-	-	-	-
146		A_B6600 Claims & Judgements	-	-	-	-
147		A_B6650 Other Expense	-	350,736	268	268
148		A_B6700 Subcontracts	-	83,500	(620)	(620)
149		A_B6900 Depreciation & Amortization	-	-	-	-
150		A_B7000 Capital Expense	-	-	-	-
151		A_B7200 Discontinued Operations	-	-	-	-
152		A_B7500 Other Non Operating Expenses	-	-	16,930	16,930
153		A_B7600 Internal Allocations & Sales	-	-	-	-
154		A_B7700 Funding Tranfers	-	-	-	-
155		Total_Expenses Expenses	-	610,297	707,145	707,145
156		Statement of Activities Net Result	-	(141,191)	98,024	98,024
157		A_B4000 Tuition & Educational Fees	-	-	-	-
158		A_B4100 Sales of Goods & Services	-	-	-	-
159		A_B4300 Grants & Contracts	-	-	-	-
160		A_43501 Federal Appropriations	-	-	-	-
161		A_B4400 Other Operating Revenue	-	-	-	-
162		A_B5000 Non Operating Revenues	-	-	-	-
163		A_B5100 Appropriations	-	-	-	-
164		A_B5300 Gifts	-	-	-	-
165		A_B5500 Investment Income	-	-	-	-
166		A_B5600 Other Non Operating Revenues	-	-	-	-
167		Total_Revenue Revenue	-	-	-	-
168		A_B6000 Salaries, Wages & Benefits	-	-	-	-
169		A_B6200 Services & Fees	-	-	-	-
170		A_B6300 Travel	-	-	-	-
171	FC_B45 Restr	A_B6400 Supplies	-	-	-	-
172	Govt Funds	A_B6450 Utilities	-	-	-	-
173		A_B6500 Repairs & Maintenance	-	-	-	-
174		A_B6550 Rentals & Leases	-	-	-	-
175		A_B6575 Interest Expense	-	-	-	-
176		A_B6600 Claims & Judgements	-	-	-	-
177		A_B6650 Other Expense	-	-	-	-
178		A_B6700 Subcontracts	-	-	-	-
179		A_B6900 Depreciation & Amortization	-	-	-	-
180		A_B7000 Capital Expense	-	-	-	-
181		A_B7200 Discontinued Operations	-	-	-	-
182		A_B7500 Other Non Operating Expenses	-	-	-	-
183		A_B7600 Internal Allocations & Sales	-	-	-	-
184		A_B7700 Funding Tranfers	-	-	-	-
185		Total_Expenses Expenses	-	-	-	-
186		Statement of Activities Net Result	-	-	-	-


	A	B	C	D	E	F	
1							
2	O_15103: Counseling Leadership Advocacy & Design						
3	Board of Trustees Report						
4	O_15103: Counseling Leadership Advocacy & Design						
5			FY18		FY19		
6	Fund Class - Source	Summary Level Natural Accounts	Budget	Actual through March	Budget	Variance FY18 Budget to FY19 Budget	
7	FC_105 Unrestricted Operating Class	A_B4000 Tuition & Educational Fees	(6,704)	(7,200)	(4,050)	2,654	
8		A_B4100 Sales of Goods & Services	(5,557)	(90)	-	5,557	
9		A_B4300 Grants & Contracts	-	-	-	-	
10		A_43501 Federal Appropriations	-	-	-	-	
11		A_B4400 Other Operating Revenue	(27,699)	-	-	27,699	
12		A_B5000 Non Operating Revenues	-	-	-	-	
13		A_B5100 Appropriations	-	-	-	-	
14		A_B5300 Gifts	-	-	-	-	
15		A_B5500 Investment Income	-	-	-	-	
16		A_B5600 Other Non Operating Revenues	-	-	-	-	
17			Total_Revenue Revenue	(39,960)	(7,290)	(4,050)	35,910
18			A_B6000 Salaries, Wages & Benefits	2,170,179	1,457,848	2,049,879	(120,300)
19			A_B6200 Services & Fees	157,320	21,869	76,520	(80,800)
20			A_B6300 Travel	50,151	27,815	54,920	4,769
21			A_B6400 Supplies	43,630	20,488	25,776	(17,854)
22			A_B6450 Utilities	-	-	-	-
23			A_B6500 Repairs & Maintenance	-	-	-	-
24			A_B6550 Rentals & Leases	91	50	91	-
25			A_B6575 Interest Expense	-	-	-	-
26			A_B6600 Claims & Judgements	-	-	-	-
27			A_B6650 Other Expense	20,675	(12,489)	22,575	1,900
28			A_B6700 Subcontracts	-	-	-	-
29			A_B6900 Depreciation & Amortization	-	-	-	-
30			A_B7000 Capital Expense	-	-	-	-
31			A_B7200 Discontinued Operations	-	-	-	-
32			A_B7500 Other Non Operating Expenses	-	-	-	-
33			A_B7600 Internal Allocations & Sales	(62,000)	3,676	44,017	106,017
34			A_B7700 Funding Tranfers	(94,045)	-	-	94,045
35			Total_Expenses Expenses	2,286,002	1,519,257	2,273,778	(12,224)
36			Statement of Activities Net Result	2,246,042	1,511,967	2,269,728	23,686
37		FC_B20 Designated Op	A_B4000 Tuition & Educational Fees	(4,520)	(4,755)	(4,330)	190
38			A_B4100 Sales of Goods & Services	-	-	-	-
39			A_B4300 Grants & Contracts	-	-	-	-
40			A_43501 Federal Appropriations	-	-	-	-
41			A_B4400 Other Operating Revenue	(2,070)	(150)	-	2,070
42			A_B5000 Non Operating Revenues	-	-	-	-
43	A_B5100 Appropriations		-	-	-	-	
44	A_B5300 Gifts		-	-	-	-	
45	A_B5500 Investment Income		-	-	-	-	
46	A_B5600 Other Non Operating Revenues		-	-	-	-	
47			Total_Revenue Revenue	(6,590)	(4,905)	(4,330)	2,260
48			A_B6000 Salaries, Wages & Benefits	-	-	-	-
49			A_B6200 Services & Fees	13,870	-	11,750	(2,120)
50			A_B6300 Travel	-	111	4,000	4,000
51			A_B6400 Supplies	3,603	341	-	(3,603)
52			A_B6450 Utilities	-	-	-	-
53			A_B6500 Repairs & Maintenance	-	-	-	-
54			A_B6550 Rentals & Leases	125	-	-	(125)
55			A_B6575 Interest Expense	-	-	-	-
56			A_B6600 Claims & Judgements	-	-	-	-
57			A_B6650 Other Expense	150	133	-	(150)
58			A_B6700 Subcontracts	-	-	-	-
59			A_B6900 Depreciation & Amortization	-	-	-	-
60			A_B7000 Capital Expense	-	-	-	-
61			A_B7200 Discontinued Operations	-	-	-	-
62			A_B7500 Other Non Operating Expenses	-	-	-	-
63			A_B7600 Internal Allocations & Sales	-	47	-	-
64			A_B7700 Funding Tranfers	(11,158)	-	(11,750)	(592)
65			Total_Expenses Expenses	6,590	633	4,000	(2,590)
66			Statement of Activities Net Result	-	(4,272)	(330)	(330)


	A	B	C	D	E	F
1						
2	O_15103: Counseling Leadership Advocacy & Design					
3	Board of Trustees Report					
4	O_15103: Counseling Leadership Advocacy & Design					
5				FY18	FY19	
6	Fund Class - Source	Summary Level Natural Accounts	Budget	Actual through March	Budget	Variance FY18 Budget to FY19 Budget
67		A_B4000 Tuition & Educational Fees	-	88,392	-	-
68		A_B4100 Sales of Goods & Services	-	-	-	-
69		A_B4300 Grants & Contracts	-	-	-	-
70		A_43501 Federal Appropriations	-	-	-	-
71		A_B4400 Other Operating Revenue	-	-	-	-
72		A_B5000 Non Operating Revenues	-	-	-	-
73		A_B5100 Appropriations	-	-	-	-
74		A_B5300 Gifts	-	(117,739)	(30,617)	(30,617)
75		A_B5500 Investment Income	-	-	-	-
76		A_B5600 Other Non Operating Revenues	-	-	-	-
77		Total_Revenue Revenue	-	(29,347)	(30,617)	(30,617)
78		A_B6000 Salaries, Wages & Benefits	-	-	10,542	10,542
79		A_B6200 Services & Fees	-	-	3,500	3,500
80		A_B6300 Travel	-	10,379	13,925	13,925
81	FC_B30 Restr	A_B6400 Supplies	-	-	150	150
82	Expendable Op	A_B6450 Utilities	-	-	-	-
83		A_B6500 Repairs & Maintenance	-	-	-	-
84		A_B6550 Rentals & Leases	-	-	-	-
85		A_B6575 Interest Expense	-	-	-	-
86		A_B6600 Claims & Judgements	-	-	-	-
87		A_B6650 Other Expense	-	2,725	2,500	2,500
88		A_B6700 Subcontracts	-	-	-	-
89		A_B6900 Depreciation & Amortization	-	-	-	-
90		A_B7000 Capital Expense	-	-	-	-
91		A_B7200 Discontinued Operations	-	-	-	-
92		A_B7500 Other Non Operating Expenses	-	-	-	-
93		A_B7600 Internal Allocations & Sales	-	-	-	-
94		A_B7700 Funding Tranfers	-	-	-	-
95		Total_Expenses Expenses	-	13,104	30,617	30,617
96		Statement of Activities Net Result	-	(16,244)	-	-
97		A_B4000 Tuition & Educational Fees	-	-	-	-
98		A_B4100 Sales of Goods & Services	-	-	-	-
99		A_B4300 Grants & Contracts	-	-	-	-
100		A_43501 Federal Appropriations	-	-	-	-
101		A_B4400 Other Operating Revenue	-	-	-	-
102		A_B5000 Non Operating Revenues	-	-	-	-
103		A_B5100 Appropriations	-	-	-	-
104		A_B5300 Gifts	-	-	-	-
105		A_B5500 Investment Income	-	-	-	-
106		A_B5600 Other Non Operating Revenues	-	-	-	-
107		Total_Revenue Revenue	-	-	-	-
108		A_B6000 Salaries, Wages & Benefits	-	-	-	-
109		A_B6200 Services & Fees	-	-	-	-
110		A_B6300 Travel	-	-	-	-
111	FC_B35 Restr	A_B6400 Supplies	-	-	-	-
112	Expendable Non Op	A_B6450 Utilities	-	-	-	-
113		A_B6500 Repairs & Maintenance	-	-	-	-
114		A_B6550 Rentals & Leases	-	-	-	-
115		A_B6575 Interest Expense	-	-	-	-
116		A_B6600 Claims & Judgements	-	-	-	-
117		A_B6650 Other Expense	-	-	-	-
118		A_B6700 Subcontracts	-	-	-	-
119		A_B6900 Depreciation & Amortization	-	-	-	-
120		A_B7000 Capital Expense	-	-	-	-
121		A_B7200 Discontinued Operations	-	-	-	-
122		A_B7500 Other Non Operating Expenses	-	-	-	-
123		A_B7600 Internal Allocations & Sales	-	-	-	-
124		A_B7700 Funding Tranfers	-	-	-	-
125		Total_Expenses Expenses	-	-	-	-
126		Statement of Activities Net Result	-	-	-	-

	A	B	C	D	E	F
1						
2	O_15103: Counseling Leadership Advocacy & Design					
3	Board of Trustees Report					
4	O_15103: Counseling Leadership Advocacy & Design					
5			FY18		FY19	
6	Fund Class - Source	Summary Level Natural Accounts	Budget	Actual through March	Budget	Variance FY18 Budget to FY19 Budget
127		A_B4000 Tuition & Educational Fees	-	-	-	-
128		A_B4100 Sales of Goods & Services	-	-	-	-
129		A_B4300 Grants & Contracts	-	-	-	-
130		A_43501 Federal Appropriations	-	-	-	-
131		A_B4400 Other Operating Revenue	-	-	-	-
132		A_B5000 Non Operating Revenues	-	-	-	-
133		A_B5100 Appropriations	-	-	-	-
134		A_B5300 Gifts	-	-	-	-
135		A_B5500 Investment Income	-	-	-	-
136		A_B5600 Other Non Operating Revenues	-	-	-	-
137		Total_Revenue Revenue	-	-	-	-
138		A_B6000 Salaries, Wages & Benefits	-	-	-	-
139		A_B6200 Services & Fees	-	-	-	-
140		A_B6300 Travel	-	-	-	-
141	FC_B40 Restr	A_B6400 Supplies	-	-	-	-
142	Grants	A_B6450 Utilities	-	-	-	-
143		A_B6500 Repairs & Maintenance	-	-	-	-
144		A_B6550 Rentals & Leases	-	-	-	-
145		A_B6575 Interest Expense	-	-	-	-
146		A_B6600 Claims & Judgements	-	-	-	-
147		A_B6650 Other Expense	-	-	-	-
148		A_B6700 Subcontracts	-	-	-	-
149		A_B6900 Depreciation & Amortization	-	-	-	-
150		A_B7000 Capital Expense	-	-	-	-
151		A_B7200 Discontinued Operations	-	-	-	-
152		A_B7500 Other Non Operating Expenses	-	-	-	-
153		A_B7600 Internal Allocations & Sales	-	-	-	-
154		A_B7700 Funding Tranfers	-	-	-	-
155		Total_Expenses Expenses	-	-	-	-
156		Statement of Activities Net Result	-	-	-	-
157		A_B4000 Tuition & Educational Fees	-	-	-	-
158		A_B4100 Sales of Goods & Services	-	-	-	-
159		A_B4300 Grants & Contracts	-	-	-	-
160		A_43501 Federal Appropriations	-	-	-	-
161		A_B4400 Other Operating Revenue	-	-	-	-
162		A_B5000 Non Operating Revenues	-	-	-	-
163		A_B5100 Appropriations	-	-	-	-
164		A_B5300 Gifts	-	-	-	-
165		A_B5500 Investment Income	-	-	-	-
166		A_B5600 Other Non Operating Revenues	-	-	-	-
167		Total_Revenue Revenue	-	-	-	-
168		A_B6000 Salaries, Wages & Benefits	-	-	-	-
169		A_B6200 Services & Fees	-	-	-	-
170		A_B6300 Travel	-	-	-	-
171	FC_B45 Restr	A_B6400 Supplies	-	-	-	-
172	Govt Funds	A_B6450 Utilities	-	-	-	-
173		A_B6500 Repairs & Maintenance	-	-	-	-
174		A_B6550 Rentals & Leases	-	-	-	-
175		A_B6575 Interest Expense	-	-	-	-
176		A_B6600 Claims & Judgements	-	-	-	-
177		A_B6650 Other Expense	-	-	-	-
178		A_B6700 Subcontracts	-	-	-	-
179		A_B6900 Depreciation & Amortization	-	-	-	-
180		A_B7000 Capital Expense	-	-	-	-
181		A_B7200 Discontinued Operations	-	-	-	-
182		A_B7500 Other Non Operating Expenses	-	-	-	-
183		A_B7600 Internal Allocations & Sales	-	-	-	-
184		A_B7700 Funding Tranfers	-	-	-	-
185		Total_Expenses Expenses	-	-	-	-
186		Statement of Activities Net Result	-	-	-	-


	A	B	C	D	E	F	
1							
2	O_15111: Literacy Research Center & Clinic						
3	Board of Trustees Report						
4	O_15111: Literacy Research Center & Clinic						
5			FY18		FY19		
6	Fund Class - Source	Summary Level Natural Accounts	Budget	Actual through March	Budget	Variance FY18 Budget to FY19 Budget	
7	FC_105 Unrestricted Operating Class	A_B4000 Tuition & Educational Fees	-	-	-	-	
8		A_B4100 Sales of Goods & Services	-	-	-	-	
9		A_B4300 Grants & Contracts	-	-	-	-	
10		A_43501 Federal Appropriations	-	-	-	-	
11		A_B4400 Other Operating Revenue	-	-	-	-	
12		A_B5000 Non Operating Revenues	-	-	-	-	
13		A_B5100 Appropriations	-	-	-	-	
14		A_B5300 Gifts	-	-	-	-	
15		A_B5500 Investment Income	-	-	-	-	
16		A_B5600 Other Non Operating Revenues	-	-	-	-	
17			Total Revenue Revenue	-	-	-	-
18			A_B6000 Salaries, Wages & Benefits	-	-	-	-
19			A_B6200 Services & Fees	-	-	-	-
20			A_B6300 Travel	-	-	-	-
21			A_B6400 Supplies	-	-	-	-
22			A_B6450 Utilities	-	-	-	-
23			A_B6500 Repairs & Maintenance	-	-	-	-
24			A_B6550 Rentals & Leases	-	-	-	-
25			A_B6575 Interest Expense	-	-	-	-
26			A_B6600 Claims & Judgements	-	-	-	-
27			A_B6650 Other Expense	-	-	-	-
28			A_B6700 Subcontracts	-	-	-	-
29			A_B6900 Depreciation & Amortization	-	-	-	-
30			A_B7000 Capital Expense	-	-	-	-
31			A_B7200 Discontinued Operations	-	-	-	-
32			A_B7500 Other Non Operating Expenses	-	-	-	-
33			A_B7600 Internal Allocations & Sales	-	-	-	-
34			A_B7700 Funding Tranfers	-	-	-	-
35			Total Expenses Expenses	-	-	-	-
36			Statement of Activities Net Result	-	-	-	-
37		FC_B20 Designated Op	A_B4000 Tuition & Educational Fees	-	-	-	-
38			A_B4100 Sales of Goods & Services	-	-	(800)	(800)
39			A_B4300 Grants & Contracts	-	-	-	-
40			A_43501 Federal Appropriations	-	-	-	-
41			A_B4400 Other Operating Revenue	-	-	(15,000)	(15,000)
42			A_B5000 Non Operating Revenues	-	-	-	-
43	A_B5100 Appropriations		-	-	-	-	
44	A_B5300 Gifts		-	-	-	-	
45	A_B5500 Investment Income		-	-	-	-	
46	A_B5600 Other Non Operating Revenues		-	-	-	-	
47			Total Revenue Revenue	-	-	(15,800)	(15,800)
48			A_B6000 Salaries, Wages & Benefits	-	-	-	-
49			A_B6200 Services & Fees	-	-	8,200	8,200
50			A_B6300 Travel	-	-	-	-
51			A_B6400 Supplies	-	-	3,000	3,000
52			A_B6450 Utilities	-	-	-	-
53			A_B6500 Repairs & Maintenance	-	-	-	-
54			A_B6550 Rentals & Leases	-	-	-	-
55			A_B6575 Interest Expense	-	-	-	-
56			A_B6600 Claims & Judgements	-	-	-	-
57			A_B6650 Other Expense	-	-	-	-
58			A_B6700 Subcontracts	-	-	-	-
59			A_B6900 Depreciation & Amortization	-	-	-	-
60			A_B7000 Capital Expense	-	-	-	-
61			A_B7200 Discontinued Operations	-	-	-	-
62			A_B7500 Other Non Operating Expenses	-	-	-	-
63			A_B7600 Internal Allocations & Sales	-	-	-	-
64			A_B7700 Funding Tranfers	-	-	-	-
65			Total Expenses Expenses	-	-	11,200	11,200
66			Statement of Activities Net Result	-	-	(4,600)	(4,600)


	A	B	C	D	E	F
1						
2	O_15111: Literacy Research Center & Clinic					
3	Board of Trustees Report					
4	O_15111: Literacy Research Center & Clinic					
5			FY18		FY19	
6	Fund Class - Source	Summary Level Natural Accounts	Budget	Actual through March	Budget	Variance FY18 Budget to FY19 Budget
67		A_B4000 Tuition & Educational Fees	-	-	29,270	29,270
68		A_B4100 Sales of Goods & Services	-	-	-	-
69		A_B4300 Grants & Contracts	-	-	-	-
70		A_43501 Federal Appropriations	-	-	-	-
71		A_B4400 Other Operating Revenue	-	-	-	-
72		A_B5000 Non Operating Revenues	-	-	-	-
73		A_B5100 Appropriations	-	-	-	-
74		A_B5300 Gifts	-	-	(303,892)	(303,892)
75		A_B5500 Investment Income	-	-	-	-
76		A_B5600 Other Non Operating Revenues	-	-	-	-
77		Total Revenue Revenue	-	-	(274,622)	(274,622)
78		A_B6000 Salaries, Wages & Benefits	-	-	169,506	169,506
79		A_B6200 Services & Fees	-	-	17,080	17,080
80		A_B6300 Travel	-	-	54,800	54,800
81	FC_B30 Restr	A_B6400 Supplies	-	-	20,100	20,100
82	Expendable Op	A_B6450 Utilities	-	-	-	-
83		A_B6500 Repairs & Maintenance	-	-	-	-
84		A_B6550 Rentals & Leases	-	-	-	-
85		A_B6575 Interest Expense	-	-	-	-
86		A_B6600 Claims & Judgements	-	-	-	-
87		A_B6650 Other Expense	-	-	8,000	8,000
88		A_B6700 Subcontracts	-	-	-	-
89		A_B6900 Depreciation & Amortization	-	-	-	-
90		A_B7000 Capital Expense	-	-	-	-
91		A_B7200 Discontinued Operations	-	-	-	-
92		A_B7500 Other Non Operating Expenses	-	-	-	-
93		A_B7600 Internal Allocations & Sales	-	-	5,136	5,136
94		A_B7700 Funding Tranfers	-	-	-	-
95		Total Expenses Expenses	-	-	274,622	274,622
96		Statement of Activities Net Result	-	-	-	-
97		A_B4000 Tuition & Educational Fees	-	-	-	-
98		A_B4100 Sales of Goods & Services	-	-	-	-
99		A_B4300 Grants & Contracts	-	-	-	-
100		A_43501 Federal Appropriations	-	-	-	-
101		A_B4400 Other Operating Revenue	-	-	-	-
102		A_B5000 Non Operating Revenues	-	-	-	-
103		A_B5100 Appropriations	-	-	-	-
104		A_B5300 Gifts	-	-	-	-
105		A_B5500 Investment Income	-	-	-	-
106		A_B5600 Other Non Operating Revenues	-	-	-	-
107		Total Revenue Revenue	-	-	-	-
108		A_B6000 Salaries, Wages & Benefits	-	-	-	-
109		A_B6200 Services & Fees	-	-	-	-
110		A_B6300 Travel	-	-	-	-
111	FC_B35 Restr	A_B6400 Supplies	-	-	-	-
112	Expendable Non Op	A_B6450 Utilities	-	-	-	-
113		A_B6500 Repairs & Maintenance	-	-	-	-
114		A_B6550 Rentals & Leases	-	-	-	-
115		A_B6575 Interest Expense	-	-	-	-
116		A_B6600 Claims & Judgements	-	-	-	-
117		A_B6650 Other Expense	-	-	-	-
118		A_B6700 Subcontracts	-	-	-	-
119		A_B6900 Depreciation & Amortization	-	-	-	-
120		A_B7000 Capital Expense	-	-	-	-
121		A_B7200 Discontinued Operations	-	-	-	-
122		A_B7500 Other Non Operating Expenses	-	-	-	-
123		A_B7600 Internal Allocations & Sales	-	-	-	-
124		A_B7700 Funding Tranfers	-	-	-	-
125		Total Expenses Expenses	-	-	-	-
126		Statement of Activities Net Result	-	-	-	-


	A	B	C	D	E	F
1						
2	O_15111: Literacy Research Center & Clinic					
3	Board of Trustees Report					
4	O_15111: Literacy Research Center & Clinic					
5			FY18		FY19	
6	Fund Class - Source	Summary Level Natural Accounts	Budget	Actual through March	Budget	Variance FY18 Budget to FY19 Budget
127		A_B4000 Tuition & Educational Fees	-	-	-	-
128		A_B4100 Sales of Goods & Services	-	-	-	-
129		A_B4300 Grants & Contracts	-	-	-	-
130		A_43501 Federal Appropriations	-	-	-	-
131		A_B4400 Other Operating Revenue	-	-	-	-
132		A_B5000 Non Operating Revenues	-	-	-	-
133		A_B5100 Appropriations	-	-	-	-
134		A_B5300 Gifts	-	-	-	-
135		A_B5500 Investment Income	-	-	-	-
136		A_B5600 Other Non Operating Revenues	-	-	-	-
137		Total_Revenue Revenue	-	-	-	-
138		A_B6000 Salaries, Wages & Benefits	-	-	-	-
139		A_B6200 Services & Fees	-	-	-	-
140		A_B6300 Travel	-	-	-	-
141	FC_B40 Restr	A_B6400 Supplies	-	-	-	-
142	Grants	A_B6450 Utilities	-	-	-	-
143		A_B6500 Repairs & Maintenance	-	-	-	-
144		A_B6550 Rentals & Leases	-	-	-	-
145		A_B6575 Interest Expense	-	-	-	-
146		A_B6600 Claims & Judgements	-	-	-	-
147		A_B6650 Other Expense	-	-	-	-
148		A_B6700 Subcontracts	-	-	-	-
149		A_B6900 Depreciation & Amortization	-	-	-	-
150		A_B7000 Capital Expense	-	-	-	-
151		A_B7200 Discontinued Operations	-	-	-	-
152		A_B7500 Other Non Operating Expenses	-	-	-	-
153		A_B7600 Internal Allocations & Sales	-	-	-	-
154		A_B7700 Funding Tranfers	-	-	-	-
155		Total_Expenses Expenses	-	-	-	-
156		Statement of Activities Net Result	-	-	-	-
157		A_B4000 Tuition & Educational Fees	-	-	-	-
158		A_B4100 Sales of Goods & Services	-	-	-	-
159		A_B4300 Grants & Contracts	-	-	-	-
160		A_43501 Federal Appropriations	-	-	-	-
161		A_B4400 Other Operating Revenue	-	-	-	-
162		A_B5000 Non Operating Revenues	-	-	-	-
163		A_B5100 Appropriations	-	-	-	-
164		A_B5300 Gifts	-	-	-	-
165		A_B5500 Investment Income	-	-	-	-
166		A_B5600 Other Non Operating Revenues	-	-	-	-
167		Total_Revenue Revenue	-	-	-	-
168		A_B6000 Salaries, Wages & Benefits	-	-	-	-
169		A_B6200 Services & Fees	-	-	-	-
170		A_B6300 Travel	-	-	-	-
171	FC_B45 Restr	A_B6400 Supplies	-	-	-	-
172	Govt Funds	A_B6450 Utilities	-	-	-	-
173		A_B6500 Repairs & Maintenance	-	-	-	-
174		A_B6550 Rentals & Leases	-	-	-	-
175		A_B6575 Interest Expense	-	-	-	-
176		A_B6600 Claims & Judgements	-	-	-	-
177		A_B6650 Other Expense	-	-	-	-
178		A_B6700 Subcontracts	-	-	-	-
179		A_B6900 Depreciation & Amortization	-	-	-	-
180		A_B7000 Capital Expense	-	-	-	-
181		A_B7200 Discontinued Operations	-	-	-	-
182		A_B7500 Other Non Operating Expenses	-	-	-	-
183		A_B7600 Internal Allocations & Sales	-	-	-	-
184		A_B7700 Funding Tranfers	-	-	-	-
185		Total_Expenses Expenses	-	-	-	-
186		Statement of Activities Net Result	-	-	-	-


	A	B	C	D	E	F	
1							
2	O_15112: Office of Teacher Education						
3	Board of Trustees Report						
4	O_15112: Office of Teacher Education						
5			FY18		FY19		
6	Fund Class - Source	Summary Level Natural Accounts	Budget	Actual through March	Budget	Variance FY18 Budget to FY19 Budget	
7	FC_105 Unrestricted Operating Class	A_B4000 Tuition & Educational Fees	(85,000)	(81,910)	-	85,000	
8		A_B4100 Sales of Goods & Services	-	(1,340)	(1,760)	(1,760)	
9		A_B4300 Grants & Contracts	-	-	-	-	
10		A_43501 Federal Appropriations	-	-	-	-	
11		A_B4400 Other Operating Revenue	(2,000)	-	-	2,000	
12		A_B5000 Non Operating Revenues	-	-	-	-	
13		A_B5100 Appropriations	-	-	-	-	
14		A_B5300 Gifts	-	-	-	-	
15		A_B5500 Investment Income	-	-	-	-	
16		A_B5600 Other Non Operating Revenues	-	-	-	-	
17			Total_Revenue Revenue	(87,000)	(83,250)	(1,760)	85,240
18			A_B6000 Salaries, Wages & Benefits	879,128	632,460	624,868	(254,260)
19			A_B6200 Services & Fees	75,000	4,582	20,000	(55,000)
20			A_B6300 Travel	59,500	16,432	68,000	8,500
21			A_B6400 Supplies	19,750	3,297	27,300	7,550
22			A_B6450 Utilities	-	-	-	-
23			A_B6500 Repairs & Maintenance	-	-	-	-
24			A_B6550 Rentals & Leases	-	-	-	-
25			A_B6575 Interest Expense	-	-	-	-
26			A_B6600 Claims & Judgements	-	-	-	-
27			A_B6650 Other Expense	12,100	1,140	10,500	(1,600)
28			A_B6700 Subcontracts	-	-	-	-
29			A_B6900 Depreciation & Amortization	-	-	-	-
30			A_B7000 Capital Expense	-	-	-	-
31			A_B7200 Discontinued Operations	-	-	-	-
32			A_B7500 Other Non Operating Expenses	-	-	-	-
33			A_B7600 Internal Allocations & Sales	(460,000)	21,289	14,700	474,700
34			A_B7700 Funding Tranfers	-	-	-	-
35			Total_Expenses Expenses	585,478	679,201	765,368	179,890
36			Statement of Activities Net Result	498,478	595,951	763,608	265,130
37		FC_B20 Designated Op	A_B4000 Tuition & Educational Fees	(64,500)	(64,200)	-	64,500
38			A_B4100 Sales of Goods & Services	-	-	-	-
39			A_B4300 Grants & Contracts	-	-	-	-
40			A_43501 Federal Appropriations	-	-	-	-
41			A_B4400 Other Operating Revenue	-	-	-	-
42			A_B5000 Non Operating Revenues	-	-	-	-
43	A_B5100 Appropriations		-	-	-	-	
44	A_B5300 Gifts		-	-	-	-	
45	A_B5500 Investment Income		-	-	-	-	
46	A_B5600 Other Non Operating Revenues		-	-	-	-	
47			Total_Revenue Revenue	(64,500)	(64,200)	-	64,500
48			A_B6000 Salaries, Wages & Benefits	-	-	-	-
49			A_B6200 Services & Fees	-	-	-	-
50			A_B6300 Travel	-	-	-	-
51			A_B6400 Supplies	-	65,400	-	-
52			A_B6450 Utilities	-	-	-	-
53			A_B6500 Repairs & Maintenance	-	-	-	-
54			A_B6550 Rentals & Leases	-	-	-	-
55			A_B6575 Interest Expense	-	-	-	-
56			A_B6600 Claims & Judgements	-	-	-	-
57			A_B6650 Other Expense	65,000	-	-	(65,000)
58			A_B6700 Subcontracts	-	-	-	-
59			A_B6900 Depreciation & Amortization	-	-	-	-
60			A_B7000 Capital Expense	-	-	-	-
61			A_B7200 Discontinued Operations	-	-	-	-
62			A_B7500 Other Non Operating Expenses	-	-	-	-
63			A_B7600 Internal Allocations & Sales	-	-	-	-
64			A_B7700 Funding Tranfers	(500)	-	-	500
65			Total_Expenses Expenses	64,500	65,400	-	(64,500)
66			Statement of Activities Net Result	-	1,200	-	-


	A	B	C	D	E	F
1						
2	O_15112: Office of Teacher Education					
3	Board of Trustees Report					
4	O_15112: Office of Teacher Education					
5			FY18		FY19	
6	Fund Class - Source	Summary Level Natural Accounts	Budget	Actual through March	Budget	Variance FY18 Budget to FY19 Budget
67		A_B4000 Tuition & Educational Fees	-	-	-	-
68		A_B4100 Sales of Goods & Services	-	-	-	-
69		A_B4300 Grants & Contracts	-	-	-	-
70		A_43501 Federal Appropriations	-	-	-	-
71		A_B4400 Other Operating Revenue	-	-	-	-
72		A_B5000 Non Operating Revenues	-	-	-	-
73		A_B5100 Appropriations	-	-	-	-
74		A_B5300 Gifts	-	-	-	-
75		A_B5500 Investment Income	-	-	-	-
76		A_B5600 Other Non Operating Revenues	-	-	-	-
77		Total_Revenue Revenue	-	-	-	-
78		A_B6000 Salaries, Wages & Benefits	-	-	-	-
79		A_B6200 Services & Fees	-	-	-	-
80		A_B6300 Travel	-	-	-	-
81	FC_B30 Restr	A_B6400 Supplies	-	-	-	-
82	Expendable Op	A_B6450 Utilities	-	-	-	-
83		A_B6500 Repairs & Maintenance	-	-	-	-
84		A_B6550 Rentals & Leases	-	-	-	-
85		A_B6575 Interest Expense	-	-	-	-
86		A_B6600 Claims & Judgements	-	-	-	-
87		A_B6650 Other Expense	-	-	-	-
88		A_B6700 Subcontracts	-	-	-	-
89		A_B6900 Depreciation & Amortization	-	-	-	-
90		A_B7000 Capital Expense	-	-	-	-
91		A_B7200 Discontinued Operations	-	-	-	-
92		A_B7500 Other Non Operating Expenses	-	-	-	-
93		A_B7600 Internal Allocations & Sales	-	-	-	-
94		A_B7700 Funding Tranfers	-	-	-	-
95		Total_Expenses Expenses	-	-	-	-
96		Statement of Activities Net Result	-	-	-	-
97		A_B4000 Tuition & Educational Fees	-	-	-	-
98		A_B4100 Sales of Goods & Services	-	-	-	-
99		A_B4300 Grants & Contracts	-	-	-	-
100		A_43501 Federal Appropriations	-	-	-	-
101		A_B4400 Other Operating Revenue	-	-	-	-
102		A_B5000 Non Operating Revenues	-	-	-	-
103		A_B5100 Appropriations	-	-	-	-
104		A_B5300 Gifts	-	-	-	-
105		A_B5500 Investment Income	-	-	-	-
106		A_B5600 Other Non Operating Revenues	-	-	-	-
107		Total_Revenue Revenue	-	-	-	-
108		A_B6000 Salaries, Wages & Benefits	-	-	-	-
109		A_B6200 Services & Fees	-	-	-	-
110		A_B6300 Travel	-	-	-	-
111	FC_B35 Restr	A_B6400 Supplies	-	-	-	-
112	Expendable Non Op	A_B6450 Utilities	-	-	-	-
113		A_B6500 Repairs & Maintenance	-	-	-	-
114		A_B6550 Rentals & Leases	-	-	-	-
115		A_B6575 Interest Expense	-	-	-	-
116		A_B6600 Claims & Judgements	-	-	-	-
117		A_B6650 Other Expense	-	-	-	-
118		A_B6700 Subcontracts	-	-	-	-
119		A_B6900 Depreciation & Amortization	-	-	-	-
120		A_B7000 Capital Expense	-	-	-	-
121		A_B7200 Discontinued Operations	-	-	-	-
122		A_B7500 Other Non Operating Expenses	-	-	-	-
123		A_B7600 Internal Allocations & Sales	-	-	-	-
124		A_B7700 Funding Tranfers	-	-	-	-
125		Total_Expenses Expenses	-	-	-	-
126		Statement of Activities Net Result	-	-	-	-


	A	B	C	D	E	F
1						
2	O_15112: Office of Teacher Education					
3	Board of Trustees Report					
4	O_15112: Office of Teacher Education					
5			FY18		FY19	
6	Fund Class - Source	Summary Level Natural Accounts	Budget	Actual through March	Budget	Variance FY18 Budget to FY19 Budget
127		A_B4000 Tuition & Educational Fees	-	-	-	-
128		A_B4100 Sales of Goods & Services	-	-	-	-
129		A_B4300 Grants & Contracts	-	-	-	-
130		A_43501 Federal Appropriations	-	-	-	-
131		A_B4400 Other Operating Revenue	-	-	-	-
132		A_B5000 Non Operating Revenues	-	-	-	-
133		A_B5100 Appropriations	-	-	-	-
134		A_B5300 Gifts	-	-	-	-
135		A_B5500 Investment Income	-	-	-	-
136		A_B5600 Other Non Operating Revenues	-	-	-	-
137		Total_Revenue Revenue	-	-	-	-
138		A_B6000 Salaries, Wages & Benefits	-	-	-	-
139		A_B6200 Services & Fees	-	-	-	-
140		A_B6300 Travel	-	-	-	-
141	FC_B40 Restr	A_B6400 Supplies	-	-	-	-
142	Grants	A_B6450 Utilities	-	-	-	-
143		A_B6500 Repairs & Maintenance	-	-	-	-
144		A_B6550 Rentals & Leases	-	-	-	-
145		A_B6575 Interest Expense	-	-	-	-
146		A_B6600 Claims & Judgements	-	-	-	-
147		A_B6650 Other Expense	-	-	-	-
148		A_B6700 Subcontracts	-	-	-	-
149		A_B6900 Depreciation & Amortization	-	-	-	-
150		A_B7000 Capital Expense	-	-	-	-
151		A_B7200 Discontinued Operations	-	-	-	-
152		A_B7500 Other Non Operating Expenses	-	-	-	-
153		A_B7600 Internal Allocations & Sales	-	-	-	-
154		A_B7700 Funding Tranfers	-	-	-	-
155		Total_Expenses Expenses	-	-	-	-
156		Statement of Activities Net Result	-	-	-	-
157		A_B4000 Tuition & Educational Fees	-	-	-	-
158		A_B4100 Sales of Goods & Services	-	-	-	-
159		A_B4300 Grants & Contracts	-	-	-	-
160		A_43501 Federal Appropriations	-	-	-	-
161		A_B4400 Other Operating Revenue	-	-	-	-
162		A_B5000 Non Operating Revenues	-	-	-	-
163		A_B5100 Appropriations	-	-	-	-
164		A_B5300 Gifts	-	-	-	-
165		A_B5500 Investment Income	-	-	-	-
166		A_B5600 Other Non Operating Revenues	-	-	-	-
167		Total_Revenue Revenue	-	-	-	-
168		A_B6000 Salaries, Wages & Benefits	-	-	-	-
169		A_B6200 Services & Fees	-	-	-	-
170		A_B6300 Travel	-	-	-	-
171	FC_B45 Restr	A_B6400 Supplies	-	-	-	-
172	Govt Funds	A_B6450 Utilities	-	-	-	-
173		A_B6500 Repairs & Maintenance	-	-	-	-
174		A_B6550 Rentals & Leases	-	-	-	-
175		A_B6575 Interest Expense	-	-	-	-
176		A_B6600 Claims & Judgements	-	-	-	-
177		A_B6650 Other Expense	-	-	-	-
178		A_B6700 Subcontracts	-	-	-	-
179		A_B6900 Depreciation & Amortization	-	-	-	-
180		A_B7000 Capital Expense	-	-	-	-
181		A_B7200 Discontinued Operations	-	-	-	-
182		A_B7500 Other Non Operating Expenses	-	-	-	-
183		A_B7600 Internal Allocations & Sales	-	-	-	-
184		A_B7700 Funding Tranfers	-	-	-	-
185		Total_Expenses Expenses	-	-	-	-
186		Statement of Activities Net Result	-	-	-	-


	A	B	C	D	E	F	
1							
2	O_15113: Wyoming School University Partnership						
3	Board of Trustees Report						
4	O_15113: Wyoming School University Partnership						
5			FY18		FY19		
6	Fund Class - Source	Summary Level Natural Accounts	Budget	Actual through March	Budget	Variance FY18 Budget to FY19 Budget	
7	FC_105 Unrestricted Operating Class	A_B4000 Tuition & Educational Fees	-	-	-	-	
8		A_B4100 Sales of Goods & Services	-	-	-	-	
9		A_B4300 Grants & Contracts	-	-	-	-	
10		A_43501 Federal Appropriations	-	-	-	-	
11		A_B4400 Other Operating Revenue	(75,000)	(66,035)	-	75,000	
12		A_B5000 Non Operating Revenues	-	-	-	-	
13		A_B5100 Appropriations	-	-	-	-	
14		A_B5300 Gifts	-	-	-	-	
15		A_B5500 Investment Income	-	-	-	-	
16		A_B5600 Other Non Operating Revenues	-	-	-	-	
17			Total_Revenue Revenue	(75,000)	(66,035)	-	75,000
18			A_B6000 Salaries, Wages & Benefits	45,674	20,641	53,432	7,758
19			A_B6200 Services & Fees	-	1,215	-	-
20			A_B6300 Travel	4,371	195	-	(4,371)
21			A_B6400 Supplies	8,500	1,004	-	(8,500)
22			A_B6450 Utilities	-	-	-	-
23			A_B6500 Repairs & Maintenance	-	-	-	-
24			A_B6550 Rentals & Leases	-	-	-	-
25			A_B6575 Interest Expense	-	-	-	-
26			A_B6600 Claims & Judgements	-	-	-	-
27			A_B6650 Other Expense	13,000	4,669	-	(13,000)
28			A_B6700 Subcontracts	-	-	-	-
29			A_B6900 Depreciation & Amortization	-	-	-	-
30			A_B7000 Capital Expense	-	-	-	-
31			A_B7200 Discontinued Operations	-	-	-	-
32			A_B7500 Other Non Operating Expenses	-	-	-	-
33			A_B7600 Internal Allocations & Sales	-	1,130	-	-
34			A_B7700 Funding Tranfers	-	-	-	-
35			Total_Expenses Expenses	71,545	28,854	53,432	(18,113)
36			Statement of Activities Net Result	(3,455)	(37,181)	53,432	56,887
37		FC_B20 Designated Op	A_B4000 Tuition & Educational Fees	-	-	-	-
38			A_B4100 Sales of Goods & Services	-	-	-	-
39			A_B4300 Grants & Contracts	-	-	-	-
40			A_43501 Federal Appropriations	-	-	-	-
41			A_B4400 Other Operating Revenue	-	-	(76,750)	(76,750)
42			A_B5000 Non Operating Revenues	-	-	-	-
43	A_B5100 Appropriations		-	-	-	-	
44	A_B5300 Gifts		-	-	-	-	
45	A_B5500 Investment Income		-	-	-	-	
46	A_B5600 Other Non Operating Revenues		-	-	-	-	
47			Total_Revenue Revenue	-	-	(76,750)	(76,750)
48			A_B6000 Salaries, Wages & Benefits	-	-	53,432	53,432
49			A_B6200 Services & Fees	-	-	3,240	3,240
50			A_B6300 Travel	-	-	4,371	4,371
51			A_B6400 Supplies	-	-	6,600	6,600
52			A_B6450 Utilities	-	-	-	-
53			A_B6500 Repairs & Maintenance	-	-	-	-
54			A_B6550 Rentals & Leases	-	-	-	-
55			A_B6575 Interest Expense	-	-	-	-
56			A_B6600 Claims & Judgements	-	-	-	-
57			A_B6650 Other Expense	-	-	6,000	6,000
58			A_B6700 Subcontracts	-	-	-	-
59			A_B6900 Depreciation & Amortization	-	-	-	-
60			A_B7000 Capital Expense	-	-	-	-
61			A_B7200 Discontinued Operations	-	-	-	-
62			A_B7500 Other Non Operating Expenses	-	-	-	-
63			A_B7600 Internal Allocations & Sales	-	-	1,164	1,164
64			A_B7700 Funding Tranfers	-	-	-	-
65			Total_Expenses Expenses	-	-	74,807	74,807
66			Statement of Activities Net Result	-	-	(1,943)	(1,943)


	A	B	C	D	E	F
1						
2	O_15113: Wyoming School University Partnership					
3	Board of Trustees Report					
4	O_15113: Wyoming School University Partnership					
5			FY18		FY19	
6	Fund Class - Source	Summary Level Natural Accounts	Budget	Actual through March	Budget	Variance FY18 Budget to FY19 Budget
67		A_B4000 Tuition & Educational Fees	-	-	-	-
68		A_B4100 Sales of Goods & Services	-	-	-	-
69		A_B4300 Grants & Contracts	-	-	-	-
70		A_43501 Federal Appropriations	-	-	-	-
71		A_B4400 Other Operating Revenue	-	-	-	-
72		A_B5000 Non Operating Revenues	-	-	-	-
73		A_B5100 Appropriations	-	-	-	-
74		A_B5300 Gifts	-	(2,245)	(1,925)	(1,925)
75		A_B5500 Investment Income	-	-	-	-
76		A_B5600 Other Non Operating Revenues	-	-	-	-
77		Total_Revenue Revenue	-	(2,245)	(1,925)	(1,925)
78		A_B6000 Salaries, Wages & Benefits	-	-	-	-
79		A_B6200 Services & Fees	-	-	-	-
80		A_B6300 Travel	-	1,895	1,925	1,925
81	FC_B30 Restr Expendable Op	A_B6400 Supplies	-	-	-	-
82		A_B6450 Utilities	-	-	-	-
83		A_B6500 Repairs & Maintenance	-	-	-	-
84		A_B6550 Rentals & Leases	-	-	-	-
85		A_B6575 Interest Expense	-	-	-	-
86		A_B6600 Claims & Judgements	-	-	-	-
87		A_B6650 Other Expense	-	-	-	-
88		A_B6700 Subcontracts	-	-	-	-
89		A_B6900 Depreciation & Amortization	-	-	-	-
90		A_B7000 Capital Expense	-	-	-	-
91		A_B7200 Discontinued Operations	-	-	-	-
92		A_B7500 Other Non Operating Expenses	-	-	-	-
93		A_B7600 Internal Allocations & Sales	-	-	-	-
94		A_B7700 Funding Tranfers	-	-	-	-
95			Total_Expenses Expenses	-	1,895	1,925
96		Statement of Activities Net Result	-	(350)	-	-
97		A_B4000 Tuition & Educational Fees	-	-	-	-
98		A_B4100 Sales of Goods & Services	-	-	-	-
99		A_B4300 Grants & Contracts	-	-	-	-
100		A_43501 Federal Appropriations	-	-	-	-
101		A_B4400 Other Operating Revenue	-	-	-	-
102		A_B5000 Non Operating Revenues	-	-	-	-
103		A_B5100 Appropriations	-	-	-	-
104		A_B5300 Gifts	-	-	-	-
105		A_B5500 Investment Income	-	-	-	-
106		A_B5600 Other Non Operating Revenues	-	-	-	-
107		Total_Revenue Revenue	-	-	-	-
108		A_B6000 Salaries, Wages & Benefits	-	-	-	-
109		A_B6200 Services & Fees	-	-	-	-
110		A_B6300 Travel	-	-	-	-
111	FC_B35 Restr Expendable Non Op	A_B6400 Supplies	-	-	-	-
112		A_B6450 Utilities	-	-	-	-
113		A_B6500 Repairs & Maintenance	-	-	-	-
114		A_B6550 Rentals & Leases	-	-	-	-
115		A_B6575 Interest Expense	-	-	-	-
116		A_B6600 Claims & Judgements	-	-	-	-
117		A_B6650 Other Expense	-	-	-	-
118		A_B6700 Subcontracts	-	-	-	-
119		A_B6900 Depreciation & Amortization	-	-	-	-
120		A_B7000 Capital Expense	-	-	-	-
121		A_B7200 Discontinued Operations	-	-	-	-
122		A_B7500 Other Non Operating Expenses	-	-	-	-
123		A_B7600 Internal Allocations & Sales	-	-	-	-
124		A_B7700 Funding Tranfers	-	-	-	-
125			Total_Expenses Expenses	-	-	-
126		Statement of Activities Net Result	-	-	-	-


	A	B	C	D	E	F
1						
2	O_15113: Wyoming School University Partnership					
3	Board of Trustees Report					
4	O_15113: Wyoming School University Partnership					
5			FY18		FY19	
6	Fund Class - Source	Summary Level Natural Accounts	Budget	Actual through March	Budget	Variance FY18 Budget to FY19 Budget
127		A_B4000 Tuition & Educational Fees	-	-	-	-
128		A_B4100 Sales of Goods & Services	-	-	-	-
129		A_B4300 Grants & Contracts	-	-	-	-
130		A_43501 Federal Appropriations	-	-	-	-
131		A_B4400 Other Operating Revenue	-	-	-	-
132		A_B5000 Non Operating Revenues	-	-	-	-
133		A_B5100 Appropriations	-	-	-	-
134		A_B5300 Gifts	-	-	-	-
135		A_B5500 Investment Income	-	-	-	-
136		A_B5600 Other Non Operating Revenues	-	-	-	-
137		Total_Revenue Revenue	-	-	-	-
138		A_B6000 Salaries, Wages & Benefits	-	-	-	-
139		A_B6200 Services & Fees	-	-	-	-
140		A_B6300 Travel	-	-	-	-
141	FC_B40 Restr	A_B6400 Supplies	-	-	-	-
142	Grants	A_B6450 Utilities	-	-	-	-
143		A_B6500 Repairs & Maintenance	-	-	-	-
144		A_B6550 Rentals & Leases	-	-	-	-
145		A_B6575 Interest Expense	-	-	-	-
146		A_B6600 Claims & Judgements	-	-	-	-
147		A_B6650 Other Expense	-	-	-	-
148		A_B6700 Subcontracts	-	-	-	-
149		A_B6900 Depreciation & Amortization	-	-	-	-
150		A_B7000 Capital Expense	-	-	-	-
151		A_B7200 Discontinued Operations	-	-	-	-
152		A_B7500 Other Non Operating Expenses	-	-	-	-
153		A_B7600 Internal Allocations & Sales	-	-	-	-
154		A_B7700 Funding Tranfers	-	-	-	-
155		Total_Expenses Expenses	-	-	-	-
156		Statement of Activities Net Result	-	-	-	-
157		A_B4000 Tuition & Educational Fees	-	-	-	-
158		A_B4100 Sales of Goods & Services	-	-	-	-
159		A_B4300 Grants & Contracts	-	-	-	-
160		A_43501 Federal Appropriations	-	-	-	-
161		A_B4400 Other Operating Revenue	-	-	-	-
162		A_B5000 Non Operating Revenues	-	-	-	-
163		A_B5100 Appropriations	-	-	-	-
164		A_B5300 Gifts	-	-	-	-
165		A_B5500 Investment Income	-	-	-	-
166		A_B5600 Other Non Operating Revenues	-	-	-	-
167		Total_Revenue Revenue	-	-	-	-
168		A_B6000 Salaries, Wages & Benefits	-	-	-	-
169		A_B6200 Services & Fees	-	-	-	-
170		A_B6300 Travel	-	-	-	-
171	FC_B45 Restr	A_B6400 Supplies	-	-	-	-
172	Govt Funds	A_B6450 Utilities	-	-	-	-
173		A_B6500 Repairs & Maintenance	-	-	-	-
174		A_B6550 Rentals & Leases	-	-	-	-
175		A_B6575 Interest Expense	-	-	-	-
176		A_B6600 Claims & Judgements	-	-	-	-
177		A_B6650 Other Expense	-	-	-	-
178		A_B6700 Subcontracts	-	-	-	-
179		A_B6900 Depreciation & Amortization	-	-	-	-
180		A_B7000 Capital Expense	-	-	-	-
181		A_B7200 Discontinued Operations	-	-	-	-
182		A_B7500 Other Non Operating Expenses	-	-	-	-
183		A_B7600 Internal Allocations & Sales	-	-	-	-
184		A_B7700 Funding Tranfers	-	-	-	-
185		Total_Expenses Expenses	-	-	-	-
186		Statement of Activities Net Result	-	-	-	-


	A	B	C	D	E	F	
1							
2	O_C1600: College of Engineering & Applied Science General Subdivision						
3	Board of Trustees Report						
4	O_C1600: College of Engineering & Applied Science General Subdivision						
5			FY18		FY19		
6	Fund Class - Source	Summary Level Natural Accounts	Budget	Actual through March	Budget	Variance FY18 Budget to FY19 Budget	
7	FC_105 Unrestricted Operating Class	A_B4000 Tuition & Educational Fees	(330,000)	(510,461)	(204,815)	125,185	
8		A_B4100 Sales of Goods & Services	-	(164,244)	-	-	
9		A_B4300 Grants & Contracts	-	-	-	-	
10		A_43501 Federal Appropriations	-	-	-	-	
11		A_B4400 Other Operating Revenue	(123,000)	(1,752)	-	123,000	
12		A_B5000 Non Operating Revenues	-	-	-	-	
13		A_B5100 Appropriations	-	-	-	-	
14		A_B5300 Gifts	-	-	-	-	
15		A_B5500 Investment Income	-	-	-	-	
16		A_B5600 Other Non Operating Revenues	(146,100)	(242)	-	146,100	
17		Total_Revenue Revenue	(599,100)	(676,698)	(204,815)	394,285	
18		A_B6000 Salaries, Wages & Benefits	14,412,361	10,420,951	14,213,063	(199,298)	
19		A_B6200 Services & Fees	84,246	22,620	16,400	(67,846)	
20		A_B6300 Travel	91,238	132,488	105,510	14,272	
21		A_B6400 Supplies	1,202,875	216,978	189,254	(1,013,621)	
22		A_B6450 Utilities	2,500	150	-	(2,500)	
23		A_B6500 Repairs & Maintenance	32,280	3,829	500	(31,780)	
24		A_B6550 Rentals & Leases	4,250	2,812	7,510	3,260	
25		A_B6575 Interest Expense	-	-	-	-	
26		A_B6600 Claims & Judgements	-	-	-	-	
27		A_B6650 Other Expense	32,321	71,990	57,665	25,344	
28		A_B6700 Subcontracts	-	748	-	-	
29		A_B6900 Depreciation & Amortization	-	112,752	-	-	
30		A_B7000 Capital Expense	-	-	-	-	
31		A_B7200 Discontinued Operations	-	-	-	-	
32		A_B7500 Other Non Operating Expenses	1,100	(10,439)	(30,250)	(31,350)	
33		A_B7600 Internal Allocations & Sales	(572,104)	36,072	(536,954)	35,150	
34		A_B7700 Funding Trnfers	(63,705)	-	-	63,705	
35		Total_Expenses Expenses	15,227,362	11,010,952	14,022,698	(1,204,664)	
36		Statement of Activities Net Result	14,628,262	10,334,253	13,817,883	(810,379)	
37		FC_B20 Designated Op	A_B4000 Tuition & Educational Fees	436,719	508,279	(263,500)	(700,219)
38			A_B4100 Sales of Goods & Services	-	-	-	-
39			A_B4300 Grants & Contracts	(986,364)	(377)	(530,146)	456,218
40			A_43501 Federal Appropriations	-	-	-	-
41			A_B4400 Other Operating Revenue	(7,000)	-	-	7,000
42			A_B5000 Non Operating Revenues	-	-	-	-
43	A_B5100 Appropriations		(3,797,686)	(3,782,730)	(4,184,718)	(387,032)	
44	A_B5300 Gifts		-	-	-	-	
45	A_B5500 Investment Income		-	-	-	-	
46	A_B5600 Other Non Operating Revenues		(5,000)	-	-	5,000	
47	Total_Revenue Revenue		(4,359,331)	(3,274,828)	(4,978,364)	(619,033)	
48	A_B6000 Salaries, Wages & Benefits		2,987,184	2,066,880	2,532,475	(454,709)	
49	A_B6200 Services & Fees		89,110	225,789	9,000	(80,110)	
50	A_B6300 Travel		57,450	60,804	132,430	74,980	
51	A_B6400 Supplies		414,485	283,744	1,176,096	761,611	
52	A_B6450 Utilities		-	337	-	-	
53	A_B6500 Repairs & Maintenance		49,200	3,122	40,700	(8,500)	
54	A_B6550 Rentals & Leases		4,355	432	5,000	645	
55	A_B6575 Interest Expense		-	-	-	-	
56	A_B6600 Claims & Judgements		-	-	-	-	
57	A_B6650 Other Expense		942,027	71,931	834,683	(107,344)	
58	A_B6700 Subcontracts		-	-	163,200	163,200	
59	A_B6900 Depreciation & Amortization		-	789	-	-	
60	A_B7000 Capital Expense		-	-	450,000	450,000	
61	A_B7200 Discontinued Operations		-	-	-	-	
62	A_B7500 Other Non Operating Expenses		-	-	-	-	
63	A_B7600 Internal Allocations & Sales		0	(41,879)	(383,754)	(383,754)	
64	A_B7700 Funding Trnfers		(184,481)	-	(116,738)	67,743	
65	Total_Expenses Expenses		4,359,330	2,671,949	4,843,092	483,762	
66	Statement of Activities Net Result		(1)	(602,879)	(135,272)	(135,271)	


	A	B	C	D	E	F
1						
2	O_C1600: College of Engineering & Applied Science General Subdivision					
3	Board of Trustees Report					
4	O_C1600: College of Engineering & Applied Science General Subdivision					
5				FY18	FY19	
6	Fund Class - Source	Summary Level Natural Accounts	Budget	Actual through March	Budget	Variance FY18 Budget to FY19 Budget
67		A_B4000 Tuition & Educational Fees	-	71,068	144,006	144,006
68		A_B4100 Sales of Goods & Services	-	-	-	-
69		A_B4300 Grants & Contracts	-	-	-	-
70		A_43501 Federal Appropriations	-	-	-	-
71		A_B4400 Other Operating Revenue	-	-	-	-
72		A_B5000 Non Operating Revenues	-	-	-	-
73		A_B5100 Appropriations	-	(201,456)	-	-
74		A_B5300 Gifts	-	(523,720)	(1,713,636)	(1,713,636)
75		A_B5500 Investment Income	-	-	-	-
76		A_B5600 Other Non Operating Revenues	-	-	-	-
77		Total Revenue Revenue	-	(654,108)	(1,569,630)	(1,569,630)
78		A_B6000 Salaries, Wages & Benefits	-	396,669	725,139	725,139
79		A_B6200 Services & Fees	-	5,291	111,700	111,700
80		A_B6300 Travel	-	115,812	264,621	264,621
81	FC_B30 Restr Expendable Op	A_B6400 Supplies	-	67,642	360,720	360,720
82		A_B6450 Utilities	-	9	-	-
83		A_B6500 Repairs & Maintenance	-	23	-	-
84		A_B6550 Rentals & Leases	-	-	-	-
85		A_B6575 Interest Expense	-	-	-	-
86		A_B6600 Claims & Judgements	-	-	-	-
87		A_B6650 Other Expense	-	29,345	26,750	26,750
88		A_B6700 Subcontracts	-	-	-	-
89		A_B6900 Depreciation & Amortization	-	652	-	-
90		A_B7000 Capital Expense	-	6,447	-	-
91		A_B7200 Discontinued Operations	-	-	-	-
92		A_B7500 Other Non Operating Expenses	-	-	-	-
93		A_B7600 Internal Allocations & Sales	-	47,674	80,700	80,700
94		A_B7700 Funding Tranfers	-	-	-	-
95			Total Expenses Expenses	-	669,565	1,569,630
96		Statement of Activities Net Result	-	15,457	-	-
97		A_B4000 Tuition & Educational Fees	-	-	-	-
98		A_B4100 Sales of Goods & Services	-	-	-	-
99		A_B4300 Grants & Contracts	-	-	-	-
100		A_43501 Federal Appropriations	-	-	-	-
101		A_B4400 Other Operating Revenue	-	-	-	-
102		A_B5000 Non Operating Revenues	-	-	-	-
103		A_B5100 Appropriations	-	-	-	-
104		A_B5300 Gifts	-	-	-	-
105		A_B5500 Investment Income	-	-	-	-
106		A_B5600 Other Non Operating Revenues	-	-	-	-
107		Total Revenue Revenue	-	-	-	-
108		A_B6000 Salaries, Wages & Benefits	-	-	-	-
109		A_B6200 Services & Fees	-	-	-	-
110		A_B6300 Travel	-	-	-	-
111	FC_B35 Restr Expendable Non Op	A_B6400 Supplies	-	-	-	-
112		A_B6450 Utilities	-	-	-	-
113		A_B6500 Repairs & Maintenance	-	12,701	-	-
114		A_B6550 Rentals & Leases	-	-	-	-
115		A_B6575 Interest Expense	-	-	-	-
116		A_B6600 Claims & Judgements	-	-	-	-
117		A_B6650 Other Expense	-	-	-	-
118		A_B6700 Subcontracts	-	-	-	-
119		A_B6900 Depreciation & Amortization	-	-	-	-
120		A_B7000 Capital Expense	-	-	-	-
121		A_B7200 Discontinued Operations	-	-	-	-
122		A_B7500 Other Non Operating Expenses	-	-	-	-
123		A_B7600 Internal Allocations & Sales	-	29,779	-	-
124		A_B7700 Funding Tranfers	-	-	-	-
125			Total Expenses Expenses	-	42,480	-
126		Statement of Activities Net Result	-	42,480	-	-


	A	B	C	D	E	F
1						
2	O_C1600: College of Engineering & Applied Science General Subdivision					
3	Board of Trustees Report					
4	O_C1600: College of Engineering & Applied Science General Subdivision					
5				FY18	FY19	
6	Fund Class - Source	Summary Level Natural Accounts	Budget	Actual through March	Budget	Variance FY18 Budget to FY19 Budget
127		A_B4000 Tuition & Educational Fees	-	-	151,523	151,523
128		A_B4100 Sales of Goods & Services	-	-	-	-
129		A_B4300 Grants & Contracts	-	(10,027,939)	(12,958,525)	(12,958,525)
130		A_43501 Federal Appropriations	-	-	-	-
131		A_B4400 Other Operating Revenue	-	-	-	-
132		A_B5000 Non Operating Revenues	-	-	-	-
133		A_B5100 Appropriations	-	-	-	-
134		A_B5300 Gifts	-	-	-	-
135		A_B5500 Investment Income	-	-	-	-
136		A_B5600 Other Non Operating Revenues	-	(1,603,931)	2,530,140	2,530,140
137		Total_Revenue Revenue	-	(11,631,870)	(10,276,862)	(10,276,862)
138		A_B6000 Salaries, Wages & Benefits	-	3,862,857	5,336,708	5,336,708
139		A_B6200 Services & Fees	-	269,107	803,109	803,109
140		A_B6300 Travel	-	294,046	507,391	507,391
141	FC_B40 Restr	A_B6400 Supplies	-	354,068	2,088,837	2,088,837
142	Grants	A_B6450 Utilities	-	1,675	-	-
143		A_B6500 Repairs & Maintenance	-	21,118	-	-
144		A_B6550 Rentals & Leases	-	3,932	415,753	415,753
145		A_B6575 Interest Expense	-	-	-	-
146		A_B6600 Claims & Judgements	-	-	-	-
147		A_B6650 Other Expense	-	2,140,848	81,048	81,048
148		A_B6700 Subcontracts	-	280,688	1,563	1,563
149		A_B6900 Depreciation & Amortization	-	12,363	-	-
150		A_B7000 Capital Expense	-	5,758	-	-
151		A_B7200 Discontinued Operations	-	-	-	-
152		A_B7500 Other Non Operating Expenses	-	11,885	318,551	318,551
153		A_B7600 Internal Allocations & Sales	-	-	-	-
154		A_B7700 Funding Tranfers	-	-	-	-
155		Total_Expenses Expenses	-	7,258,344	9,552,961	9,552,961
156		Statement of Activities Net Result	-	(4,373,526)	(723,900)	(723,900)
157		A_B4000 Tuition & Educational Fees	-	-	-	-
158		A_B4100 Sales of Goods & Services	-	-	-	-
159		A_B4300 Grants & Contracts	-	-	-	-
160		A_43501 Federal Appropriations	-	-	-	-
161		A_B4400 Other Operating Revenue	-	-	-	-
162		A_B5000 Non Operating Revenues	-	-	-	-
163		A_B5100 Appropriations	-	-	-	-
164		A_B5300 Gifts	-	-	-	-
165		A_B5500 Investment Income	-	-	-	-
166		A_B5600 Other Non Operating Revenues	-	-	-	-
167		Total_Revenue Revenue	-	-	-	-
168		A_B6000 Salaries, Wages & Benefits	-	-	-	-
169		A_B6200 Services & Fees	-	-	-	-
170		A_B6300 Travel	-	-	-	-
171	FC_B45 Restr	A_B6400 Supplies	-	-	-	-
172	Govt Funds	A_B6450 Utilities	-	-	-	-
173		A_B6500 Repairs & Maintenance	-	-	-	-
174		A_B6550 Rentals & Leases	-	-	-	-
175		A_B6575 Interest Expense	-	-	-	-
176		A_B6600 Claims & Judgements	-	-	-	-
177		A_B6650 Other Expense	-	-	-	-
178		A_B6700 Subcontracts	-	-	-	-
179		A_B6900 Depreciation & Amortization	-	-	-	-
180		A_B7000 Capital Expense	-	-	-	-
181		A_B7200 Discontinued Operations	-	-	-	-
182		A_B7500 Other Non Operating Expenses	-	-	-	-
183		A_B7600 Internal Allocations & Sales	-	-	-	-
184		A_B7700 Funding Tranfers	-	-	-	-
185		Total_Expenses Expenses	-	-	-	-
186		Statement of Activities Net Result	-	-	-	-


	A	B	C	D	E	F	
1							
2	O_16001: Engineering & Applied Science Deans Office						
3	Board of Trustees Report						
4	O_16001: Engineering & Applied Science Deans Office						
5			FY18		FY19		
6	Fund Class - Source	Summary Level Natural Accounts	Budget	Actual through March	Budget	Variance FY18 Budget to FY19 Budget	
7	FC_105 Unrestricted Operating Class	A_B4000 Tuition & Educational Fees	(330,000)	(534,879)	(204,815)	125,185	
8		A_B4100 Sales of Goods & Services	-	-	-	-	
9		A_B4300 Grants & Contracts	-	-	-	-	
10		A_43501 Federal Appropriations	-	-	-	-	
11		A_B4400 Other Operating Revenue	-	(912)	-	-	
12		A_B5000 Non Operating Revenues	-	-	-	-	
13		A_B5100 Appropriations	-	-	-	-	
14		A_B5300 Gifts	-	-	-	-	
15		A_B5500 Investment Income	-	-	-	-	
16		A_B5600 Other Non Operating Revenues	(113,700)	(242)	-	113,700	
17			Total_Revenue Revenue	(443,700)	(536,033)	(204,815)	238,885
18			A_B6000 Salaries, Wages & Benefits	12,918,820	9,423,850	13,084,277	165,456
19			A_B6200 Services & Fees	15,200	1,993	11,100	(4,100)
20			A_B6300 Travel	39,000	24,937	52,000	13,000
21			A_B6400 Supplies	1,077,400	113,442	108,575	(968,825)
22			A_B6450 Utilities	1,500	150	-	(1,500)
23			A_B6500 Repairs & Maintenance	17,000	3,771	-	(17,000)
24			A_B6550 Rentals & Leases	1,000	189	4,950	3,950
25			A_B6575 Interest Expense	-	-	-	-
26			A_B6600 Claims & Judgements	-	-	-	-
27			A_B6650 Other Expense	18,100	30,038	36,335	18,235
28			A_B6700 Subcontracts	-	-	-	-
29			A_B6900 Depreciation & Amortization	-	-	-	-
30			A_B7000 Capital Expense	-	-	-	-
31			A_B7200 Discontinued Operations	-	-	-	-
32			A_B7500 Other Non Operating Expenses	-	-	(30,250)	(30,250)
33			A_B7600 Internal Allocations & Sales	(563,104)	(32,695)	(611,304)	(48,200)
34			A_B7700 Funding Tranfers	(14,575)	-	-	14,575
35			Total_Expenses Expenses	13,510,342	9,565,676	12,655,683	(854,659)
36			Statement of Activities Net Result	13,066,642	9,029,643	12,450,868	(615,774)
37		FC_B20 Designated Op	A_B4000 Tuition & Educational Fees	563,000	497,413	(264,500)	(827,500)
38			A_B4100 Sales of Goods & Services	-	-	-	-
39			A_B4300 Grants & Contracts	(80,000)	-	(50,000)	30,000
40			A_43501 Federal Appropriations	-	-	-	-
41			A_B4400 Other Operating Revenue	-	-	-	-
42			A_B5000 Non Operating Revenues	-	-	-	-
43	A_B5100 Appropriations		(3,797,686)	(3,782,730)	(4,184,718)	(387,032)	
44	A_B5300 Gifts		-	-	-	-	
45	A_B5500 Investment Income		-	-	-	-	
46	A_B5600 Other Non Operating Revenues		-	-	-	-	
47			Total_Revenue Revenue	(3,314,686)	(3,285,317)	(4,499,218)	(1,184,532)
48			A_B6000 Salaries, Wages & Benefits	2,651,876	1,939,878	2,112,574	(539,302)
49			A_B6200 Services & Fees	10,000	202,356	2,000	(8,000)
50			A_B6300 Travel	23,500	27,650	59,780	36,280
51			A_B6400 Supplies	135,000	12,478	1,029,536	894,536
52			A_B6450 Utilities	-	-	-	-
53			A_B6500 Repairs & Maintenance	22,000	250	-	(22,000)
54			A_B6550 Rentals & Leases	-	-	5,000	5,000
55			A_B6575 Interest Expense	-	-	-	-
56			A_B6600 Claims & Judgements	-	-	-	-
57			A_B6650 Other Expense	934,377	12,377	751,383	(182,994)
58			A_B6700 Subcontracts	-	-	163,200	163,200
59			A_B6900 Depreciation & Amortization	-	-	-	-
60			A_B7000 Capital Expense	-	-	450,000	450,000
61			A_B7200 Discontinued Operations	-	-	-	-
62			A_B7500 Other Non Operating Expenses	-	-	-	-
63			A_B7600 Internal Allocations & Sales	0	42,493	(192,644)	(192,644)
64			A_B7700 Funding Tranfers	(462,068)	-	(20,000)	442,068
65			Total_Expenses Expenses	3,314,685	2,237,483	4,360,829	1,046,144
66			Statement of Activities Net Result	(1)	(1,047,834)	(138,389)	(138,388)


	A	B	C	D	E	F
1						
2	O_16001: Engineering & Applied Science Deans Office					
3	Board of Trustees Report					
4	O_16001: Engineering & Applied Science Deans Office					
5				FY18	FY19	
6	Fund Class - Source	Summary Level Natural Accounts	Budget	Actual through March	Budget	Variance FY18 Budget to FY19 Budget
67		A_B4000 Tuition & Educational Fees	-	38,951	85,500	85,500
68		A_B4100 Sales of Goods & Services	-	-	-	-
69		A_B4300 Grants & Contracts	-	-	-	-
70		A_43501 Federal Appropriations	-	-	-	-
71		A_B4400 Other Operating Revenue	-	-	-	-
72		A_B5000 Non Operating Revenues	-	-	-	-
73		A_B5100 Appropriations	-	(201,456)	-	-
74		A_B5300 Gifts	-	(380,664)	(1,353,828)	(1,353,828)
75		A_B5500 Investment Income	-	-	-	-
76		A_B5600 Other Non Operating Revenues	-	-	-	-
77		Total Revenue Revenue	-	(543,168)	(1,268,328)	(1,268,328)
78		A_B6000 Salaries, Wages & Benefits	-	339,903	584,838	584,838
79		A_B6200 Services & Fees	-	3,029	109,000	109,000
80		A_B6300 Travel	-	92,897	185,800	185,800
81	FC_B30 Restr	A_B6400 Supplies	-	24,272	301,890	301,890
82	Expendable Op	A_B6450 Utilities	-	9	-	-
83		A_B6500 Repairs & Maintenance	-	23	-	-
84		A_B6550 Rentals & Leases	-	-	-	-
85		A_B6575 Interest Expense	-	-	-	-
86		A_B6600 Claims & Judgements	-	-	-	-
87		A_B6650 Other Expense	-	26,021	24,100	24,100
88		A_B6700 Subcontracts	-	-	-	-
89		A_B6900 Depreciation & Amortization	-	-	-	-
90		A_B7000 Capital Expense	-	6,447	-	-
91		A_B7200 Discontinued Operations	-	-	-	-
92		A_B7500 Other Non Operating Expenses	-	-	-	-
93		A_B7600 Internal Allocations & Sales	-	37,812	62,700	62,700
94		A_B7700 Funding Tranfers	-	-	-	-
95		Total Expenses Expenses	-	530,415	1,268,328	1,268,328
96		Statement of Activities Net Result	-	(12,753)	-	-
97		A_B4000 Tuition & Educational Fees	-	-	-	-
98		A_B4100 Sales of Goods & Services	-	-	-	-
99		A_B4300 Grants & Contracts	-	-	-	-
100		A_43501 Federal Appropriations	-	-	-	-
101		A_B4400 Other Operating Revenue	-	-	-	-
102		A_B5000 Non Operating Revenues	-	-	-	-
103		A_B5100 Appropriations	-	-	-	-
104		A_B5300 Gifts	-	-	-	-
105		A_B5500 Investment Income	-	-	-	-
106		A_B5600 Other Non Operating Revenues	-	-	-	-
107		Total Revenue Revenue	-	-	-	-
108		A_B6000 Salaries, Wages & Benefits	-	-	-	-
109		A_B6200 Services & Fees	-	-	-	-
110		A_B6300 Travel	-	-	-	-
111	FC_B35 Restr	A_B6400 Supplies	-	-	-	-
112	Expendable	A_B6450 Utilities	-	-	-	-
113	Non Op	A_B6500 Repairs & Maintenance	-	12,701	-	-
114		A_B6550 Rentals & Leases	-	-	-	-
115		A_B6575 Interest Expense	-	-	-	-
116		A_B6600 Claims & Judgements	-	-	-	-
117		A_B6650 Other Expense	-	-	-	-
118		A_B6700 Subcontracts	-	-	-	-
119		A_B6900 Depreciation & Amortization	-	-	-	-
120		A_B7000 Capital Expense	-	-	-	-
121		A_B7200 Discontinued Operations	-	-	-	-
122		A_B7500 Other Non Operating Expenses	-	-	-	-
123		A_B7600 Internal Allocations & Sales	-	29,779	-	-
124		A_B7700 Funding Tranfers	-	-	-	-
125		Total Expenses Expenses	-	42,480	-	-
126		Statement of Activities Net Result	-	42,480	-	-

	A	B	C	D	E	F
1						
2	O_16001: Engineering & Applied Science Deans Office					
3	Board of Trustees Report					
4	O_16001: Engineering & Applied Science Deans Office					
5				FY18	FY19	
6	Fund Class - Source	Summary Level Natural Accounts	Budget	Actual through March	Budget	Variance FY18 Budget to FY19 Budget
127		A_B4000 Tuition & Educational Fees	-	-	136	136
128		A_B4100 Sales of Goods & Services	-	-	-	-
129		A_B4300 Grants & Contracts	-	(355,992)	(12,825)	(12,825)
130		A_43501 Federal Appropriations	-	-	-	-
131		A_B4400 Other Operating Revenue	-	-	-	-
132		A_B5000 Non Operating Revenues	-	-	-	-
133		A_B5100 Appropriations	-	-	-	-
134		A_B5300 Gifts	-	-	-	-
135		A_B5500 Investment Income	-	-	-	-
136		A_B5600 Other Non Operating Revenues	-	-	1,020	1,020
137		Total_Revenue Revenue	-	(355,992)	(11,669)	(11,669)
138		A_B6000 Salaries, Wages & Benefits	-	-	5,664	5,664
139		A_B6200 Services & Fees	-	-	476	476
140		A_B6300 Travel	-	-	2,930	2,930
141	FC_B40 Restr	A_B6400 Supplies	-	-	680	680
142	Grants	A_B6450 Utilities	-	-	-	-
143		A_B6500 Repairs & Maintenance	-	-	-	-
144		A_B6550 Rentals & Leases	-	-	476	476
145		A_B6575 Interest Expense	-	-	-	-
146		A_B6600 Claims & Judgements	-	-	-	-
147		A_B6650 Other Expense	-	-	-	-
148		A_B6700 Subcontracts	-	-	-	-
149		A_B6900 Depreciation & Amortization	-	-	-	-
150		A_B7000 Capital Expense	-	-	-	-
151		A_B7200 Discontinued Operations	-	-	-	-
152		A_B7500 Other Non Operating Expenses	-	-	3,367	3,367
153		A_B7600 Internal Allocations & Sales	-	-	-	-
154		A_B7700 Funding Tranfers	-	-	-	-
155		Total_Expenses Expenses	-	-	13,593	13,593
156		Statement of Activities Net Result	-	(355,992)	1,924	1,924
157		A_B4000 Tuition & Educational Fees	-	-	-	-
158		A_B4100 Sales of Goods & Services	-	-	-	-
159		A_B4300 Grants & Contracts	-	-	-	-
160		A_43501 Federal Appropriations	-	-	-	-
161		A_B4400 Other Operating Revenue	-	-	-	-
162		A_B5000 Non Operating Revenues	-	-	-	-
163		A_B5100 Appropriations	-	-	-	-
164		A_B5300 Gifts	-	-	-	-
165		A_B5500 Investment Income	-	-	-	-
166		A_B5600 Other Non Operating Revenues	-	-	-	-
167		Total_Revenue Revenue	-	-	-	-
168		A_B6000 Salaries, Wages & Benefits	-	-	-	-
169		A_B6200 Services & Fees	-	-	-	-
170		A_B6300 Travel	-	-	-	-
171	FC_B45 Restr	A_B6400 Supplies	-	-	-	-
172	Govt Funds	A_B6450 Utilities	-	-	-	-
173		A_B6500 Repairs & Maintenance	-	-	-	-
174		A_B6550 Rentals & Leases	-	-	-	-
175		A_B6575 Interest Expense	-	-	-	-
176		A_B6600 Claims & Judgements	-	-	-	-
177		A_B6650 Other Expense	-	-	-	-
178		A_B6700 Subcontracts	-	-	-	-
179		A_B6900 Depreciation & Amortization	-	-	-	-
180		A_B7000 Capital Expense	-	-	-	-
181		A_B7200 Discontinued Operations	-	-	-	-
182		A_B7500 Other Non Operating Expenses	-	-	-	-
183		A_B7600 Internal Allocations & Sales	-	-	-	-
184		A_B7700 Funding Tranfers	-	-	-	-
185		Total_Expenses Expenses	-	-	-	-
186		Statement of Activities Net Result	-	-	-	-


	A	B	C	D	E	F	
1							
2	O_16101: Atmospheric Science						
3	Board of Trustees Report						
4	O_16101: Atmospheric Science						
5			FY18		FY19		
6	Fund Class - Source	Summary Level Natural Accounts	Budget	Actual through March	Budget	Variance FY18 Budget to FY19 Budget	
7	FC_105 Unrestricted Operating Class	A_B4000 Tuition & Educational Fees	-	12,082	-	-	
8		A_B4100 Sales of Goods & Services	-	-	-	-	
9		A_B4300 Grants & Contracts	-	-	-	-	
10		A_43501 Federal Appropriations	-	-	-	-	
11		A_B4400 Other Operating Revenue	-	-	-	-	
12		A_B5000 Non Operating Revenues	-	-	-	-	
13		A_B5100 Appropriations	-	-	-	-	
14		A_B5300 Gifts	-	-	-	-	
15		A_B5500 Investment Income	-	-	-	-	
16		A_B5600 Other Non Operating Revenues	-	-	-	-	
17			Total Revenue Revenue	-	12,082	-	-
18			A_B6000 Salaries, Wages & Benefits	1,063,366	803,184	1,034,494	(28,872)
19			A_B6200 Services & Fees	9,596	-	-	(9,596)
20			A_B6300 Travel	5,300	10,870	-	(5,300)
21			A_B6400 Supplies	4,675	843	-	(4,675)
22			A_B6450 Utilities	-	-	-	-
23			A_B6500 Repairs & Maintenance	-	58	-	-
24			A_B6550 Rentals & Leases	-	-	-	-
25			A_B6575 Interest Expense	-	-	-	-
26			A_B6600 Claims & Judgements	-	-	-	-
27			A_B6650 Other Expense	200	4,085	-	(200)
28			A_B6700 Subcontracts	-	-	-	-
29			A_B6900 Depreciation & Amortization	-	241	-	-
30			A_B7000 Capital Expense	-	-	-	-
31			A_B7200 Discontinued Operations	-	-	-	-
32			A_B7500 Other Non Operating Expenses	-	(59)	-	-
33			A_B7600 Internal Allocations & Sales	-	2,720	13,500	13,500
34			A_B7700 Funding Trfers	(38,683)	-	-	38,683
35			Total Expenses Expenses	1,044,454	821,942	1,047,994	3,541
36			Statement of Activities Net Result	1,044,454	834,024	1,047,994	3,541
37		FC_B20 Designated Op	A_B4000 Tuition & Educational Fees	(14,781)	-	-	14,781
38			A_B4100 Sales of Goods & Services	-	-	-	-
39			A_B4300 Grants & Contracts	(799,064)	(377)	(390,000)	409,064
40			A_43501 Federal Appropriations	-	-	-	-
41			A_B4400 Other Operating Revenue	-	-	-	-
42			A_B5000 Non Operating Revenues	-	-	-	-
43	A_B5100 Appropriations		-	-	-	-	
44	A_B5300 Gifts		-	-	-	-	
45	A_B5500 Investment Income		-	-	-	-	
46	A_B5600 Other Non Operating Revenues		-	-	-	-	
47			Total Revenue Revenue	(813,845)	(377)	(390,000)	423,845
48			A_B6000 Salaries, Wages & Benefits	296,000	96,123	381,170	85,170
49			A_B6200 Services & Fees	67,650	5,625	5,000	(62,650)
50			A_B6300 Travel	14,650	17,846	55,000	40,350
51			A_B6400 Supplies	137,410	51,977	96,440	(40,970)
52			A_B6450 Utilities	-	70	-	-
53			A_B6500 Repairs & Maintenance	10,000	2,872	38,700	28,700
54			A_B6550 Rentals & Leases	2,355	432	-	(2,355)
55			A_B6575 Interest Expense	-	-	-	-
56			A_B6600 Claims & Judgements	-	-	-	-
57			A_B6650 Other Expense	5,000	43,008	77,600	72,600
58			A_B6700 Subcontracts	-	-	-	-
59			A_B6900 Depreciation & Amortization	-	459	-	-
60			A_B7000 Capital Expense	-	-	-	-
61			A_B7200 Discontinued Operations	-	-	-	-
62			A_B7500 Other Non Operating Expenses	-	-	-	-
63			A_B7600 Internal Allocations & Sales	-	(109,808)	(204,510)	(204,510)
64			A_B7700 Funding Trfers	280,780	-	(59,400)	(340,180)
65			Total Expenses Expenses	813,845	108,605	390,000	(423,845)
66			Statement of Activities Net Result	-	108,228	-	-


	A	B	C	D	E	F
1						
2	O_16101: Atmospheric Science					
3	Board of Trustees Report					
4	O_16101: Atmospheric Science					
5			FY18		FY19	
6	Fund Class - Source	Summary Level Natural Accounts	Budget	Actual through March	Budget	Variance FY18 Budget to FY19 Budget
67		A_B4000 Tuition & Educational Fees	-	-	-	-
68		A_B4100 Sales of Goods & Services	-	-	-	-
69		A_B4300 Grants & Contracts	-	-	-	-
70		A_43501 Federal Appropriations	-	-	-	-
71		A_B4400 Other Operating Revenue	-	-	-	-
72		A_B5000 Non Operating Revenues	-	-	-	-
73		A_B5100 Appropriations	-	-	-	-
74		A_B5300 Gifts	-	(1,067)	(2,750)	(2,750)
75		A_B5500 Investment Income	-	-	-	-
76		A_B5600 Other Non Operating Revenues	-	-	-	-
77		Total Revenue Revenue	-	(1,067)	(2,750)	(2,750)
78		A_B6000 Salaries, Wages & Benefits	-	-	-	-
79		A_B6200 Services & Fees	-	-	-	-
80		A_B6300 Travel	-	819	2,500	2,500
81	FC_B30 Restr	A_B6400 Supplies	-	248	250	250
82	Expendable Op	A_B6450 Utilities	-	-	-	-
83		A_B6500 Repairs & Maintenance	-	-	-	-
84		A_B6550 Rentals & Leases	-	-	-	-
85		A_B6575 Interest Expense	-	-	-	-
86		A_B6600 Claims & Judgements	-	-	-	-
87		A_B6650 Other Expense	-	-	-	-
88		A_B6700 Subcontracts	-	-	-	-
89		A_B6900 Depreciation & Amortization	-	-	-	-
90		A_B7000 Capital Expense	-	-	-	-
91		A_B7200 Discontinued Operations	-	-	-	-
92		A_B7500 Other Non Operating Expenses	-	-	-	-
93		A_B7600 Internal Allocations & Sales	-	7	-	-
94		A_B7700 Funding Tranfers	-	-	-	-
95		Total Expenses Expenses	-	1,074	2,750	2,750
96		Statement of Activities Net Result	-	7	-	-
97		A_B4000 Tuition & Educational Fees	-	-	-	-
98		A_B4100 Sales of Goods & Services	-	-	-	-
99		A_B4300 Grants & Contracts	-	-	-	-
100		A_43501 Federal Appropriations	-	-	-	-
101		A_B4400 Other Operating Revenue	-	-	-	-
102		A_B5000 Non Operating Revenues	-	-	-	-
103		A_B5100 Appropriations	-	-	-	-
104		A_B5300 Gifts	-	-	-	-
105		A_B5500 Investment Income	-	-	-	-
106		A_B5600 Other Non Operating Revenues	-	-	-	-
107		Total Revenue Revenue	-	-	-	-
108		A_B6000 Salaries, Wages & Benefits	-	-	-	-
109		A_B6200 Services & Fees	-	-	-	-
110		A_B6300 Travel	-	-	-	-
111	FC_B35 Restr	A_B6400 Supplies	-	-	-	-
112	Expendable Non Op	A_B6450 Utilities	-	-	-	-
113		A_B6500 Repairs & Maintenance	-	-	-	-
114		A_B6550 Rentals & Leases	-	-	-	-
115		A_B6575 Interest Expense	-	-	-	-
116		A_B6600 Claims & Judgements	-	-	-	-
117		A_B6650 Other Expense	-	-	-	-
118		A_B6700 Subcontracts	-	-	-	-
119		A_B6900 Depreciation & Amortization	-	-	-	-
120		A_B7000 Capital Expense	-	-	-	-
121		A_B7200 Discontinued Operations	-	-	-	-
122		A_B7500 Other Non Operating Expenses	-	-	-	-
123		A_B7600 Internal Allocations & Sales	-	-	-	-
124		A_B7700 Funding Tranfers	-	-	-	-
125		Total Expenses Expenses	-	-	-	-
126		Statement of Activities Net Result	-	-	-	-

	A	B	C	D	E	F
1						
2	O_16101: Atmospheric Science					
3	Board of Trustees Report					
4	O_16101: Atmospheric Science					
5				FY18	FY19	
6	Fund Class - Source	Summary Level Natural Accounts	Budget	Actual through March	Budget	Variance FY18 Budget to FY19 Budget
127		A_B4000 Tuition & Educational Fees	-	-	63,366	63,366
128		A_B4100 Sales of Goods & Services	-	-	-	-
129		A_B4300 Grants & Contracts	-	(3,392,906)	(3,145,972)	(3,145,972)
130		A_43501 Federal Appropriations	-	-	-	-
131		A_B4400 Other Operating Revenue	-	-	-	-
132		A_B5000 Non Operating Revenues	-	-	-	-
133		A_B5100 Appropriations	-	-	-	-
134		A_B5300 Gifts	-	-	-	-
135		A_B5500 Investment Income	-	-	-	-
136		A_B5600 Other Non Operating Revenues	-	(682,238)	840,247	840,247
137		Total_Revenue Revenue	-	(4,075,145)	(2,242,358)	(2,242,358)
138		A_B6000 Salaries, Wages & Benefits	-	1,330,855	1,676,558	1,676,558
139		A_B6200 Services & Fees	-	128,864	75,116	75,116
140		A_B6300 Travel	-	120,113	124,530	124,530
141	FC_B40 Restr	A_B6400 Supplies	-	69,756	719,975	719,975
142	Grants	A_B6450 Utilities	-	1,606	-	-
143		A_B6500 Repairs & Maintenance	-	527	-	-
144		A_B6550 Rentals & Leases	-	124	(273,599)	(273,599)
145		A_B6575 Interest Expense	-	-	-	-
146		A_B6600 Claims & Judgements	-	-	-	-
147		A_B6650 Other Expense	-	803,873	74,558	74,558
148		A_B6700 Subcontracts	-	-	-	-
149		A_B6900 Depreciation & Amortization	-	1,332	-	-
150		A_B7000 Capital Expense	-	3,386	-	-
151		A_B7200 Discontinued Operations	-	-	-	-
152		A_B7500 Other Non Operating Expenses	-	11,885	241,094	241,094
153		A_B7600 Internal Allocations & Sales	-	-	-	-
154		A_B7700 Funding Tranfers	-	-	-	-
155		Total_Expenses Expenses	-	2,472,321	2,638,231	2,638,231
156		Statement of Activities Net Result	-	(1,602,823)	395,873	395,873
157		A_B4000 Tuition & Educational Fees	-	-	-	-
158		A_B4100 Sales of Goods & Services	-	-	-	-
159		A_B4300 Grants & Contracts	-	-	-	-
160		A_43501 Federal Appropriations	-	-	-	-
161		A_B4400 Other Operating Revenue	-	-	-	-
162		A_B5000 Non Operating Revenues	-	-	-	-
163		A_B5100 Appropriations	-	-	-	-
164		A_B5300 Gifts	-	-	-	-
165		A_B5500 Investment Income	-	-	-	-
166		A_B5600 Other Non Operating Revenues	-	-	-	-
167		Total_Revenue Revenue	-	-	-	-
168		A_B6000 Salaries, Wages & Benefits	-	-	-	-
169		A_B6200 Services & Fees	-	-	-	-
170		A_B6300 Travel	-	-	-	-
171	FC_B45 Restr	A_B6400 Supplies	-	-	-	-
172	Govt Funds	A_B6450 Utilities	-	-	-	-
173		A_B6500 Repairs & Maintenance	-	-	-	-
174		A_B6550 Rentals & Leases	-	-	-	-
175		A_B6575 Interest Expense	-	-	-	-
176		A_B6600 Claims & Judgements	-	-	-	-
177		A_B6650 Other Expense	-	-	-	-
178		A_B6700 Subcontracts	-	-	-	-
179		A_B6900 Depreciation & Amortization	-	-	-	-
180		A_B7000 Capital Expense	-	-	-	-
181		A_B7200 Discontinued Operations	-	-	-	-
182		A_B7500 Other Non Operating Expenses	-	-	-	-
183		A_B7600 Internal Allocations & Sales	-	-	-	-
184		A_B7700 Funding Tranfers	-	-	-	-
185		Total_Expenses Expenses	-	-	-	-
186		Statement of Activities Net Result	-	-	-	-


	A	B	C	D	E	F	
1							
2	O_16102: Chemical Engineering						
3	Board of Trustees Report						
4	O_16102: Chemical Engineering						
5			FY18		FY19		
6	Fund Class - Source	Summary Level Natural Accounts	Budget	Actual through March	Budget	Variance FY18 Budget to FY19 Budget	
7	FC_105 Unrestricted Operating Class	A_B4000 Tuition & Educational Fees	-	-	-	-	
8		A_B4100 Sales of Goods & Services	-	(15,334)	-	-	
9		A_B4300 Grants & Contracts	-	-	-	-	
10		A_43501 Federal Appropriations	-	-	-	-	
11		A_B4400 Other Operating Revenue	(950)	(420)	-	950	
12		A_B5000 Non Operating Revenues	-	-	-	-	
13		A_B5100 Appropriations	-	-	-	-	
14		A_B5300 Gifts	-	-	-	-	
15		A_B5500 Investment Income	-	-	-	-	
16		A_B5600 Other Non Operating Revenues	-	-	-	-	
17			Total_Revenue Revenue	(950)	(15,754)	-	950
18			A_B6000 Salaries, Wages & Benefits	2,712	-	2,600	(113)
19			A_B6200 Services & Fees	7,200	780	1,000	(6,200)
20			A_B6300 Travel	3,500	8,099	6,500	3,000
21			A_B6400 Supplies	19,588	11,681	11,300	(8,288)
22			A_B6450 Utilities	-	-	-	-
23			A_B6500 Repairs & Maintenance	3,250	-	500	(2,750)
24			A_B6550 Rentals & Leases	500	-	-	(500)
25			A_B6575 Interest Expense	-	-	-	-
26			A_B6600 Claims & Judgements	-	-	-	-
27			A_B6650 Other Expense	546	5,501	6,000	5,454
28			A_B6700 Subcontracts	-	-	-	-
29			A_B6900 Depreciation & Amortization	-	-	-	-
30			A_B7000 Capital Expense	-	-	-	-
31			A_B7200 Discontinued Operations	-	-	-	-
32			A_B7500 Other Non Operating Expenses	700	150	-	(700)
33			A_B7600 Internal Allocations & Sales	-	29,543	10,100	10,100
34			A_B7700 Funding Tranfers	-	-	-	-
35			Total_Expenses Expenses	37,996	55,753	38,000	4
36			Statement of Activities Net Result	37,046	40,000	38,000	954
37		FC_B20 Designated Op	A_B4000 Tuition & Educational Fees	(16,000)	8,558	-	16,000
38			A_B4100 Sales of Goods & Services	-	-	-	-
39			A_B4300 Grants & Contracts	(11,000)	-	(9,656)	1,344
40			A_43501 Federal Appropriations	-	-	-	-
41			A_B4400 Other Operating Revenue	-	-	-	-
42			A_B5000 Non Operating Revenues	-	-	-	-
43	A_B5100 Appropriations		-	-	-	-	
44	A_B5300 Gifts		-	-	-	-	
45	A_B5500 Investment Income		-	-	-	-	
46	A_B5600 Other Non Operating Revenues		-	-	-	-	
47			Total_Revenue Revenue	(27,000)	8,558	(9,656)	17,344
48			A_B6000 Salaries, Wages & Benefits	-	6,947	4,156	4,156
49			A_B6200 Services & Fees	500	10,000	-	(500)
50			A_B6300 Travel	1,500	-	-	(1,500)
51			A_B6400 Supplies	15,500	7,186	4,500	(11,000)
52			A_B6450 Utilities	-	-	-	-
53			A_B6500 Repairs & Maintenance	2,000	-	-	(2,000)
54			A_B6550 Rentals & Leases	1,500	-	-	(1,500)
55			A_B6575 Interest Expense	-	-	-	-
56			A_B6600 Claims & Judgements	-	-	-	-
57			A_B6650 Other Expense	500	664	1,000	500
58			A_B6700 Subcontracts	-	-	-	-
59			A_B6900 Depreciation & Amortization	-	-	-	-
60			A_B7000 Capital Expense	-	-	-	-
61			A_B7200 Discontinued Operations	-	-	-	-
62			A_B7500 Other Non Operating Expenses	-	-	-	-
63			A_B7600 Internal Allocations & Sales	-	2,028	-	-
64			A_B7700 Funding Tranfers	5,500	-	-	(5,500)
65			Total_Expenses Expenses	27,000	26,825	9,656	(17,344)
66			Statement of Activities Net Result	-	35,383	-	-


	A	B	C	D	E	F
1						
2	O_16102: Chemical Engineering					
3	Board of Trustees Report					
4	O_16102: Chemical Engineering					
5				FY18	FY19	
6	Fund Class - Source	Summary Level Natural Accounts	Budget	Actual through March	Budget	Variance FY18 Budget to FY19 Budget
67		A_B4000 Tuition & Educational Fees	-	-	-	-
68		A_B4100 Sales of Goods & Services	-	-	-	-
69		A_B4300 Grants & Contracts	-	-	-	-
70		A_43501 Federal Appropriations	-	-	-	-
71		A_B4400 Other Operating Revenue	-	-	-	-
72		A_B5000 Non Operating Revenues	-	-	-	-
73		A_B5100 Appropriations	-	-	-	-
74		A_B5300 Gifts	-	(575)	(8,100)	(8,100)
75		A_B5500 Investment Income	-	-	-	-
76		A_B5600 Other Non Operating Revenues	-	-	-	-
77		Total Revenue Revenue	-	(575)	(8,100)	(8,100)
78		A_B6000 Salaries, Wages & Benefits	-	-	-	-
79		A_B6200 Services & Fees	-	575	1,000	1,000
80		A_B6300 Travel	-	-	7,100	7,100
81	FC_B30 Restr Expendable Op	A_B6400 Supplies	-	-	-	-
82		A_B6450 Utilities	-	-	-	-
83		A_B6500 Repairs & Maintenance	-	-	-	-
84		A_B6550 Rentals & Leases	-	-	-	-
85		A_B6575 Interest Expense	-	-	-	-
86		A_B6600 Claims & Judgements	-	-	-	-
87		A_B6650 Other Expense	-	-	-	-
88		A_B6700 Subcontracts	-	-	-	-
89		A_B6900 Depreciation & Amortization	-	-	-	-
90		A_B7000 Capital Expense	-	-	-	-
91		A_B7200 Discontinued Operations	-	-	-	-
92		A_B7500 Other Non Operating Expenses	-	-	-	-
93		A_B7600 Internal Allocations & Sales	-	-	-	-
94		A_B7700 Funding Tranfers	-	-	-	-
95			Total Expenses Expenses	-	575	8,100
96		Statement of Activities Net Result	-	-	-	-
97		A_B4000 Tuition & Educational Fees	-	-	-	-
98		A_B4100 Sales of Goods & Services	-	-	-	-
99		A_B4300 Grants & Contracts	-	-	-	-
100		A_43501 Federal Appropriations	-	-	-	-
101		A_B4400 Other Operating Revenue	-	-	-	-
102		A_B5000 Non Operating Revenues	-	-	-	-
103		A_B5100 Appropriations	-	-	-	-
104		A_B5300 Gifts	-	-	-	-
105		A_B5500 Investment Income	-	-	-	-
106		A_B5600 Other Non Operating Revenues	-	-	-	-
107		Total Revenue Revenue	-	-	-	-
108		A_B6000 Salaries, Wages & Benefits	-	-	-	-
109		A_B6200 Services & Fees	-	-	-	-
110		A_B6300 Travel	-	-	-	-
111	FC_B35 Restr Expendable Non Op	A_B6400 Supplies	-	-	-	-
112		A_B6450 Utilities	-	-	-	-
113		A_B6500 Repairs & Maintenance	-	-	-	-
114		A_B6550 Rentals & Leases	-	-	-	-
115		A_B6575 Interest Expense	-	-	-	-
116		A_B6600 Claims & Judgements	-	-	-	-
117		A_B6650 Other Expense	-	-	-	-
118		A_B6700 Subcontracts	-	-	-	-
119		A_B6900 Depreciation & Amortization	-	-	-	-
120		A_B7000 Capital Expense	-	-	-	-
121		A_B7200 Discontinued Operations	-	-	-	-
122		A_B7500 Other Non Operating Expenses	-	-	-	-
123		A_B7600 Internal Allocations & Sales	-	-	-	-
124		A_B7700 Funding Tranfers	-	-	-	-
125			Total Expenses Expenses	-	-	-
126		Statement of Activities Net Result	-	-	-	-


	A	B	C	D	E	F
1						
2	O_16102: Chemical Engineering					
3	Board of Trustees Report					
4	O_16102: Chemical Engineering					
5				FY18	FY19	
6	Fund Class - Source	Summary Level Natural Accounts	Budget	Actual through March	Budget	Variance FY18 Budget to FY19 Budget
127		A_B4000 Tuition & Educational Fees	-	-	15,017	15,017
128		A_B4100 Sales of Goods & Services	-	-	-	-
129		A_B4300 Grants & Contracts	-	(1,284,640)	(1,042,721)	(1,042,721)
130		A_43501 Federal Appropriations	-	-	-	-
131		A_B4400 Other Operating Revenue	-	-	-	-
132		A_B5000 Non Operating Revenues	-	-	-	-
133		A_B5100 Appropriations	-	-	-	-
134		A_B5300 Gifts	-	-	-	-
135		A_B5500 Investment Income	-	-	-	-
136		A_B5600 Other Non Operating Revenues	-	(127,140)	228,340	228,340
137		Total_Revenue Revenue	-	(1,411,781)	(799,364)	(799,364)
138		A_B6000 Salaries, Wages & Benefits	-	289,087	483,336	483,336
139		A_B6200 Services & Fees	-	9,405	71,590	71,590
140		A_B6300 Travel	-	14,016	55,011	55,011
141	FC_B40 Restr	A_B6400 Supplies	-	71,152	116,573	116,573
142	Grants	A_B6450 Utilities	-	-	-	-
143		A_B6500 Repairs & Maintenance	-	166	-	-
144		A_B6550 Rentals & Leases	-	548	35,479	35,479
145		A_B6575 Interest Expense	-	-	-	-
146		A_B6600 Claims & Judgements	-	-	-	-
147		A_B6650 Other Expense	-	161,987	1,364	1,364
148		A_B6700 Subcontracts	-	109,783	-	-
149		A_B6900 Depreciation & Amortization	-	-	-	-
150		A_B7000 Capital Expense	-	-	-	-
151		A_B7200 Discontinued Operations	-	-	-	-
152		A_B7500 Other Non Operating Expenses	-	-	47,213	47,213
153		A_B7600 Internal Allocations & Sales	-	-	-	-
154		A_B7700 Funding Tranfers	-	-	-	-
155		Total_Expenses Expenses	-	656,143	810,566	810,566
156		Statement of Activities Net Result	-	(755,637)	11,202	11,202
157		A_B4000 Tuition & Educational Fees	-	-	-	-
158		A_B4100 Sales of Goods & Services	-	-	-	-
159		A_B4300 Grants & Contracts	-	-	-	-
160		A_43501 Federal Appropriations	-	-	-	-
161		A_B4400 Other Operating Revenue	-	-	-	-
162		A_B5000 Non Operating Revenues	-	-	-	-
163		A_B5100 Appropriations	-	-	-	-
164		A_B5300 Gifts	-	-	-	-
165		A_B5500 Investment Income	-	-	-	-
166		A_B5600 Other Non Operating Revenues	-	-	-	-
167		Total_Revenue Revenue	-	-	-	-
168		A_B6000 Salaries, Wages & Benefits	-	-	-	-
169		A_B6200 Services & Fees	-	-	-	-
170		A_B6300 Travel	-	-	-	-
171	FC_B45 Restr	A_B6400 Supplies	-	-	-	-
172	Govt Funds	A_B6450 Utilities	-	-	-	-
173		A_B6500 Repairs & Maintenance	-	-	-	-
174		A_B6550 Rentals & Leases	-	-	-	-
175		A_B6575 Interest Expense	-	-	-	-
176		A_B6600 Claims & Judgements	-	-	-	-
177		A_B6650 Other Expense	-	-	-	-
178		A_B6700 Subcontracts	-	-	-	-
179		A_B6900 Depreciation & Amortization	-	-	-	-
180		A_B7000 Capital Expense	-	-	-	-
181		A_B7200 Discontinued Operations	-	-	-	-
182		A_B7500 Other Non Operating Expenses	-	-	-	-
183		A_B7600 Internal Allocations & Sales	-	-	-	-
184		A_B7700 Funding Tranfers	-	-	-	-
185		Total_Expenses Expenses	-	-	-	-
186		Statement of Activities Net Result	-	-	-	-


	A	B	C	D	E	F	
1							
2	O_16103: Petroleum Engineering						
3	Board of Trustees Report						
4	O_16103: Petroleum Engineering						
5			FY18		FY19		
6	Fund Class - Source	Summary Level Natural Accounts	Budget	Actual through March	Budget	Variance FY18 Budget to FY19 Budget	
7	FC_105 Unrestricted Operating Class	A_B4000 Tuition & Educational Fees	-	-	-	-	
8		A_B4100 Sales of Goods & Services	-	310	-	-	
9		A_B4300 Grants & Contracts	-	-	-	-	
10		A_43501 Federal Appropriations	-	-	-	-	
11		A_B4400 Other Operating Revenue	(550)	(420)	-	550	
12		A_B5000 Non Operating Revenues	-	-	-	-	
13		A_B5100 Appropriations	-	-	-	-	
14		A_B5300 Gifts	-	-	-	-	
15		A_B5500 Investment Income	-	-	-	-	
16		A_B5600 Other Non Operating Revenues	-	-	-	-	
17			Total Revenue Revenue	(550)	(110)	-	550
18			A_B6000 Salaries, Wages & Benefits	253,414	106,527	-	(253,414)
19			A_B6200 Services & Fees	2,600	3,100	1,300	(1,300)
20			A_B6300 Travel	5,000	10,196	7,500	2,500
21			A_B6400 Supplies	12,250	23,029	9,972	(2,278)
22			A_B6450 Utilities	-	-	-	-
23			A_B6500 Repairs & Maintenance	4,150	-	-	(4,150)
24			A_B6550 Rentals & Leases	500	-	250	(250)
25			A_B6575 Interest Expense	-	-	-	-
26			A_B6600 Claims & Judgements	-	-	-	-
27			A_B6650 Other Expense	500	2,894	2,600	2,100
28			A_B6700 Subcontracts	-	-	-	-
29			A_B6900 Depreciation & Amortization	-	106,549	-	-
30			A_B7000 Capital Expense	-	-	-	-
31			A_B7200 Discontinued Operations	-	-	-	-
32			A_B7500 Other Non Operating Expenses	400	190	-	(400)
33			A_B7600 Internal Allocations & Sales	-	1,424	10,500	10,500
34			A_B7700 Funding Tranfers	-	-	-	-
35			Total Expenses Expenses	278,814	253,909	32,122	(246,692)
36			Statement of Activities Net Result	278,264	253,799	32,122	(246,142)
37		FC_B20 Designated Op	A_B4000 Tuition & Educational Fees	(35,000)	-	-	35,000
38			A_B4100 Sales of Goods & Services	-	-	-	-
39			A_B4300 Grants & Contracts	(7,800)	-	(7,817)	(17)
40			A_43501 Federal Appropriations	-	-	-	-
41			A_B4400 Other Operating Revenue	-	-	-	-
42			A_B5000 Non Operating Revenues	-	-	-	-
43	A_B5100 Appropriations		-	-	-	-	
44	A_B5300 Gifts		-	-	-	-	
45	A_B5500 Investment Income		-	-	-	-	
46	A_B5600 Other Non Operating Revenues		-	-	-	-	
47			Total Revenue Revenue	(42,800)	-	(7,817)	34,983
48			A_B6000 Salaries, Wages & Benefits	-	5,195	6,234	6,234
49			A_B6200 Services & Fees	-	5,808	-	-
50			A_B6300 Travel	1,000	5,500	1,650	650
51			A_B6400 Supplies	21,500	62,541	2,000	(19,500)
52			A_B6450 Utilities	-	-	-	-
53			A_B6500 Repairs & Maintenance	8,000	-	-	(8,000)
54			A_B6550 Rentals & Leases	-	-	-	-
55			A_B6575 Interest Expense	-	-	-	-
56			A_B6600 Claims & Judgements	-	-	-	-
57			A_B6650 Other Expense	-	-	-	-
58			A_B6700 Subcontracts	-	-	-	-
59			A_B6900 Depreciation & Amortization	-	-	-	-
60			A_B7000 Capital Expense	-	-	-	-
61			A_B7200 Discontinued Operations	-	-	-	-
62			A_B7500 Other Non Operating Expenses	-	-	-	-
63			A_B7600 Internal Allocations & Sales	-	1,674	1,050	1,050
64			A_B7700 Funding Tranfers	12,300	-	-	(12,300)
65			Total Expenses Expenses	42,800	80,718	10,934	(31,866)
66			Statement of Activities Net Result	-	80,718	3,117	3,117


	A	B	C	D	E	F
1						
2	O_16103: Petroleum Engineering					
3	Board of Trustees Report					
4	O_16103: Petroleum Engineering					
5				FY18	FY19	
6	Fund Class - Source	Summary Level Natural Accounts	Budget	Actual through March	Budget	Variance FY18 Budget to FY19 Budget
67		A_B4000 Tuition & Educational Fees	-	1,000	-	-
68		A_B4100 Sales of Goods & Services	-	-	-	-
69		A_B4300 Grants & Contracts	-	-	-	-
70		A_43501 Federal Appropriations	-	-	-	-
71		A_B4400 Other Operating Revenue	-	-	-	-
72		A_B5000 Non Operating Revenues	-	-	-	-
73		A_B5100 Appropriations	-	-	-	-
74		A_B5300 Gifts	-	(5,444)	(26,286)	(26,286)
75		A_B5500 Investment Income	-	-	-	-
76		A_B5600 Other Non Operating Revenues	-	-	-	-
77		Total_Revenue Revenue	-	(4,444)	(26,286)	(26,286)
78		A_B6000 Salaries, Wages & Benefits	-	-	5,815	5,815
79		A_B6200 Services & Fees	-	1,375	1,250	1,250
80		A_B6300 Travel	-	1,385	16,821	16,821
81	FC_B30 Restr Expendable Op	A_B6400 Supplies	-	33,300	2,400	2,400
82		A_B6450 Utilities	-	-	-	-
83		A_B6500 Repairs & Maintenance	-	-	-	-
84		A_B6550 Rentals & Leases	-	-	-	-
85		A_B6575 Interest Expense	-	-	-	-
86		A_B6600 Claims & Judgements	-	-	-	-
87		A_B6650 Other Expense	-	-	-	-
88		A_B6700 Subcontracts	-	-	-	-
89		A_B6900 Depreciation & Amortization	-	652	-	-
90		A_B7000 Capital Expense	-	-	-	-
91		A_B7200 Discontinued Operations	-	-	-	-
92		A_B7500 Other Non Operating Expenses	-	-	-	-
93		A_B7600 Internal Allocations & Sales	-	6,607	-	-
94		A_B7700 Funding Tranfers	-	-	-	-
95			Total_Expenses Expenses	-	43,320	26,286
96		Statement of Activities Net Result	-	38,876	-	-
97		A_B4000 Tuition & Educational Fees	-	-	-	-
98		A_B4100 Sales of Goods & Services	-	-	-	-
99		A_B4300 Grants & Contracts	-	-	-	-
100		A_43501 Federal Appropriations	-	-	-	-
101		A_B4400 Other Operating Revenue	-	-	-	-
102		A_B5000 Non Operating Revenues	-	-	-	-
103		A_B5100 Appropriations	-	-	-	-
104		A_B5300 Gifts	-	-	-	-
105		A_B5500 Investment Income	-	-	-	-
106		A_B5600 Other Non Operating Revenues	-	-	-	-
107		Total_Revenue Revenue	-	-	-	-
108		A_B6000 Salaries, Wages & Benefits	-	-	-	-
109		A_B6200 Services & Fees	-	-	-	-
110		A_B6300 Travel	-	-	-	-
111	FC_B35 Restr Expendable Non Op	A_B6400 Supplies	-	-	-	-
112		A_B6450 Utilities	-	-	-	-
113		A_B6500 Repairs & Maintenance	-	-	-	-
114		A_B6550 Rentals & Leases	-	-	-	-
115		A_B6575 Interest Expense	-	-	-	-
116		A_B6600 Claims & Judgements	-	-	-	-
117		A_B6650 Other Expense	-	-	-	-
118		A_B6700 Subcontracts	-	-	-	-
119		A_B6900 Depreciation & Amortization	-	-	-	-
120		A_B7000 Capital Expense	-	-	-	-
121		A_B7200 Discontinued Operations	-	-	-	-
122		A_B7500 Other Non Operating Expenses	-	-	-	-
123		A_B7600 Internal Allocations & Sales	-	-	-	-
124		A_B7700 Funding Tranfers	-	-	-	-
125			Total_Expenses Expenses	-	-	-
126		Statement of Activities Net Result	-	-	-	-


	A	B	C	D	E	F	
1							
2	O_16103: Petroleum Engineering						
3	Board of Trustees Report						
4	O_16103: Petroleum Engineering						
5				FY18	FY19		
6	Fund Class - Source	Summary Level Natural Accounts	Budget	Actual through March	Budget	Variance FY18 Budget to FY19 Budget	
127	FC_B40 Restr Grants	A_B4000 Tuition & Educational Fees	-	-	59,066	59,066	
128		A_B4100 Sales of Goods & Services	-	-	-	-	
129		A_B4300 Grants & Contracts	-	(529,962)	(1,209,243)	(1,209,243)	
130		A_43501 Federal Appropriations	-	-	-	-	
131		A_B4400 Other Operating Revenue	-	-	-	-	
132		A_B5000 Non Operating Revenues	-	-	-	-	
133		A_B5100 Appropriations	-	-	-	-	
134		A_B5300 Gifts	-	-	-	-	
135		A_B5500 Investment Income	-	-	-	-	
136		A_B5600 Other Non Operating Revenues	-	(174,262)	236,044	236,044	
137		Total_Revenue Revenue	-	(704,224)	(914,132)	(914,132)	
138		A_B6000 Salaries, Wages & Benefits	-	285,623	392,897	392,897	
139		A_B6200 Services & Fees	-	68,004	37,405	37,405	
140		A_B6300 Travel	-	40,707	42,410	42,410	
141		A_B6400 Supplies	-	28,073	318,879	318,879	
142		A_B6450 Utilities	-	-	-	-	
143		A_B6500 Repairs & Maintenance	-	17,263	-	-	
144		A_B6550 Rentals & Leases	-	2,385	37,405	37,405	
145		A_B6575 Interest Expense	-	-	-	-	
146		A_B6600 Claims & Judgements	-	-	-	-	
147		A_B6650 Other Expense	-	244,023	1,228	1,228	
148		A_B6700 Subcontracts	-	-	-	-	
149		A_B6900 Depreciation & Amortization	-	1,168	-	-	
150		A_B7000 Capital Expense	-	-	-	-	
151		A_B7200 Discontinued Operations	-	-	-	-	
152		A_B7500 Other Non Operating Expenses	-	-	-	-	
153		A_B7600 Internal Allocations & Sales	-	-	-	-	
154		A_B7700 Funding Tranfers	-	-	-	-	
155		Total_Expenses Expenses	-	687,247	830,224	830,224	
156		Statement of Activities Net Result	-	(16,977)	(83,908)	(83,908)	
157		FC_B45 Restr Govt Funds	A_B4000 Tuition & Educational Fees	-	-	-	-
158			A_B4100 Sales of Goods & Services	-	-	-	-
159			A_B4300 Grants & Contracts	-	-	-	-
160	A_43501 Federal Appropriations		-	-	-	-	
161	A_B4400 Other Operating Revenue		-	-	-	-	
162	A_B5000 Non Operating Revenues		-	-	-	-	
163	A_B5100 Appropriations		-	-	-	-	
164	A_B5300 Gifts		-	-	-	-	
165	A_B5500 Investment Income		-	-	-	-	
166	A_B5600 Other Non Operating Revenues		-	-	-	-	
167	Total_Revenue Revenue		-	-	-	-	
168	A_B6000 Salaries, Wages & Benefits		-	-	-	-	
169	A_B6200 Services & Fees		-	-	-	-	
170	A_B6300 Travel		-	-	-	-	
171	A_B6400 Supplies		-	-	-	-	
172	A_B6450 Utilities		-	-	-	-	
173	A_B6500 Repairs & Maintenance		-	-	-	-	
174	A_B6550 Rentals & Leases		-	-	-	-	
175	A_B6575 Interest Expense		-	-	-	-	
176	A_B6600 Claims & Judgements		-	-	-	-	
177	A_B6650 Other Expense		-	-	-	-	
178	A_B6700 Subcontracts		-	-	-	-	
179	A_B6900 Depreciation & Amortization		-	-	-	-	
180	A_B7000 Capital Expense		-	-	-	-	
181	A_B7200 Discontinued Operations		-	-	-	-	
182	A_B7500 Other Non Operating Expenses		-	-	-	-	
183	A_B7600 Internal Allocations & Sales		-	-	-	-	
184	A_B7700 Funding Tranfers		-	-	-	-	
185	Total_Expenses Expenses		-	-	-	-	
186	Statement of Activities Net Result		-	-	-	-	


	A	B	C	D	E	F	
1							
2	O_16104: Civil & Architectural Engineering						
3	Board of Trustees Report						
4	O_16104: Civil & Architectural Engineering						
5			FY18		FY19		
6	Fund Class - Source	Summary Level Natural Accounts	Budget	Actual through March	Budget	Variance FY18 Budget to FY19 Budget	
7	FC_105 Unrestricted Operating Class	A_B4000 Tuition & Educational Fees	-	-	-	-	
8		A_B4100 Sales of Goods & Services	-	(148,670)	-	-	
9		A_B4300 Grants & Contracts	-	-	-	-	
10		A_43501 Federal Appropriations	-	-	-	-	
11		A_B4400 Other Operating Revenue	(121,500)	-	-	121,500	
12		A_B5000 Non Operating Revenues	-	-	-	-	
13		A_B5100 Appropriations	-	-	-	-	
14		A_B5300 Gifts	-	-	-	-	
15		A_B5500 Investment Income	-	-	-	-	
16		A_B5600 Other Non Operating Revenues	(500)	-	-	500	
17			Total_Revenue Revenue	(122,000)	(148,670)	-	122,000
18			A_B6000 Salaries, Wages & Benefits	96,848	51,705	42,282	(54,566)
19			A_B6200 Services & Fees	36,800	12,599	500	(36,300)
20			A_B6300 Travel	28,125	21,710	12,900	(15,225)
21			A_B6400 Supplies	42,938	35,304	19,657	(23,281)
22			A_B6450 Utilities	1,000	-	-	(1,000)
23			A_B6500 Repairs & Maintenance	3,000	-	-	(3,000)
24			A_B6550 Rentals & Leases	1,100	1,850	1,260	160
25			A_B6575 Interest Expense	-	-	-	-
26			A_B6600 Claims & Judgements	-	-	-	-
27			A_B6650 Other Expense	7,875	13,250	2,800	(5,075)
28			A_B6700 Subcontracts	-	748	-	-
29			A_B6900 Depreciation & Amortization	-	5,963	-	-
30			A_B7000 Capital Expense	-	-	-	-
31			A_B7200 Discontinued Operations	-	-	-	-
32			A_B7500 Other Non Operating Expenses	-	(10,750)	-	-
33			A_B7600 Internal Allocations & Sales	-	13,742	14,000	14,000
34			A_B7700 Funding Tranfers	(17,237)	-	-	17,237
35			Total_Expenses Expenses	200,448	146,121	93,399	(107,049)
36			Statement of Activities Net Result	78,448	(2,549)	93,399	14,951
37		FC_B20 Designated Op	A_B4000 Tuition & Educational Fees	(10,000)	251	-	10,000
38			A_B4100 Sales of Goods & Services	-	-	-	-
39			A_B4300 Grants & Contracts	(50,000)	-	(38,735)	11,265
40			A_43501 Federal Appropriations	-	-	-	-
41			A_B4400 Other Operating Revenue	(7,000)	-	-	7,000
42			A_B5000 Non Operating Revenues	-	-	-	-
43	A_B5100 Appropriations		-	-	-	-	
44	A_B5300 Gifts		-	-	-	-	
45	A_B5500 Investment Income		-	-	-	-	
46	A_B5600 Other Non Operating Revenues		-	-	-	-	
47			Total_Revenue Revenue	(67,000)	251	(38,735)	28,265
48			A_B6000 Salaries, Wages & Benefits	11,672	9,989	10,935	(737)
49			A_B6200 Services & Fees	-	2,000	2,000	2,000
50			A_B6300 Travel	6,500	4,547	7,000	500
51			A_B6400 Supplies	20,875	54,015	10,000	(10,875)
52			A_B6450 Utilities	-	267	-	-
53			A_B6500 Repairs & Maintenance	5,200	-	2,000	(3,200)
54			A_B6550 Rentals & Leases	500	-	-	(500)
55			A_B6575 Interest Expense	-	-	-	-
56			A_B6600 Claims & Judgements	-	-	-	-
57			A_B6650 Other Expense	1,650	1,191	1,800	150
58			A_B6700 Subcontracts	-	-	-	-
59			A_B6900 Depreciation & Amortization	-	-	-	-
60			A_B7000 Capital Expense	-	-	-	-
61			A_B7200 Discontinued Operations	-	-	-	-
62			A_B7500 Other Non Operating Expenses	-	-	-	-
63			A_B7600 Internal Allocations & Sales	-	11,596	5,000	5,000
64			A_B7700 Funding Tranfers	20,603	-	-	(20,603)
65			Total_Expenses Expenses	67,000	83,603	38,735	(28,265)
66			Statement of Activities Net Result	-	83,854	-	-


	A	B	C	D	E	F
1						
2	O_16104: Civil & Architectural Engineering					
3	Board of Trustees Report					
4	O_16104: Civil & Architectural Engineering					
5			FY18	FY19		
6	Fund Class - Source	Summary Level Natural Accounts	Budget	Actual through March	Budget	Variance FY18 Budget to FY19 Budget
67		A_B4000 Tuition & Educational Fees	-	16,894	16,500	16,500
68		A_B4100 Sales of Goods & Services	-	-	-	-
69		A_B4300 Grants & Contracts	-	-	-	-
70		A_43501 Federal Appropriations	-	-	-	-
71		A_B4400 Other Operating Revenue	-	-	-	-
72		A_B5000 Non Operating Revenues	-	-	-	-
73		A_B5100 Appropriations	-	-	-	-
74		A_B5300 Gifts	-	(47,263)	(90,442)	(90,442)
75		A_B5500 Investment Income	-	-	-	-
76		A_B5600 Other Non Operating Revenues	-	-	-	-
77		Total_Revenue Revenue	-	(30,369)	(73,942)	(73,942)
78		A_B6000 Salaries, Wages & Benefits	-	22,279	56,592	56,592
79		A_B6200 Services & Fees	-	-	-	-
80		A_B6300 Travel	-	9,131	11,400	11,400
81	FC_B30 Restr Expendable Op	A_B6400 Supplies	-	294	2,500	2,500
82		A_B6450 Utilities	-	-	-	-
83		A_B6500 Repairs & Maintenance	-	-	-	-
84		A_B6550 Rentals & Leases	-	-	-	-
85		A_B6575 Interest Expense	-	-	-	-
86		A_B6600 Claims & Judgements	-	-	-	-
87		A_B6650 Other Expense	-	2,142	450	450
88		A_B6700 Subcontracts	-	-	-	-
89		A_B6900 Depreciation & Amortization	-	-	-	-
90		A_B7000 Capital Expense	-	-	-	-
91		A_B7200 Discontinued Operations	-	-	-	-
92		A_B7500 Other Non Operating Expenses	-	-	-	-
93		A_B7600 Internal Allocations & Sales	-	2,216	3,000	3,000
94		A_B7700 Funding Tranfers	-	-	-	-
95			Total_Expenses Expenses	-	36,062	73,942
96		Statement of Activities Net Result	-	5,694	-	-
97		A_B4000 Tuition & Educational Fees	-	-	-	-
98		A_B4100 Sales of Goods & Services	-	-	-	-
99		A_B4300 Grants & Contracts	-	-	-	-
100		A_43501 Federal Appropriations	-	-	-	-
101		A_B4400 Other Operating Revenue	-	-	-	-
102		A_B5000 Non Operating Revenues	-	-	-	-
103		A_B5100 Appropriations	-	-	-	-
104		A_B5300 Gifts	-	-	-	-
105		A_B5500 Investment Income	-	-	-	-
106		A_B5600 Other Non Operating Revenues	-	-	-	-
107		Total_Revenue Revenue	-	-	-	-
108		A_B6000 Salaries, Wages & Benefits	-	-	-	-
109		A_B6200 Services & Fees	-	-	-	-
110		A_B6300 Travel	-	-	-	-
111	FC_B35 Restr Expendable Non Op	A_B6400 Supplies	-	-	-	-
112		A_B6450 Utilities	-	-	-	-
113		A_B6500 Repairs & Maintenance	-	-	-	-
114		A_B6550 Rentals & Leases	-	-	-	-
115		A_B6575 Interest Expense	-	-	-	-
116		A_B6600 Claims & Judgements	-	-	-	-
117		A_B6650 Other Expense	-	-	-	-
118		A_B6700 Subcontracts	-	-	-	-
119		A_B6900 Depreciation & Amortization	-	-	-	-
120		A_B7000 Capital Expense	-	-	-	-
121		A_B7200 Discontinued Operations	-	-	-	-
122		A_B7500 Other Non Operating Expenses	-	-	-	-
123		A_B7600 Internal Allocations & Sales	-	-	-	-
124		A_B7700 Funding Tranfers	-	-	-	-
125			Total_Expenses Expenses	-	-	-
126		Statement of Activities Net Result	-	-	-	-


	A	B	C	D	E	F	
1							
2	O_16104: Civil & Architectural Engineering						
3	Board of Trustees Report						
4	O_16104: Civil & Architectural Engineering						
5				FY18	FY19		
6	Fund Class - Source	Summary Level Natural Accounts	Budget	Actual through March	Budget	Variance FY18 Budget to FY19 Budget	
127	FC_B40 Restr Grants	A_B4000 Tuition & Educational Fees	-	-	6,448	6,448	
128		A_B4100 Sales of Goods & Services	-	-	-	-	
129		A_B4300 Grants & Contracts	-	(2,959,224)	(4,400,935)	(4,400,935)	
130		A_43501 Federal Appropriations	-	-	-	-	
131		A_B4400 Other Operating Revenue	-	-	-	-	
132		A_B5000 Non Operating Revenues	-	-	-	-	
133		A_B5100 Appropriations	-	-	-	-	
134		A_B5300 Gifts	-	-	-	-	
135		A_B5500 Investment Income	-	-	-	-	
136		A_B5600 Other Non Operating Revenues	-	(393,848)	620,111	620,111	
137		Total_Revenue Revenue	-	(3,353,072)	(3,774,375)	(3,774,375)	
138		A_B6000 Salaries, Wages & Benefits	-	1,387,200	1,454,251	1,454,251	
139		A_B6200 Services & Fees	-	61,372	447,858	447,858	
140		A_B6300 Travel	-	102,593	129,824	129,824	
141		A_B6400 Supplies	-	138,982	645,656	645,656	
142		A_B6450 Utilities	-	70	-	-	
143		A_B6500 Repairs & Maintenance	-	2,867	-	-	
144		A_B6550 Rentals & Leases	-	725	440,513	440,513	
145		A_B6575 Interest Expense	-	-	-	-	
146		A_B6600 Claims & Judgements	-	-	-	-	
147		A_B6650 Other Expense	-	586,957	-	-	
148		A_B6700 Subcontracts	-	34,427	-	-	
149		A_B6900 Depreciation & Amortization	-	5,179	-	-	
150		A_B7000 Capital Expense	-	2,372	-	-	
151		A_B7200 Discontinued Operations	-	-	-	-	
152		A_B7500 Other Non Operating Expenses	-	-	(3,711)	(3,711)	
153		A_B7600 Internal Allocations & Sales	-	-	-	-	
154		A_B7700 Funding Tranfers	-	-	-	-	
155		Total_Expenses Expenses	-	2,322,743	3,114,391	3,114,391	
156		Statement of Activities Net Result	-	(1,030,329)	(659,985)	(659,985)	
157		FC_B45 Restr Govt Funds	A_B4000 Tuition & Educational Fees	-	-	-	-
158			A_B4100 Sales of Goods & Services	-	-	-	-
159	A_B4300 Grants & Contracts		-	-	-	-	
160	A_43501 Federal Appropriations		-	-	-	-	
161	A_B4400 Other Operating Revenue		-	-	-	-	
162	A_B5000 Non Operating Revenues		-	-	-	-	
163	A_B5100 Appropriations		-	-	-	-	
164	A_B5300 Gifts		-	-	-	-	
165	A_B5500 Investment Income		-	-	-	-	
166	A_B5600 Other Non Operating Revenues		-	-	-	-	
167	Total_Revenue Revenue		-	-	-	-	
168	A_B6000 Salaries, Wages & Benefits		-	-	-	-	
169	A_B6200 Services & Fees		-	-	-	-	
170	A_B6300 Travel		-	-	-	-	
171	A_B6400 Supplies		-	-	-	-	
172	A_B6450 Utilities		-	-	-	-	
173	A_B6500 Repairs & Maintenance		-	-	-	-	
174	A_B6550 Rentals & Leases		-	-	-	-	
175	A_B6575 Interest Expense		-	-	-	-	
176	A_B6600 Claims & Judgements		-	-	-	-	
177	A_B6650 Other Expense		-	-	-	-	
178	A_B6700 Subcontracts		-	-	-	-	
179	A_B6900 Depreciation & Amortization		-	-	-	-	
180	A_B7000 Capital Expense		-	-	-	-	
181	A_B7200 Discontinued Operations		-	-	-	-	
182	A_B7500 Other Non Operating Expenses		-	-	-	-	
183	A_B7600 Internal Allocations & Sales		-	-	-	-	
184	A_B7700 Funding Tranfers		-	-	-	-	
185	Total_Expenses Expenses		-	-	-	-	
186	Statement of Activities Net Result		-	-	-	-	


	A	B	C	D	E	F	
1							
2	O_16105: Computer Science						
3	Board of Trustees Report						
4	O_16105: Computer Science						
5			FY18		FY19		
6	Fund Class - Source	Summary Level Natural Accounts	Budget	Actual through March	Budget	Variance FY18 Budget to FY19 Budget	
7	FC_105 Unrestricted Operating Class	A_B4000 Tuition & Educational Fees	-	3,053	-	-	
8		A_B4100 Sales of Goods & Services	-	(500)	-	-	
9		A_B4300 Grants & Contracts	-	-	-	-	
10		A_43501 Federal Appropriations	-	-	-	-	
11		A_B4400 Other Operating Revenue	-	-	-	-	
12		A_B5000 Non Operating Revenues	-	-	-	-	
13		A_B5100 Appropriations	-	-	-	-	
14		A_B5300 Gifts	-	-	-	-	
15		A_B5500 Investment Income	-	-	-	-	
16		A_B5600 Other Non Operating Revenues	(30,100)	-	-	30,100	
17		Total_Revenue Revenue	(30,100)	2,553	-	30,100	
18		A_B6000 Salaries, Wages & Benefits	21,555	12,949	7,940	(13,615)	
19		A_B6200 Services & Fees	-	3,053	500	500	
20		A_B6300 Travel	4,000	47,465	13,760	9,760	
21		A_B6400 Supplies	4,100	7,572	6,900	2,800	
22		A_B6450 Utilities	-	-	-	-	
23		A_B6500 Repairs & Maintenance	1,080	-	-	(1,080)	
24		A_B6550 Rentals & Leases	50	-	-	(50)	
25		A_B6575 Interest Expense	-	-	-	-	
26		A_B6600 Claims & Judgements	-	-	-	-	
27		A_B6650 Other Expense	1,500	8,097	5,200	3,700	
28		A_B6700 Subcontracts	-	-	-	-	
29		A_B6900 Depreciation & Amortization	-	-	-	-	
30		A_B7000 Capital Expense	-	-	-	-	
31		A_B7200 Discontinued Operations	-	-	-	-	
32		A_B7500 Other Non Operating Expenses	(100)	(20)	-	100	
33		A_B7600 Internal Allocations & Sales	-	3,782	3,700	3,700	
34		A_B7700 Funding Tranfers	24,150	-	-	(24,150)	
35		Total_Expenses Expenses	56,335	82,898	38,000	(18,335)	
36		Statement of Activities Net Result	26,235	85,450	38,000	11,765	
37		FC_B20 Designated Op	A_B4000 Tuition & Educational Fees	(9,500)	-	-	9,500
38			A_B4100 Sales of Goods & Services	-	-	-	-
39			A_B4300 Grants & Contracts	(10,000)	-	(3,000)	7,000
40			A_43501 Federal Appropriations	-	-	-	-
41			A_B4400 Other Operating Revenue	-	-	-	-
42			A_B5000 Non Operating Revenues	-	-	-	-
43	A_B5100 Appropriations		-	-	-	-	
44	A_B5300 Gifts		-	-	-	-	
45	A_B5500 Investment Income		-	-	-	-	
46	A_B5600 Other Non Operating Revenues		(5,000)	-	-	5,000	
47	Total_Revenue Revenue		(24,500)	-	(3,000)	21,500	
48	A_B6000 Salaries, Wages & Benefits		9,106	-	-	(9,106)	
49	A_B6200 Services & Fees		3,960	-	-	(3,960)	
50	A_B6300 Travel		1,800	1,782	3,000	1,200	
51	A_B6400 Supplies		15,200	-	-	(15,200)	
52	A_B6450 Utilities		-	-	-	-	
53	A_B6500 Repairs & Maintenance		-	-	-	-	
54	A_B6550 Rentals & Leases		-	-	-	-	
55	A_B6575 Interest Expense		-	-	-	-	
56	A_B6600 Claims & Judgements		-	-	-	-	
57	A_B6650 Other Expense		-	-	-	-	
58	A_B6700 Subcontracts		-	-	-	-	
59	A_B6900 Depreciation & Amortization		-	-	-	-	
60	A_B7000 Capital Expense		-	-	-	-	
61	A_B7200 Discontinued Operations		-	-	-	-	
62	A_B7500 Other Non Operating Expenses		-	-	-	-	
63	A_B7600 Internal Allocations & Sales		-	4,768	-	-	
64	A_B7700 Funding Tranfers		(5,566)	-	-	5,566	
65	Total_Expenses Expenses		24,500	6,550	3,000	(21,500)	
66	Statement of Activities Net Result		-	6,550	-	-	


	A	B	C	D	E	F
1						
2	O_16105: Computer Science					
3	Board of Trustees Report					
4	O_16105: Computer Science					
5			FY18		FY19	
6	Fund Class - Source	Summary Level Natural Accounts	Budget	Actual through March	Budget	Variance FY18 Budget to FY19 Budget
67		A_B4000 Tuition & Educational Fees	-	-	-	-
68		A_B4100 Sales of Goods & Services	-	-	-	-
69		A_B4300 Grants & Contracts	-	-	-	-
70		A_43501 Federal Appropriations	-	-	-	-
71		A_B4400 Other Operating Revenue	-	-	-	-
72		A_B5000 Non Operating Revenues	-	-	-	-
73		A_B5100 Appropriations	-	-	-	-
74		A_B5300 Gifts	-	(19,186)	(8,438)	(8,438)
75		A_B5500 Investment Income	-	-	-	-
76		A_B5600 Other Non Operating Revenues	-	-	-	-
77		Total_Revenue Revenue	-	(19,186)	(8,438)	(8,438)
78		A_B6000 Salaries, Wages & Benefits	-	1,938	1,938	1,938
79		A_B6200 Services & Fees	-	155	300	300
80		A_B6300 Travel	-	4,000	4,700	4,700
81	FC_B30 Restr Expendable Op	A_B6400 Supplies	-	1,392	1,400	1,400
82		A_B6450 Utilities	-	-	-	-
83		A_B6500 Repairs & Maintenance	-	-	-	-
84		A_B6550 Rentals & Leases	-	-	-	-
85		A_B6575 Interest Expense	-	-	-	-
86		A_B6600 Claims & Judgements	-	-	-	-
87		A_B6650 Other Expense	-	89	100	100
88		A_B6700 Subcontracts	-	-	-	-
89		A_B6900 Depreciation & Amortization	-	-	-	-
90		A_B7000 Capital Expense	-	-	-	-
91		A_B7200 Discontinued Operations	-	-	-	-
92		A_B7500 Other Non Operating Expenses	-	-	-	-
93		A_B7600 Internal Allocations & Sales	-	-	-	-
94		A_B7700 Funding Tranfers	-	-	-	-
95		Total_Expenses Expenses	-	7,573	8,438	8,438
96		Statement of Activities Net Result	-	(11,612)	-	-
97		A_B4000 Tuition & Educational Fees	-	-	-	-
98		A_B4100 Sales of Goods & Services	-	-	-	-
99		A_B4300 Grants & Contracts	-	-	-	-
100		A_43501 Federal Appropriations	-	-	-	-
101		A_B4400 Other Operating Revenue	-	-	-	-
102		A_B5000 Non Operating Revenues	-	-	-	-
103		A_B5100 Appropriations	-	-	-	-
104		A_B5300 Gifts	-	-	-	-
105		A_B5500 Investment Income	-	-	-	-
106		A_B5600 Other Non Operating Revenues	-	-	-	-
107		Total_Revenue Revenue	-	-	-	-
108		A_B6000 Salaries, Wages & Benefits	-	-	-	-
109		A_B6200 Services & Fees	-	-	-	-
110		A_B6300 Travel	-	-	-	-
111	FC_B35 Restr Expendable Non Op	A_B6400 Supplies	-	-	-	-
112		A_B6450 Utilities	-	-	-	-
113		A_B6500 Repairs & Maintenance	-	-	-	-
114		A_B6550 Rentals & Leases	-	-	-	-
115		A_B6575 Interest Expense	-	-	-	-
116		A_B6600 Claims & Judgements	-	-	-	-
117		A_B6650 Other Expense	-	-	-	-
118		A_B6700 Subcontracts	-	-	-	-
119		A_B6900 Depreciation & Amortization	-	-	-	-
120		A_B7000 Capital Expense	-	-	-	-
121		A_B7200 Discontinued Operations	-	-	-	-
122		A_B7500 Other Non Operating Expenses	-	-	-	-
123		A_B7600 Internal Allocations & Sales	-	-	-	-
124		A_B7700 Funding Tranfers	-	-	-	-
125		Total_Expenses Expenses	-	-	-	-
126		Statement of Activities Net Result	-	-	-	-


	A	B	C	D	E	F
1						
2	O_16105: Computer Science					
3	Board of Trustees Report					
4	O_16105: Computer Science					
5				FY18	FY19	
6	Fund Class - Source	Summary Level Natural Accounts	Budget	Actual through March	Budget	Variance FY18 Budget to FY19 Budget
127		A_B4000 Tuition & Educational Fees	-	-	-	-
128		A_B4100 Sales of Goods & Services	-	-	-	-
129		A_B4300 Grants & Contracts	-	(101,334)	(55,511)	(55,511)
130		A_43501 Federal Appropriations	-	-	-	-
131		A_B4400 Other Operating Revenue	-	-	-	-
132		A_B5000 Non Operating Revenues	-	-	-	-
133		A_B5100 Appropriations	-	-	-	-
134		A_B5300 Gifts	-	-	-	-
135		A_B5500 Investment Income	-	-	-	-
136		A_B5600 Other Non Operating Revenues	-	(14,952)	6,579	6,579
137		Total_Revenue Revenue	-	(116,285)	(48,932)	(48,932)
138		A_B6000 Salaries, Wages & Benefits	-	33,754	41,092	41,092
139		A_B6200 Services & Fees	-	268	-	-
140		A_B6300 Travel	-	112	12,340	12,340
141	FC_B40 Restr	A_B6400 Supplies	-	511	-	-
142	Grants	A_B6450 Utilities	-	-	-	-
143		A_B6500 Repairs & Maintenance	-	-	-	-
144		A_B6550 Rentals & Leases	-	-	-	-
145		A_B6575 Interest Expense	-	-	-	-
146		A_B6600 Claims & Judgements	-	-	-	-
147		A_B6650 Other Expense	-	32,826	3,167	3,167
148		A_B6700 Subcontracts	-	-	-	-
149		A_B6900 Depreciation & Amortization	-	-	-	-
150		A_B7000 Capital Expense	-	-	-	-
151		A_B7200 Discontinued Operations	-	-	-	-
152		A_B7500 Other Non Operating Expenses	-	-	18,838	18,838
153		A_B7600 Internal Allocations & Sales	-	-	-	-
154		A_B7700 Funding Tranfers	-	-	-	-
155		Total_Expenses Expenses	-	67,471	75,437	75,437
156		Statement of Activities Net Result	-	(48,814)	26,505	26,505
157		A_B4000 Tuition & Educational Fees	-	-	-	-
158		A_B4100 Sales of Goods & Services	-	-	-	-
159		A_B4300 Grants & Contracts	-	-	-	-
160		A_43501 Federal Appropriations	-	-	-	-
161		A_B4400 Other Operating Revenue	-	-	-	-
162		A_B5000 Non Operating Revenues	-	-	-	-
163		A_B5100 Appropriations	-	-	-	-
164		A_B5300 Gifts	-	-	-	-
165		A_B5500 Investment Income	-	-	-	-
166		A_B5600 Other Non Operating Revenues	-	-	-	-
167		Total_Revenue Revenue	-	-	-	-
168		A_B6000 Salaries, Wages & Benefits	-	-	-	-
169		A_B6200 Services & Fees	-	-	-	-
170		A_B6300 Travel	-	-	-	-
171	FC_B45 Restr	A_B6400 Supplies	-	-	-	-
172	Govt Funds	A_B6450 Utilities	-	-	-	-
173		A_B6500 Repairs & Maintenance	-	-	-	-
174		A_B6550 Rentals & Leases	-	-	-	-
175		A_B6575 Interest Expense	-	-	-	-
176		A_B6600 Claims & Judgements	-	-	-	-
177		A_B6650 Other Expense	-	-	-	-
178		A_B6700 Subcontracts	-	-	-	-
179		A_B6900 Depreciation & Amortization	-	-	-	-
180		A_B7000 Capital Expense	-	-	-	-
181		A_B7200 Discontinued Operations	-	-	-	-
182		A_B7500 Other Non Operating Expenses	-	-	-	-
183		A_B7600 Internal Allocations & Sales	-	-	-	-
184		A_B7700 Funding Tranfers	-	-	-	-
185		Total_Expenses Expenses	-	-	-	-
186		Statement of Activities Net Result	-	-	-	-


	A	B	C	D	E	F	
1							
2	O_16106: Electrical & Computer Engineering						
3	Board of Trustees Report						
4	O_16106: Electrical & Computer Engineering						
5			FY18		FY19		
6	Fund Class - Source	Summary Level Natural Accounts	Budget	Actual through March	Budget	Variance FY18 Budget to FY19 Budget	
7	FC_105 Unrestricted Operating Class	A_B4000 Tuition & Educational Fees	-	2,937	-	-	
8		A_B4100 Sales of Goods & Services	-	(50)	-	-	
9		A_B4300 Grants & Contracts	-	-	-	-	
10		A_43501 Federal Appropriations	-	-	-	-	
11		A_B4400 Other Operating Revenue	-	-	-	-	
12		A_B5000 Non Operating Revenues	-	-	-	-	
13		A_B5100 Appropriations	-	-	-	-	
14		A_B5300 Gifts	-	-	-	-	
15		A_B5500 Investment Income	-	-	-	-	
16		A_B5600 Other Non Operating Revenues	(200)	-	-	200	
17			Total_Revenue Revenue	(200)	2,887	-	200
18			A_B6000 Salaries, Wages & Benefits	22,020	10,701	20,170	(1,850)
19			A_B6200 Services & Fees	350	-	-	(350)
20			A_B6300 Travel	610	4,522	6,650	6,040
21			A_B6400 Supplies	23,150	11,464	16,350	(6,800)
22			A_B6450 Utilities	-	-	-	-
23			A_B6500 Repairs & Maintenance	400	-	-	(400)
24			A_B6550 Rentals & Leases	1,100	774	1,050	(50)
25			A_B6575 Interest Expense	-	-	-	-
26			A_B6600 Claims & Judgements	-	-	-	-
27			A_B6650 Other Expense	2,800	5,020	3,730	930
28			A_B6700 Subcontracts	-	-	-	-
29			A_B6900 Depreciation & Amortization	-	-	-	-
30			A_B7000 Capital Expense	-	-	-	-
31			A_B7200 Discontinued Operations	-	-	-	-
32			A_B7500 Other Non Operating Expenses	100	50	-	(100)
33			A_B7600 Internal Allocations & Sales	-	3,074	2,550	2,550
34			A_B7700 Funding Tranfers	(9,860)	-	-	9,860
35			Total_Expenses Expenses	40,670	35,605	50,500	9,830
36			Statement of Activities Net Result	40,470	38,492	50,500	10,030
37		FC_B20 Designated Op	A_B4000 Tuition & Educational Fees	(11,000)	2,057	1,000	12,000
38			A_B4100 Sales of Goods & Services	-	-	-	-
39			A_B4300 Grants & Contracts	(8,500)	-	(10,000)	(1,500)
40			A_43501 Federal Appropriations	-	-	-	-
41			A_B4400 Other Operating Revenue	-	-	-	-
42			A_B5000 Non Operating Revenues	-	-	-	-
43	A_B5100 Appropriations		-	-	-	-	
44	A_B5300 Gifts		-	-	-	-	
45	A_B5500 Investment Income		-	-	-	-	
46	A_B5600 Other Non Operating Revenues		-	-	-	-	
47			Total_Revenue Revenue	(19,500)	2,057	(9,000)	10,500
48			A_B6000 Salaries, Wages & Benefits	-	14,443	12,468	12,468
49			A_B6200 Services & Fees	7,000	-	-	(7,000)
50			A_B6300 Travel	1,000	1,543	3,000	2,000
51			A_B6400 Supplies	32,500	60,495	23,620	(8,880)
52			A_B6450 Utilities	-	-	-	-
53			A_B6500 Repairs & Maintenance	-	-	-	-
54			A_B6550 Rentals & Leases	-	-	-	-
55			A_B6575 Interest Expense	-	-	-	-
56			A_B6600 Claims & Judgements	-	-	-	-
57			A_B6650 Other Expense	-	6,031	100	100
58			A_B6700 Subcontracts	-	-	-	-
59			A_B6900 Depreciation & Amortization	-	-	-	-
60			A_B7000 Capital Expense	-	-	-	-
61			A_B7200 Discontinued Operations	-	-	-	-
62			A_B7500 Other Non Operating Expenses	-	-	-	-
63			A_B7600 Internal Allocations & Sales	-	5,375	7,150	7,150
64			A_B7700 Funding Tranfers	(21,000)	-	(37,338)	(16,338)
65			Total_Expenses Expenses	19,500	87,887	9,000	(10,500)
66			Statement of Activities Net Result	-	89,944	-	-


	A	B	C	D	E	F
1						
2	O_16106: Electrical & Computer Engineering					
3	Board of Trustees Report					
4	O_16106: Electrical & Computer Engineering					
5				FY18	FY19	
6	Fund Class - Source	Summary Level Natural Accounts	Budget	Actual through March	Budget	Variance FY18 Budget to FY19 Budget
67		A_B4000 Tuition & Educational Fees	-	2,024	12,000	12,000
68		A_B4100 Sales of Goods & Services	-	-	-	-
69		A_B4300 Grants & Contracts	-	-	-	-
70		A_43501 Federal Appropriations	-	-	-	-
71		A_B4400 Other Operating Revenue	-	-	-	-
72		A_B5000 Non Operating Revenues	-	-	-	-
73		A_B5100 Appropriations	-	-	-	-
74		A_B5300 Gifts	-	(42,760)	(104,215)	(104,215)
75		A_B5500 Investment Income	-	-	-	-
76		A_B5600 Other Non Operating Revenues	-	-	-	-
77		Total_Revenue Revenue	-	(40,737)	(92,215)	(92,215)
78		A_B6000 Salaries, Wages & Benefits	-	25,284	16,135	16,135
79		A_B6200 Services & Fees	-	-	-	-
80		A_B6300 Travel	-	1,501	11,750	11,750
81	FC_B30 Restr	A_B6400 Supplies	-	7,928	48,080	48,080
82	Expendable Op	A_B6450 Utilities	-	-	-	-
83		A_B6500 Repairs & Maintenance	-	-	-	-
84		A_B6550 Rentals & Leases	-	-	-	-
85		A_B6575 Interest Expense	-	-	-	-
86		A_B6600 Claims & Judgements	-	-	-	-
87		A_B6650 Other Expense	-	153	1,250	1,250
88		A_B6700 Subcontracts	-	-	-	-
89		A_B6900 Depreciation & Amortization	-	-	-	-
90		A_B7000 Capital Expense	-	-	-	-
91		A_B7200 Discontinued Operations	-	-	-	-
92		A_B7500 Other Non Operating Expenses	-	-	-	-
93		A_B7600 Internal Allocations & Sales	-	253	15,000	15,000
94		A_B7700 Funding Tranfers	-	-	-	-
95		Total_Expenses Expenses	-	35,119	92,215	92,215
96		Statement of Activities Net Result	-	(5,618)	-	-
97		A_B4000 Tuition & Educational Fees	-	-	-	-
98		A_B4100 Sales of Goods & Services	-	-	-	-
99		A_B4300 Grants & Contracts	-	-	-	-
100		A_43501 Federal Appropriations	-	-	-	-
101		A_B4400 Other Operating Revenue	-	-	-	-
102		A_B5000 Non Operating Revenues	-	-	-	-
103		A_B5100 Appropriations	-	-	-	-
104		A_B5300 Gifts	-	-	-	-
105		A_B5500 Investment Income	-	-	-	-
106		A_B5600 Other Non Operating Revenues	-	-	-	-
107		Total_Revenue Revenue	-	-	-	-
108		A_B6000 Salaries, Wages & Benefits	-	-	-	-
109		A_B6200 Services & Fees	-	-	-	-
110		A_B6300 Travel	-	-	-	-
111	FC_B35 Restr	A_B6400 Supplies	-	-	-	-
112	Expendable Non Op	A_B6450 Utilities	-	-	-	-
113		A_B6500 Repairs & Maintenance	-	-	-	-
114		A_B6550 Rentals & Leases	-	-	-	-
115		A_B6575 Interest Expense	-	-	-	-
116		A_B6600 Claims & Judgements	-	-	-	-
117		A_B6650 Other Expense	-	-	-	-
118		A_B6700 Subcontracts	-	-	-	-
119		A_B6900 Depreciation & Amortization	-	-	-	-
120		A_B7000 Capital Expense	-	-	-	-
121		A_B7200 Discontinued Operations	-	-	-	-
122		A_B7500 Other Non Operating Expenses	-	-	-	-
123		A_B7600 Internal Allocations & Sales	-	-	-	-
124		A_B7700 Funding Tranfers	-	-	-	-
125		Total_Expenses Expenses	-	-	-	-
126		Statement of Activities Net Result	-	-	-	-


	A	B	C	D	E	F
1						
2	O_16106: Electrical & Computer Engineering					
3	Board of Trustees Report					
4	O_16106: Electrical & Computer Engineering					
5				FY18	FY19	
6	Fund Class - Source	Summary Level Natural Accounts	Budget	Actual through March	Budget	Variance FY18 Budget to FY19 Budget
127		A_B4000 Tuition & Educational Fees	-	-	(24,403)	(24,403)
128		A_B4100 Sales of Goods & Services	-	-	-	-
129		A_B4300 Grants & Contracts	-	(265,198)	(504,778)	(504,778)
130		A_43501 Federal Appropriations	-	-	-	-
131		A_B4400 Other Operating Revenue	-	-	-	-
132		A_B5000 Non Operating Revenues	-	-	-	-
133		A_B5100 Appropriations	-	-	-	-
134		A_B5300 Gifts	-	-	-	-
135		A_B5500 Investment Income	-	-	-	-
136		A_B5600 Other Non Operating Revenues	-	(25,014)	61,467	61,467
137		Total_Revenue Revenue	-	(290,212)	(467,714)	(467,714)
138		A_B6000 Salaries, Wages & Benefits	-	49,689	121,206	121,206
139		A_B6200 Services & Fees	-	-	24,632	24,632
140		A_B6300 Travel	-	3,848	22,723	22,723
141	FC_B40 Restr	A_B6400 Supplies	-	6,381	35,392	35,392
142	Grants	A_B6450 Utilities	-	-	-	-
143		A_B6500 Repairs & Maintenance	-	-	-	-
144		A_B6550 Rentals & Leases	-	-	24,632	24,632
145		A_B6575 Interest Expense	-	-	-	-
146		A_B6600 Claims & Judgements	-	-	-	-
147		A_B6650 Other Expense	-	52,043	731	731
148		A_B6700 Subcontracts	-	-	1,563	1,563
149		A_B6900 Depreciation & Amortization	-	-	-	-
150		A_B7000 Capital Expense	-	-	-	-
151		A_B7200 Discontinued Operations	-	-	-	-
152		A_B7500 Other Non Operating Expenses	-	-	-	-
153		A_B7600 Internal Allocations & Sales	-	-	-	-
154		A_B7700 Funding Tranfers	-	-	-	-
155		Total_Expenses Expenses	-	111,961	230,879	230,879
156		Statement of Activities Net Result	-	(178,251)	(236,835)	(236,835)
157		A_B4000 Tuition & Educational Fees	-	-	-	-
158		A_B4100 Sales of Goods & Services	-	-	-	-
159		A_B4300 Grants & Contracts	-	-	-	-
160		A_43501 Federal Appropriations	-	-	-	-
161		A_B4400 Other Operating Revenue	-	-	-	-
162		A_B5000 Non Operating Revenues	-	-	-	-
163		A_B5100 Appropriations	-	-	-	-
164		A_B5300 Gifts	-	-	-	-
165		A_B5500 Investment Income	-	-	-	-
166		A_B5600 Other Non Operating Revenues	-	-	-	-
167		Total_Revenue Revenue	-	-	-	-
168		A_B6000 Salaries, Wages & Benefits	-	-	-	-
169		A_B6200 Services & Fees	-	-	-	-
170		A_B6300 Travel	-	-	-	-
171	FC_B45 Restr	A_B6400 Supplies	-	-	-	-
172	Govt Funds	A_B6450 Utilities	-	-	-	-
173		A_B6500 Repairs & Maintenance	-	-	-	-
174		A_B6550 Rentals & Leases	-	-	-	-
175		A_B6575 Interest Expense	-	-	-	-
176		A_B6600 Claims & Judgements	-	-	-	-
177		A_B6650 Other Expense	-	-	-	-
178		A_B6700 Subcontracts	-	-	-	-
179		A_B6900 Depreciation & Amortization	-	-	-	-
180		A_B7000 Capital Expense	-	-	-	-
181		A_B7200 Discontinued Operations	-	-	-	-
182		A_B7500 Other Non Operating Expenses	-	-	-	-
183		A_B7600 Internal Allocations & Sales	-	-	-	-
184		A_B7700 Funding Tranfers	-	-	-	-
185		Total_Expenses Expenses	-	-	-	-
186		Statement of Activities Net Result	-	-	-	-


	A	B	C	D	E	F	
1							
2	O_16107: Mechanical Engineering						
3	Board of Trustees Report						
4	O_16107: Mechanical Engineering						
5			FY18		FY19		
6	Fund Class - Source	Summary Level Natural Accounts	Budget	Actual through March	Budget	Variance FY18 Budget to FY19 Budget	
7	FC_105 Unrestricted Operating Class	A_B4000 Tuition & Educational Fees	-	6,346	-	-	
8		A_B4100 Sales of Goods & Services	-	-	-	-	
9		A_B4300 Grants & Contracts	-	-	-	-	
10		A_43501 Federal Appropriations	-	-	-	-	
11		A_B4400 Other Operating Revenue	-	-	-	-	
12		A_B5000 Non Operating Revenues	-	-	-	-	
13		A_B5100 Appropriations	-	-	-	-	
14		A_B5300 Gifts	-	-	-	-	
15		A_B5500 Investment Income	-	-	-	-	
16		A_B5600 Other Non Operating Revenues	(1,600)	-	-	1,600	
17		Total_Revenue Revenue	(1,600)	6,346	-	1,600	
18		A_B6000 Salaries, Wages & Benefits	33,625	12,034	21,300	(12,325)	
19		A_B6200 Services & Fees	12,500	1,095	2,000	(10,500)	
20		A_B6300 Travel	5,703	4,689	6,200	497	
21		A_B6400 Supplies	18,775	13,645	16,500	(2,275)	
22		A_B6450 Utilities	-	-	-	-	
23		A_B6500 Repairs & Maintenance	3,400	-	-	(3,400)	
24		A_B6550 Rentals & Leases	-	-	-	-	
25		A_B6575 Interest Expense	-	-	-	-	
26		A_B6600 Claims & Judgements	-	-	-	-	
27		A_B6650 Other Expense	800	3,104	1,000	200	
28		A_B6700 Subcontracts	-	-	-	-	
29		A_B6900 Depreciation & Amortization	-	-	-	-	
30		A_B7000 Capital Expense	-	-	-	-	
31		A_B7200 Discontinued Operations	-	-	-	-	
32		A_B7500 Other Non Operating Expenses	-	-	-	-	
33		A_B7600 Internal Allocations & Sales	(9,000)	14,483	20,000	29,000	
34		A_B7700 Funding Tranfers	(7,500)	-	-	7,500	
35		Total_Expenses Expenses	58,303	49,049	67,000	8,697	
36		Statement of Activities Net Result	56,703	55,395	67,000	10,297	
37		FC_B20 Designated Op	A_B4000 Tuition & Educational Fees	(30,000)	-	-	30,000
38			A_B4100 Sales of Goods & Services	-	-	-	-
39			A_B4300 Grants & Contracts	(20,000)	-	(20,938)	(938)
40			A_43501 Federal Appropriations	-	-	-	-
41			A_B4400 Other Operating Revenue	-	-	-	-
42			A_B5000 Non Operating Revenues	-	-	-	-
43	A_B5100 Appropriations		-	-	-	-	
44	A_B5300 Gifts		-	-	-	-	
45	A_B5500 Investment Income		-	-	-	-	
46	A_B5600 Other Non Operating Revenues		-	-	-	-	
47	Total_Revenue Revenue		(50,000)	-	(20,938)	29,062	
48	A_B6000 Salaries, Wages & Benefits		18,530	(5,695)	4,938	(13,592)	
49	A_B6200 Services & Fees		-	-	-	-	
50	A_B6300 Travel		7,500	1,937	3,000	(4,500)	
51	A_B6400 Supplies		36,500	35,052	10,000	(26,500)	
52	A_B6450 Utilities		-	-	-	-	
53	A_B6500 Repairs & Maintenance		2,000	-	-	(2,000)	
54	A_B6550 Rentals & Leases		-	-	-	-	
55	A_B6575 Interest Expense		-	-	-	-	
56	A_B6600 Claims & Judgements		-	-	-	-	
57	A_B6650 Other Expense		500	8,659	2,800	2,300	
58	A_B6700 Subcontracts		-	-	-	-	
59	A_B6900 Depreciation & Amortization		-	329	-	-	
60	A_B7000 Capital Expense		-	-	-	-	
61	A_B7200 Discontinued Operations		-	-	-	-	
62	A_B7500 Other Non Operating Expenses		-	-	-	-	
63	A_B7600 Internal Allocations & Sales		-	(5)	200	200	
64	A_B7700 Funding Tranfers		(15,030)	-	-	15,030	
65	Total_Expenses Expenses		50,000	40,278	20,938	(29,062)	
66	Statement of Activities Net Result		-	40,278	-	-	

	A	B	C	D	E	F
1						
2	O_16107: Mechanical Engineering					
3	Board of Trustees Report					
4	O_16107: Mechanical Engineering					
5				FY18	FY19	
6	Fund Class - Source	Summary Level Natural Accounts	Budget	Actual through March	Budget	Variance FY18 Budget to FY19 Budget
67		A_B4000 Tuition & Educational Fees	-	12,199	30,006	30,006
68		A_B4100 Sales of Goods & Services	-	-	-	-
69		A_B4300 Grants & Contracts	-	-	-	-
70		A_43501 Federal Appropriations	-	-	-	-
71		A_B4400 Other Operating Revenue	-	-	-	-
72		A_B5000 Non Operating Revenues	-	-	-	-
73		A_B5100 Appropriations	-	-	-	-
74		A_B5300 Gifts	-	(26,761)	(119,576)	(119,576)
75		A_B5500 Investment Income	-	-	-	-
76		A_B5600 Other Non Operating Revenues	-	-	-	-
77		Total_Revenue Revenue	-	(14,563)	(89,570)	(89,570)
78		A_B6000 Salaries, Wages & Benefits	-	7,264	59,820	59,820
79		A_B6200 Services & Fees	-	156	150	150
80		A_B6300 Travel	-	6,078	24,550	24,550
81	FC_B30 Restr Expendable Op	A_B6400 Supplies	-	208	4,200	4,200
82		A_B6450 Utilities	-	-	-	-
83		A_B6500 Repairs & Maintenance	-	-	-	-
84		A_B6550 Rentals & Leases	-	-	-	-
85		A_B6575 Interest Expense	-	-	-	-
86		A_B6600 Claims & Judgements	-	-	-	-
87		A_B6650 Other Expense	-	941	850	850
88		A_B6700 Subcontracts	-	-	-	-
89		A_B6900 Depreciation & Amortization	-	-	-	-
90		A_B7000 Capital Expense	-	-	-	-
91		A_B7200 Discontinued Operations	-	-	-	-
92		A_B7500 Other Non Operating Expenses	-	-	-	-
93		A_B7600 Internal Allocations & Sales	-	778	-	-
94		A_B7700 Funding Tranfers	-	-	-	-
95			Total_Expenses Expenses	-	15,426	89,570
96		Statement of Activities Net Result	-	863	-	-
97		A_B4000 Tuition & Educational Fees	-	-	-	-
98		A_B4100 Sales of Goods & Services	-	-	-	-
99		A_B4300 Grants & Contracts	-	-	-	-
100		A_43501 Federal Appropriations	-	-	-	-
101		A_B4400 Other Operating Revenue	-	-	-	-
102		A_B5000 Non Operating Revenues	-	-	-	-
103		A_B5100 Appropriations	-	-	-	-
104		A_B5300 Gifts	-	-	-	-
105		A_B5500 Investment Income	-	-	-	-
106		A_B5600 Other Non Operating Revenues	-	-	-	-
107		Total_Revenue Revenue	-	-	-	-
108		A_B6000 Salaries, Wages & Benefits	-	-	-	-
109		A_B6200 Services & Fees	-	-	-	-
110		A_B6300 Travel	-	-	-	-
111	FC_B35 Restr Expendable Non Op	A_B6400 Supplies	-	-	-	-
112		A_B6450 Utilities	-	-	-	-
113		A_B6500 Repairs & Maintenance	-	-	-	-
114		A_B6550 Rentals & Leases	-	-	-	-
115		A_B6575 Interest Expense	-	-	-	-
116		A_B6600 Claims & Judgements	-	-	-	-
117		A_B6650 Other Expense	-	-	-	-
118		A_B6700 Subcontracts	-	-	-	-
119		A_B6900 Depreciation & Amortization	-	-	-	-
120		A_B7000 Capital Expense	-	-	-	-
121		A_B7200 Discontinued Operations	-	-	-	-
122		A_B7500 Other Non Operating Expenses	-	-	-	-
123		A_B7600 Internal Allocations & Sales	-	-	-	-
124		A_B7700 Funding Tranfers	-	-	-	-
125			Total_Expenses Expenses	-	-	-
126		Statement of Activities Net Result	-	-	-	-

	A	B	C	D	E	F
1						
2	O_16107: Mechanical Engineering					
3	Board of Trustees Report					
4	O_16107: Mechanical Engineering					
5			FY18		FY19	
6	Fund Class - Source	Summary Level Natural Accounts	Budget	Actual through March	Budget	Variance FY18 Budget to FY19 Budget
127		A_B4000 Tuition & Educational Fees	-	-	31,892	31,892
128		A_B4100 Sales of Goods & Services	-	-	-	-
129		A_B4300 Grants & Contracts	-	(1,138,683)	(2,586,541)	(2,586,541)
130		A_43501 Federal Appropriations	-	-	-	-
131		A_B4400 Other Operating Revenue	-	-	-	-
132		A_B5000 Non Operating Revenues	-	-	-	-
133		A_B5100 Appropriations	-	-	-	-
134		A_B5300 Gifts	-	-	-	-
135		A_B5500 Investment Income	-	-	-	-
136		A_B5600 Other Non Operating Revenues	-	(186,476)	536,332	536,332
137		Total_Revenue Revenue	-	(1,325,160)	(2,018,317)	(2,018,317)
138		A_B6000 Salaries, Wages & Benefits	-	486,648	1,161,705	1,161,705
139		A_B6200 Services & Fees	-	1,194	146,033	146,033
140		A_B6300 Travel	-	12,657	117,623	117,623
141	FC_B40 Restr	A_B6400 Supplies	-	39,213	251,682	251,682
142	Grants	A_B6450 Utilities	-	-	-	-
143		A_B6500 Repairs & Maintenance	-	294	-	-
144		A_B6550 Rentals & Leases	-	151	150,848	150,848
145		A_B6575 Interest Expense	-	-	-	-
146		A_B6600 Claims & Judgements	-	-	-	-
147		A_B6650 Other Expense	-	259,139	-	-
148		A_B6700 Subcontracts	-	136,479	-	-
149		A_B6900 Depreciation & Amortization	-	4,684	-	-
150		A_B7000 Capital Expense	-	-	-	-
151		A_B7200 Discontinued Operations	-	-	-	-
152		A_B7500 Other Non Operating Expenses	-	-	11,750	11,750
153		A_B7600 Internal Allocations & Sales	-	-	-	-
154		A_B7700 Funding Tranfers	-	-	-	-
155		Total_Expenses Expenses	-	940,458	1,839,640	1,839,640
156		Statement of Activities Net Result	-	(384,702)	(178,677)	(178,677)
157		A_B4000 Tuition & Educational Fees	-	-	-	-
158		A_B4100 Sales of Goods & Services	-	-	-	-
159		A_B4300 Grants & Contracts	-	-	-	-
160		A_43501 Federal Appropriations	-	-	-	-
161		A_B4400 Other Operating Revenue	-	-	-	-
162		A_B5000 Non Operating Revenues	-	-	-	-
163		A_B5100 Appropriations	-	-	-	-
164		A_B5300 Gifts	-	-	-	-
165		A_B5500 Investment Income	-	-	-	-
166		A_B5600 Other Non Operating Revenues	-	-	-	-
167		Total_Revenue Revenue	-	-	-	-
168		A_B6000 Salaries, Wages & Benefits	-	-	-	-
169		A_B6200 Services & Fees	-	-	-	-
170		A_B6300 Travel	-	-	-	-
171	FC_B45 Restr	A_B6400 Supplies	-	-	-	-
172	Govt Funds	A_B6450 Utilities	-	-	-	-
173		A_B6500 Repairs & Maintenance	-	-	-	-
174		A_B6550 Rentals & Leases	-	-	-	-
175		A_B6575 Interest Expense	-	-	-	-
176		A_B6600 Claims & Judgements	-	-	-	-
177		A_B6650 Other Expense	-	-	-	-
178		A_B6700 Subcontracts	-	-	-	-
179		A_B6900 Depreciation & Amortization	-	-	-	-
180		A_B7000 Capital Expense	-	-	-	-
181		A_B7200 Discontinued Operations	-	-	-	-
182		A_B7500 Other Non Operating Expenses	-	-	-	-
183		A_B7600 Internal Allocations & Sales	-	-	-	-
184		A_B7700 Funding Tranfers	-	-	-	-
185		Total_Expenses Expenses	-	-	-	-
186		Statement of Activities Net Result	-	-	-	-


	A	B	C	D	E	F	
1							
2	O_C1700: College of Health Sciences Subdivision						
3	Board of Trustees Report						
4	O_C1700: College of Health Sciences Subdivision						
5			FY18		FY19		
6	Fund Class - Source	Summary Level Natural Accounts	Budget	Actual through March	Budget	Variance FY18 Budget to FY19 Budget	
7	FC_105 Unrestricted Operating Class	A_B4000 Tuition & Educational Fees	(3,211,401)	(3,160,782)	(3,912,941)	(701,540)	
8		A_B4100 Sales of Goods & Services	(97,775)	323,809	433,305	531,080	
9		A_B4300 Grants & Contracts	(19,105)	-	-	19,105	
10		A_43501 Federal Appropriations	-	-	-	-	
11		A_B4400 Other Operating Revenue	(1,003,039)	(603,145)	(527,628)	475,411	
12		A_B5000 Non Operating Revenues	-	-	-	-	
13		A_B5100 Appropriations	-	-	-	-	
14		A_B5300 Gifts	-	-	-	-	
15		A_B5500 Investment Income	-	-	-	-	
16		A_B5600 Other Non Operating Revenues	(75)	-	-	75	
17			Total_Revenue Revenue	(4,331,395)	(3,440,118)	(4,007,264)	324,131
18			A_B6000 Salaries, Wages & Benefits	13,741,128	9,478,175	14,049,237	308,109
19			A_B6200 Services & Fees	423,726	205,095	270,930	(152,796)
20			A_B6300 Travel	348,185	187,071	334,525	(13,660)
21			A_B6400 Supplies	1,178,238	237,569	735,523	(442,715)
22			A_B6450 Utilities	500	773	22,128	21,628
23			A_B6500 Repairs & Maintenance	2,300	4,099	46,812	44,512
24			A_B6550 Rentals & Leases	3,558	26,851	15,921	12,363
25			A_B6575 Interest Expense	-	-	-	-
26			A_B6600 Claims & Judgements	-	-	-	-
27			A_B6650 Other Expense	139,511	102,267	240,459	100,948
28			A_B6700 Subcontracts	-	1,710	2,717	2,717
29			A_B6900 Depreciation & Amortization	-	-	-	-
30			A_B7000 Capital Expense	-	-	-	-
31			A_B7200 Discontinued Operations	-	-	-	-
32			A_B7500 Other Non Operating Expenses	-	(4,020)	(60,500)	(60,500)
33			A_B7600 Internal Allocations & Sales	(306,005)	146,267	(486,166)	(180,161)
34			A_B7700 Funding Tranfers	(778,876)	-	2,500	781,376
35			Total_Expenses Expenses	14,752,264	10,385,857	15,174,087	421,823
36			Statement of Activities Net Result	10,420,869	6,945,739	11,166,823	745,954
37		FC_B20 Designated Op	A_B4000 Tuition & Educational Fees	(213,377)	(30,297)	(227,683)	(14,306)
38			A_B4100 Sales of Goods & Services	(7,700)	(182,188)	(380,000)	(372,300)
39			A_B4300 Grants & Contracts	(99,441)	(24,997)	(181,000)	(81,559)
40			A_43501 Federal Appropriations	-	-	-	-
41			A_B4400 Other Operating Revenue	170,000	(24,043)	(20,050)	(190,050)
42			A_B5000 Non Operating Revenues	-	-	-	-
43	A_B5100 Appropriations		-	-	-	-	
44	A_B5300 Gifts		-	-	-	-	
45	A_B5500 Investment Income		-	-	-	-	
46	A_B5600 Other Non Operating Revenues		(438,440)	-	-	438,440	
47			Total_Revenue Revenue	(588,958)	(261,525)	(808,733)	(219,775)
48			A_B6000 Salaries, Wages & Benefits	381,783	137,508	268,115	(113,668)
49			A_B6200 Services & Fees	66,255	55,578	55,530	(10,725)
50			A_B6300 Travel	95,768	37,667	106,468	10,700
51			A_B6400 Supplies	475,248	178,146	361,584	(113,664)
52			A_B6450 Utilities	-	-	-	-
53			A_B6500 Repairs & Maintenance	2,000	26,152	19,187	17,187
54			A_B6550 Rentals & Leases	1,850	780	1,100	(750)
55			A_B6575 Interest Expense	-	-	-	-
56			A_B6600 Claims & Judgements	-	-	-	-
57			A_B6650 Other Expense	20,700	37,943	406,683	385,983
58			A_B6700 Subcontracts	30,000	955	-	(30,000)
59			A_B6900 Depreciation & Amortization	-	-	-	-
60			A_B7000 Capital Expense	-	-	-	-
61			A_B7200 Discontinued Operations	-	-	-	-
62			A_B7500 Other Non Operating Expenses	-	1,685	-	-
63			A_B7600 Internal Allocations & Sales	-	11,024	25,530	25,530
64			A_B7700 Funding Tranfers	(484,646)	-	(443,987)	40,659
65			Total_Expenses Expenses	588,958	487,438	800,210	211,252
66			Statement of Activities Net Result	-	225,913	(8,523)	(8,523)


	A	B	C	D	E	F
1						
2	O_C1700: College of Health Sciences Subdivision					
3	Board of Trustees Report					
4	O_C1700: College of Health Sciences Subdivision					
5				FY18	FY19	
6	Fund Class - Source	Summary Level Natural Accounts	Budget	Actual through March	Budget	Variance FY18 Budget to FY19 Budget
67		A_B4000 Tuition & Educational Fees	-	104,080	80,896	80,896
68		A_B4100 Sales of Goods & Services	-	-	-	-
69		A_B4300 Grants & Contracts	-	-	-	-
70		A_43501 Federal Appropriations	-	-	-	-
71		A_B4400 Other Operating Revenue	-	-	-	-
72		A_B5000 Non Operating Revenues	-	-	-	-
73		A_B5100 Appropriations	-	(173,835)	-	-
74		A_B5300 Gifts	-	(322,096)	(1,401,926)	(1,401,926)
75		A_B5500 Investment Income	-	-	-	-
76		A_B5600 Other Non Operating Revenues	-	-	-	-
77		Total Revenue Revenue	-	(391,851)	(1,321,030)	(1,321,030)
78		A_B6000 Salaries, Wages & Benefits	-	367,109	471,775	471,775
79		A_B6200 Services & Fees	-	27,877	159,906	159,906
80		A_B6300 Travel	-	36,002	103,767	103,767
81	FC_B30 Restr	A_B6400 Supplies	-	15,965	36,172	36,172
82	Expendable Op	A_B6450 Utilities	-	-	-	-
83		A_B6500 Repairs & Maintenance	-	-	-	-
84		A_B6550 Rentals & Leases	-	68	1,675	1,675
85		A_B6575 Interest Expense	-	-	-	-
86		A_B6600 Claims & Judgements	-	-	-	-
87		A_B6650 Other Expense	-	8,701	187,735	187,735
88		A_B6700 Subcontracts	-	-	-	-
89		A_B6900 Depreciation & Amortization	-	-	-	-
90		A_B7000 Capital Expense	-	366	360,000	360,000
91		A_B7200 Discontinued Operations	-	-	-	-
92		A_B7500 Other Non Operating Expenses	-	-	-	-
93		A_B7600 Internal Allocations & Sales	-	5,181	-	-
94		A_B7700 Funding Tranfers	-	-	-	-
95		Total Expenses Expenses	-	461,269	1,321,030	1,321,030
96		Statement of Activities Net Result	-	69,418	-	-
97		A_B4000 Tuition & Educational Fees	-	-	-	-
98		A_B4100 Sales of Goods & Services	-	-	-	-
99		A_B4300 Grants & Contracts	-	-	-	-
100		A_43501 Federal Appropriations	-	-	-	-
101		A_B4400 Other Operating Revenue	-	-	-	-
102		A_B5000 Non Operating Revenues	-	-	-	-
103		A_B5100 Appropriations	-	-	-	-
104		A_B5300 Gifts	-	-	-	-
105		A_B5500 Investment Income	-	-	-	-
106		A_B5600 Other Non Operating Revenues	-	-	-	-
107		Total Revenue Revenue	-	-	-	-
108		A_B6000 Salaries, Wages & Benefits	-	-	-	-
109		A_B6200 Services & Fees	-	-	-	-
110		A_B6300 Travel	-	-	-	-
111	FC_B35 Restr	A_B6400 Supplies	-	-	-	-
112	Expendable Non Op	A_B6450 Utilities	-	-	-	-
113		A_B6500 Repairs & Maintenance	-	-	-	-
114		A_B6550 Rentals & Leases	-	-	-	-
115		A_B6575 Interest Expense	-	-	-	-
116		A_B6600 Claims & Judgements	-	-	-	-
117		A_B6650 Other Expense	-	-	-	-
118		A_B6700 Subcontracts	-	-	-	-
119		A_B6900 Depreciation & Amortization	-	-	-	-
120		A_B7000 Capital Expense	-	-	-	-
121		A_B7200 Discontinued Operations	-	-	-	-
122		A_B7500 Other Non Operating Expenses	-	-	-	-
123		A_B7600 Internal Allocations & Sales	-	-	-	-
124		A_B7700 Funding Tranfers	-	-	-	-
125		Total Expenses Expenses	-	-	-	-
126		Statement of Activities Net Result	-	-	-	-


	A	B	C	D	E	F
1						
2	O_C1700: College of Health Sciences Subdivision					
3	Board of Trustees Report					
4	O_C1700: College of Health Sciences Subdivision					
5				FY18	FY19	
6	Fund Class - Source	Summary Level Natural Accounts	Budget	Actual through March	Budget	Variance FY18 Budget to FY19 Budget
127		A_B4000 Tuition & Educational Fees	-	-	111,852	111,852
128		A_B4100 Sales of Goods & Services	-	-	-	-
129		A_B4300 Grants & Contracts	-	(5,913,775)	(9,083,502)	(9,083,502)
130		A_43501 Federal Appropriations	-	-	-	-
131		A_B4400 Other Operating Revenue	-	-	-	-
132		A_B5000 Non Operating Revenues	-	-	-	-
133		A_B5100 Appropriations	-	-	-	-
134		A_B5300 Gifts	-	-	-	-
135		A_B5500 Investment Income	-	-	-	-
136		A_B5600 Other Non Operating Revenues	-	(541,712)	1,530,084	1,530,084
137		Total_Revenue Revenue	-	(6,455,487)	(7,441,566)	(7,441,566)
138		A_B6000 Salaries, Wages & Benefits	-	2,062,805	2,848,020	2,848,020
139		A_B6200 Services & Fees	-	528,183	909,383	909,383
140		A_B6300 Travel	-	150,744	637,840	637,840
141	FC_B40 Restr	A_B6400 Supplies	-	213,805	908,310	908,310
142	Grants	A_B6450 Utilities	-	8	-	-
143		A_B6500 Repairs & Maintenance	-	685	-	-
144		A_B6550 Rentals & Leases	-	7,462	439,499	439,499
145		A_B6575 Interest Expense	-	-	-	-
146		A_B6600 Claims & Judgements	-	-	-	-
147		A_B6650 Other Expense	-	658,888	37,065	37,065
148		A_B6700 Subcontracts	-	566,106	(1,541)	(1,541)
149		A_B6900 Depreciation & Amortization	-	1,604	-	-
150		A_B7000 Capital Expense	-	3,188	-	-
151		A_B7200 Discontinued Operations	-	-	-	-
152		A_B7500 Other Non Operating Expenses	-	55	52,448	52,448
153		A_B7600 Internal Allocations & Sales	-	-	-	-
154		A_B7700 Funding Tranfers	-	-	-	-
155		Total_Expenses Expenses	-	4,193,535	5,831,025	5,831,025
156		Statement of Activities Net Result	-	(2,261,952)	(1,610,542)	(1,610,542)
157		A_B4000 Tuition & Educational Fees	-	-	-	-
158		A_B4100 Sales of Goods & Services	-	-	-	-
159		A_B4300 Grants & Contracts	-	-	-	-
160		A_43501 Federal Appropriations	-	-	-	-
161		A_B4400 Other Operating Revenue	-	-	-	-
162		A_B5000 Non Operating Revenues	-	-	-	-
163		A_B5100 Appropriations	-	-	-	-
164		A_B5300 Gifts	-	-	-	-
165		A_B5500 Investment Income	-	-	-	-
166		A_B5600 Other Non Operating Revenues	-	-	-	-
167		Total_Revenue Revenue	-	-	-	-
168		A_B6000 Salaries, Wages & Benefits	-	-	-	-
169		A_B6200 Services & Fees	-	-	-	-
170		A_B6300 Travel	-	-	-	-
171	FC_B45 Restr	A_B6400 Supplies	-	-	-	-
172	Govt Funds	A_B6450 Utilities	-	-	-	-
173		A_B6500 Repairs & Maintenance	-	-	-	-
174		A_B6550 Rentals & Leases	-	-	-	-
175		A_B6575 Interest Expense	-	-	-	-
176		A_B6600 Claims & Judgements	-	-	-	-
177		A_B6650 Other Expense	-	-	-	-
178		A_B6700 Subcontracts	-	-	-	-
179		A_B6900 Depreciation & Amortization	-	-	-	-
180		A_B7000 Capital Expense	-	-	-	-
181		A_B7200 Discontinued Operations	-	-	-	-
182		A_B7500 Other Non Operating Expenses	-	-	-	-
183		A_B7600 Internal Allocations & Sales	-	-	-	-
184		A_B7700 Funding Tranfers	-	-	-	-
185		Total_Expenses Expenses	-	-	-	-
186		Statement of Activities Net Result	-	-	-	-


	A	B	C	D	E	F	
1							
2	O_17201: WICHE & Preprofessional Advising						
3	Board of Trustees Report						
4	O_17201: WICHE & Preprofessional Advising						
5			FY18		FY19		
6	Fund Class - Source	Summary Level Natural Accounts	Budget	Actual through March	Budget	Variance FY18 Budget to FY19 Budget	
7	FC_105 Unrestricted Operating Class	A_B4000 Tuition & Educational Fees	-	-	-	-	
8		A_B4100 Sales of Goods & Services	-	-	-	-	
9		A_B4300 Grants & Contracts	-	-	-	-	
10		A_43501 Federal Appropriations	-	-	-	-	
11		A_B4400 Other Operating Revenue	-	-	-	-	
12		A_B5000 Non Operating Revenues	-	-	-	-	
13		A_B5100 Appropriations	-	-	-	-	
14		A_B5300 Gifts	-	-	-	-	
15		A_B5500 Investment Income	-	-	-	-	
16		A_B5600 Other Non Operating Revenues	-	-	-	-	
17			Total Revenue Revenue	-	-	-	-
18			A_B6000 Salaries, Wages & Benefits	-	-	-	-
19			A_B6200 Services & Fees	-	-	-	-
20			A_B6300 Travel	-	-	-	-
21			A_B6400 Supplies	-	-	-	-
22			A_B6450 Utilities	-	-	-	-
23			A_B6500 Repairs & Maintenance	-	-	-	-
24			A_B6550 Rentals & Leases	-	-	-	-
25			A_B6575 Interest Expense	-	-	-	-
26			A_B6600 Claims & Judgements	-	-	-	-
27			A_B6650 Other Expense	-	-	-	-
28			A_B6700 Subcontracts	-	-	-	-
29			A_B6900 Depreciation & Amortization	-	-	-	-
30			A_B7000 Capital Expense	-	-	-	-
31			A_B7200 Discontinued Operations	-	-	-	-
32			A_B7500 Other Non Operating Expenses	-	-	-	-
33			A_B7600 Internal Allocations & Sales	-	-	-	-
34			A_B7700 Funding Tranfers	-	-	-	-
35			Total Expenses Expenses	-	-	-	-
36			Statement of Activities Net Result	-	-	-	-
37		FC_B20 Designated Op	A_B4000 Tuition & Educational Fees	-	-	-	-
38			A_B4100 Sales of Goods & Services	-	-	-	-
39			A_B4300 Grants & Contracts	-	-	-	-
40			A_43501 Federal Appropriations	-	-	-	-
41			A_B4400 Other Operating Revenue	-	-	-	-
42			A_B5000 Non Operating Revenues	-	-	-	-
43	A_B5100 Appropriations		-	-	-	-	
44	A_B5300 Gifts		-	-	-	-	
45	A_B5500 Investment Income		-	-	-	-	
46	A_B5600 Other Non Operating Revenues		-	-	-	-	
47			Total Revenue Revenue	-	-	-	-
48			A_B6000 Salaries, Wages & Benefits	-	-	-	-
49			A_B6200 Services & Fees	-	-	-	-
50			A_B6300 Travel	-	-	-	-
51			A_B6400 Supplies	-	-	-	-
52			A_B6450 Utilities	-	-	-	-
53			A_B6500 Repairs & Maintenance	-	-	-	-
54			A_B6550 Rentals & Leases	-	-	-	-
55			A_B6575 Interest Expense	-	-	-	-
56			A_B6600 Claims & Judgements	-	-	-	-
57			A_B6650 Other Expense	-	-	-	-
58			A_B6700 Subcontracts	-	-	-	-
59			A_B6900 Depreciation & Amortization	-	-	-	-
60			A_B7000 Capital Expense	-	-	-	-
61			A_B7200 Discontinued Operations	-	-	-	-
62			A_B7500 Other Non Operating Expenses	-	-	-	-
63			A_B7600 Internal Allocations & Sales	-	-	-	-
64			A_B7700 Funding Tranfers	-	-	-	-
65			Total Expenses Expenses	-	-	-	-
66			Statement of Activities Net Result	-	-	-	-


	A	B	C	D	E	F
1						
2	O_17201: WICHE & Preprofessional Advising					
3	Board of Trustees Report					
4	O_17201: WICHE & Preprofessional Advising					
5			FY18		FY19	
6	Fund Class - Source	Summary Level Natural Accounts	Budget	Actual through March	Budget	Variance FY18 Budget to FY19 Budget
67		A_B4000 Tuition & Educational Fees	-	-	-	-
68		A_B4100 Sales of Goods & Services	-	-	-	-
69		A_B4300 Grants & Contracts	-	-	-	-
70		A_43501 Federal Appropriations	-	-	-	-
71		A_B4400 Other Operating Revenue	-	-	-	-
72		A_B5000 Non Operating Revenues	-	-	-	-
73		A_B5100 Appropriations	-	-	-	-
74		A_B5300 Gifts	-	-	-	-
75		A_B5500 Investment Income	-	-	-	-
76		A_B5600 Other Non Operating Revenues	-	-	-	-
77		Total Revenue Revenue	-	-	-	-
78		A_B6000 Salaries, Wages & Benefits	-	-	-	-
79		A_B6200 Services & Fees	-	-	-	-
80		A_B6300 Travel	-	-	-	-
81	FC_B30 Restr	A_B6400 Supplies	-	-	-	-
82	Expendable Op	A_B6450 Utilities	-	-	-	-
83		A_B6500 Repairs & Maintenance	-	-	-	-
84		A_B6550 Rentals & Leases	-	-	-	-
85		A_B6575 Interest Expense	-	-	-	-
86		A_B6600 Claims & Judgements	-	-	-	-
87		A_B6650 Other Expense	-	-	-	-
88		A_B6700 Subcontracts	-	-	-	-
89		A_B6900 Depreciation & Amortization	-	-	-	-
90		A_B7000 Capital Expense	-	-	-	-
91		A_B7200 Discontinued Operations	-	-	-	-
92		A_B7500 Other Non Operating Expenses	-	-	-	-
93		A_B7600 Internal Allocations & Sales	-	-	-	-
94		A_B7700 Funding Tranfers	-	-	-	-
95		Total Expenses Expenses	-	-	-	-
96		Statement of Activities Net Result	-	-	-	-
97		A_B4000 Tuition & Educational Fees	-	-	-	-
98		A_B4100 Sales of Goods & Services	-	-	-	-
99		A_B4300 Grants & Contracts	-	-	-	-
100		A_43501 Federal Appropriations	-	-	-	-
101		A_B4400 Other Operating Revenue	-	-	-	-
102		A_B5000 Non Operating Revenues	-	-	-	-
103		A_B5100 Appropriations	-	-	-	-
104		A_B5300 Gifts	-	-	-	-
105		A_B5500 Investment Income	-	-	-	-
106		A_B5600 Other Non Operating Revenues	-	-	-	-
107		Total Revenue Revenue	-	-	-	-
108		A_B6000 Salaries, Wages & Benefits	-	-	-	-
109		A_B6200 Services & Fees	-	-	-	-
110		A_B6300 Travel	-	-	-	-
111	FC_B35 Restr	A_B6400 Supplies	-	-	-	-
112	Expendable Non Op	A_B6450 Utilities	-	-	-	-
113		A_B6500 Repairs & Maintenance	-	-	-	-
114		A_B6550 Rentals & Leases	-	-	-	-
115		A_B6575 Interest Expense	-	-	-	-
116		A_B6600 Claims & Judgements	-	-	-	-
117		A_B6650 Other Expense	-	-	-	-
118		A_B6700 Subcontracts	-	-	-	-
119		A_B6900 Depreciation & Amortization	-	-	-	-
120		A_B7000 Capital Expense	-	-	-	-
121		A_B7200 Discontinued Operations	-	-	-	-
122		A_B7500 Other Non Operating Expenses	-	-	-	-
123		A_B7600 Internal Allocations & Sales	-	-	-	-
124		A_B7700 Funding Tranfers	-	-	-	-
125		Total Expenses Expenses	-	-	-	-
126		Statement of Activities Net Result	-	-	-	-

	A	B	C	D	E	F
1						
2	O_17201: WICHE & Preprofessional Advising					
3	Board of Trustees Report					
4	O_17201: WICHE & Preprofessional Advising					
5			FY18		FY19	
6	Fund Class - Source	Summary Level Natural Accounts	Budget	Actual through March	Budget	Variance FY18 Budget to FY19 Budget
127		A_B4000 Tuition & Educational Fees	-	-	-	-
128		A_B4100 Sales of Goods & Services	-	-	-	-
129		A_B4300 Grants & Contracts	-	-	-	-
130		A_43501 Federal Appropriations	-	-	-	-
131		A_B4400 Other Operating Revenue	-	-	-	-
132		A_B5000 Non Operating Revenues	-	-	-	-
133		A_B5100 Appropriations	-	-	-	-
134		A_B5300 Gifts	-	-	-	-
135		A_B5500 Investment Income	-	-	-	-
136		A_B5600 Other Non Operating Revenues	-	-	-	-
137		Total_Revenue Revenue	-	-	-	-
138		A_B6000 Salaries, Wages & Benefits	-	-	-	-
139		A_B6200 Services & Fees	-	-	-	-
140		A_B6300 Travel	-	-	-	-
141	FC_B40 Restr	A_B6400 Supplies	-	-	-	-
142	Grants	A_B6450 Utilities	-	-	-	-
143		A_B6500 Repairs & Maintenance	-	-	-	-
144		A_B6550 Rentals & Leases	-	-	-	-
145		A_B6575 Interest Expense	-	-	-	-
146		A_B6600 Claims & Judgements	-	-	-	-
147		A_B6650 Other Expense	-	-	-	-
148		A_B6700 Subcontracts	-	-	-	-
149		A_B6900 Depreciation & Amortization	-	-	-	-
150		A_B7000 Capital Expense	-	-	-	-
151		A_B7200 Discontinued Operations	-	-	-	-
152		A_B7500 Other Non Operating Expenses	-	-	-	-
153		A_B7600 Internal Allocations & Sales	-	-	-	-
154		A_B7700 Funding Tranfers	-	-	-	-
155		Total_Expenses Expenses	-	-	-	-
156		Statement of Activities Net Result	-	-	-	-
157		A_B4000 Tuition & Educational Fees	-	-	-	-
158		A_B4100 Sales of Goods & Services	-	-	-	-
159		A_B4300 Grants & Contracts	-	-	-	-
160		A_43501 Federal Appropriations	-	-	-	-
161		A_B4400 Other Operating Revenue	-	-	-	-
162		A_B5000 Non Operating Revenues	-	-	-	-
163		A_B5100 Appropriations	-	-	-	-
164		A_B5300 Gifts	-	-	-	-
165		A_B5500 Investment Income	-	-	-	-
166		A_B5600 Other Non Operating Revenues	-	-	-	-
167		Total_Revenue Revenue	-	-	-	-
168		A_B6000 Salaries, Wages & Benefits	-	-	-	-
169		A_B6200 Services & Fees	-	-	-	-
170		A_B6300 Travel	-	-	-	-
171	FC_B45 Restr	A_B6400 Supplies	-	-	-	-
172	Govt Funds	A_B6450 Utilities	-	-	-	-
173		A_B6500 Repairs & Maintenance	-	-	-	-
174		A_B6550 Rentals & Leases	-	-	-	-
175		A_B6575 Interest Expense	-	-	-	-
176		A_B6600 Claims & Judgements	-	-	-	-
177		A_B6650 Other Expense	-	-	-	-
178		A_B6700 Subcontracts	-	-	-	-
179		A_B6900 Depreciation & Amortization	-	-	-	-
180		A_B7000 Capital Expense	-	-	-	-
181		A_B7200 Discontinued Operations	-	-	-	-
182		A_B7500 Other Non Operating Expenses	-	-	-	-
183		A_B7600 Internal Allocations & Sales	-	-	-	-
184		A_B7700 Funding Tranfers	-	-	-	-
185		Total_Expenses Expenses	-	-	-	-
186		Statement of Activities Net Result	-	-	-	-


	A	B	C	D	E	F	
1							
2	O_17001: College of Health Sciences Deans Office						
3	Board of Trustees Report						
4	O_17001: College of Health Sciences Deans Office						
5			FY18		FY19		
6	Fund Class - Source	Summary Level Natural Accounts	Budget	Actual through March	Budget	Variance FY18 Budget to FY19 Budget	
7	FC_105 Unrestricted Operating Class	A_B4000 Tuition & Educational Fees	(295,039)	(1,783,888)	(1,920,356)	(1,625,317)	
8		A_B4100 Sales of Goods & Services	(98,000)	(2,015)	-	98,000	
9		A_B4300 Grants & Contracts	-	-	-	-	
10		A_43501 Federal Appropriations	-	-	-	-	
11		A_B4400 Other Operating Revenue	(350)	(74,771)	-	350	
12		A_B5000 Non Operating Revenues	-	-	-	-	
13		A_B5100 Appropriations	-	-	-	-	
14		A_B5300 Gifts	-	-	-	-	
15		A_B5500 Investment Income	-	-	-	-	
16		A_B5600 Other Non Operating Revenues	-	-	-	-	
17			Total_Revenue Revenue	(393,389)	(1,860,674)	(1,920,356)	(1,526,967)
18			A_B6000 Salaries, Wages & Benefits	1,081,455	665,470	665,264	(416,190)
19			A_B6200 Services & Fees	108,091	57,235	18,200	(89,891)
20			A_B6300 Travel	53,678	22,653	34,517	(19,161)
21			A_B6400 Supplies	110,191	16,027	111,783	1,592
22			A_B6450 Utilities	-	-	-	-
23			A_B6500 Repairs & Maintenance	-	-	-	-
24			A_B6550 Rentals & Leases	470	19,666	900	430
25			A_B6575 Interest Expense	-	-	-	-
26			A_B6600 Claims & Judgements	-	-	-	-
27			A_B6650 Other Expense	4,070	7,586	40,200	36,130
28			A_B6700 Subcontracts	-	364	-	-
29			A_B6900 Depreciation & Amortization	-	-	-	-
30			A_B7000 Capital Expense	-	-	-	-
31			A_B7200 Discontinued Operations	-	-	-	-
32			A_B7500 Other Non Operating Expenses	-	-	(60,500)	(60,500)
33			A_B7600 Internal Allocations & Sales	324,740	9,746	(481,706)	(806,446)
34			A_B7700 Funding Tranfers	(608,396)	-	-	608,396
35			Total_Expenses Expenses	1,074,298	798,747	328,658	(745,639)
36			Statement of Activities Net Result	680,909	(1,061,926)	(1,591,698)	(2,272,606)
37		FC_B20 Designated Op	A_B4000 Tuition & Educational Fees	(48,292)	419	(204,321)	(156,029)
38			A_B4100 Sales of Goods & Services	-	-	-	-
39			A_B4300 Grants & Contracts	(23,301)	-	(143,000)	(119,699)
40			A_43501 Federal Appropriations	-	-	-	-
41			A_B4400 Other Operating Revenue	-	-	-	-
42			A_B5000 Non Operating Revenues	-	-	-	-
43	A_B5100 Appropriations		-	-	-	-	
44	A_B5300 Gifts		-	-	-	-	
45	A_B5500 Investment Income		-	-	-	-	
46	A_B5600 Other Non Operating Revenues		-	-	-	-	
47			Total_Revenue Revenue	(71,593)	419	(347,321)	(275,728)
48			A_B6000 Salaries, Wages & Benefits	243,751	63,579	156,371	(87,381)
49			A_B6200 Services & Fees	17,615	20,771	8,000	(9,615)
50			A_B6300 Travel	30,018	967	17,625	(12,393)
51			A_B6400 Supplies	393,218	113,466	116,955	(276,263)
52			A_B6450 Utilities	-	-	-	-
53			A_B6500 Repairs & Maintenance	-	-	-	-
54			A_B6550 Rentals & Leases	500	-	-	(500)
55			A_B6575 Interest Expense	-	-	-	-
56			A_B6600 Claims & Judgements	-	-	-	-
57			A_B6650 Other Expense	-	2,587	201,947	201,947
58			A_B6700 Subcontracts	30,000	-	-	(30,000)
59			A_B6900 Depreciation & Amortization	-	-	-	-
60			A_B7000 Capital Expense	-	-	-	-
61			A_B7200 Discontinued Operations	-	-	-	-
62			A_B7500 Other Non Operating Expenses	-	1,685	-	-
63			A_B7600 Internal Allocations & Sales	-	1,411	231,000	231,000
64			A_B7700 Funding Tranfers	(643,509)	-	(387,761)	255,748
65			Total_Expenses Expenses	71,593	204,466	344,137	272,543
66			Statement of Activities Net Result	-	204,885	(3,184)	(3,184)


	A	B	C	D	E	F
1						
2	O_17001: College of Health Sciences Deans Office					
3	Board of Trustees Report					
4	O_17001: College of Health Sciences Deans Office					
5				FY18	FY19	
6	Fund Class - Source	Summary Level Natural Accounts	Budget	Actual through March	Budget	Variance FY18 Budget to FY19 Budget
67		A_B4000 Tuition & Educational Fees	-	10,579	18,776	18,776
68		A_B4100 Sales of Goods & Services	-	-	-	-
69		A_B4300 Grants & Contracts	-	-	-	-
70		A_43501 Federal Appropriations	-	-	-	-
71		A_B4400 Other Operating Revenue	-	-	-	-
72		A_B5000 Non Operating Revenues	-	-	-	-
73		A_B5100 Appropriations	-	-	-	-
74		A_B5300 Gifts	-	(28,173)	(598,757)	(598,757)
75		A_B5500 Investment Income	-	-	-	-
76		A_B5600 Other Non Operating Revenues	-	-	-	-
77		Total_Revenue Revenue	-	(17,594)	(579,981)	(579,981)
78		A_B6000 Salaries, Wages & Benefits	-	9,760	31,335	31,335
79		A_B6200 Services & Fees	-	10,875	29,975	29,975
80		A_B6300 Travel	-	9,961	19,900	19,900
81	FC_B30 Restr	A_B6400 Supplies	-	3,381	5,893	5,893
82	Expendable Op	A_B6450 Utilities	-	-	-	-
83		A_B6500 Repairs & Maintenance	-	-	-	-
84		A_B6550 Rentals & Leases	-	68	675	675
85		A_B6575 Interest Expense	-	-	-	-
86		A_B6600 Claims & Judgements	-	-	-	-
87		A_B6650 Other Expense	-	695	132,203	132,203
88		A_B6700 Subcontracts	-	-	-	-
89		A_B6900 Depreciation & Amortization	-	-	-	-
90		A_B7000 Capital Expense	-	366	360,000	360,000
91		A_B7200 Discontinued Operations	-	-	-	-
92		A_B7500 Other Non Operating Expenses	-	-	-	-
93		A_B7600 Internal Allocations & Sales	-	1,607	-	-
94		A_B7700 Funding Tranfers	-	-	-	-
95		Total_Expenses Expenses	-	36,712	579,981	579,981
96		Statement of Activities Net Result	-	19,118	-	-
97		A_B4000 Tuition & Educational Fees	-	-	-	-
98		A_B4100 Sales of Goods & Services	-	-	-	-
99		A_B4300 Grants & Contracts	-	-	-	-
100		A_43501 Federal Appropriations	-	-	-	-
101		A_B4400 Other Operating Revenue	-	-	-	-
102		A_B5000 Non Operating Revenues	-	-	-	-
103		A_B5100 Appropriations	-	-	-	-
104		A_B5300 Gifts	-	-	-	-
105		A_B5500 Investment Income	-	-	-	-
106		A_B5600 Other Non Operating Revenues	-	-	-	-
107		Total_Revenue Revenue	-	-	-	-
108		A_B6000 Salaries, Wages & Benefits	-	-	-	-
109		A_B6200 Services & Fees	-	-	-	-
110		A_B6300 Travel	-	-	-	-
111	FC_B35 Restr	A_B6400 Supplies	-	-	-	-
112	Expendable Non Op	A_B6450 Utilities	-	-	-	-
113		A_B6500 Repairs & Maintenance	-	-	-	-
114		A_B6550 Rentals & Leases	-	-	-	-
115		A_B6575 Interest Expense	-	-	-	-
116		A_B6600 Claims & Judgements	-	-	-	-
117		A_B6650 Other Expense	-	-	-	-
118		A_B6700 Subcontracts	-	-	-	-
119		A_B6900 Depreciation & Amortization	-	-	-	-
120		A_B7000 Capital Expense	-	-	-	-
121		A_B7200 Discontinued Operations	-	-	-	-
122		A_B7500 Other Non Operating Expenses	-	-	-	-
123		A_B7600 Internal Allocations & Sales	-	-	-	-
124		A_B7700 Funding Tranfers	-	-	-	-
125		Total_Expenses Expenses	-	-	-	-
126		Statement of Activities Net Result	-	-	-	-


	A	B	C	D	E	F
1						
2	O_17001: College of Health Sciences Deans Office					
3	Board of Trustees Report					
4	O_17001: College of Health Sciences Deans Office					
5				FY18	FY19	
6	Fund Class - Source	Summary Level Natural Accounts	Budget	Actual through March	Budget	Variance FY18 Budget to FY19 Budget
127		A_B4000 Tuition & Educational Fees	-	-	8,071	8,071
128		A_B4100 Sales of Goods & Services	-	-	-	-
129		A_B4300 Grants & Contracts	-	(271,179)	(341,985)	(341,985)
130		A_43501 Federal Appropriations	-	-	-	-
131		A_B4400 Other Operating Revenue	-	-	-	-
132		A_B5000 Non Operating Revenues	-	-	-	-
133		A_B5100 Appropriations	-	-	-	-
134		A_B5300 Gifts	-	-	-	-
135		A_B5500 Investment Income	-	-	-	-
136		A_B5600 Other Non Operating Revenues	-	-	60,535	60,535
137		Total_Revenue Revenue	-	(271,179)	(273,378)	(273,378)
138		A_B6000 Salaries, Wages & Benefits	-	166,790	(49,578)	(49,578)
139		A_B6200 Services & Fees	-	116,675	18,415	18,415
140		A_B6300 Travel	-	-	16,143	16,143
141	FC_B40 Restr	A_B6400 Supplies	-	74,711	33,419	33,419
142	Grants	A_B6450 Utilities	-	-	-	-
143		A_B6500 Repairs & Maintenance	-	-	-	-
144		A_B6550 Rentals & Leases	-	-	32,004	32,004
145		A_B6575 Interest Expense	-	-	-	-
146		A_B6600 Claims & Judgements	-	-	-	-
147		A_B6650 Other Expense	-	16,100	-	-
148		A_B6700 Subcontracts	-	-	-	-
149		A_B6900 Depreciation & Amortization	-	1,407	-	-
150		A_B7000 Capital Expense	-	-	-	-
151		A_B7200 Discontinued Operations	-	-	-	-
152		A_B7500 Other Non Operating Expenses	-	-	(256)	(256)
153		A_B7600 Internal Allocations & Sales	-	-	-	-
154		A_B7700 Funding Tranfers	-	-	-	-
155		Total_Expenses Expenses	-	375,682	50,146	50,146
156		Statement of Activities Net Result	-	104,503	(223,232)	(223,232)
157		A_B4000 Tuition & Educational Fees	-	-	-	-
158		A_B4100 Sales of Goods & Services	-	-	-	-
159		A_B4300 Grants & Contracts	-	-	-	-
160		A_43501 Federal Appropriations	-	-	-	-
161		A_B4400 Other Operating Revenue	-	-	-	-
162		A_B5000 Non Operating Revenues	-	-	-	-
163		A_B5100 Appropriations	-	-	-	-
164		A_B5300 Gifts	-	-	-	-
165		A_B5500 Investment Income	-	-	-	-
166		A_B5600 Other Non Operating Revenues	-	-	-	-
167		Total_Revenue Revenue	-	-	-	-
168		A_B6000 Salaries, Wages & Benefits	-	-	-	-
169		A_B6200 Services & Fees	-	-	-	-
170		A_B6300 Travel	-	-	-	-
171	FC_B45 Restr	A_B6400 Supplies	-	-	-	-
172	Govt Funds	A_B6450 Utilities	-	-	-	-
173		A_B6500 Repairs & Maintenance	-	-	-	-
174		A_B6550 Rentals & Leases	-	-	-	-
175		A_B6575 Interest Expense	-	-	-	-
176		A_B6600 Claims & Judgements	-	-	-	-
177		A_B6650 Other Expense	-	-	-	-
178		A_B6700 Subcontracts	-	-	-	-
179		A_B6900 Depreciation & Amortization	-	-	-	-
180		A_B7000 Capital Expense	-	-	-	-
181		A_B7200 Discontinued Operations	-	-	-	-
182		A_B7500 Other Non Operating Expenses	-	-	-	-
183		A_B7600 Internal Allocations & Sales	-	-	-	-
184		A_B7700 Funding Tranfers	-	-	-	-
185		Total_Expenses Expenses	-	-	-	-
186		Statement of Activities Net Result	-	-	-	-


	A	B	C	D	E	F	
1							
2	O_17002: Laramie Clinic						
3	Board of Trustees Report						
4	O_17002: Laramie Clinic						
5			FY18		FY19		
6	Fund Class - Source	Summary Level Natural Accounts	Budget	Actual through March	Budget	Variance FY18 Budget to FY19 Budget	
7	FC_105 Unrestricted Operating Class	A_B4000 Tuition & Educational Fees	-	-	-	-	
8		A_B4100 Sales of Goods & Services	-	-	-	-	
9		A_B4300 Grants & Contracts	-	-	-	-	
10		A_43501 Federal Appropriations	-	-	-	-	
11		A_B4400 Other Operating Revenue	-	-	-	-	
12		A_B5000 Non Operating Revenues	-	-	-	-	
13		A_B5100 Appropriations	-	-	-	-	
14		A_B5300 Gifts	-	-	-	-	
15		A_B5500 Investment Income	-	-	-	-	
16		A_B5600 Other Non Operating Revenues	-	-	-	-	
17			Total Revenue Revenue	-	-	-	-
18			A_B6000 Salaries, Wages & Benefits	-	-	-	-
19			A_B6200 Services & Fees	-	2,979	-	-
20			A_B6300 Travel	-	151	-	-
21			A_B6400 Supplies	-	621	-	-
22			A_B6450 Utilities	-	-	-	-
23			A_B6500 Repairs & Maintenance	-	-	-	-
24			A_B6550 Rentals & Leases	-	-	-	-
25			A_B6575 Interest Expense	-	-	-	-
26			A_B6600 Claims & Judgements	-	-	-	-
27			A_B6650 Other Expense	-	-	-	-
28			A_B6700 Subcontracts	-	-	-	-
29			A_B6900 Depreciation & Amortization	-	-	-	-
30			A_B7000 Capital Expense	-	-	-	-
31			A_B7200 Discontinued Operations	-	-	-	-
32			A_B7500 Other Non Operating Expenses	-	-	-	-
33			A_B7600 Internal Allocations & Sales	-	-	-	-
34			A_B7700 Funding Tranfers	-	-	-	-
35			Total Expenses Expenses	-	3,752	-	-
36			Statement of Activities Net Result	-	3,752	-	-
37		FC_B20 Designated Op	A_B4000 Tuition & Educational Fees	-	-	-	-
38			A_B4100 Sales of Goods & Services	-	-	-	-
39			A_B4300 Grants & Contracts	-	-	-	-
40			A_43501 Federal Appropriations	-	-	-	-
41			A_B4400 Other Operating Revenue	-	-	-	-
42			A_B5000 Non Operating Revenues	-	-	-	-
43	A_B5100 Appropriations		-	-	-	-	
44	A_B5300 Gifts		-	-	-	-	
45	A_B5500 Investment Income		-	-	-	-	
46	A_B5600 Other Non Operating Revenues		-	-	-	-	
47			Total Revenue Revenue	-	-	-	-
48			A_B6000 Salaries, Wages & Benefits	-	-	-	-
49			A_B6200 Services & Fees	-	-	-	-
50			A_B6300 Travel	-	-	-	-
51			A_B6400 Supplies	-	-	-	-
52			A_B6450 Utilities	-	-	-	-
53			A_B6500 Repairs & Maintenance	-	-	-	-
54			A_B6550 Rentals & Leases	-	-	-	-
55			A_B6575 Interest Expense	-	-	-	-
56			A_B6600 Claims & Judgements	-	-	-	-
57			A_B6650 Other Expense	-	-	-	-
58			A_B6700 Subcontracts	-	-	-	-
59			A_B6900 Depreciation & Amortization	-	-	-	-
60			A_B7000 Capital Expense	-	-	-	-
61			A_B7200 Discontinued Operations	-	-	-	-
62			A_B7500 Other Non Operating Expenses	-	-	-	-
63			A_B7600 Internal Allocations & Sales	-	-	-	-
64			A_B7700 Funding Tranfers	-	-	-	-
65			Total Expenses Expenses	-	-	-	-
66			Statement of Activities Net Result	-	-	-	-


	A	B	C	D	E	F
1						
2	O_17002: Laramie Clinic					
3	Board of Trustees Report					
4	O_17002: Laramie Clinic					
5			FY18		FY19	
6	Fund Class - Source	Summary Level Natural Accounts	Budget	Actual through March	Budget	Variance FY18 Budget to FY19 Budget
67		A_B4000 Tuition & Educational Fees	-	-	-	-
68		A_B4100 Sales of Goods & Services	-	-	-	-
69		A_B4300 Grants & Contracts	-	-	-	-
70		A_43501 Federal Appropriations	-	-	-	-
71		A_B4400 Other Operating Revenue	-	-	-	-
72		A_B5000 Non Operating Revenues	-	-	-	-
73		A_B5100 Appropriations	-	-	-	-
74		A_B5300 Gifts	-	-	-	-
75		A_B5500 Investment Income	-	-	-	-
76		A_B5600 Other Non Operating Revenues	-	-	-	-
77		Total_Revenue Revenue	-	-	-	-
78		A_B6000 Salaries, Wages & Benefits	-	-	-	-
79		A_B6200 Services & Fees	-	-	-	-
80		A_B6300 Travel	-	-	-	-
81	FC_B30 Restr	A_B6400 Supplies	-	-	-	-
82	Expendable Op	A_B6450 Utilities	-	-	-	-
83		A_B6500 Repairs & Maintenance	-	-	-	-
84		A_B6550 Rentals & Leases	-	-	-	-
85		A_B6575 Interest Expense	-	-	-	-
86		A_B6600 Claims & Judgements	-	-	-	-
87		A_B6650 Other Expense	-	-	-	-
88		A_B6700 Subcontracts	-	-	-	-
89		A_B6900 Depreciation & Amortization	-	-	-	-
90		A_B7000 Capital Expense	-	-	-	-
91		A_B7200 Discontinued Operations	-	-	-	-
92		A_B7500 Other Non Operating Expenses	-	-	-	-
93		A_B7600 Internal Allocations & Sales	-	-	-	-
94		A_B7700 Funding Tranfers	-	-	-	-
95		Total_Expenses Expenses	-	-	-	-
96		Statement of Activities Net Result	-	-	-	-
97		A_B4000 Tuition & Educational Fees	-	-	-	-
98		A_B4100 Sales of Goods & Services	-	-	-	-
99		A_B4300 Grants & Contracts	-	-	-	-
100		A_43501 Federal Appropriations	-	-	-	-
101		A_B4400 Other Operating Revenue	-	-	-	-
102		A_B5000 Non Operating Revenues	-	-	-	-
103		A_B5100 Appropriations	-	-	-	-
104		A_B5300 Gifts	-	-	-	-
105		A_B5500 Investment Income	-	-	-	-
106		A_B5600 Other Non Operating Revenues	-	-	-	-
107		Total_Revenue Revenue	-	-	-	-
108		A_B6000 Salaries, Wages & Benefits	-	-	-	-
109		A_B6200 Services & Fees	-	-	-	-
110		A_B6300 Travel	-	-	-	-
111	FC_B35 Restr	A_B6400 Supplies	-	-	-	-
112	Expendable Non Op	A_B6450 Utilities	-	-	-	-
113		A_B6500 Repairs & Maintenance	-	-	-	-
114		A_B6550 Rentals & Leases	-	-	-	-
115		A_B6575 Interest Expense	-	-	-	-
116		A_B6600 Claims & Judgements	-	-	-	-
117		A_B6650 Other Expense	-	-	-	-
118		A_B6700 Subcontracts	-	-	-	-
119		A_B6900 Depreciation & Amortization	-	-	-	-
120		A_B7000 Capital Expense	-	-	-	-
121		A_B7200 Discontinued Operations	-	-	-	-
122		A_B7500 Other Non Operating Expenses	-	-	-	-
123		A_B7600 Internal Allocations & Sales	-	-	-	-
124		A_B7700 Funding Tranfers	-	-	-	-
125		Total_Expenses Expenses	-	-	-	-
126		Statement of Activities Net Result	-	-	-	-


	A	B	C	D	E	F
1						
2	O_17002: Laramie Clinic					
3	Board of Trustees Report					
4	O_17002: Laramie Clinic					
5			FY18		FY19	
6	Fund Class - Source	Summary Level Natural Accounts	Budget	Actual through March	Budget	Variance FY18 Budget to FY19 Budget
127		A_B4000 Tuition & Educational Fees	-	-	-	-
128		A_B4100 Sales of Goods & Services	-	-	-	-
129		A_B4300 Grants & Contracts	-	-	-	-
130		A_43501 Federal Appropriations	-	-	-	-
131		A_B4400 Other Operating Revenue	-	-	-	-
132		A_B5000 Non Operating Revenues	-	-	-	-
133		A_B5100 Appropriations	-	-	-	-
134		A_B5300 Gifts	-	-	-	-
135		A_B5500 Investment Income	-	-	-	-
136		A_B5600 Other Non Operating Revenues	-	-	-	-
137		Total_Revenue Revenue	-	-	-	-
138		A_B6000 Salaries, Wages & Benefits	-	-	-	-
139		A_B6200 Services & Fees	-	-	-	-
140		A_B6300 Travel	-	-	-	-
141	FC_B40 Restr	A_B6400 Supplies	-	-	-	-
142	Grants	A_B6450 Utilities	-	-	-	-
143		A_B6500 Repairs & Maintenance	-	-	-	-
144		A_B6550 Rentals & Leases	-	-	-	-
145		A_B6575 Interest Expense	-	-	-	-
146		A_B6600 Claims & Judgements	-	-	-	-
147		A_B6650 Other Expense	-	-	-	-
148		A_B6700 Subcontracts	-	-	-	-
149		A_B6900 Depreciation & Amortization	-	-	-	-
150		A_B7000 Capital Expense	-	-	-	-
151		A_B7200 Discontinued Operations	-	-	-	-
152		A_B7500 Other Non Operating Expenses	-	-	-	-
153		A_B7600 Internal Allocations & Sales	-	-	-	-
154		A_B7700 Funding Tranfers	-	-	-	-
155		Total_Expenses Expenses	-	-	-	-
156		Statement of Activities Net Result	-	-	-	-
157		A_B4000 Tuition & Educational Fees	-	-	-	-
158		A_B4100 Sales of Goods & Services	-	-	-	-
159		A_B4300 Grants & Contracts	-	-	-	-
160		A_43501 Federal Appropriations	-	-	-	-
161		A_B4400 Other Operating Revenue	-	-	-	-
162		A_B5000 Non Operating Revenues	-	-	-	-
163		A_B5100 Appropriations	-	-	-	-
164		A_B5300 Gifts	-	-	-	-
165		A_B5500 Investment Income	-	-	-	-
166		A_B5600 Other Non Operating Revenues	-	-	-	-
167		Total_Revenue Revenue	-	-	-	-
168		A_B6000 Salaries, Wages & Benefits	-	-	-	-
169		A_B6200 Services & Fees	-	-	-	-
170		A_B6300 Travel	-	-	-	-
171	FC_B45 Restr	A_B6400 Supplies	-	-	-	-
172	Govt Funds	A_B6450 Utilities	-	-	-	-
173		A_B6500 Repairs & Maintenance	-	-	-	-
174		A_B6550 Rentals & Leases	-	-	-	-
175		A_B6575 Interest Expense	-	-	-	-
176		A_B6600 Claims & Judgements	-	-	-	-
177		A_B6650 Other Expense	-	-	-	-
178		A_B6700 Subcontracts	-	-	-	-
179		A_B6900 Depreciation & Amortization	-	-	-	-
180		A_B7000 Capital Expense	-	-	-	-
181		A_B7200 Discontinued Operations	-	-	-	-
182		A_B7500 Other Non Operating Expenses	-	-	-	-
183		A_B7600 Internal Allocations & Sales	-	-	-	-
184		A_B7700 Funding Tranfers	-	-	-	-
185		Total_Expenses Expenses	-	-	-	-
186		Statement of Activities Net Result	-	-	-	-


	A	B	C	D	E	F	
1							
2	O_17011: Communication Disorders						
3	Board of Trustees Report						
4	O_17011: Communication Disorders						
5			FY18		FY19		
6	Fund Class - Source	Summary Level Natural Accounts	Budget	Actual through March	Budget	Variance FY18 Budget to FY19 Budget	
7	FC_105 Unrestricted Operating Class	A_B4000 Tuition & Educational Fees	(65,290)	(91,080)	(112,125)	(46,835)	
8		A_B4100 Sales of Goods & Services	-	-	-	-	
9		A_B4300 Grants & Contracts	-	-	-	-	
10		A_43501 Federal Appropriations	-	-	-	-	
11		A_B4400 Other Operating Revenue	-	-	-	-	
12		A_B5000 Non Operating Revenues	-	-	-	-	
13		A_B5100 Appropriations	-	-	-	-	
14		A_B5300 Gifts	-	-	-	-	
15		A_B5500 Investment Income	-	-	-	-	
16		A_B5600 Other Non Operating Revenues	-	-	-	-	
17			Total_Revenue Revenue	(65,290)	(91,080)	(112,125)	(46,835)
18			A_B6000 Salaries, Wages & Benefits	1,463,298	874,945	1,538,343	75,045
19			A_B6200 Services & Fees	18,120	83	1,000	(17,120)
20			A_B6300 Travel	13,000	8,233	9,057	(3,943)
21			A_B6400 Supplies	38,000	6,265	39,500	1,500
22			A_B6450 Utilities	-	-	-	-
23			A_B6500 Repairs & Maintenance	-	-	-	-
24			A_B6550 Rentals & Leases	-	-	-	-
25			A_B6575 Interest Expense	-	-	-	-
26			A_B6600 Claims & Judgements	-	-	-	-
27			A_B6650 Other Expense	-	958	3,000	3,000
28			A_B6700 Subcontracts	-	(13)	-	-
29			A_B6900 Depreciation & Amortization	-	-	-	-
30			A_B7000 Capital Expense	-	-	-	-
31			A_B7200 Discontinued Operations	-	-	-	-
32			A_B7500 Other Non Operating Expenses	-	-	-	-
33			A_B7600 Internal Allocations & Sales	(267,455)	82,137	15,038	282,493
34			A_B7700 Funding Trfers	49,435	-	-	(49,435)
35			Total_Expenses Expenses	1,314,398	972,608	1,605,938	291,540
36			Statement of Activities Net Result	1,249,108	881,528	1,493,813	244,705
37		FC_B20 Designated Op	A_B4000 Tuition & Educational Fees	(132,250)	(2,100)	23,320	155,570
38			A_B4100 Sales of Goods & Services	-	(174,420)	(380,000)	(380,000)
39			A_B4300 Grants & Contracts	(1,852)	-	-	1,852
40			A_43501 Federal Appropriations	-	-	-	-
41			A_B4400 Other Operating Revenue	190,000	(6,100)	-	(190,000)
42			A_B5000 Non Operating Revenues	-	-	-	-
43	A_B5100 Appropriations		-	-	-	-	
44	A_B5300 Gifts		-	-	-	-	
45	A_B5500 Investment Income		-	-	-	-	
46	A_B5600 Other Non Operating Revenues		(429,940)	-	-	429,940	
47			Total_Revenue Revenue	(374,042)	(182,620)	(356,680)	17,362
48			A_B6000 Salaries, Wages & Benefits	65,234	-	86,044	20,810
49			A_B6200 Services & Fees	22,500	3,227	12,000	(10,500)
50			A_B6300 Travel	32,000	16,670	51,593	19,593
51			A_B6400 Supplies	26,400	51,028	144,721	118,321
52			A_B6450 Utilities	-	-	-	-
53			A_B6500 Repairs & Maintenance	2,000	26,152	18,000	16,000
54			A_B6550 Rentals & Leases	-	-	500	500
55			A_B6575 Interest Expense	-	-	-	-
56			A_B6600 Claims & Judgements	-	-	-	-
57			A_B6650 Other Expense	13,500	20,852	33,600	20,100
58			A_B6700 Subcontracts	-	955	-	-
59			A_B6900 Depreciation & Amortization	-	-	-	-
60			A_B7000 Capital Expense	-	-	-	-
61			A_B7200 Discontinued Operations	-	-	-	-
62			A_B7500 Other Non Operating Expenses	-	-	-	-
63			A_B7600 Internal Allocations & Sales	-	7,196	9,530	9,530
64			A_B7700 Funding Trfers	212,408	-	-	(212,408)
65			Total_Expenses Expenses	374,042	126,080	355,988	(18,054)
66			Statement of Activities Net Result	-	(56,540)	(692)	(692)


	A	B	C	D	E	F
1						
2	O_17011: Communication Disorders					
3	Board of Trustees Report					
4	O_17011: Communication Disorders					
5				FY18	FY19	
6	Fund Class - Source	Summary Level Natural Accounts	Budget	Actual through March	Budget	Variance FY18 Budget to FY19 Budget
67		A_B4000 Tuition & Educational Fees	-	9,771	-	-
68		A_B4100 Sales of Goods & Services	-	-	-	-
69		A_B4300 Grants & Contracts	-	-	-	-
70		A_43501 Federal Appropriations	-	-	-	-
71		A_B4400 Other Operating Revenue	-	-	-	-
72		A_B5000 Non Operating Revenues	-	-	-	-
73		A_B5100 Appropriations	-	-	-	-
74		A_B5300 Gifts	-	(10,011)	(68,150)	(68,150)
75		A_B5500 Investment Income	-	-	-	-
76		A_B5600 Other Non Operating Revenues	-	-	-	-
77		Total_Revenue Revenue	-	(240)	(68,150)	(68,150)
78		A_B6000 Salaries, Wages & Benefits	-	-	-	-
79		A_B6200 Services & Fees	-	576	27,150	27,150
80		A_B6300 Travel	-	-	16,500	16,500
81	FC_B30 Restr Expendable Op	A_B6400 Supplies	-	636	-	-
82		A_B6450 Utilities	-	-	-	-
83		A_B6500 Repairs & Maintenance	-	-	-	-
84		A_B6550 Rentals & Leases	-	-	-	-
85		A_B6575 Interest Expense	-	-	-	-
86		A_B6600 Claims & Judgements	-	-	-	-
87		A_B6650 Other Expense	-	240	24,500	24,500
88		A_B6700 Subcontracts	-	-	-	-
89		A_B6900 Depreciation & Amortization	-	-	-	-
90		A_B7000 Capital Expense	-	-	-	-
91		A_B7200 Discontinued Operations	-	-	-	-
92		A_B7500 Other Non Operating Expenses	-	-	-	-
93		A_B7600 Internal Allocations & Sales	-	-	-	-
94		A_B7700 Funding Tranfers	-	-	-	-
95			Total_Expenses Expenses	-	1,452	68,150
96		Statement of Activities Net Result	-	1,212	-	-
97		A_B4000 Tuition & Educational Fees	-	-	-	-
98		A_B4100 Sales of Goods & Services	-	-	-	-
99		A_B4300 Grants & Contracts	-	-	-	-
100		A_43501 Federal Appropriations	-	-	-	-
101		A_B4400 Other Operating Revenue	-	-	-	-
102		A_B5000 Non Operating Revenues	-	-	-	-
103		A_B5100 Appropriations	-	-	-	-
104		A_B5300 Gifts	-	-	-	-
105		A_B5500 Investment Income	-	-	-	-
106		A_B5600 Other Non Operating Revenues	-	-	-	-
107		Total_Revenue Revenue	-	-	-	-
108		A_B6000 Salaries, Wages & Benefits	-	-	-	-
109		A_B6200 Services & Fees	-	-	-	-
110		A_B6300 Travel	-	-	-	-
111	FC_B35 Restr Expendable Non Op	A_B6400 Supplies	-	-	-	-
112		A_B6450 Utilities	-	-	-	-
113		A_B6500 Repairs & Maintenance	-	-	-	-
114		A_B6550 Rentals & Leases	-	-	-	-
115		A_B6575 Interest Expense	-	-	-	-
116		A_B6600 Claims & Judgements	-	-	-	-
117		A_B6650 Other Expense	-	-	-	-
118		A_B6700 Subcontracts	-	-	-	-
119		A_B6900 Depreciation & Amortization	-	-	-	-
120		A_B7000 Capital Expense	-	-	-	-
121		A_B7200 Discontinued Operations	-	-	-	-
122		A_B7500 Other Non Operating Expenses	-	-	-	-
123		A_B7600 Internal Allocations & Sales	-	-	-	-
124		A_B7700 Funding Tranfers	-	-	-	-
125			Total_Expenses Expenses	-	-	-
126		Statement of Activities Net Result	-	-	-	-


	A	B	C	D	E	F
1						
2	O_17011: Communication Disorders					
3	Board of Trustees Report					
4	O_17011: Communication Disorders					
5				FY18	FY19	
6	Fund Class - Source	Summary Level Natural Accounts	Budget	Actual through March	Budget	Variance FY18 Budget to FY19 Budget
127		A_B4000 Tuition & Educational Fees	-	-	-	-
128		A_B4100 Sales of Goods & Services	-	-	-	-
129		A_B4300 Grants & Contracts	-	(61,837)	(72,804)	(72,804)
130		A_43501 Federal Appropriations	-	-	-	-
131		A_B4400 Other Operating Revenue	-	-	-	-
132		A_B5000 Non Operating Revenues	-	-	-	-
133		A_B5100 Appropriations	-	-	-	-
134		A_B5300 Gifts	-	-	-	-
135		A_B5500 Investment Income	-	-	-	-
136		A_B5600 Other Non Operating Revenues	-	(2,587)	6,315	6,315
137		Total_Revenue Revenue	-	(64,424)	(66,489)	(66,489)
138		A_B6000 Salaries, Wages & Benefits	-	10,254	28,924	28,924
139		A_B6200 Services & Fees	-	-	24,588	24,588
140		A_B6300 Travel	-	-	3,391	3,391
141	FC_B40 Restr	A_B6400 Supplies	-	10,082	6,503	6,503
142	Grants	A_B6450 Utilities	-	-	-	-
143		A_B6500 Repairs & Maintenance	-	-	-	-
144		A_B6550 Rentals & Leases	-	-	-	-
145		A_B6575 Interest Expense	-	-	-	-
146		A_B6600 Claims & Judgements	-	-	-	-
147		A_B6650 Other Expense	-	2,837	-	-
148		A_B6700 Subcontracts	-	-	333	333
149		A_B6900 Depreciation & Amortization	-	-	-	-
150		A_B7000 Capital Expense	-	-	-	-
151		A_B7200 Discontinued Operations	-	-	-	-
152		A_B7500 Other Non Operating Expenses	-	-	2,750	2,750
153		A_B7600 Internal Allocations & Sales	-	-	-	-
154		A_B7700 Funding Tranfers	-	-	-	-
155		Total_Expenses Expenses	-	23,174	66,489	66,489
156		Statement of Activities Net Result	-	(41,250)	0	0
157		A_B4000 Tuition & Educational Fees	-	-	-	-
158		A_B4100 Sales of Goods & Services	-	-	-	-
159		A_B4300 Grants & Contracts	-	-	-	-
160		A_43501 Federal Appropriations	-	-	-	-
161		A_B4400 Other Operating Revenue	-	-	-	-
162		A_B5000 Non Operating Revenues	-	-	-	-
163		A_B5100 Appropriations	-	-	-	-
164		A_B5300 Gifts	-	-	-	-
165		A_B5500 Investment Income	-	-	-	-
166		A_B5600 Other Non Operating Revenues	-	-	-	-
167		Total_Revenue Revenue	-	-	-	-
168		A_B6000 Salaries, Wages & Benefits	-	-	-	-
169		A_B6200 Services & Fees	-	-	-	-
170		A_B6300 Travel	-	-	-	-
171	FC_B45 Restr	A_B6400 Supplies	-	-	-	-
172	Govt Funds	A_B6450 Utilities	-	-	-	-
173		A_B6500 Repairs & Maintenance	-	-	-	-
174		A_B6550 Rentals & Leases	-	-	-	-
175		A_B6575 Interest Expense	-	-	-	-
176		A_B6600 Claims & Judgements	-	-	-	-
177		A_B6650 Other Expense	-	-	-	-
178		A_B6700 Subcontracts	-	-	-	-
179		A_B6900 Depreciation & Amortization	-	-	-	-
180		A_B7000 Capital Expense	-	-	-	-
181		A_B7200 Discontinued Operations	-	-	-	-
182		A_B7500 Other Non Operating Expenses	-	-	-	-
183		A_B7600 Internal Allocations & Sales	-	-	-	-
184		A_B7700 Funding Tranfers	-	-	-	-
185		Total_Expenses Expenses	-	-	-	-
186		Statement of Activities Net Result	-	-	-	-


	A	B	C	D	E	F	
1							
2	O_17012: Kinesiology & Health						
3	Board of Trustees Report						
4	O_17012: Kinesiology & Health						
5			FY18		FY19		
6	Fund Class - Source	Summary Level Natural Accounts	Budget	Actual through March	Budget	Variance FY18 Budget to FY19 Budget	
7	FC_105 Unrestricted Operating Class	A_B4000 Tuition & Educational Fees	(246,700)	(2,320)	18,200	264,900	
8		A_B4100 Sales of Goods & Services	-	(6,043)	(6,000)	(6,000)	
9		A_B4300 Grants & Contracts	-	-	-	-	
10		A_43501 Federal Appropriations	-	-	-	-	
11		A_B4400 Other Operating Revenue	-	-	-	-	
12		A_B5000 Non Operating Revenues	-	-	-	-	
13		A_B5100 Appropriations	-	-	-	-	
14		A_B5300 Gifts	-	-	-	-	
15		A_B5500 Investment Income	-	-	-	-	
16		A_B5600 Other Non Operating Revenues	-	-	-	-	
17			Total_Revenue Revenue	(246,700)	(8,363)	12,200	258,900
18			A_B6000 Salaries, Wages & Benefits	1,508,341	1,038,569	1,556,826	48,484
19			A_B6200 Services & Fees	41,400	29,226	16,750	(24,650)
20			A_B6300 Travel	40,500	15,825	49,000	8,500
21			A_B6400 Supplies	64,545	17,941	61,020	(3,525)
22			A_B6450 Utilities	-	548	1,100	1,100
23			A_B6500 Repairs & Maintenance	2,300	905	2,000	(300)
24			A_B6550 Rentals & Leases	1,134	-	-	(1,134)
25			A_B6575 Interest Expense	-	-	-	-
26			A_B6600 Claims & Judgements	-	-	-	-
27			A_B6650 Other Expense	25,000	10,558	20,000	(5,000)
28			A_B6700 Subcontracts	-	-	-	-
29			A_B6900 Depreciation & Amortization	-	-	-	-
30			A_B7000 Capital Expense	-	-	-	-
31			A_B7200 Discontinued Operations	-	-	-	-
32			A_B7500 Other Non Operating Expenses	-	(4,020)	-	-
33			A_B7600 Internal Allocations & Sales	(84,600)	9,802	17,703	102,303
34			A_B7700 Funding Tranfers	105,326	-	-	(105,326)
35			Total_Expenses Expenses	1,703,946	1,119,355	1,724,399	20,453
36			Statement of Activities Net Result	1,457,246	1,110,992	1,736,599	279,353
37		FC_B20 Designated Op	A_B4000 Tuition & Educational Fees	-	(6,030)	-	-
38			A_B4100 Sales of Goods & Services	(10,200)	(7,768)	-	10,200
39			A_B4300 Grants & Contracts	(19,951)	(24,997)	-	19,951
40			A_43501 Federal Appropriations	-	-	-	-
41			A_B4400 Other Operating Revenue	-	-	-	-
42			A_B5000 Non Operating Revenues	-	-	-	-
43	A_B5100 Appropriations		-	-	-	-	
44	A_B5300 Gifts		-	-	-	-	
45	A_B5500 Investment Income		-	-	-	-	
46	A_B5600 Other Non Operating Revenues		-	-	-	-	
47			Total_Revenue Revenue	(30,151)	(38,795)	-	30,151
48			A_B6000 Salaries, Wages & Benefits	-	2,104	23,800	23,800
49			A_B6200 Services & Fees	9,400	1,880	-	(9,400)
50			A_B6300 Travel	11,400	11,235	3,500	(7,900)
51			A_B6400 Supplies	12,700	5,631	82,208	69,508
52			A_B6450 Utilities	-	-	-	-
53			A_B6500 Repairs & Maintenance	-	-	-	-
54			A_B6550 Rentals & Leases	-	750	-	-
55			A_B6575 Interest Expense	-	-	-	-
56			A_B6600 Claims & Judgements	-	-	-	-
57			A_B6650 Other Expense	500	5,409	2,000	1,500
58			A_B6700 Subcontracts	-	-	-	-
59			A_B6900 Depreciation & Amortization	-	-	-	-
60			A_B7000 Capital Expense	-	-	-	-
61			A_B7200 Discontinued Operations	-	-	-	-
62			A_B7500 Other Non Operating Expenses	-	-	-	-
63			A_B7600 Internal Allocations & Sales	-	(1,600)	(75,000)	(75,000)
64			A_B7700 Funding Tranfers	(3,849)	-	(41,111)	(37,262)
65			Total_Expenses Expenses	30,151	25,409	(4,603)	(34,754)
66			Statement of Activities Net Result	-	(13,386)	(4,603)	(4,603)


	A	B	C	D	E	F
1						
2	O_17012: Kinesiology & Health					
3	Board of Trustees Report					
4	O_17012: Kinesiology & Health					
5				FY18	FY19	
6	Fund Class - Source	Summary Level Natural Accounts	Budget	Actual through March	Budget	Variance FY18 Budget to FY19 Budget
67		A_B4000 Tuition & Educational Fees	-	1,000	3,000	3,000
68		A_B4100 Sales of Goods & Services	-	-	-	-
69		A_B4300 Grants & Contracts	-	-	-	-
70		A_43501 Federal Appropriations	-	-	-	-
71		A_B4400 Other Operating Revenue	-	-	-	-
72		A_B5000 Non Operating Revenues	-	-	-	-
73		A_B5100 Appropriations	-	(54,651)	-	-
74		A_B5300 Gifts	-	(1,345)	(123,109)	(123,109)
75		A_B5500 Investment Income	-	-	-	-
76		A_B5600 Other Non Operating Revenues	-	-	-	-
77		Total Revenue Revenue	-	(54,996)	(120,109)	(120,109)
78		A_B6000 Salaries, Wages & Benefits	-	86,673	115,564	115,564
79		A_B6200 Services & Fees	-	674	1,000	1,000
80		A_B6300 Travel	-	2,607	345	345
81	FC_B30 Restr	A_B6400 Supplies	-	100	3,000	3,000
82	Expendable Op	A_B6450 Utilities	-	-	-	-
83		A_B6500 Repairs & Maintenance	-	-	-	-
84		A_B6550 Rentals & Leases	-	-	-	-
85		A_B6575 Interest Expense	-	-	-	-
86		A_B6600 Claims & Judgements	-	-	-	-
87		A_B6650 Other Expense	-	-	200	200
88		A_B6700 Subcontracts	-	-	-	-
89		A_B6900 Depreciation & Amortization	-	-	-	-
90		A_B7000 Capital Expense	-	-	-	-
91		A_B7200 Discontinued Operations	-	-	-	-
92		A_B7500 Other Non Operating Expenses	-	-	-	-
93		A_B7600 Internal Allocations & Sales	-	-	-	-
94		A_B7700 Funding Tranfers	-	-	-	-
95		Total Expenses Expenses	-	90,054	120,109	120,109
96		Statement of Activities Net Result	-	35,059	-	-
97		A_B4000 Tuition & Educational Fees	-	-	-	-
98		A_B4100 Sales of Goods & Services	-	-	-	-
99		A_B4300 Grants & Contracts	-	-	-	-
100		A_43501 Federal Appropriations	-	-	-	-
101		A_B4400 Other Operating Revenue	-	-	-	-
102		A_B5000 Non Operating Revenues	-	-	-	-
103		A_B5100 Appropriations	-	-	-	-
104		A_B5300 Gifts	-	-	-	-
105		A_B5500 Investment Income	-	-	-	-
106		A_B5600 Other Non Operating Revenues	-	-	-	-
107		Total Revenue Revenue	-	-	-	-
108		A_B6000 Salaries, Wages & Benefits	-	-	-	-
109		A_B6200 Services & Fees	-	-	-	-
110		A_B6300 Travel	-	-	-	-
111	FC_B35 Restr	A_B6400 Supplies	-	-	-	-
112	Expendable Non Op	A_B6450 Utilities	-	-	-	-
113		A_B6500 Repairs & Maintenance	-	-	-	-
114		A_B6550 Rentals & Leases	-	-	-	-
115		A_B6575 Interest Expense	-	-	-	-
116		A_B6600 Claims & Judgements	-	-	-	-
117		A_B6650 Other Expense	-	-	-	-
118		A_B6700 Subcontracts	-	-	-	-
119		A_B6900 Depreciation & Amortization	-	-	-	-
120		A_B7000 Capital Expense	-	-	-	-
121		A_B7200 Discontinued Operations	-	-	-	-
122		A_B7500 Other Non Operating Expenses	-	-	-	-
123		A_B7600 Internal Allocations & Sales	-	-	-	-
124		A_B7700 Funding Tranfers	-	-	-	-
125		Total Expenses Expenses	-	-	-	-
126		Statement of Activities Net Result	-	-	-	-


	A	B	C	D	E	F	
1							
2	O_17012: Kinesiology & Health						
3	Board of Trustees Report						
4	O_17012: Kinesiology & Health						
5				FY18	FY19		
6	Fund Class - Source	Summary Level Natural Accounts	Budget	Actual through March	Budget	Variance FY18 Budget to FY19 Budget	
127	FC_B40 Restr Grants	A_B4000 Tuition & Educational Fees	-	-	34,583	34,583	
128		A_B4100 Sales of Goods & Services	-	-	-	-	
129		A_B4300 Grants & Contracts	-	(917,100)	(2,350,280)	(2,350,280)	
130		A_43501 Federal Appropriations	-	-	-	-	
131		A_B4400 Other Operating Revenue	-	-	-	-	
132		A_B5000 Non Operating Revenues	-	-	-	-	
133		A_B5100 Appropriations	-	-	-	-	
134		A_B5300 Gifts	-	-	-	-	
135		A_B5500 Investment Income	-	-	-	-	
136		A_B5600 Other Non Operating Revenues	-	(113,383)	396,016	396,016	
137		Total_Revenue Revenue	-	(1,030,482)	(1,919,681)	(1,919,681)	
138		A_B6000 Salaries, Wages & Benefits	-	151,878	746,802	746,802	
139		A_B6200 Services & Fees	-	146,672	286,662	286,662	
140		A_B6300 Travel	-	23,885	334,934	334,934	
141		A_B6400 Supplies	-	22,756	168,855	168,855	
142		A_B6450 Utilities	-	-	-	-	
143		A_B6500 Repairs & Maintenance	-	-	-	-	
144		A_B6550 Rentals & Leases	-	-	107,887	107,887	
145		A_B6575 Interest Expense	-	-	-	-	
146		A_B6600 Claims & Judgements	-	-	-	-	
147		A_B6650 Other Expense	-	118,438	10,105	10,105	
148		A_B6700 Subcontracts	-	215,533	-	-	
149		A_B6900 Depreciation & Amortization	-	-	-	-	
150		A_B7000 Capital Expense	-	-	-	-	
151		A_B7200 Discontinued Operations	-	-	-	-	
152		A_B7500 Other Non Operating Expenses	-	-	46,271	46,271	
153		A_B7600 Internal Allocations & Sales	-	-	-	-	
154		A_B7700 Funding Tranfers	-	-	-	-	
155		Total_Expenses Expenses	-	679,163	1,701,516	1,701,516	
156		Statement of Activities Net Result	-	(351,320)	(218,165)	(218,165)	
157		FC_B45 Restr Govt Funds	A_B4000 Tuition & Educational Fees	-	-	-	-
158			A_B4100 Sales of Goods & Services	-	-	-	-
159			A_B4300 Grants & Contracts	-	-	-	-
160	A_43501 Federal Appropriations		-	-	-	-	
161	A_B4400 Other Operating Revenue		-	-	-	-	
162	A_B5000 Non Operating Revenues		-	-	-	-	
163	A_B5100 Appropriations		-	-	-	-	
164	A_B5300 Gifts		-	-	-	-	
165	A_B5500 Investment Income		-	-	-	-	
166	A_B5600 Other Non Operating Revenues		-	-	-	-	
167	Total_Revenue Revenue		-	-	-	-	
168	A_B6000 Salaries, Wages & Benefits		-	-	-	-	
169	A_B6200 Services & Fees		-	-	-	-	
170	A_B6300 Travel		-	-	-	-	
171	A_B6400 Supplies		-	-	-	-	
172	A_B6450 Utilities		-	-	-	-	
173	A_B6500 Repairs & Maintenance		-	-	-	-	
174	A_B6550 Rentals & Leases		-	-	-	-	
175	A_B6575 Interest Expense		-	-	-	-	
176	A_B6600 Claims & Judgements		-	-	-	-	
177	A_B6650 Other Expense		-	-	-	-	
178	A_B6700 Subcontracts		-	-	-	-	
179	A_B6900 Depreciation & Amortization		-	-	-	-	
180	A_B7000 Capital Expense		-	-	-	-	
181	A_B7200 Discontinued Operations		-	-	-	-	
182	A_B7500 Other Non Operating Expenses		-	-	-	-	
183	A_B7600 Internal Allocations & Sales		-	-	-	-	
184	A_B7700 Funding Tranfers		-	-	-	-	
185	Total_Expenses Expenses		-	-	-	-	
186	Statement of Activities Net Result		-	-	-	-	


	A	B	C	D	E	F	
1							
2	O_17013: School of Nursing						
3	Board of Trustees Report						
4	O_17013: School of Nursing						
5			FY18		FY19		
6	Fund Class - Source	Summary Level Natural Accounts	Budget	Actual through March	Budget	Variance FY18 Budget to FY19 Budget	
7	FC_105 Unrestricted Operating Class	A_B4000 Tuition & Educational Fees	(1,004,364)	(159,570)	(735,479)	268,885	
8		A_B4100 Sales of Goods & Services	-	-	-	-	
9		A_B4300 Grants & Contracts	-	-	-	-	
10		A_43501 Federal Appropriations	-	-	-	-	
11		A_B4400 Other Operating Revenue	-	(3,920)	-	-	
12		A_B5000 Non Operating Revenues	-	-	-	-	
13		A_B5100 Appropriations	-	-	-	-	
14		A_B5300 Gifts	-	-	-	-	
15		A_B5500 Investment Income	-	-	-	-	
16		A_B5600 Other Non Operating Revenues	-	-	-	-	
17			Total_Revenue Revenue	(1,004,364)	(163,490)	(735,479)	268,885
18			A_B6000 Salaries, Wages & Benefits	3,339,825	2,257,985	3,302,061	(37,764)
19			A_B6200 Services & Fees	106,961	26,797	51,910	(55,051)
20			A_B6300 Travel	67,398	35,705	53,010	(14,388)
21			A_B6400 Supplies	119,108	52,661	85,610	(33,498)
22			A_B6450 Utilities	-	-	-	-
23			A_B6500 Repairs & Maintenance	-	37	-	-
24			A_B6550 Rentals & Leases	-	300	-	-
25			A_B6575 Interest Expense	-	-	-	-
26			A_B6600 Claims & Judgements	-	-	-	-
27			A_B6650 Other Expense	53,191	49,430	29,270	(23,921)
28			A_B6700 Subcontracts	-	-	-	-
29			A_B6900 Depreciation & Amortization	-	-	-	-
30			A_B7000 Capital Expense	-	-	-	-
31			A_B7200 Discontinued Operations	-	-	-	-
32			A_B7500 Other Non Operating Expenses	-	-	-	-
33			A_B7600 Internal Allocations & Sales	(101,520)	31,450	22,028	123,548
34			A_B7700 Funding Trfers	(433,914)	-	-	433,914
35			Total_Expenses Expenses	3,151,049	2,454,363	3,543,889	392,840
36			Statement of Activities Net Result	2,146,685	2,290,873	2,808,410	661,725
37		FC_B20 Designated Op	A_B4000 Tuition & Educational Fees	-	-	-	-
38			A_B4100 Sales of Goods & Services	-	-	-	-
39			A_B4300 Grants & Contracts	-	-	-	-
40			A_43501 Federal Appropriations	-	-	-	-
41			A_B4400 Other Operating Revenue	-	-	-	-
42			A_B5000 Non Operating Revenues	-	-	-	-
43	A_B5100 Appropriations		-	-	-	-	
44	A_B5300 Gifts		-	-	-	-	
45	A_B5500 Investment Income		-	-	-	-	
46	A_B5600 Other Non Operating Revenues		-	-	-	-	
47			Total_Revenue Revenue	-	-	-	-
48			A_B6000 Salaries, Wages & Benefits	-	-	-	-
49			A_B6200 Services & Fees	-	-	25,000	25,000
50			A_B6300 Travel	-	-	13,711	13,711
51			A_B6400 Supplies	-	-	-	-
52			A_B6450 Utilities	-	-	-	-
53			A_B6500 Repairs & Maintenance	-	-	-	-
54			A_B6550 Rentals & Leases	-	-	-	-
55			A_B6575 Interest Expense	-	-	-	-
56			A_B6600 Claims & Judgements	-	-	-	-
57			A_B6650 Other Expense	-	-	-	-
58			A_B6700 Subcontracts	-	-	-	-
59			A_B6900 Depreciation & Amortization	-	-	-	-
60			A_B7000 Capital Expense	-	-	-	-
61			A_B7200 Discontinued Operations	-	-	-	-
62			A_B7500 Other Non Operating Expenses	-	-	-	-
63			A_B7600 Internal Allocations & Sales	-	219	-	-
64			A_B7700 Funding Trfers	-	-	(38,711)	(38,711)
65			Total_Expenses Expenses	-	219	0	0
66			Statement of Activities Net Result	-	219	0	0


	A	B	C	D	E	F
1						
2	O_17013: School of Nursing					
3	Board of Trustees Report					
4	O_17013: School of Nursing					
5				FY18	FY19	
6	Fund Class - Source	Summary Level Natural Accounts	Budget	Actual through March	Budget	Variance FY18 Budget to FY19 Budget
67		A_B4000 Tuition & Educational Fees	-	28,000	28,400	28,400
68		A_B4100 Sales of Goods & Services	-	-	-	-
69		A_B4300 Grants & Contracts	-	-	-	-
70		A_43501 Federal Appropriations	-	-	-	-
71		A_B4400 Other Operating Revenue	-	-	-	-
72		A_B5000 Non Operating Revenues	-	-	-	-
73		A_B5100 Appropriations	-	(119,184)	-	-
74		A_B5300 Gifts	-	(147,013)	(417,094)	(417,094)
75		A_B5500 Investment Income	-	-	-	-
76		A_B5600 Other Non Operating Revenues	-	-	-	-
77		Total_Revenue Revenue	-	(238,197)	(388,694)	(388,694)
78		A_B6000 Salaries, Wages & Benefits	-	233,595	305,945	305,945
79		A_B6200 Services & Fees	-	5,130	41,619	41,619
80		A_B6300 Travel	-	14,178	27,672	27,672
81	FC_B30 Restr	A_B6400 Supplies	-	6,272	13,458	13,458
82	Expendable Op	A_B6450 Utilities	-	-	-	-
83		A_B6500 Repairs & Maintenance	-	-	-	-
84		A_B6550 Rentals & Leases	-	-	-	-
85		A_B6575 Interest Expense	-	-	-	-
86		A_B6600 Claims & Judgements	-	-	-	-
87		A_B6650 Other Expense	-	5,941	-	-
88		A_B6700 Subcontracts	-	-	-	-
89		A_B6900 Depreciation & Amortization	-	-	-	-
90		A_B7000 Capital Expense	-	-	-	-
91		A_B7200 Discontinued Operations	-	-	-	-
92		A_B7500 Other Non Operating Expenses	-	-	-	-
93		A_B7600 Internal Allocations & Sales	-	3,575	-	-
94		A_B7700 Funding Tranfers	-	-	-	-
95		Total_Expenses Expenses	-	268,691	388,694	388,694
96		Statement of Activities Net Result	-	30,494	-	-
97		A_B4000 Tuition & Educational Fees	-	-	-	-
98		A_B4100 Sales of Goods & Services	-	-	-	-
99		A_B4300 Grants & Contracts	-	-	-	-
100		A_43501 Federal Appropriations	-	-	-	-
101		A_B4400 Other Operating Revenue	-	-	-	-
102		A_B5000 Non Operating Revenues	-	-	-	-
103		A_B5100 Appropriations	-	-	-	-
104		A_B5300 Gifts	-	-	-	-
105		A_B5500 Investment Income	-	-	-	-
106		A_B5600 Other Non Operating Revenues	-	-	-	-
107		Total_Revenue Revenue	-	-	-	-
108		A_B6000 Salaries, Wages & Benefits	-	-	-	-
109		A_B6200 Services & Fees	-	-	-	-
110		A_B6300 Travel	-	-	-	-
111	FC_B35 Restr	A_B6400 Supplies	-	-	-	-
112	Expendable Non Op	A_B6450 Utilities	-	-	-	-
113		A_B6500 Repairs & Maintenance	-	-	-	-
114		A_B6550 Rentals & Leases	-	-	-	-
115		A_B6575 Interest Expense	-	-	-	-
116		A_B6600 Claims & Judgements	-	-	-	-
117		A_B6650 Other Expense	-	-	-	-
118		A_B6700 Subcontracts	-	-	-	-
119		A_B6900 Depreciation & Amortization	-	-	-	-
120		A_B7000 Capital Expense	-	-	-	-
121		A_B7200 Discontinued Operations	-	-	-	-
122		A_B7500 Other Non Operating Expenses	-	-	-	-
123		A_B7600 Internal Allocations & Sales	-	-	-	-
124		A_B7700 Funding Tranfers	-	-	-	-
125		Total_Expenses Expenses	-	-	-	-
126		Statement of Activities Net Result	-	-	-	-


	A	B	C	D	E	F	
1							
2	O_17013: School of Nursing						
3	Board of Trustees Report						
4	O_17013: School of Nursing						
5				FY18	FY19		
6	Fund Class - Source	Summary Level Natural Accounts	Budget	Actual through March	Budget	Variance FY18 Budget to FY19 Budget	
127	FC_B40 Restr Grants	A_B4000 Tuition & Educational Fees	-	-	(17,923)	(17,923)	
128		A_B4100 Sales of Goods & Services	-	-	-	-	
129		A_B4300 Grants & Contracts	-	(236,045)	(426,129)	(426,129)	
130		A_43501 Federal Appropriations	-	-	-	-	
131		A_B4400 Other Operating Revenue	-	-	-	-	
132		A_B5000 Non Operating Revenues	-	-	-	-	
133		A_B5100 Appropriations	-	-	-	-	
134		A_B5300 Gifts	-	-	-	-	
135		A_B5500 Investment Income	-	-	-	-	
136		A_B5600 Other Non Operating Revenues	-	(54,566)	110,738	110,738	
137		Total_Revenue Revenue	-	(290,611)	(333,314)	(333,314)	
138		A_B6000 Salaries, Wages & Benefits	-	124,591	277,819	277,819	
139		A_B6200 Services & Fees	-	26,016	35,043	35,043	
140		A_B6300 Travel	-	2,959	6,601	6,601	
141		A_B6400 Supplies	-	4,067	16,132	16,132	
142		A_B6450 Utilities	-	-	-	-	
143		A_B6500 Repairs & Maintenance	-	-	-	-	
144		A_B6550 Rentals & Leases	-	-	2,258	2,258	
145		A_B6575 Interest Expense	-	-	-	-	
146		A_B6600 Claims & Judgements	-	-	-	-	
147		A_B6650 Other Expense	-	55,211	2,855	2,855	
148		A_B6700 Subcontracts	-	100	-	-	
149		A_B6900 Depreciation & Amortization	-	-	-	-	
150		A_B7000 Capital Expense	-	-	-	-	
151		A_B7200 Discontinued Operations	-	-	-	-	
152		A_B7500 Other Non Operating Expenses	-	-	5,292	5,292	
153		A_B7600 Internal Allocations & Sales	-	-	-	-	
154		A_B7700 Funding Tranfers	-	-	-	-	
155		Total_Expenses Expenses	-	212,943	346,000	346,000	
156		Statement of Activities Net Result	-	(77,669)	12,686	12,686	
157		FC_B45 Restr Govt Funds	A_B4000 Tuition & Educational Fees	-	-	-	-
158			A_B4100 Sales of Goods & Services	-	-	-	-
159	A_B4300 Grants & Contracts		-	-	-	-	
160	A_43501 Federal Appropriations		-	-	-	-	
161	A_B4400 Other Operating Revenue		-	-	-	-	
162	A_B5000 Non Operating Revenues		-	-	-	-	
163	A_B5100 Appropriations		-	-	-	-	
164	A_B5300 Gifts		-	-	-	-	
165	A_B5500 Investment Income		-	-	-	-	
166	A_B5600 Other Non Operating Revenues		-	-	-	-	
167	Total_Revenue Revenue		-	-	-	-	
168	A_B6000 Salaries, Wages & Benefits		-	-	-	-	
169	A_B6200 Services & Fees		-	-	-	-	
170	A_B6300 Travel		-	-	-	-	
171	A_B6400 Supplies		-	-	-	-	
172	A_B6450 Utilities		-	-	-	-	
173	A_B6500 Repairs & Maintenance		-	-	-	-	
174	A_B6550 Rentals & Leases		-	-	-	-	
175	A_B6575 Interest Expense		-	-	-	-	
176	A_B6600 Claims & Judgements		-	-	-	-	
177	A_B6650 Other Expense		-	-	-	-	
178	A_B6700 Subcontracts		-	-	-	-	
179	A_B6900 Depreciation & Amortization		-	-	-	-	
180	A_B7000 Capital Expense		-	-	-	-	
181	A_B7200 Discontinued Operations		-	-	-	-	
182	A_B7500 Other Non Operating Expenses		-	-	-	-	
183	A_B7600 Internal Allocations & Sales		-	-	-	-	
184	A_B7700 Funding Tranfers		-	-	-	-	
185	Total_Expenses Expenses		-	-	-	-	
186	Statement of Activities Net Result		-	-	-	-	


	A	B	C	D	E	F	
1							
2	O_17014: School of Pharmacy						
3	Board of Trustees Report						
4	O_17014: School of Pharmacy						
5			FY18		FY19		
6	Fund Class - Source	Summary Level Natural Accounts	Budget	Actual through March	Budget	Variance FY18 Budget to FY19 Budget	
7	FC_105 Unrestricted Operating Class	A_B4000 Tuition & Educational Fees	(1,443,863)	(1,157,107)	(1,180,036)	263,827	
8		A_B4100 Sales of Goods & Services	225	331,867	439,305	439,080	
9		A_B4300 Grants & Contracts	(5,000)	-	-	5,000	
10		A_43501 Federal Appropriations	-	-	-	-	
11		A_B4400 Other Operating Revenue	(976,689)	(523,163)	(526,778)	449,911	
12		A_B5000 Non Operating Revenues	-	-	-	-	
13		A_B5100 Appropriations	-	-	-	-	
14		A_B5300 Gifts	-	-	-	-	
15		A_B5500 Investment Income	-	-	-	-	
16		A_B5600 Other Non Operating Revenues	-	-	-	-	
17			Total_Revenue Revenue	(2,425,327)	(1,348,403)	(1,267,509)	1,157,818
18			A_B6000 Salaries, Wages & Benefits	5,026,483	3,722,815	5,438,324	411,841
19			A_B6200 Services & Fees	126,000	81,411	123,959	(2,041)
20			A_B6300 Travel	127,400	74,836	142,774	15,374
21			A_B6400 Supplies	832,184	141,006	427,551	(404,633)
22			A_B6450 Utilities	500	225	21,028	20,528
23			A_B6500 Repairs & Maintenance	-	3,157	44,812	44,812
24			A_B6550 Rentals & Leases	1,954	6,859	12,521	10,567
25			A_B6575 Interest Expense	-	-	-	-
26			A_B6600 Claims & Judgements	-	-	-	-
27			A_B6650 Other Expense	45,000	23,772	108,628	63,628
28			A_B6700 Subcontracts	-	1,359	2,717	2,717
29			A_B6900 Depreciation & Amortization	-	-	-	-
30			A_B7000 Capital Expense	-	-	-	-
31			A_B7200 Discontinued Operations	-	-	-	-
32			A_B7500 Other Non Operating Expenses	-	-	-	-
33			A_B7600 Internal Allocations & Sales	(127,170)	2,074	(84,748)	42,422
34			A_B7700 Funding Tranfers	126,823	-	-	(126,823)
35			Total_Expenses Expenses	6,159,174	4,057,513	6,237,566	78,392
36			Statement of Activities Net Result	3,733,847	2,709,111	4,970,057	1,236,210
37		FC_B20 Designated Op	A_B4000 Tuition & Educational Fees	(31,500)	(22,585)	(46,682)	(15,182)
38			A_B4100 Sales of Goods & Services	2,500	-	-	(2,500)
39			A_B4300 Grants & Contracts	(16,336)	-	-	16,336
40			A_43501 Federal Appropriations	-	-	-	-
41			A_B4400 Other Operating Revenue	(14,000)	-	-	14,000
42			A_B5000 Non Operating Revenues	-	-	-	-
43	A_B5100 Appropriations		-	-	-	-	
44	A_B5300 Gifts		-	-	-	-	
45	A_B5500 Investment Income		-	-	-	-	
46	A_B5600 Other Non Operating Revenues		(8,500)	-	-	8,500	
47			Total_Revenue Revenue	(67,836)	(22,585)	(46,682)	21,154
48			A_B6000 Salaries, Wages & Benefits	69,202	34,408	-	(69,202)
49			A_B6200 Services & Fees	13,327	3,285	6,330	(6,997)
50			A_B6300 Travel	20,350	5,917	11,839	(8,511)
51			A_B6400 Supplies	41,630	6,730	12,700	(28,930)
52			A_B6450 Utilities	-	-	-	-
53			A_B6500 Repairs & Maintenance	-	-	1,187	1,187
54			A_B6550 Rentals & Leases	350	30	-	(350)
55			A_B6575 Interest Expense	-	-	-	-
56			A_B6600 Claims & Judgements	-	-	-	-
57			A_B6650 Other Expense	6,700	7,328	139,626	132,926
58			A_B6700 Subcontracts	-	-	-	-
59			A_B6900 Depreciation & Amortization	-	-	-	-
60			A_B7000 Capital Expense	-	-	-	-
61			A_B7200 Discontinued Operations	-	-	-	-
62			A_B7500 Other Non Operating Expenses	-	-	-	-
63			A_B7600 Internal Allocations & Sales	-	3,758	(125,000)	(125,000)
64			A_B7700 Funding Tranfers	(83,723)	-	-	83,723
65			Total_Expenses Expenses	67,836	61,456	46,682	(21,154)
66			Statement of Activities Net Result	-	38,871	-	-


	A	B	C	D	E	F
1						
2	O_17014: School of Pharmacy					
3	Board of Trustees Report					
4	O_17014: School of Pharmacy					
5				FY18	FY19	
6	Fund Class - Source	Summary Level Natural Accounts	Budget	Actual through March	Budget	Variance FY18 Budget to FY19 Budget
67		A_B4000 Tuition & Educational Fees	-	54,529	30,720	30,720
68		A_B4100 Sales of Goods & Services	-	-	-	-
69		A_B4300 Grants & Contracts	-	-	-	-
70		A_43501 Federal Appropriations	-	-	-	-
71		A_B4400 Other Operating Revenue	-	-	-	-
72		A_B5000 Non Operating Revenues	-	-	-	-
73		A_B5100 Appropriations	-	-	-	-
74		A_B5300 Gifts	-	(127,322)	(156,147)	(156,147)
75		A_B5500 Investment Income	-	-	-	-
76		A_B5600 Other Non Operating Revenues	-	-	-	-
77		Total_Revenue Revenue	-	(72,793)	(125,427)	(125,427)
78		A_B6000 Salaries, Wages & Benefits	-	37,080	18,931	18,931
79		A_B6200 Services & Fees	-	5,421	51,662	51,662
80		A_B6300 Travel	-	8,414	29,700	29,700
81	FC_B30 Restr Expendable Op	A_B6400 Supplies	-	5,500	8,848	8,848
82		A_B6450 Utilities	-	-	-	-
83		A_B6500 Repairs & Maintenance	-	-	-	-
84		A_B6550 Rentals & Leases	-	-	-	-
85		A_B6575 Interest Expense	-	-	-	-
86		A_B6600 Claims & Judgements	-	-	-	-
87		A_B6650 Other Expense	-	1,400	16,286	16,286
88		A_B6700 Subcontracts	-	-	-	-
89		A_B6900 Depreciation & Amortization	-	-	-	-
90		A_B7000 Capital Expense	-	-	-	-
91		A_B7200 Discontinued Operations	-	-	-	-
92		A_B7500 Other Non Operating Expenses	-	-	-	-
93		A_B7600 Internal Allocations & Sales	-	-	-	-
94		A_B7700 Funding Tranfers	-	-	-	-
95			Total_Expenses Expenses	-	57,815	125,427
96		Statement of Activities Net Result	-	(14,977)	-	-
97		A_B4000 Tuition & Educational Fees	-	-	-	-
98		A_B4100 Sales of Goods & Services	-	-	-	-
99		A_B4300 Grants & Contracts	-	-	-	-
100		A_43501 Federal Appropriations	-	-	-	-
101		A_B4400 Other Operating Revenue	-	-	-	-
102		A_B5000 Non Operating Revenues	-	-	-	-
103		A_B5100 Appropriations	-	-	-	-
104		A_B5300 Gifts	-	-	-	-
105		A_B5500 Investment Income	-	-	-	-
106		A_B5600 Other Non Operating Revenues	-	-	-	-
107		Total_Revenue Revenue	-	-	-	-
108		A_B6000 Salaries, Wages & Benefits	-	-	-	-
109		A_B6200 Services & Fees	-	-	-	-
110		A_B6300 Travel	-	-	-	-
111	FC_B35 Restr Expendable Non Op	A_B6400 Supplies	-	-	-	-
112		A_B6450 Utilities	-	-	-	-
113		A_B6500 Repairs & Maintenance	-	-	-	-
114		A_B6550 Rentals & Leases	-	-	-	-
115		A_B6575 Interest Expense	-	-	-	-
116		A_B6600 Claims & Judgements	-	-	-	-
117		A_B6650 Other Expense	-	-	-	-
118		A_B6700 Subcontracts	-	-	-	-
119		A_B6900 Depreciation & Amortization	-	-	-	-
120		A_B7000 Capital Expense	-	-	-	-
121		A_B7200 Discontinued Operations	-	-	-	-
122		A_B7500 Other Non Operating Expenses	-	-	-	-
123		A_B7600 Internal Allocations & Sales	-	-	-	-
124		A_B7700 Funding Tranfers	-	-	-	-
125			Total_Expenses Expenses	-	-	-
126		Statement of Activities Net Result	-	-	-	-

	A	B	C	D	E	F
1						
2	O_17014: School of Pharmacy					
3	Board of Trustees Report					
4	O_17014: School of Pharmacy					
5				FY18	FY19	
6	Fund Class - Source	Summary Level Natural Accounts	Budget	Actual through March	Budget	Variance FY18 Budget to FY19 Budget
127		A_B4000 Tuition & Educational Fees	-	-	35,554	35,554
128		A_B4100 Sales of Goods & Services	-	-	-	-
129		A_B4300 Grants & Contracts	-	(1,048,637)	(1,611,126)	(1,611,126)
130		A_43501 Federal Appropriations	-	-	-	-
131		A_B4400 Other Operating Revenue	-	-	-	-
132		A_B5000 Non Operating Revenues	-	-	-	-
133		A_B5100 Appropriations	-	-	-	-
134		A_B5300 Gifts	-	-	-	-
135		A_B5500 Investment Income	-	-	-	-
136		A_B5600 Other Non Operating Revenues	-	(137,097)	380,492	380,492
137		Total Revenue Revenue	-	(1,185,734)	(1,195,080)	(1,195,080)
138		A_B6000 Salaries, Wages & Benefits	-	344,422	464,328	464,328
139		A_B6200 Services & Fees	-	30,350	50,052	50,052
140		A_B6300 Travel	-	9,234	61,316	61,316
141	FC_B40 Restr	A_B6400 Supplies	-	30,975	285,174	285,174
142	Grants	A_B6450 Utilities	-	-	-	-
143		A_B6500 Repairs & Maintenance	-	-	-	-
144		A_B6550 Rentals & Leases	-	146	109,062	109,062
145		A_B6575 Interest Expense	-	-	-	-
146		A_B6600 Claims & Judgements	-	-	-	-
147		A_B6650 Other Expense	-	164,283	2,500	2,500
148		A_B6700 Subcontracts	-	156,096	(1,650)	(1,650)
149		A_B6900 Depreciation & Amortization	-	-	-	-
150		A_B7000 Capital Expense	-	1,029	-	-
151		A_B7200 Discontinued Operations	-	-	-	-
152		A_B7500 Other Non Operating Expenses	-	-	23,899	23,899
153		A_B7600 Internal Allocations & Sales	-	-	-	-
154		A_B7700 Funding Tranfers	-	-	-	-
155		Total Expenses Expenses	-	736,533	994,682	994,682
156		Statement of Activities Net Result	-	(449,200)	(200,398)	(200,398)
157		A_B4000 Tuition & Educational Fees	-	-	-	-
158		A_B4100 Sales of Goods & Services	-	-	-	-
159		A_B4300 Grants & Contracts	-	-	-	-
160		A_43501 Federal Appropriations	-	-	-	-
161		A_B4400 Other Operating Revenue	-	-	-	-
162		A_B5000 Non Operating Revenues	-	-	-	-
163		A_B5100 Appropriations	-	-	-	-
164		A_B5300 Gifts	-	-	-	-
165		A_B5500 Investment Income	-	-	-	-
166		A_B5600 Other Non Operating Revenues	-	-	-	-
167		Total Revenue Revenue	-	-	-	-
168		A_B6000 Salaries, Wages & Benefits	-	-	-	-
169		A_B6200 Services & Fees	-	-	-	-
170		A_B6300 Travel	-	-	-	-
171	FC_B45 Restr	A_B6400 Supplies	-	-	-	-
172	Govt Funds	A_B6450 Utilities	-	-	-	-
173		A_B6500 Repairs & Maintenance	-	-	-	-
174		A_B6550 Rentals & Leases	-	-	-	-
175		A_B6575 Interest Expense	-	-	-	-
176		A_B6600 Claims & Judgements	-	-	-	-
177		A_B6650 Other Expense	-	-	-	-
178		A_B6700 Subcontracts	-	-	-	-
179		A_B6900 Depreciation & Amortization	-	-	-	-
180		A_B7000 Capital Expense	-	-	-	-
181		A_B7200 Discontinued Operations	-	-	-	-
182		A_B7500 Other Non Operating Expenses	-	-	-	-
183		A_B7600 Internal Allocations & Sales	-	-	-	-
184		A_B7700 Funding Tranfers	-	-	-	-
185		Total Expenses Expenses	-	-	-	-
186		Statement of Activities Net Result	-	-	-	-


	A	B	C	D	E	F	
1							
2	O_17015: Social Work						
3	Board of Trustees Report						
4	O_17015: Social Work						
5			FY18		FY19		
6	Fund Class - Source	Summary Level Natural Accounts	Budget	Actual through March	Budget	Variance FY18 Budget to FY19 Budget	
7	FC_105 Unrestricted Operating Class	A_B4000 Tuition & Educational Fees	(148,220)	23,177	-	148,220	
8		A_B4100 Sales of Goods & Services	-	-	-	-	
9		A_B4300 Grants & Contracts	(13,105)	-	-	13,105	
10		A_43501 Federal Appropriations	-	-	-	-	
11		A_B4400 Other Operating Revenue	-	-	-	-	
12		A_B5000 Non Operating Revenues	-	-	-	-	
13		A_B5100 Appropriations	-	-	-	-	
14		A_B5300 Gifts	-	-	-	-	
15		A_B5500 Investment Income	-	-	-	-	
16		A_B5600 Other Non Operating Revenues	-	-	-	-	
17			Total_Revenue Revenue	(161,325)	23,177	-	161,325
18			A_B6000 Salaries, Wages & Benefits	1,024,189	709,685	854,118	(170,071)
19			A_B6200 Services & Fees	22,605	7,251	10,237	(12,367)
20			A_B6300 Travel	45,210	28,807	40,017	(5,193)
21			A_B6400 Supplies	13,760	1,114	2,099	(11,661)
22			A_B6450 Utilities	-	-	-	-
23			A_B6500 Repairs & Maintenance	-	-	-	-
24			A_B6550 Rentals & Leases	-	25	1,000	1,000
25			A_B6575 Interest Expense	-	-	-	-
26			A_B6600 Claims & Judgements	-	-	-	-
27			A_B6650 Other Expense	11,750	9,903	38,361	26,611
28			A_B6700 Subcontracts	-	-	-	-
29			A_B6900 Depreciation & Amortization	-	-	-	-
30			A_B7000 Capital Expense	-	-	-	-
31			A_B7200 Discontinued Operations	-	-	-	-
32			A_B7500 Other Non Operating Expenses	-	-	-	-
33			A_B7600 Internal Allocations & Sales	(25,000)	10,872	23,519	48,519
34			A_B7700 Funding Tranfers	(1,788)	-	-	1,788
35			Total_Expenses Expenses	1,090,726	767,658	969,352	(121,374)
36			Statement of Activities Net Result	929,401	790,835	969,352	39,951
37		FC_B20 Designated Op	A_B4000 Tuition & Educational Fees	(1,335)	-	-	1,335
38			A_B4100 Sales of Goods & Services	-	-	-	-
39			A_B4300 Grants & Contracts	-	-	-	-
40			A_43501 Federal Appropriations	-	-	-	-
41			A_B4400 Other Operating Revenue	-	(2,700)	-	-
42			A_B5000 Non Operating Revenues	-	-	-	-
43	A_B5100 Appropriations		-	-	-	-	
44	A_B5300 Gifts		-	-	-	-	
45	A_B5500 Investment Income		-	-	-	-	
46	A_B5600 Other Non Operating Revenues		-	-	-	-	
47			Total_Revenue Revenue	(1,335)	(2,700)	-	1,335
48			A_B6000 Salaries, Wages & Benefits	-	-	-	-
49			A_B6200 Services & Fees	1,335	-	-	(1,335)
50			A_B6300 Travel	-	-	-	-
51			A_B6400 Supplies	-	-	-	-
52			A_B6450 Utilities	-	-	-	-
53			A_B6500 Repairs & Maintenance	-	-	-	-
54			A_B6550 Rentals & Leases	-	-	-	-
55			A_B6575 Interest Expense	-	-	-	-
56			A_B6600 Claims & Judgements	-	-	-	-
57			A_B6650 Other Expense	-	38	25,000	25,000
58			A_B6700 Subcontracts	-	-	-	-
59			A_B6900 Depreciation & Amortization	-	-	-	-
60			A_B7000 Capital Expense	-	-	-	-
61			A_B7200 Discontinued Operations	-	-	-	-
62			A_B7500 Other Non Operating Expenses	-	-	-	-
63			A_B7600 Internal Allocations & Sales	-	-	(25,000)	(25,000)
64			A_B7700 Funding Tranfers	-	-	-	-
65			Total_Expenses Expenses	1,335	38	-	(1,335)
66			Statement of Activities Net Result	-	(2,662)	-	-

	A	B	C	D	E	F
1						
2	O_17015: Social Work					
3	Board of Trustees Report					
4	O_17015: Social Work					
5						
6	Fund Class - Source	Summary Level Natural Accounts	FY18 Budget	FY19 Actual through March	FY19 Budget	Variance FY18 Budget to FY19 Budget
67		A_B4000 Tuition & Educational Fees	-	200	-	-
68		A_B4100 Sales of Goods & Services	-	-	-	-
69		A_B4300 Grants & Contracts	-	-	-	-
70		A_43501 Federal Appropriations	-	-	-	-
71		A_B4400 Other Operating Revenue	-	-	-	-
72		A_B5000 Non Operating Revenues	-	-	-	-
73		A_B5100 Appropriations	-	-	-	-
74		A_B5300 Gifts	-	(150)	(14,546)	(14,546)
75		A_B5500 Investment Income	-	-	-	-
76		A_B5600 Other Non Operating Revenues	-	-	-	-
77		Total Revenue Revenue	-	50	(14,546)	(14,546)
78		A_B6000 Salaries, Wages & Benefits	-	-	-	-
79		A_B6200 Services & Fees	-	-	5,000	5,000
80		A_B6300 Travel	-	-	-	-
81	FC_B30 Restr Expendable Op	A_B6400 Supplies	-	-	-	-
82		A_B6450 Utilities	-	-	-	-
83		A_B6500 Repairs & Maintenance	-	-	-	-
84		A_B6550 Rentals & Leases	-	-	-	-
85		A_B6575 Interest Expense	-	-	-	-
86		A_B6600 Claims & Judgements	-	-	-	-
87		A_B6650 Other Expense	-	-	9,546	9,546
88		A_B6700 Subcontracts	-	-	-	-
89		A_B6900 Depreciation & Amortization	-	-	-	-
90		A_B7000 Capital Expense	-	-	-	-
91		A_B7200 Discontinued Operations	-	-	-	-
92		A_B7500 Other Non Operating Expenses	-	-	-	-
93		A_B7600 Internal Allocations & Sales	-	-	-	-
94		A_B7700 Funding Tranfers	-	-	-	-
95			Total Expenses Expenses	-	-	14,546
96		Statement of Activities Net Result	-	50	-	-
97		A_B4000 Tuition & Educational Fees	-	-	-	-
98		A_B4100 Sales of Goods & Services	-	-	-	-
99		A_B4300 Grants & Contracts	-	-	-	-
100		A_43501 Federal Appropriations	-	-	-	-
101		A_B4400 Other Operating Revenue	-	-	-	-
102		A_B5000 Non Operating Revenues	-	-	-	-
103		A_B5100 Appropriations	-	-	-	-
104		A_B5300 Gifts	-	-	-	-
105		A_B5500 Investment Income	-	-	-	-
106		A_B5600 Other Non Operating Revenues	-	-	-	-
107		Total Revenue Revenue	-	-	-	-
108		A_B6000 Salaries, Wages & Benefits	-	-	-	-
109		A_B6200 Services & Fees	-	-	-	-
110		A_B6300 Travel	-	-	-	-
111	FC_B35 Restr Expendable Non Op	A_B6400 Supplies	-	-	-	-
112		A_B6450 Utilities	-	-	-	-
113		A_B6500 Repairs & Maintenance	-	-	-	-
114		A_B6550 Rentals & Leases	-	-	-	-
115		A_B6575 Interest Expense	-	-	-	-
116		A_B6600 Claims & Judgements	-	-	-	-
117		A_B6650 Other Expense	-	-	-	-
118		A_B6700 Subcontracts	-	-	-	-
119		A_B6900 Depreciation & Amortization	-	-	-	-
120		A_B7000 Capital Expense	-	-	-	-
121		A_B7200 Discontinued Operations	-	-	-	-
122		A_B7500 Other Non Operating Expenses	-	-	-	-
123		A_B7600 Internal Allocations & Sales	-	-	-	-
124		A_B7700 Funding Tranfers	-	-	-	-
125			Total Expenses Expenses	-	-	-
126		Statement of Activities Net Result	-	-	-	-


	A	B	C	D	E	F
1						
2	O_17015: Social Work					
3	Board of Trustees Report					
4	O_17015: Social Work					
5			FY18		FY19	
6	Fund Class - Source	Summary Level Natural Accounts	Budget	Actual through March	Budget	Variance FY18 Budget to FY19 Budget
127		A_B4000 Tuition & Educational Fees	-	-	-	-
128		A_B4100 Sales of Goods & Services	-	-	-	-
129		A_B4300 Grants & Contracts	-	(789)	-	-
130		A_43501 Federal Appropriations	-	-	-	-
131		A_B4400 Other Operating Revenue	-	-	-	-
132		A_B5000 Non Operating Revenues	-	-	-	-
133		A_B5100 Appropriations	-	-	-	-
134		A_B5300 Gifts	-	-	-	-
135		A_B5500 Investment Income	-	-	-	-
136		A_B5600 Other Non Operating Revenues	-	-	-	-
137		Total_Revenue Revenue	-	(789)	-	-
138		A_B6000 Salaries, Wages & Benefits	-	-	-	-
139		A_B6200 Services & Fees	-	-	-	-
140		A_B6300 Travel	-	-	-	-
141	FC_B40 Restr	A_B6400 Supplies	-	-	-	-
142	Grants	A_B6450 Utilities	-	-	-	-
143		A_B6500 Repairs & Maintenance	-	-	-	-
144		A_B6550 Rentals & Leases	-	-	-	-
145		A_B6575 Interest Expense	-	-	-	-
146		A_B6600 Claims & Judgements	-	-	-	-
147		A_B6650 Other Expense	-	-	-	-
148		A_B6700 Subcontracts	-	-	-	-
149		A_B6900 Depreciation & Amortization	-	-	-	-
150		A_B7000 Capital Expense	-	-	-	-
151		A_B7200 Discontinued Operations	-	-	-	-
152		A_B7500 Other Non Operating Expenses	-	-	-	-
153		A_B7600 Internal Allocations & Sales	-	-	-	-
154		A_B7700 Funding Tranfers	-	-	-	-
155		Total_Expenses Expenses	-	-	-	-
156		Statement of Activities Net Result	-	(789)	-	-
157		A_B4000 Tuition & Educational Fees	-	-	-	-
158		A_B4100 Sales of Goods & Services	-	-	-	-
159		A_B4300 Grants & Contracts	-	-	-	-
160		A_43501 Federal Appropriations	-	-	-	-
161		A_B4400 Other Operating Revenue	-	-	-	-
162		A_B5000 Non Operating Revenues	-	-	-	-
163		A_B5100 Appropriations	-	-	-	-
164		A_B5300 Gifts	-	-	-	-
165		A_B5500 Investment Income	-	-	-	-
166		A_B5600 Other Non Operating Revenues	-	-	-	-
167		Total_Revenue Revenue	-	-	-	-
168		A_B6000 Salaries, Wages & Benefits	-	-	-	-
169		A_B6200 Services & Fees	-	-	-	-
170		A_B6300 Travel	-	-	-	-
171	FC_B45 Restr	A_B6400 Supplies	-	-	-	-
172	Govt Funds	A_B6450 Utilities	-	-	-	-
173		A_B6500 Repairs & Maintenance	-	-	-	-
174		A_B6550 Rentals & Leases	-	-	-	-
175		A_B6575 Interest Expense	-	-	-	-
176		A_B6600 Claims & Judgements	-	-	-	-
177		A_B6650 Other Expense	-	-	-	-
178		A_B6700 Subcontracts	-	-	-	-
179		A_B6900 Depreciation & Amortization	-	-	-	-
180		A_B7000 Capital Expense	-	-	-	-
181		A_B7200 Discontinued Operations	-	-	-	-
182		A_B7500 Other Non Operating Expenses	-	-	-	-
183		A_B7600 Internal Allocations & Sales	-	-	-	-
184		A_B7700 Funding Tranfers	-	-	-	-
185		Total_Expenses Expenses	-	-	-	-
186		Statement of Activities Net Result	-	-	-	-

	A	B	C	D	E	F	
1							
2	O_17016: Wyoming Institute for Disabilities WIND						
3	Board of Trustees Report						
4	O_17016: Wyoming Institute for Disabilities WIND						
5			FY18		FY19		
6	Fund Class - Source	Summary Level Natural Accounts	Budget	Actual through March	Budget	Variance FY18 Budget to FY19 Budget	
7	FC_105 Unrestricted Operating Class	A_B4000 Tuition & Educational Fees	(7,925)	10,005	16,855	24,780	
8		A_B4100 Sales of Goods & Services	-	-	-	-	
9		A_B4300 Grants & Contracts	(1,000)	-	-	1,000	
10		A_43501 Federal Appropriations	-	-	-	-	
11		A_B4400 Other Operating Revenue	(26,000)	(1,291)	(850)	25,150	
12		A_B5000 Non Operating Revenues	-	-	-	-	
13		A_B5100 Appropriations	-	-	-	-	
14		A_B5300 Gifts	-	-	-	-	
15		A_B5500 Investment Income	-	-	-	-	
16		A_B5600 Other Non Operating Revenues	(75)	-	-	75	
17			Total_Revenue Revenue	(35,000)	8,714	16,005	51,005
18			A_B6000 Salaries, Wages & Benefits	297,536	208,708	694,301	396,764
19			A_B6200 Services & Fees	550	112	48,874	48,324
20			A_B6300 Travel	1,000	860	6,150	5,150
21			A_B6400 Supplies	450	1,934	7,960	7,510
22			A_B6450 Utilities	-	-	-	-
23			A_B6500 Repairs & Maintenance	-	-	-	-
24			A_B6550 Rentals & Leases	-	-	1,500	1,500
25			A_B6575 Interest Expense	-	-	-	-
26			A_B6600 Claims & Judgements	-	-	-	-
27			A_B6650 Other Expense	500	61	1,000	500
28			A_B6700 Subcontracts	-	-	-	-
29			A_B6900 Depreciation & Amortization	-	-	-	-
30			A_B7000 Capital Expense	-	-	-	-
31			A_B7200 Discontinued Operations	-	-	-	-
32			A_B7500 Other Non Operating Expenses	-	-	-	-
33			A_B7600 Internal Allocations & Sales	(25,000)	186	2,000	27,000
34			A_B7700 Funding Tranfers	(16,363)	-	2,500	18,863
35			Total_Expenses Expenses	258,674	211,860	764,285	505,611
36			Statement of Activities Net Result	223,673	220,575	780,290	556,616
37		FC_B20 Designated Op	A_B4000 Tuition & Educational Fees	-	-	-	-
38			A_B4100 Sales of Goods & Services	-	-	-	-
39			A_B4300 Grants & Contracts	(38,000)	-	(38,000)	-
40			A_43501 Federal Appropriations	-	-	-	-
41			A_B4400 Other Operating Revenue	(6,000)	(15,243)	(20,050)	(14,050)
42			A_B5000 Non Operating Revenues	-	-	-	-
43	A_B5100 Appropriations		-	-	-	-	
44	A_B5300 Gifts		-	-	-	-	
45	A_B5500 Investment Income		-	-	-	-	
46	A_B5600 Other Non Operating Revenues		-	-	-	-	
47			Total_Revenue Revenue	(44,000)	(15,243)	(58,050)	(14,050)
48			A_B6000 Salaries, Wages & Benefits	3,595	37,418	1,901	(1,695)
49			A_B6200 Services & Fees	2,078	26,415	4,200	2,122
50			A_B6300 Travel	2,000	2,878	8,200	6,200
51			A_B6400 Supplies	1,300	1,291	5,000	3,700
52			A_B6450 Utilities	-	-	-	-
53			A_B6500 Repairs & Maintenance	-	-	-	-
54			A_B6550 Rentals & Leases	1,000	-	600	(400)
55			A_B6575 Interest Expense	-	-	-	-
56			A_B6600 Claims & Judgements	-	-	-	-
57			A_B6650 Other Expense	-	1,729	4,510	4,510
58			A_B6700 Subcontracts	-	-	-	-
59			A_B6900 Depreciation & Amortization	-	-	-	-
60			A_B7000 Capital Expense	-	-	-	-
61			A_B7200 Discontinued Operations	-	-	-	-
62			A_B7500 Other Non Operating Expenses	-	-	-	-
63			A_B7600 Internal Allocations & Sales	-	40	10,000	10,000
64			A_B7700 Funding Tranfers	34,027	-	23,596	(10,431)
65			Total_Expenses Expenses	44,000	69,770	58,007	14,007
66			Statement of Activities Net Result	-	54,527	(43)	(43)

	A	B	C	D	E	F
1						
2	O_17016: Wyoming Institute for Disabilities WIND					
3	Board of Trustees Report					
4	O_17016: Wyoming Institute for Disabilities WIND					
5			FY18		FY19	
6	Fund Class - Source	Summary Level Natural Accounts	Budget	Actual through March	Budget	Variance FY18 Budget to FY19 Budget
67		A_B4000 Tuition & Educational Fees	-	-	-	-
68		A_B4100 Sales of Goods & Services	-	-	-	-
69		A_B4300 Grants & Contracts	-	-	-	-
70		A_43501 Federal Appropriations	-	-	-	-
71		A_B4400 Other Operating Revenue	-	-	-	-
72		A_B5000 Non Operating Revenues	-	-	-	-
73		A_B5100 Appropriations	-	-	-	-
74		A_B5300 Gifts	-	(8,082)	(24,123)	(24,123)
75		A_B5500 Investment Income	-	-	-	-
76		A_B5600 Other Non Operating Revenues	-	-	-	-
77		Total_Revenue Revenue	-	(8,082)	(24,123)	(24,123)
78		A_B6000 Salaries, Wages & Benefits	-	-	-	-
79		A_B6200 Services & Fees	-	5,200	3,500	3,500
80		A_B6300 Travel	-	843	9,650	9,650
81	FC_B30 Restr	A_B6400 Supplies	-	76	4,973	4,973
82	Expendable Op	A_B6450 Utilities	-	-	-	-
83		A_B6500 Repairs & Maintenance	-	-	-	-
84		A_B6550 Rentals & Leases	-	-	1,000	1,000
85		A_B6575 Interest Expense	-	-	-	-
86		A_B6600 Claims & Judgements	-	-	-	-
87		A_B6650 Other Expense	-	425	5,000	5,000
88		A_B6700 Subcontracts	-	-	-	-
89		A_B6900 Depreciation & Amortization	-	-	-	-
90		A_B7000 Capital Expense	-	-	-	-
91		A_B7200 Discontinued Operations	-	-	-	-
92		A_B7500 Other Non Operating Expenses	-	-	-	-
93		A_B7600 Internal Allocations & Sales	-	-	-	-
94		A_B7700 Funding Tranfers	-	-	-	-
95		Total_Expenses Expenses	-	6,544	24,123	24,123
96		Statement of Activities Net Result	-	(1,538)	-	-
97		A_B4000 Tuition & Educational Fees	-	-	-	-
98		A_B4100 Sales of Goods & Services	-	-	-	-
99		A_B4300 Grants & Contracts	-	-	-	-
100		A_43501 Federal Appropriations	-	-	-	-
101		A_B4400 Other Operating Revenue	-	-	-	-
102		A_B5000 Non Operating Revenues	-	-	-	-
103		A_B5100 Appropriations	-	-	-	-
104		A_B5300 Gifts	-	-	-	-
105		A_B5500 Investment Income	-	-	-	-
106		A_B5600 Other Non Operating Revenues	-	-	-	-
107		Total_Revenue Revenue	-	-	-	-
108		A_B6000 Salaries, Wages & Benefits	-	-	-	-
109		A_B6200 Services & Fees	-	-	-	-
110		A_B6300 Travel	-	-	-	-
111	FC_B35 Restr	A_B6400 Supplies	-	-	-	-
112	Expendable	A_B6450 Utilities	-	-	-	-
113	Non Op	A_B6500 Repairs & Maintenance	-	-	-	-
114		A_B6550 Rentals & Leases	-	-	-	-
115		A_B6575 Interest Expense	-	-	-	-
116		A_B6600 Claims & Judgements	-	-	-	-
117		A_B6650 Other Expense	-	-	-	-
118		A_B6700 Subcontracts	-	-	-	-
119		A_B6900 Depreciation & Amortization	-	-	-	-
120		A_B7000 Capital Expense	-	-	-	-
121		A_B7200 Discontinued Operations	-	-	-	-
122		A_B7500 Other Non Operating Expenses	-	-	-	-
123		A_B7600 Internal Allocations & Sales	-	-	-	-
124		A_B7700 Funding Tranfers	-	-	-	-
125		Total_Expenses Expenses	-	-	-	-
126		Statement of Activities Net Result	-	-	-	-

	A	B	C	D	E	F	
1							
2	O_17016: Wyoming Institute for Disabilities WIND						
3	Board of Trustees Report						
4	O_17016: Wyoming Institute for Disabilities WIND						
5				FY18	FY19		
6	Fund Class - Source	Summary Level Natural Accounts	Budget	Actual through March	Budget	Variance FY18 Budget to FY19 Budget	
127	FC_B40 Restr Grants	A_B4000 Tuition & Educational Fees	-	-	51,567	51,567	
128		A_B4100 Sales of Goods & Services	-	-	-	-	
129		A_B4300 Grants & Contracts	-	(3,378,189)	(4,281,179)	(4,281,179)	
130		A_43501 Federal Appropriations	-	-	-	-	
131		A_B4400 Other Operating Revenue	-	-	-	-	
132		A_B5000 Non Operating Revenues	-	-	-	-	
133		A_B5100 Appropriations	-	-	-	-	
134		A_B5300 Gifts	-	-	-	-	
135		A_B5500 Investment Income	-	-	-	-	
136		A_B5600 Other Non Operating Revenues	-	(234,078)	575,988	575,988	
137		Total_Revenue Revenue	-	(3,612,267)	(3,653,624)	(3,653,624)	
138		A_B6000 Salaries, Wages & Benefits	-	1,264,871	1,379,726	1,379,726	
139		A_B6200 Services & Fees	-	208,471	494,623	494,623	
140		A_B6300 Travel	-	114,667	215,455	215,455	
141		A_B6400 Supplies	-	71,214	398,228	398,228	
142		A_B6450 Utilities	-	8	-	-	
143		A_B6500 Repairs & Maintenance	-	685	-	-	
144		A_B6550 Rentals & Leases	-	7,317	188,288	188,288	
145		A_B6575 Interest Expense	-	-	-	-	
146		A_B6600 Claims & Judgements	-	-	-	-	
147		A_B6650 Other Expense	-	302,019	21,605	21,605	
148		A_B6700 Subcontracts	-	194,377	(224)	(224)	
149		A_B6900 Depreciation & Amortization	-	197	-	-	
150		A_B7000 Capital Expense	-	2,159	-	-	
151		A_B7200 Discontinued Operations	-	-	-	-	
152		A_B7500 Other Non Operating Expenses	-	55	(25,508)	(25,508)	
153		A_B7600 Internal Allocations & Sales	-	-	-	-	
154		A_B7700 Funding Tranfers	-	-	-	-	
155		Total_Expenses Expenses	-	2,166,041	2,672,193	2,672,193	
156		Statement of Activities Net Result	-	(1,446,227)	(981,432)	(981,432)	
157		FC_B45 Restr Govt Funds	A_B4000 Tuition & Educational Fees	-	-	-	-
158			A_B4100 Sales of Goods & Services	-	-	-	-
159			A_B4300 Grants & Contracts	-	-	-	-
160	A_43501 Federal Appropriations		-	-	-	-	
161	A_B4400 Other Operating Revenue		-	-	-	-	
162	A_B5000 Non Operating Revenues		-	-	-	-	
163	A_B5100 Appropriations		-	-	-	-	
164	A_B5300 Gifts		-	-	-	-	
165	A_B5500 Investment Income		-	-	-	-	
166	A_B5600 Other Non Operating Revenues		-	-	-	-	
167	Total_Revenue Revenue		-	-	-	-	
168	A_B6000 Salaries, Wages & Benefits		-	-	-	-	
169	A_B6200 Services & Fees		-	-	-	-	
170	A_B6300 Travel		-	-	-	-	
171	A_B6400 Supplies		-	-	-	-	
172	A_B6450 Utilities		-	-	-	-	
173	A_B6500 Repairs & Maintenance		-	-	-	-	
174	A_B6550 Rentals & Leases		-	-	-	-	
175	A_B6575 Interest Expense		-	-	-	-	
176	A_B6600 Claims & Judgements		-	-	-	-	
177	A_B6650 Other Expense		-	-	-	-	
178	A_B6700 Subcontracts		-	-	-	-	
179	A_B6900 Depreciation & Amortization		-	-	-	-	
180	A_B7000 Capital Expense		-	-	-	-	
181	A_B7200 Discontinued Operations		-	-	-	-	
182	A_B7500 Other Non Operating Expenses		-	-	-	-	
183	A_B7600 Internal Allocations & Sales		-	-	-	-	
184	A_B7700 Funding Tranfers		-	-	-	-	
185	Total_Expenses Expenses		-	-	-	-	
186	Statement of Activities Net Result		-	-	-	-	

	A	B	C	D	E	F	
1							
2	O_17101: WWAMI Medical Education Program						
3	Board of Trustees Report						
4	O_17101: WWAMI Medical Education Program						
5			FY18		FY19		
6	Fund Class - Source	Summary Level Natural Accounts	Budget	Actual through March	Budget	Variance FY18 Budget to FY19 Budget	
7	FC_105 Unrestricted Operating Class	A_B4000 Tuition & Educational Fees	-	-	-	-	
8		A_B4100 Sales of Goods & Services	-	-	-	-	
9		A_B4300 Grants & Contracts	-	-	-	-	
10		A_43501 Federal Appropriations	-	-	-	-	
11		A_B4400 Other Operating Revenue	-	-	-	-	
12		A_B5000 Non Operating Revenues	-	-	-	-	
13		A_B5100 Appropriations	-	-	-	-	
14		A_B5300 Gifts	-	-	-	-	
15		A_B5500 Investment Income	-	-	-	-	
16		A_B5600 Other Non Operating Revenues	-	-	-	-	
17			Total Revenue Revenue	-	-	-	-
18			A_B6000 Salaries, Wages & Benefits	-	-	-	-
19			A_B6200 Services & Fees	-	-	-	-
20			A_B6300 Travel	-	-	-	-
21			A_B6400 Supplies	-	-	-	-
22			A_B6450 Utilities	-	-	-	-
23			A_B6500 Repairs & Maintenance	-	-	-	-
24			A_B6550 Rentals & Leases	-	-	-	-
25			A_B6575 Interest Expense	-	-	-	-
26			A_B6600 Claims & Judgements	-	-	-	-
27			A_B6650 Other Expense	-	-	-	-
28			A_B6700 Subcontracts	-	-	-	-
29			A_B6900 Depreciation & Amortization	-	-	-	-
30			A_B7000 Capital Expense	-	-	-	-
31			A_B7200 Discontinued Operations	-	-	-	-
32			A_B7500 Other Non Operating Expenses	-	-	-	-
33			A_B7600 Internal Allocations & Sales	-	-	-	-
34			A_B7700 Funding Tranfers	-	-	-	-
35			Total Expenses Expenses	-	-	-	-
36			Statement of Activities Net Result	-	-	-	-
37		FC_B20 Designated Op	A_B4000 Tuition & Educational Fees	-	-	-	-
38			A_B4100 Sales of Goods & Services	-	-	-	-
39			A_B4300 Grants & Contracts	-	-	-	-
40			A_43501 Federal Appropriations	-	-	-	-
41			A_B4400 Other Operating Revenue	-	-	-	-
42			A_B5000 Non Operating Revenues	-	-	-	-
43	A_B5100 Appropriations		-	-	-	-	
44	A_B5300 Gifts		-	-	-	-	
45	A_B5500 Investment Income		-	-	-	-	
46	A_B5600 Other Non Operating Revenues		-	-	-	-	
47			Total Revenue Revenue	-	-	-	-
48			A_B6000 Salaries, Wages & Benefits	-	-	-	-
49			A_B6200 Services & Fees	-	-	-	-
50			A_B6300 Travel	-	-	-	-
51			A_B6400 Supplies	-	-	-	-
52			A_B6450 Utilities	-	-	-	-
53			A_B6500 Repairs & Maintenance	-	-	-	-
54			A_B6550 Rentals & Leases	-	-	-	-
55			A_B6575 Interest Expense	-	-	-	-
56			A_B6600 Claims & Judgements	-	-	-	-
57			A_B6650 Other Expense	-	-	-	-
58			A_B6700 Subcontracts	-	-	-	-
59			A_B6900 Depreciation & Amortization	-	-	-	-
60			A_B7000 Capital Expense	-	-	-	-
61			A_B7200 Discontinued Operations	-	-	-	-
62			A_B7500 Other Non Operating Expenses	-	-	-	-
63			A_B7600 Internal Allocations & Sales	-	-	-	-
64			A_B7700 Funding Tranfers	-	-	-	-
65			Total Expenses Expenses	-	-	-	-
66			Statement of Activities Net Result	-	-	-	-

	A	B	C	D	E	F
1						
2	O_17101: WWAMI Medical Education Program					
3	Board of Trustees Report					
4	O_17101: WWAMI Medical Education Program					
5			FY18		FY19	
6	Fund Class - Source	Summary Level Natural Accounts	Budget	Actual through March	Budget	Variance FY18 Budget to FY19 Budget
67		A_B4000 Tuition & Educational Fees	-	-	-	-
68		A_B4100 Sales of Goods & Services	-	-	-	-
69		A_B4300 Grants & Contracts	-	-	-	-
70		A_43501 Federal Appropriations	-	-	-	-
71		A_B4400 Other Operating Revenue	-	-	-	-
72		A_B5000 Non Operating Revenues	-	-	-	-
73		A_B5100 Appropriations	-	-	-	-
74		A_B5300 Gifts	-	-	-	-
75		A_B5500 Investment Income	-	-	-	-
76		A_B5600 Other Non Operating Revenues	-	-	-	-
77		Total_Revenue Revenue	-	-	-	-
78		A_B6000 Salaries, Wages & Benefits	-	-	-	-
79		A_B6200 Services & Fees	-	-	-	-
80		A_B6300 Travel	-	-	-	-
81	FC_B30 Restr	A_B6400 Supplies	-	-	-	-
82	Expendable Op	A_B6450 Utilities	-	-	-	-
83		A_B6500 Repairs & Maintenance	-	-	-	-
84		A_B6550 Rentals & Leases	-	-	-	-
85		A_B6575 Interest Expense	-	-	-	-
86		A_B6600 Claims & Judgements	-	-	-	-
87		A_B6650 Other Expense	-	-	-	-
88		A_B6700 Subcontracts	-	-	-	-
89		A_B6900 Depreciation & Amortization	-	-	-	-
90		A_B7000 Capital Expense	-	-	-	-
91		A_B7200 Discontinued Operations	-	-	-	-
92		A_B7500 Other Non Operating Expenses	-	-	-	-
93		A_B7600 Internal Allocations & Sales	-	-	-	-
94		A_B7700 Funding Tranfers	-	-	-	-
95		Total_Expenses Expenses	-	-	-	-
96		Statement of Activities Net Result	-	-	-	-
97		A_B4000 Tuition & Educational Fees	-	-	-	-
98		A_B4100 Sales of Goods & Services	-	-	-	-
99		A_B4300 Grants & Contracts	-	-	-	-
100		A_43501 Federal Appropriations	-	-	-	-
101		A_B4400 Other Operating Revenue	-	-	-	-
102		A_B5000 Non Operating Revenues	-	-	-	-
103		A_B5100 Appropriations	-	-	-	-
104		A_B5300 Gifts	-	-	-	-
105		A_B5500 Investment Income	-	-	-	-
106		A_B5600 Other Non Operating Revenues	-	-	-	-
107		Total_Revenue Revenue	-	-	-	-
108		A_B6000 Salaries, Wages & Benefits	-	-	-	-
109		A_B6200 Services & Fees	-	-	-	-
110		A_B6300 Travel	-	-	-	-
111	FC_B35 Restr	A_B6400 Supplies	-	-	-	-
112	Expendable Non Op	A_B6450 Utilities	-	-	-	-
113		A_B6500 Repairs & Maintenance	-	-	-	-
114		A_B6550 Rentals & Leases	-	-	-	-
115		A_B6575 Interest Expense	-	-	-	-
116		A_B6600 Claims & Judgements	-	-	-	-
117		A_B6650 Other Expense	-	-	-	-
118		A_B6700 Subcontracts	-	-	-	-
119		A_B6900 Depreciation & Amortization	-	-	-	-
120		A_B7000 Capital Expense	-	-	-	-
121		A_B7200 Discontinued Operations	-	-	-	-
122		A_B7500 Other Non Operating Expenses	-	-	-	-
123		A_B7600 Internal Allocations & Sales	-	-	-	-
124		A_B7700 Funding Tranfers	-	-	-	-
125		Total_Expenses Expenses	-	-	-	-
126		Statement of Activities Net Result	-	-	-	-

	A	B	C	D	E	F
1						
2	O_17101: WWAMI Medical Education Program					
3	Board of Trustees Report					
4	O_17101: WWAMI Medical Education Program					
5			FY18		FY19	
6	Fund Class - Source	Summary Level Natural Accounts	Budget	Actual through March	Budget	Variance FY18 Budget to FY19 Budget
127		A_B4000 Tuition & Educational Fees	-	-	-	-
128		A_B4100 Sales of Goods & Services	-	-	-	-
129		A_B4300 Grants & Contracts	-	-	-	-
130		A_43501 Federal Appropriations	-	-	-	-
131		A_B4400 Other Operating Revenue	-	-	-	-
132		A_B5000 Non Operating Revenues	-	-	-	-
133		A_B5100 Appropriations	-	-	-	-
134		A_B5300 Gifts	-	-	-	-
135		A_B5500 Investment Income	-	-	-	-
136		A_B5600 Other Non Operating Revenues	-	-	-	-
137		Total_Revenue Revenue	-	-	-	-
138		A_B6000 Salaries, Wages & Benefits	-	-	-	-
139		A_B6200 Services & Fees	-	-	-	-
140		A_B6300 Travel	-	-	-	-
141	FC_B40 Restr	A_B6400 Supplies	-	-	-	-
142	Grants	A_B6450 Utilities	-	-	-	-
143		A_B6500 Repairs & Maintenance	-	-	-	-
144		A_B6550 Rentals & Leases	-	-	-	-
145		A_B6575 Interest Expense	-	-	-	-
146		A_B6600 Claims & Judgements	-	-	-	-
147		A_B6650 Other Expense	-	-	-	-
148		A_B6700 Subcontracts	-	-	-	-
149		A_B6900 Depreciation & Amortization	-	-	-	-
150		A_B7000 Capital Expense	-	-	-	-
151		A_B7200 Discontinued Operations	-	-	-	-
152		A_B7500 Other Non Operating Expenses	-	-	-	-
153		A_B7600 Internal Allocations & Sales	-	-	-	-
154		A_B7700 Funding Tranfers	-	-	-	-
155		Total_Expenses Expenses	-	-	-	-
156		Statement of Activities Net Result	-	-	-	-
157		A_B4000 Tuition & Educational Fees	-	-	-	-
158		A_B4100 Sales of Goods & Services	-	-	-	-
159		A_B4300 Grants & Contracts	-	-	-	-
160		A_43501 Federal Appropriations	-	-	-	-
161		A_B4400 Other Operating Revenue	-	-	-	-
162		A_B5000 Non Operating Revenues	-	-	-	-
163		A_B5100 Appropriations	-	-	-	-
164		A_B5300 Gifts	-	-	-	-
165		A_B5500 Investment Income	-	-	-	-
166		A_B5600 Other Non Operating Revenues	-	-	-	-
167		Total_Revenue Revenue	-	-	-	-
168		A_B6000 Salaries, Wages & Benefits	-	-	-	-
169		A_B6200 Services & Fees	-	-	-	-
170		A_B6300 Travel	-	-	-	-
171	FC_B45 Restr	A_B6400 Supplies	-	-	-	-
172	Govt Funds	A_B6450 Utilities	-	-	-	-
173		A_B6500 Repairs & Maintenance	-	-	-	-
174		A_B6550 Rentals & Leases	-	-	-	-
175		A_B6575 Interest Expense	-	-	-	-
176		A_B6600 Claims & Judgements	-	-	-	-
177		A_B6650 Other Expense	-	-	-	-
178		A_B6700 Subcontracts	-	-	-	-
179		A_B6900 Depreciation & Amortization	-	-	-	-
180		A_B7000 Capital Expense	-	-	-	-
181		A_B7200 Discontinued Operations	-	-	-	-
182		A_B7500 Other Non Operating Expenses	-	-	-	-
183		A_B7600 Internal Allocations & Sales	-	-	-	-
184		A_B7700 Funding Tranfers	-	-	-	-
185		Total_Expenses Expenses	-	-	-	-
186		Statement of Activities Net Result	-	-	-	-


	A	B	C	D	E	F	
1							
2	O_17102: WyDENT						
3	Board of Trustees Report						
4	O_17102: WyDENT						
5			FY18		FY19		
6	Fund Class - Source	Summary Level Natural Accounts	Budget	Actual through March	Budget	Variance FY18 Budget to FY19 Budget	
7	FC_105 Unrestricted Operating Class	A_B4000 Tuition & Educational Fees	-	-	-	-	
8		A_B4100 Sales of Goods & Services	-	-	-	-	
9		A_B4300 Grants & Contracts	-	-	-	-	
10		A_43501 Federal Appropriations	-	-	-	-	
11		A_B4400 Other Operating Revenue	-	-	-	-	
12		A_B5000 Non Operating Revenues	-	-	-	-	
13		A_B5100 Appropriations	-	-	-	-	
14		A_B5300 Gifts	-	-	-	-	
15		A_B5500 Investment Income	-	-	-	-	
16		A_B5600 Other Non Operating Revenues	-	-	-	-	
17			Total Revenue Revenue	-	-	-	-
18			A_B6000 Salaries, Wages & Benefits	-	-	-	-
19			A_B6200 Services & Fees	-	-	-	-
20			A_B6300 Travel	-	-	-	-
21			A_B6400 Supplies	-	-	-	-
22			A_B6450 Utilities	-	-	-	-
23			A_B6500 Repairs & Maintenance	-	-	-	-
24			A_B6550 Rentals & Leases	-	-	-	-
25			A_B6575 Interest Expense	-	-	-	-
26			A_B6600 Claims & Judgements	-	-	-	-
27			A_B6650 Other Expense	-	-	-	-
28			A_B6700 Subcontracts	-	-	-	-
29			A_B6900 Depreciation & Amortization	-	-	-	-
30			A_B7000 Capital Expense	-	-	-	-
31			A_B7200 Discontinued Operations	-	-	-	-
32			A_B7500 Other Non Operating Expenses	-	-	-	-
33			A_B7600 Internal Allocations & Sales	-	-	-	-
34			A_B7700 Funding Tranfers	-	-	-	-
35			Total Expenses Expenses	-	-	-	-
36			Statement of Activities Net Result	-	-	-	-
37		FC_B20 Designated Op	A_B4000 Tuition & Educational Fees	-	-	-	-
38			A_B4100 Sales of Goods & Services	-	-	-	-
39			A_B4300 Grants & Contracts	-	-	-	-
40			A_43501 Federal Appropriations	-	-	-	-
41			A_B4400 Other Operating Revenue	-	-	-	-
42			A_B5000 Non Operating Revenues	-	-	-	-
43	A_B5100 Appropriations		-	-	-	-	
44	A_B5300 Gifts		-	-	-	-	
45	A_B5500 Investment Income		-	-	-	-	
46	A_B5600 Other Non Operating Revenues		-	-	-	-	
47			Total Revenue Revenue	-	-	-	-
48			A_B6000 Salaries, Wages & Benefits	-	-	-	-
49			A_B6200 Services & Fees	-	-	-	-
50			A_B6300 Travel	-	-	-	-
51			A_B6400 Supplies	-	-	-	-
52			A_B6450 Utilities	-	-	-	-
53			A_B6500 Repairs & Maintenance	-	-	-	-
54			A_B6550 Rentals & Leases	-	-	-	-
55			A_B6575 Interest Expense	-	-	-	-
56			A_B6600 Claims & Judgements	-	-	-	-
57			A_B6650 Other Expense	-	-	-	-
58			A_B6700 Subcontracts	-	-	-	-
59			A_B6900 Depreciation & Amortization	-	-	-	-
60			A_B7000 Capital Expense	-	-	-	-
61			A_B7200 Discontinued Operations	-	-	-	-
62			A_B7500 Other Non Operating Expenses	-	-	-	-
63			A_B7600 Internal Allocations & Sales	-	-	-	-
64			A_B7700 Funding Tranfers	-	-	-	-
65			Total Expenses Expenses	-	-	-	-
66			Statement of Activities Net Result	-	-	-	-

	A	B	C	D	E	F
1						
2	O_17102: WyDENT					
3	Board of Trustees Report					
4	O_17102: WyDENT					
5			FY18		FY19	
6	Fund Class - Source	Summary Level Natural Accounts	Budget	Actual through March	Budget	Variance FY18 Budget to FY19 Budget
67		A_B4000 Tuition & Educational Fees	-	-	-	-
68		A_B4100 Sales of Goods & Services	-	-	-	-
69		A_B4300 Grants & Contracts	-	-	-	-
70		A_43501 Federal Appropriations	-	-	-	-
71		A_B4400 Other Operating Revenue	-	-	-	-
72		A_B5000 Non Operating Revenues	-	-	-	-
73		A_B5100 Appropriations	-	-	-	-
74		A_B5300 Gifts	-	-	-	-
75		A_B5500 Investment Income	-	-	-	-
76		A_B5600 Other Non Operating Revenues	-	-	-	-
77		Total_Revenue Revenue	-	-	-	-
78		A_B6000 Salaries, Wages & Benefits	-	-	-	-
79		A_B6200 Services & Fees	-	-	-	-
80		A_B6300 Travel	-	-	-	-
81	FC_B30 Restr	A_B6400 Supplies	-	-	-	-
82	Expendable Op	A_B6450 Utilities	-	-	-	-
83		A_B6500 Repairs & Maintenance	-	-	-	-
84		A_B6550 Rentals & Leases	-	-	-	-
85		A_B6575 Interest Expense	-	-	-	-
86		A_B6600 Claims & Judgements	-	-	-	-
87		A_B6650 Other Expense	-	-	-	-
88		A_B6700 Subcontracts	-	-	-	-
89		A_B6900 Depreciation & Amortization	-	-	-	-
90		A_B7000 Capital Expense	-	-	-	-
91		A_B7200 Discontinued Operations	-	-	-	-
92		A_B7500 Other Non Operating Expenses	-	-	-	-
93		A_B7600 Internal Allocations & Sales	-	-	-	-
94		A_B7700 Funding Tranfers	-	-	-	-
95		Total_Expenses Expenses	-	-	-	-
96		Statement of Activities Net Result	-	-	-	-
97		A_B4000 Tuition & Educational Fees	-	-	-	-
98		A_B4100 Sales of Goods & Services	-	-	-	-
99		A_B4300 Grants & Contracts	-	-	-	-
100		A_43501 Federal Appropriations	-	-	-	-
101		A_B4400 Other Operating Revenue	-	-	-	-
102		A_B5000 Non Operating Revenues	-	-	-	-
103		A_B5100 Appropriations	-	-	-	-
104		A_B5300 Gifts	-	-	-	-
105		A_B5500 Investment Income	-	-	-	-
106		A_B5600 Other Non Operating Revenues	-	-	-	-
107		Total_Revenue Revenue	-	-	-	-
108		A_B6000 Salaries, Wages & Benefits	-	-	-	-
109		A_B6200 Services & Fees	-	-	-	-
110		A_B6300 Travel	-	-	-	-
111	FC_B35 Restr	A_B6400 Supplies	-	-	-	-
112	Expendable Non Op	A_B6450 Utilities	-	-	-	-
113		A_B6500 Repairs & Maintenance	-	-	-	-
114		A_B6550 Rentals & Leases	-	-	-	-
115		A_B6575 Interest Expense	-	-	-	-
116		A_B6600 Claims & Judgements	-	-	-	-
117		A_B6650 Other Expense	-	-	-	-
118		A_B6700 Subcontracts	-	-	-	-
119		A_B6900 Depreciation & Amortization	-	-	-	-
120		A_B7000 Capital Expense	-	-	-	-
121		A_B7200 Discontinued Operations	-	-	-	-
122		A_B7500 Other Non Operating Expenses	-	-	-	-
123		A_B7600 Internal Allocations & Sales	-	-	-	-
124		A_B7700 Funding Tranfers	-	-	-	-
125		Total_Expenses Expenses	-	-	-	-
126		Statement of Activities Net Result	-	-	-	-

	A	B	C	D	E	F
1						
2	O_17102: WyDENT					
3	Board of Trustees Report					
4	O_17102: WyDENT					
5			FY18		FY19	
6	Fund Class - Source	Summary Level Natural Accounts	Budget	Actual through March	Budget	Variance FY18 Budget to FY19 Budget
127		A_B4000 Tuition & Educational Fees	-	-	-	-
128		A_B4100 Sales of Goods & Services	-	-	-	-
129		A_B4300 Grants & Contracts	-	-	-	-
130		A_43501 Federal Appropriations	-	-	-	-
131		A_B4400 Other Operating Revenue	-	-	-	-
132		A_B5000 Non Operating Revenues	-	-	-	-
133		A_B5100 Appropriations	-	-	-	-
134		A_B5300 Gifts	-	-	-	-
135		A_B5500 Investment Income	-	-	-	-
136		A_B5600 Other Non Operating Revenues	-	-	-	-
137		Total_Revenue Revenue	-	-	-	-
138		A_B6000 Salaries, Wages & Benefits	-	-	-	-
139		A_B6200 Services & Fees	-	-	-	-
140		A_B6300 Travel	-	-	-	-
141	FC_B40 Restr	A_B6400 Supplies	-	-	-	-
142	Grants	A_B6450 Utilities	-	-	-	-
143		A_B6500 Repairs & Maintenance	-	-	-	-
144		A_B6550 Rentals & Leases	-	-	-	-
145		A_B6575 Interest Expense	-	-	-	-
146		A_B6600 Claims & Judgements	-	-	-	-
147		A_B6650 Other Expense	-	-	-	-
148		A_B6700 Subcontracts	-	-	-	-
149		A_B6900 Depreciation & Amortization	-	-	-	-
150		A_B7000 Capital Expense	-	-	-	-
151		A_B7200 Discontinued Operations	-	-	-	-
152		A_B7500 Other Non Operating Expenses	-	-	-	-
153		A_B7600 Internal Allocations & Sales	-	-	-	-
154		A_B7700 Funding Tranfers	-	-	-	-
155		Total_Expenses Expenses	-	-	-	-
156		Statement of Activities Net Result	-	-	-	-
157		A_B4000 Tuition & Educational Fees	-	-	-	-
158		A_B4100 Sales of Goods & Services	-	-	-	-
159		A_B4300 Grants & Contracts	-	-	-	-
160		A_43501 Federal Appropriations	-	-	-	-
161		A_B4400 Other Operating Revenue	-	-	-	-
162		A_B5000 Non Operating Revenues	-	-	-	-
163		A_B5100 Appropriations	-	-	-	-
164		A_B5300 Gifts	-	-	-	-
165		A_B5500 Investment Income	-	-	-	-
166		A_B5600 Other Non Operating Revenues	-	-	-	-
167		Total_Revenue Revenue	-	-	-	-
168		A_B6000 Salaries, Wages & Benefits	-	-	-	-
169		A_B6200 Services & Fees	-	-	-	-
170		A_B6300 Travel	-	-	-	-
171	FC_B45 Restr	A_B6400 Supplies	-	-	-	-
172	Govt Funds	A_B6450 Utilities	-	-	-	-
173		A_B6500 Repairs & Maintenance	-	-	-	-
174		A_B6550 Rentals & Leases	-	-	-	-
175		A_B6575 Interest Expense	-	-	-	-
176		A_B6600 Claims & Judgements	-	-	-	-
177		A_B6650 Other Expense	-	-	-	-
178		A_B6700 Subcontracts	-	-	-	-
179		A_B6900 Depreciation & Amortization	-	-	-	-
180		A_B7000 Capital Expense	-	-	-	-
181		A_B7200 Discontinued Operations	-	-	-	-
182		A_B7500 Other Non Operating Expenses	-	-	-	-
183		A_B7600 Internal Allocations & Sales	-	-	-	-
184		A_B7700 Funding Tranfers	-	-	-	-
185		Total_Expenses Expenses	-	-	-	-
186		Statement of Activities Net Result	-	-	-	-


	A	B	C	D	E	F	
1							
2	O_17103: Family Medicine Residency Programs Cheyenne						
3	Board of Trustees Report						
4	O_17103: Family Medicine Residency Programs Cheyenne						
5			FY18		FY19		
6	Fund Class - Source	Summary Level Natural Accounts	Budget	Actual through March	Budget	Variance FY18 Budget to FY19 Budget	
7	FC_105 Unrestricted Operating Class	A_B4000 Tuition & Educational Fees	-	-	-	-	
8		A_B4100 Sales of Goods & Services	-	-	-	-	
9		A_B4300 Grants & Contracts	-	-	-	-	
10		A_43501 Federal Appropriations	-	-	-	-	
11		A_B4400 Other Operating Revenue	-	-	-	-	
12		A_B5000 Non Operating Revenues	-	-	-	-	
13		A_B5100 Appropriations	-	-	-	-	
14		A_B5300 Gifts	-	-	-	-	
15		A_B5500 Investment Income	-	-	-	-	
16		A_B5600 Other Non Operating Revenues	-	-	-	-	
17			Total Revenue Revenue	-	-	-	-
18			A_B6000 Salaries, Wages & Benefits	-	-	-	-
19			A_B6200 Services & Fees	-	-	-	-
20			A_B6300 Travel	-	-	-	-
21			A_B6400 Supplies	-	-	-	-
22			A_B6450 Utilities	-	-	-	-
23			A_B6500 Repairs & Maintenance	-	-	-	-
24			A_B6550 Rentals & Leases	-	-	-	-
25			A_B6575 Interest Expense	-	-	-	-
26			A_B6600 Claims & Judgements	-	-	-	-
27			A_B6650 Other Expense	-	-	-	-
28			A_B6700 Subcontracts	-	-	-	-
29			A_B6900 Depreciation & Amortization	-	-	-	-
30			A_B7000 Capital Expense	-	-	-	-
31			A_B7200 Discontinued Operations	-	-	-	-
32			A_B7500 Other Non Operating Expenses	-	-	-	-
33			A_B7600 Internal Allocations & Sales	-	-	-	-
34			A_B7700 Funding Tranfers	-	-	-	-
35			Total Expenses Expenses	-	-	-	-
36			Statement of Activities Net Result	-	-	-	-
37		FC_B20 Designated Op	A_B4000 Tuition & Educational Fees	-	-	-	-
38			A_B4100 Sales of Goods & Services	-	-	-	-
39			A_B4300 Grants & Contracts	-	-	-	-
40			A_43501 Federal Appropriations	-	-	-	-
41			A_B4400 Other Operating Revenue	-	-	-	-
42			A_B5000 Non Operating Revenues	-	-	-	-
43	A_B5100 Appropriations		-	-	-	-	
44	A_B5300 Gifts		-	-	-	-	
45	A_B5500 Investment Income		-	-	-	-	
46	A_B5600 Other Non Operating Revenues		-	-	-	-	
47			Total Revenue Revenue	-	-	-	-
48			A_B6000 Salaries, Wages & Benefits	-	-	-	-
49			A_B6200 Services & Fees	-	-	-	-
50			A_B6300 Travel	-	-	-	-
51			A_B6400 Supplies	-	-	-	-
52			A_B6450 Utilities	-	-	-	-
53			A_B6500 Repairs & Maintenance	-	-	-	-
54			A_B6550 Rentals & Leases	-	-	-	-
55			A_B6575 Interest Expense	-	-	-	-
56			A_B6600 Claims & Judgements	-	-	-	-
57			A_B6650 Other Expense	-	-	-	-
58			A_B6700 Subcontracts	-	-	-	-
59			A_B6900 Depreciation & Amortization	-	-	-	-
60			A_B7000 Capital Expense	-	-	-	-
61			A_B7200 Discontinued Operations	-	-	-	-
62			A_B7500 Other Non Operating Expenses	-	-	-	-
63			A_B7600 Internal Allocations & Sales	-	-	-	-
64			A_B7700 Funding Tranfers	-	-	-	-
65			Total Expenses Expenses	-	-	-	-
66			Statement of Activities Net Result	-	-	-	-

	A	B	C	D	E	F
1						
2	O_17103: Family Medicine Residency Programs Cheyenne					
3	Board of Trustees Report					
4	O_17103: Family Medicine Residency Programs Cheyenne					
5			FY18		FY19	
6	Fund Class - Source	Summary Level Natural Accounts	Budget	Actual through March	Budget	Variance FY18 Budget to FY19 Budget
67		A_B4000 Tuition & Educational Fees	-	-	-	-
68		A_B4100 Sales of Goods & Services	-	-	-	-
69		A_B4300 Grants & Contracts	-	-	-	-
70		A_43501 Federal Appropriations	-	-	-	-
71		A_B4400 Other Operating Revenue	-	-	-	-
72		A_B5000 Non Operating Revenues	-	-	-	-
73		A_B5100 Appropriations	-	-	-	-
74		A_B5300 Gifts	-	-	-	-
75		A_B5500 Investment Income	-	-	-	-
76		A_B5600 Other Non Operating Revenues	-	-	-	-
77		Total_Revenue Revenue	-	-	-	-
78		A_B6000 Salaries, Wages & Benefits	-	-	-	-
79		A_B6200 Services & Fees	-	-	-	-
80		A_B6300 Travel	-	-	-	-
81	FC_B30 Restr	A_B6400 Supplies	-	-	-	-
82	Expendable Op	A_B6450 Utilities	-	-	-	-
83		A_B6500 Repairs & Maintenance	-	-	-	-
84		A_B6550 Rentals & Leases	-	-	-	-
85		A_B6575 Interest Expense	-	-	-	-
86		A_B6600 Claims & Judgements	-	-	-	-
87		A_B6650 Other Expense	-	-	-	-
88		A_B6700 Subcontracts	-	-	-	-
89		A_B6900 Depreciation & Amortization	-	-	-	-
90		A_B7000 Capital Expense	-	-	-	-
91		A_B7200 Discontinued Operations	-	-	-	-
92		A_B7500 Other Non Operating Expenses	-	-	-	-
93		A_B7600 Internal Allocations & Sales	-	-	-	-
94		A_B7700 Funding Tranfers	-	-	-	-
95		Total_Expenses Expenses	-	-	-	-
96		Statement of Activities Net Result	-	-	-	-
97		A_B4000 Tuition & Educational Fees	-	-	-	-
98		A_B4100 Sales of Goods & Services	-	-	-	-
99		A_B4300 Grants & Contracts	-	-	-	-
100		A_43501 Federal Appropriations	-	-	-	-
101		A_B4400 Other Operating Revenue	-	-	-	-
102		A_B5000 Non Operating Revenues	-	-	-	-
103		A_B5100 Appropriations	-	-	-	-
104		A_B5300 Gifts	-	-	-	-
105		A_B5500 Investment Income	-	-	-	-
106		A_B5600 Other Non Operating Revenues	-	-	-	-
107		Total_Revenue Revenue	-	-	-	-
108		A_B6000 Salaries, Wages & Benefits	-	-	-	-
109		A_B6200 Services & Fees	-	-	-	-
110		A_B6300 Travel	-	-	-	-
111	FC_B35 Restr	A_B6400 Supplies	-	-	-	-
112	Expendable Non Op	A_B6450 Utilities	-	-	-	-
113		A_B6500 Repairs & Maintenance	-	-	-	-
114		A_B6550 Rentals & Leases	-	-	-	-
115		A_B6575 Interest Expense	-	-	-	-
116		A_B6600 Claims & Judgements	-	-	-	-
117		A_B6650 Other Expense	-	-	-	-
118		A_B6700 Subcontracts	-	-	-	-
119		A_B6900 Depreciation & Amortization	-	-	-	-
120		A_B7000 Capital Expense	-	-	-	-
121		A_B7200 Discontinued Operations	-	-	-	-
122		A_B7500 Other Non Operating Expenses	-	-	-	-
123		A_B7600 Internal Allocations & Sales	-	-	-	-
124		A_B7700 Funding Tranfers	-	-	-	-
125		Total_Expenses Expenses	-	-	-	-
126		Statement of Activities Net Result	-	-	-	-

	A	B	C	D	E	F
1						
2	O_17103: Family Medicine Residency Programs Cheyenne					
3	Board of Trustees Report					
4	O_17103: Family Medicine Residency Programs Cheyenne					
5			FY18		FY19	
6	Fund Class - Source	Summary Level Natural Accounts	Budget	Actual through March	Budget	Variance FY18 Budget to FY19 Budget
127		A_B4000 Tuition & Educational Fees	-	-	-	-
128		A_B4100 Sales of Goods & Services	-	-	-	-
129		A_B4300 Grants & Contracts	-	-	-	-
130		A_43501 Federal Appropriations	-	-	-	-
131		A_B4400 Other Operating Revenue	-	-	-	-
132		A_B5000 Non Operating Revenues	-	-	-	-
133		A_B5100 Appropriations	-	-	-	-
134		A_B5300 Gifts	-	-	-	-
135		A_B5500 Investment Income	-	-	-	-
136		A_B5600 Other Non Operating Revenues	-	-	-	-
137		Total_Revenue Revenue	-	-	-	-
138		A_B6000 Salaries, Wages & Benefits	-	-	-	-
139		A_B6200 Services & Fees	-	-	-	-
140		A_B6300 Travel	-	-	-	-
141	FC_B40 Restr	A_B6400 Supplies	-	-	-	-
142	Grants	A_B6450 Utilities	-	-	-	-
143		A_B6500 Repairs & Maintenance	-	-	-	-
144		A_B6550 Rentals & Leases	-	-	-	-
145		A_B6575 Interest Expense	-	-	-	-
146		A_B6600 Claims & Judgements	-	-	-	-
147		A_B6650 Other Expense	-	-	-	-
148		A_B6700 Subcontracts	-	-	-	-
149		A_B6900 Depreciation & Amortization	-	-	-	-
150		A_B7000 Capital Expense	-	-	-	-
151		A_B7200 Discontinued Operations	-	-	-	-
152		A_B7500 Other Non Operating Expenses	-	-	-	-
153		A_B7600 Internal Allocations & Sales	-	-	-	-
154		A_B7700 Funding Tranfers	-	-	-	-
155		Total_Expenses Expenses	-	-	-	-
156		Statement of Activities Net Result	-	-	-	-
157		A_B4000 Tuition & Educational Fees	-	-	-	-
158		A_B4100 Sales of Goods & Services	-	-	-	-
159		A_B4300 Grants & Contracts	-	-	-	-
160		A_43501 Federal Appropriations	-	-	-	-
161		A_B4400 Other Operating Revenue	-	-	-	-
162		A_B5000 Non Operating Revenues	-	-	-	-
163		A_B5100 Appropriations	-	-	-	-
164		A_B5300 Gifts	-	-	-	-
165		A_B5500 Investment Income	-	-	-	-
166		A_B5600 Other Non Operating Revenues	-	-	-	-
167		Total_Revenue Revenue	-	-	-	-
168		A_B6000 Salaries, Wages & Benefits	-	-	-	-
169		A_B6200 Services & Fees	-	-	-	-
170		A_B6300 Travel	-	-	-	-
171	FC_B45 Restr	A_B6400 Supplies	-	-	-	-
172	Govt Funds	A_B6450 Utilities	-	-	-	-
173		A_B6500 Repairs & Maintenance	-	-	-	-
174		A_B6550 Rentals & Leases	-	-	-	-
175		A_B6575 Interest Expense	-	-	-	-
176		A_B6600 Claims & Judgements	-	-	-	-
177		A_B6650 Other Expense	-	-	-	-
178		A_B6700 Subcontracts	-	-	-	-
179		A_B6900 Depreciation & Amortization	-	-	-	-
180		A_B7000 Capital Expense	-	-	-	-
181		A_B7200 Discontinued Operations	-	-	-	-
182		A_B7500 Other Non Operating Expenses	-	-	-	-
183		A_B7600 Internal Allocations & Sales	-	-	-	-
184		A_B7700 Funding Tranfers	-	-	-	-
185		Total_Expenses Expenses	-	-	-	-
186		Statement of Activities Net Result	-	-	-	-


	A	B	C	D	E	F	
1							
2	O_17104: Family Medicine Residency Programs Casper						
3	Board of Trustees Report						
4	O_17104: Family Medicine Residency Programs Casper						
5			FY18		FY19		
6	Fund Class - Source	Summary Level Natural Accounts	Budget	Actual through March	Budget	Variance FY18 Budget to FY19 Budget	
7	FC_105 Unrestricted Operating Class	A_B4000 Tuition & Educational Fees	-	-	-	-	
8		A_B4100 Sales of Goods & Services	-	-	-	-	
9		A_B4300 Grants & Contracts	-	-	-	-	
10		A_43501 Federal Appropriations	-	-	-	-	
11		A_B4400 Other Operating Revenue	-	-	-	-	
12		A_B5000 Non Operating Revenues	-	-	-	-	
13		A_B5100 Appropriations	-	-	-	-	
14		A_B5300 Gifts	-	-	-	-	
15		A_B5500 Investment Income	-	-	-	-	
16		A_B5600 Other Non Operating Revenues	-	-	-	-	
17			Total Revenue Revenue	-	-	-	-
18			A_B6000 Salaries, Wages & Benefits	-	-	-	-
19			A_B6200 Services & Fees	-	-	-	-
20			A_B6300 Travel	-	-	-	-
21			A_B6400 Supplies	-	-	-	-
22			A_B6450 Utilities	-	-	-	-
23			A_B6500 Repairs & Maintenance	-	-	-	-
24			A_B6550 Rentals & Leases	-	-	-	-
25			A_B6575 Interest Expense	-	-	-	-
26			A_B6600 Claims & Judgements	-	-	-	-
27			A_B6650 Other Expense	-	-	-	-
28			A_B6700 Subcontracts	-	-	-	-
29			A_B6900 Depreciation & Amortization	-	-	-	-
30			A_B7000 Capital Expense	-	-	-	-
31			A_B7200 Discontinued Operations	-	-	-	-
32			A_B7500 Other Non Operating Expenses	-	-	-	-
33			A_B7600 Internal Allocations & Sales	-	-	-	-
34			A_B7700 Funding Tranfers	-	-	-	-
35			Total Expenses Expenses	-	-	-	-
36			Statement of Activities Net Result	-	-	-	-
37		FC_B20 Designated Op	A_B4000 Tuition & Educational Fees	-	-	-	-
38			A_B4100 Sales of Goods & Services	-	-	-	-
39			A_B4300 Grants & Contracts	-	-	-	-
40			A_43501 Federal Appropriations	-	-	-	-
41			A_B4400 Other Operating Revenue	-	-	-	-
42			A_B5000 Non Operating Revenues	-	-	-	-
43	A_B5100 Appropriations		-	-	-	-	
44	A_B5300 Gifts		-	-	-	-	
45	A_B5500 Investment Income		-	-	-	-	
46	A_B5600 Other Non Operating Revenues		-	-	-	-	
47			Total Revenue Revenue	-	-	-	-
48			A_B6000 Salaries, Wages & Benefits	-	-	-	-
49			A_B6200 Services & Fees	-	-	-	-
50			A_B6300 Travel	-	-	-	-
51			A_B6400 Supplies	-	-	-	-
52			A_B6450 Utilities	-	-	-	-
53			A_B6500 Repairs & Maintenance	-	-	-	-
54			A_B6550 Rentals & Leases	-	-	-	-
55			A_B6575 Interest Expense	-	-	-	-
56			A_B6600 Claims & Judgements	-	-	-	-
57			A_B6650 Other Expense	-	-	-	-
58			A_B6700 Subcontracts	-	-	-	-
59			A_B6900 Depreciation & Amortization	-	-	-	-
60			A_B7000 Capital Expense	-	-	-	-
61			A_B7200 Discontinued Operations	-	-	-	-
62			A_B7500 Other Non Operating Expenses	-	-	-	-
63			A_B7600 Internal Allocations & Sales	-	-	-	-
64			A_B7700 Funding Tranfers	-	-	-	-
65			Total Expenses Expenses	-	-	-	-
66			Statement of Activities Net Result	-	-	-	-

	A	B	C	D	E	F
1						
2	O_17104: Family Medicine Residency Programs Casper					
3	Board of Trustees Report					
4	O_17104: Family Medicine Residency Programs Casper					
5			FY18		FY19	
6	Fund Class - Source	Summary Level Natural Accounts	Budget	Actual through March	Budget	Variance FY18 Budget to FY19 Budget
67		A_B4000 Tuition & Educational Fees	-	-	-	-
68		A_B4100 Sales of Goods & Services	-	-	-	-
69		A_B4300 Grants & Contracts	-	-	-	-
70		A_43501 Federal Appropriations	-	-	-	-
71		A_B4400 Other Operating Revenue	-	-	-	-
72		A_B5000 Non Operating Revenues	-	-	-	-
73		A_B5100 Appropriations	-	-	-	-
74		A_B5300 Gifts	-	-	-	-
75		A_B5500 Investment Income	-	-	-	-
76		A_B5600 Other Non Operating Revenues	-	-	-	-
77		Total_Revenue Revenue	-	-	-	-
78		A_B6000 Salaries, Wages & Benefits	-	-	-	-
79		A_B6200 Services & Fees	-	-	-	-
80		A_B6300 Travel	-	-	-	-
81	FC_B30 Restr	A_B6400 Supplies	-	-	-	-
82	Expendable Op	A_B6450 Utilities	-	-	-	-
83		A_B6500 Repairs & Maintenance	-	-	-	-
84		A_B6550 Rentals & Leases	-	-	-	-
85		A_B6575 Interest Expense	-	-	-	-
86		A_B6600 Claims & Judgements	-	-	-	-
87		A_B6650 Other Expense	-	-	-	-
88		A_B6700 Subcontracts	-	-	-	-
89		A_B6900 Depreciation & Amortization	-	-	-	-
90		A_B7000 Capital Expense	-	-	-	-
91		A_B7200 Discontinued Operations	-	-	-	-
92		A_B7500 Other Non Operating Expenses	-	-	-	-
93		A_B7600 Internal Allocations & Sales	-	-	-	-
94		A_B7700 Funding Tranfers	-	-	-	-
95		Total_Expenses Expenses	-	-	-	-
96		Statement of Activities Net Result	-	-	-	-
97		A_B4000 Tuition & Educational Fees	-	-	-	-
98		A_B4100 Sales of Goods & Services	-	-	-	-
99		A_B4300 Grants & Contracts	-	-	-	-
100		A_43501 Federal Appropriations	-	-	-	-
101		A_B4400 Other Operating Revenue	-	-	-	-
102		A_B5000 Non Operating Revenues	-	-	-	-
103		A_B5100 Appropriations	-	-	-	-
104		A_B5300 Gifts	-	-	-	-
105		A_B5500 Investment Income	-	-	-	-
106		A_B5600 Other Non Operating Revenues	-	-	-	-
107		Total_Revenue Revenue	-	-	-	-
108		A_B6000 Salaries, Wages & Benefits	-	-	-	-
109		A_B6200 Services & Fees	-	-	-	-
110		A_B6300 Travel	-	-	-	-
111	FC_B35 Restr	A_B6400 Supplies	-	-	-	-
112	Expendable Non Op	A_B6450 Utilities	-	-	-	-
113		A_B6500 Repairs & Maintenance	-	-	-	-
114		A_B6550 Rentals & Leases	-	-	-	-
115		A_B6575 Interest Expense	-	-	-	-
116		A_B6600 Claims & Judgements	-	-	-	-
117		A_B6650 Other Expense	-	-	-	-
118		A_B6700 Subcontracts	-	-	-	-
119		A_B6900 Depreciation & Amortization	-	-	-	-
120		A_B7000 Capital Expense	-	-	-	-
121		A_B7200 Discontinued Operations	-	-	-	-
122		A_B7500 Other Non Operating Expenses	-	-	-	-
123		A_B7600 Internal Allocations & Sales	-	-	-	-
124		A_B7700 Funding Tranfers	-	-	-	-
125		Total_Expenses Expenses	-	-	-	-
126		Statement of Activities Net Result	-	-	-	-

	A	B	C	D	E	F
1						
2	O_17104: Family Medicine Residency Programs Casper					
3	Board of Trustees Report					
4	O_17104: Family Medicine Residency Programs Casper					
5			FY18		FY19	
6	Fund Class - Source	Summary Level Natural Accounts	Budget	Actual through March	Budget	Variance FY18 Budget to FY19 Budget
127		A_B4000 Tuition & Educational Fees	-	-	-	-
128		A_B4100 Sales of Goods & Services	-	-	-	-
129		A_B4300 Grants & Contracts	-	-	-	-
130		A_43501 Federal Appropriations	-	-	-	-
131		A_B4400 Other Operating Revenue	-	-	-	-
132		A_B5000 Non Operating Revenues	-	-	-	-
133		A_B5100 Appropriations	-	-	-	-
134		A_B5300 Gifts	-	-	-	-
135		A_B5500 Investment Income	-	-	-	-
136		A_B5600 Other Non Operating Revenues	-	-	-	-
137		Total_Revenue Revenue	-	-	-	-
138		A_B6000 Salaries, Wages & Benefits	-	-	-	-
139		A_B6200 Services & Fees	-	-	-	-
140		A_B6300 Travel	-	-	-	-
141	FC_B40 Restr	A_B6400 Supplies	-	-	-	-
142	Grants	A_B6450 Utilities	-	-	-	-
143		A_B6500 Repairs & Maintenance	-	-	-	-
144		A_B6550 Rentals & Leases	-	-	-	-
145		A_B6575 Interest Expense	-	-	-	-
146		A_B6600 Claims & Judgements	-	-	-	-
147		A_B6650 Other Expense	-	-	-	-
148		A_B6700 Subcontracts	-	-	-	-
149		A_B6900 Depreciation & Amortization	-	-	-	-
150		A_B7000 Capital Expense	-	-	-	-
151		A_B7200 Discontinued Operations	-	-	-	-
152		A_B7500 Other Non Operating Expenses	-	-	-	-
153		A_B7600 Internal Allocations & Sales	-	-	-	-
154		A_B7700 Funding Tranfers	-	-	-	-
155		Total_Expenses Expenses	-	-	-	-
156		Statement of Activities Net Result	-	-	-	-
157		A_B4000 Tuition & Educational Fees	-	-	-	-
158		A_B4100 Sales of Goods & Services	-	-	-	-
159		A_B4300 Grants & Contracts	-	-	-	-
160		A_43501 Federal Appropriations	-	-	-	-
161		A_B4400 Other Operating Revenue	-	-	-	-
162		A_B5000 Non Operating Revenues	-	-	-	-
163		A_B5100 Appropriations	-	-	-	-
164		A_B5300 Gifts	-	-	-	-
165		A_B5500 Investment Income	-	-	-	-
166		A_B5600 Other Non Operating Revenues	-	-	-	-
167		Total_Revenue Revenue	-	-	-	-
168		A_B6000 Salaries, Wages & Benefits	-	-	-	-
169		A_B6200 Services & Fees	-	-	-	-
170		A_B6300 Travel	-	-	-	-
171	FC_B45 Restr	A_B6400 Supplies	-	-	-	-
172	Govt Funds	A_B6450 Utilities	-	-	-	-
173		A_B6500 Repairs & Maintenance	-	-	-	-
174		A_B6550 Rentals & Leases	-	-	-	-
175		A_B6575 Interest Expense	-	-	-	-
176		A_B6600 Claims & Judgements	-	-	-	-
177		A_B6650 Other Expense	-	-	-	-
178		A_B6700 Subcontracts	-	-	-	-
179		A_B6900 Depreciation & Amortization	-	-	-	-
180		A_B7000 Capital Expense	-	-	-	-
181		A_B7200 Discontinued Operations	-	-	-	-
182		A_B7500 Other Non Operating Expenses	-	-	-	-
183		A_B7600 Internal Allocations & Sales	-	-	-	-
184		A_B7700 Funding Tranfers	-	-	-	-
185		Total_Expenses Expenses	-	-	-	-
186		Statement of Activities Net Result	-	-	-	-

	A	B	C	D	E	F	
1							
2	O_17106: BRAND						
3	Board of Trustees Report						
4	O_17106: BRAND						
5			FY18		FY19		
6	Fund Class - Source	Summary Level Natural Accounts	Budget	Actual through March	Budget	Variance FY18 Budget to FY19 Budget	
7	FC_105 Unrestricted Operating Class	A_B4000 Tuition & Educational Fees	-	-	-	-	
8		A_B4100 Sales of Goods & Services	-	-	-	-	
9		A_B4300 Grants & Contracts	-	-	-	-	
10		A_43501 Federal Appropriations	-	-	-	-	
11		A_B4400 Other Operating Revenue	-	-	-	-	
12		A_B5000 Non Operating Revenues	-	-	-	-	
13		A_B5100 Appropriations	-	-	-	-	
14		A_B5300 Gifts	-	-	-	-	
15		A_B5500 Investment Income	-	-	-	-	
16		A_B5600 Other Non Operating Revenues	-	-	-	-	
17			Total Revenue Revenue	-	-	-	-
18			A_B6000 Salaries, Wages & Benefits	-	-	-	-
19			A_B6200 Services & Fees	-	-	-	-
20			A_B6300 Travel	-	-	-	-
21			A_B6400 Supplies	-	-	-	-
22			A_B6450 Utilities	-	-	-	-
23			A_B6500 Repairs & Maintenance	-	-	-	-
24			A_B6550 Rentals & Leases	-	-	-	-
25			A_B6575 Interest Expense	-	-	-	-
26			A_B6600 Claims & Judgements	-	-	-	-
27			A_B6650 Other Expense	-	-	-	-
28			A_B6700 Subcontracts	-	-	-	-
29			A_B6900 Depreciation & Amortization	-	-	-	-
30			A_B7000 Capital Expense	-	-	-	-
31			A_B7200 Discontinued Operations	-	-	-	-
32			A_B7500 Other Non Operating Expenses	-	-	-	-
33			A_B7600 Internal Allocations & Sales	-	-	-	-
34			A_B7700 Funding Tranfers	-	-	-	-
35			Total Expenses Expenses	-	-	-	-
36			Statement of Activities Net Result	-	-	-	-
37		FC_B20 Designated Op	A_B4000 Tuition & Educational Fees	-	-	-	-
38			A_B4100 Sales of Goods & Services	-	-	-	-
39			A_B4300 Grants & Contracts	-	-	-	-
40			A_43501 Federal Appropriations	-	-	-	-
41			A_B4400 Other Operating Revenue	-	-	-	-
42			A_B5000 Non Operating Revenues	-	-	-	-
43	A_B5100 Appropriations		-	-	-	-	
44	A_B5300 Gifts		-	-	-	-	
45	A_B5500 Investment Income		-	-	-	-	
46	A_B5600 Other Non Operating Revenues		-	-	-	-	
47			Total Revenue Revenue	-	-	-	-
48			A_B6000 Salaries, Wages & Benefits	-	-	-	-
49			A_B6200 Services & Fees	-	-	-	-
50			A_B6300 Travel	-	-	-	-
51			A_B6400 Supplies	-	-	-	-
52			A_B6450 Utilities	-	-	-	-
53			A_B6500 Repairs & Maintenance	-	-	-	-
54			A_B6550 Rentals & Leases	-	-	-	-
55			A_B6575 Interest Expense	-	-	-	-
56			A_B6600 Claims & Judgements	-	-	-	-
57			A_B6650 Other Expense	-	-	-	-
58			A_B6700 Subcontracts	-	-	-	-
59			A_B6900 Depreciation & Amortization	-	-	-	-
60			A_B7000 Capital Expense	-	-	-	-
61			A_B7200 Discontinued Operations	-	-	-	-
62			A_B7500 Other Non Operating Expenses	-	-	-	-
63			A_B7600 Internal Allocations & Sales	-	-	-	-
64			A_B7700 Funding Tranfers	-	-	-	-
65			Total Expenses Expenses	-	-	-	-
66			Statement of Activities Net Result	-	-	-	-


	A	B	C	D	E	F
1						
2	O_17106: BRAND					
3	Board of Trustees Report					
4	O_17106: BRAND					
5			FY18		FY19	
6	Fund Class - Source	Summary Level Natural Accounts	Budget	Actual through March	Budget	Variance FY18 Budget to FY19 Budget
67		A_B4000 Tuition & Educational Fees	-	-	-	-
68		A_B4100 Sales of Goods & Services	-	-	-	-
69		A_B4300 Grants & Contracts	-	-	-	-
70		A_43501 Federal Appropriations	-	-	-	-
71		A_B4400 Other Operating Revenue	-	-	-	-
72		A_B5000 Non Operating Revenues	-	-	-	-
73		A_B5100 Appropriations	-	-	-	-
74		A_B5300 Gifts	-	-	-	-
75		A_B5500 Investment Income	-	-	-	-
76		A_B5600 Other Non Operating Revenues	-	-	-	-
77		Total_Revenue Revenue	-	-	-	-
78		A_B6000 Salaries, Wages & Benefits	-	-	-	-
79		A_B6200 Services & Fees	-	-	-	-
80		A_B6300 Travel	-	-	-	-
81	FC_B30 Restr	A_B6400 Supplies	-	-	-	-
82	Expendable Op	A_B6450 Utilities	-	-	-	-
83		A_B6500 Repairs & Maintenance	-	-	-	-
84		A_B6550 Rentals & Leases	-	-	-	-
85		A_B6575 Interest Expense	-	-	-	-
86		A_B6600 Claims & Judgements	-	-	-	-
87		A_B6650 Other Expense	-	-	-	-
88		A_B6700 Subcontracts	-	-	-	-
89		A_B6900 Depreciation & Amortization	-	-	-	-
90		A_B7000 Capital Expense	-	-	-	-
91		A_B7200 Discontinued Operations	-	-	-	-
92		A_B7500 Other Non Operating Expenses	-	-	-	-
93		A_B7600 Internal Allocations & Sales	-	-	-	-
94		A_B7700 Funding Tranfers	-	-	-	-
95		Total_Expenses Expenses	-	-	-	-
96		Statement of Activities Net Result	-	-	-	-
97		A_B4000 Tuition & Educational Fees	-	-	-	-
98		A_B4100 Sales of Goods & Services	-	-	-	-
99		A_B4300 Grants & Contracts	-	-	-	-
100		A_43501 Federal Appropriations	-	-	-	-
101		A_B4400 Other Operating Revenue	-	-	-	-
102		A_B5000 Non Operating Revenues	-	-	-	-
103		A_B5100 Appropriations	-	-	-	-
104		A_B5300 Gifts	-	-	-	-
105		A_B5500 Investment Income	-	-	-	-
106		A_B5600 Other Non Operating Revenues	-	-	-	-
107		Total_Revenue Revenue	-	-	-	-
108		A_B6000 Salaries, Wages & Benefits	-	-	-	-
109		A_B6200 Services & Fees	-	-	-	-
110		A_B6300 Travel	-	-	-	-
111	FC_B35 Restr	A_B6400 Supplies	-	-	-	-
112	Expendable Non Op	A_B6450 Utilities	-	-	-	-
113		A_B6500 Repairs & Maintenance	-	-	-	-
114		A_B6550 Rentals & Leases	-	-	-	-
115		A_B6575 Interest Expense	-	-	-	-
116		A_B6600 Claims & Judgements	-	-	-	-
117		A_B6650 Other Expense	-	-	-	-
118		A_B6700 Subcontracts	-	-	-	-
119		A_B6900 Depreciation & Amortization	-	-	-	-
120		A_B7000 Capital Expense	-	-	-	-
121		A_B7200 Discontinued Operations	-	-	-	-
122		A_B7500 Other Non Operating Expenses	-	-	-	-
123		A_B7600 Internal Allocations & Sales	-	-	-	-
124		A_B7700 Funding Tranfers	-	-	-	-
125		Total_Expenses Expenses	-	-	-	-
126		Statement of Activities Net Result	-	-	-	-


	A	B	C	D	E	F
1						
2	O_17106: BRAND					
3	Board of Trustees Report					
4	O_17106: BRAND					
5			FY18		FY19	
6	Fund Class - Source	Summary Level Natural Accounts	Budget	Actual through March	Budget	Variance FY18 Budget to FY19 Budget
127		A_B4000 Tuition & Educational Fees	-	-	-	-
128		A_B4100 Sales of Goods & Services	-	-	-	-
129		A_B4300 Grants & Contracts	-	-	-	-
130		A_43501 Federal Appropriations	-	-	-	-
131		A_B4400 Other Operating Revenue	-	-	-	-
132		A_B5000 Non Operating Revenues	-	-	-	-
133		A_B5100 Appropriations	-	-	-	-
134		A_B5300 Gifts	-	-	-	-
135		A_B5500 Investment Income	-	-	-	-
136		A_B5600 Other Non Operating Revenues	-	-	-	-
137		Total_Revenue Revenue	-	-	-	-
138		A_B6000 Salaries, Wages & Benefits	-	-	-	-
139		A_B6200 Services & Fees	-	-	-	-
140		A_B6300 Travel	-	-	-	-
141	FC_B40 Restr	A_B6400 Supplies	-	-	-	-
142	Grants	A_B6450 Utilities	-	-	-	-
143		A_B6500 Repairs & Maintenance	-	-	-	-
144		A_B6550 Rentals & Leases	-	-	-	-
145		A_B6575 Interest Expense	-	-	-	-
146		A_B6600 Claims & Judgements	-	-	-	-
147		A_B6650 Other Expense	-	-	-	-
148		A_B6700 Subcontracts	-	-	-	-
149		A_B6900 Depreciation & Amortization	-	-	-	-
150		A_B7000 Capital Expense	-	-	-	-
151		A_B7200 Discontinued Operations	-	-	-	-
152		A_B7500 Other Non Operating Expenses	-	-	-	-
153		A_B7600 Internal Allocations & Sales	-	-	-	-
154		A_B7700 Funding Tranfers	-	-	-	-
155		Total_Expenses Expenses	-	-	-	-
156		Statement of Activities Net Result	-	-	-	-
157		A_B4000 Tuition & Educational Fees	-	-	-	-
158		A_B4100 Sales of Goods & Services	-	-	-	-
159		A_B4300 Grants & Contracts	-	-	-	-
160		A_43501 Federal Appropriations	-	-	-	-
161		A_B4400 Other Operating Revenue	-	-	-	-
162		A_B5000 Non Operating Revenues	-	-	-	-
163		A_B5100 Appropriations	-	-	-	-
164		A_B5300 Gifts	-	-	-	-
165		A_B5500 Investment Income	-	-	-	-
166		A_B5600 Other Non Operating Revenues	-	-	-	-
167		Total_Revenue Revenue	-	-	-	-
168		A_B6000 Salaries, Wages & Benefits	-	-	-	-
169		A_B6200 Services & Fees	-	-	-	-
170		A_B6300 Travel	-	-	-	-
171	FC_B45 Restr	A_B6400 Supplies	-	-	-	-
172	Govt Funds	A_B6450 Utilities	-	-	-	-
173		A_B6500 Repairs & Maintenance	-	-	-	-
174		A_B6550 Rentals & Leases	-	-	-	-
175		A_B6575 Interest Expense	-	-	-	-
176		A_B6600 Claims & Judgements	-	-	-	-
177		A_B6650 Other Expense	-	-	-	-
178		A_B6700 Subcontracts	-	-	-	-
179		A_B6900 Depreciation & Amortization	-	-	-	-
180		A_B7000 Capital Expense	-	-	-	-
181		A_B7200 Discontinued Operations	-	-	-	-
182		A_B7500 Other Non Operating Expenses	-	-	-	-
183		A_B7600 Internal Allocations & Sales	-	-	-	-
184		A_B7700 Funding Tranfers	-	-	-	-
185		Total_Expenses Expenses	-	-	-	-
186		Statement of Activities Net Result	-	-	-	-


	A	B	C	D	E	F	
1							
2	O_17107: Medical Education Administration Division						
3	Board of Trustees Report						
4	O_17107: Medical Education Administration Division						
5			FY18		FY19		
6	Fund Class - Source	Summary Level Natural Accounts	Budget	Actual through March	Budget	Variance FY18 Budget to FY19 Budget	
7	FC_105 Unrestricted Operating Class	A_B4000 Tuition & Educational Fees	-	-	-	-	
8		A_B4100 Sales of Goods & Services	-	-	-	-	
9		A_B4300 Grants & Contracts	-	-	-	-	
10		A_43501 Federal Appropriations	-	-	-	-	
11		A_B4400 Other Operating Revenue	-	-	-	-	
12		A_B5000 Non Operating Revenues	-	-	-	-	
13		A_B5100 Appropriations	-	-	-	-	
14		A_B5300 Gifts	-	-	-	-	
15		A_B5500 Investment Income	-	-	-	-	
16		A_B5600 Other Non Operating Revenues	-	-	-	-	
17			Total Revenue Revenue	-	-	-	-
18			A_B6000 Salaries, Wages & Benefits	-	-	-	-
19			A_B6200 Services & Fees	-	-	-	-
20			A_B6300 Travel	-	-	-	-
21			A_B6400 Supplies	-	-	-	-
22			A_B6450 Utilities	-	-	-	-
23			A_B6500 Repairs & Maintenance	-	-	-	-
24			A_B6550 Rentals & Leases	-	-	-	-
25			A_B6575 Interest Expense	-	-	-	-
26			A_B6600 Claims & Judgements	-	-	-	-
27			A_B6650 Other Expense	-	-	-	-
28			A_B6700 Subcontracts	-	-	-	-
29			A_B6900 Depreciation & Amortization	-	-	-	-
30			A_B7000 Capital Expense	-	-	-	-
31			A_B7200 Discontinued Operations	-	-	-	-
32			A_B7500 Other Non Operating Expenses	-	-	-	-
33			A_B7600 Internal Allocations & Sales	-	-	-	-
34			A_B7700 Funding Tranfers	-	-	-	-
35			Total Expenses Expenses	-	-	-	-
36			Statement of Activities Net Result	-	-	-	-
37		FC_B20 Designated Op	A_B4000 Tuition & Educational Fees	-	-	-	-
38			A_B4100 Sales of Goods & Services	-	-	-	-
39			A_B4300 Grants & Contracts	-	-	-	-
40			A_43501 Federal Appropriations	-	-	-	-
41			A_B4400 Other Operating Revenue	-	-	-	-
42			A_B5000 Non Operating Revenues	-	-	-	-
43	A_B5100 Appropriations		-	-	-	-	
44	A_B5300 Gifts		-	-	-	-	
45	A_B5500 Investment Income		-	-	-	-	
46	A_B5600 Other Non Operating Revenues		-	-	-	-	
47			Total Revenue Revenue	-	-	-	-
48			A_B6000 Salaries, Wages & Benefits	-	-	-	-
49			A_B6200 Services & Fees	-	-	-	-
50			A_B6300 Travel	-	-	-	-
51			A_B6400 Supplies	-	-	-	-
52			A_B6450 Utilities	-	-	-	-
53			A_B6500 Repairs & Maintenance	-	-	-	-
54			A_B6550 Rentals & Leases	-	-	-	-
55			A_B6575 Interest Expense	-	-	-	-
56			A_B6600 Claims & Judgements	-	-	-	-
57			A_B6650 Other Expense	-	-	-	-
58			A_B6700 Subcontracts	-	-	-	-
59			A_B6900 Depreciation & Amortization	-	-	-	-
60			A_B7000 Capital Expense	-	-	-	-
61			A_B7200 Discontinued Operations	-	-	-	-
62			A_B7500 Other Non Operating Expenses	-	-	-	-
63			A_B7600 Internal Allocations & Sales	-	-	-	-
64			A_B7700 Funding Tranfers	-	-	-	-
65			Total Expenses Expenses	-	-	-	-
66			Statement of Activities Net Result	-	-	-	-


	A	B	C	D	E	F
1						
2	O_17107: Medical Education Administration Division					
3	Board of Trustees Report					
4	O_17107: Medical Education Administration Division					
5			FY18		FY19	
6	Fund Class - Source	Summary Level Natural Accounts	Budget	Actual through March	Budget	Variance FY18 Budget to FY19 Budget
67		A_B4000 Tuition & Educational Fees	-	-	-	-
68		A_B4100 Sales of Goods & Services	-	-	-	-
69		A_B4300 Grants & Contracts	-	-	-	-
70		A_43501 Federal Appropriations	-	-	-	-
71		A_B4400 Other Operating Revenue	-	-	-	-
72		A_B5000 Non Operating Revenues	-	-	-	-
73		A_B5100 Appropriations	-	-	-	-
74		A_B5300 Gifts	-	-	-	-
75		A_B5500 Investment Income	-	-	-	-
76		A_B5600 Other Non Operating Revenues	-	-	-	-
77		Total Revenue Revenue	-	-	-	-
78		A_B6000 Salaries, Wages & Benefits	-	-	-	-
79		A_B6200 Services & Fees	-	-	-	-
80		A_B6300 Travel	-	-	-	-
81	FC_B30 Restr	A_B6400 Supplies	-	-	-	-
82	Expendable Op	A_B6450 Utilities	-	-	-	-
83		A_B6500 Repairs & Maintenance	-	-	-	-
84		A_B6550 Rentals & Leases	-	-	-	-
85		A_B6575 Interest Expense	-	-	-	-
86		A_B6600 Claims & Judgements	-	-	-	-
87		A_B6650 Other Expense	-	-	-	-
88		A_B6700 Subcontracts	-	-	-	-
89		A_B6900 Depreciation & Amortization	-	-	-	-
90		A_B7000 Capital Expense	-	-	-	-
91		A_B7200 Discontinued Operations	-	-	-	-
92		A_B7500 Other Non Operating Expenses	-	-	-	-
93		A_B7600 Internal Allocations & Sales	-	-	-	-
94		A_B7700 Funding Tranfers	-	-	-	-
95		Total Expenses Expenses	-	-	-	-
96		Statement of Activities Net Result	-	-	-	-
97		A_B4000 Tuition & Educational Fees	-	-	-	-
98		A_B4100 Sales of Goods & Services	-	-	-	-
99		A_B4300 Grants & Contracts	-	-	-	-
100		A_43501 Federal Appropriations	-	-	-	-
101		A_B4400 Other Operating Revenue	-	-	-	-
102		A_B5000 Non Operating Revenues	-	-	-	-
103		A_B5100 Appropriations	-	-	-	-
104		A_B5300 Gifts	-	-	-	-
105		A_B5500 Investment Income	-	-	-	-
106		A_B5600 Other Non Operating Revenues	-	-	-	-
107		Total Revenue Revenue	-	-	-	-
108		A_B6000 Salaries, Wages & Benefits	-	-	-	-
109		A_B6200 Services & Fees	-	-	-	-
110		A_B6300 Travel	-	-	-	-
111	FC_B35 Restr	A_B6400 Supplies	-	-	-	-
112	Expendable	A_B6450 Utilities	-	-	-	-
113	Non Op	A_B6500 Repairs & Maintenance	-	-	-	-
114		A_B6550 Rentals & Leases	-	-	-	-
115		A_B6575 Interest Expense	-	-	-	-
116		A_B6600 Claims & Judgements	-	-	-	-
117		A_B6650 Other Expense	-	-	-	-
118		A_B6700 Subcontracts	-	-	-	-
119		A_B6900 Depreciation & Amortization	-	-	-	-
120		A_B7000 Capital Expense	-	-	-	-
121		A_B7200 Discontinued Operations	-	-	-	-
122		A_B7500 Other Non Operating Expenses	-	-	-	-
123		A_B7600 Internal Allocations & Sales	-	-	-	-
124		A_B7700 Funding Tranfers	-	-	-	-
125		Total Expenses Expenses	-	-	-	-
126		Statement of Activities Net Result	-	-	-	-


	A	B	C	D	E	F
1						
2	O_17107: Medical Education Administration Division					
3	Board of Trustees Report					
4	O_17107: Medical Education Administration Division					
5			FY18		FY19	
6	Fund Class - Source	Summary Level Natural Accounts	Budget	Actual through March	Budget	Variance FY18 Budget to FY19 Budget
127		A_B4000 Tuition & Educational Fees	-	-	-	-
128		A_B4100 Sales of Goods & Services	-	-	-	-
129		A_B4300 Grants & Contracts	-	-	-	-
130		A_43501 Federal Appropriations	-	-	-	-
131		A_B4400 Other Operating Revenue	-	-	-	-
132		A_B5000 Non Operating Revenues	-	-	-	-
133		A_B5100 Appropriations	-	-	-	-
134		A_B5300 Gifts	-	-	-	-
135		A_B5500 Investment Income	-	-	-	-
136		A_B5600 Other Non Operating Revenues	-	-	-	-
137		Total_Revenue Revenue	-	-	-	-
138		A_B6000 Salaries, Wages & Benefits	-	-	-	-
139		A_B6200 Services & Fees	-	-	-	-
140		A_B6300 Travel	-	-	-	-
141	FC_B40 Restr	A_B6400 Supplies	-	-	-	-
142	Grants	A_B6450 Utilities	-	-	-	-
143		A_B6500 Repairs & Maintenance	-	-	-	-
144		A_B6550 Rentals & Leases	-	-	-	-
145		A_B6575 Interest Expense	-	-	-	-
146		A_B6600 Claims & Judgements	-	-	-	-
147		A_B6650 Other Expense	-	-	-	-
148		A_B6700 Subcontracts	-	-	-	-
149		A_B6900 Depreciation & Amortization	-	-	-	-
150		A_B7000 Capital Expense	-	-	-	-
151		A_B7200 Discontinued Operations	-	-	-	-
152		A_B7500 Other Non Operating Expenses	-	-	-	-
153		A_B7600 Internal Allocations & Sales	-	-	-	-
154		A_B7700 Funding Tranfers	-	-	-	-
155		Total_Expenses Expenses	-	-	-	-
156		Statement of Activities Net Result	-	-	-	-
157		A_B4000 Tuition & Educational Fees	-	-	-	-
158		A_B4100 Sales of Goods & Services	-	-	-	-
159		A_B4300 Grants & Contracts	-	-	-	-
160		A_43501 Federal Appropriations	-	-	-	-
161		A_B4400 Other Operating Revenue	-	-	-	-
162		A_B5000 Non Operating Revenues	-	-	-	-
163		A_B5100 Appropriations	-	-	-	-
164		A_B5300 Gifts	-	-	-	-
165		A_B5500 Investment Income	-	-	-	-
166		A_B5600 Other Non Operating Revenues	-	-	-	-
167		Total_Revenue Revenue	-	-	-	-
168		A_B6000 Salaries, Wages & Benefits	-	-	-	-
169		A_B6200 Services & Fees	-	-	-	-
170		A_B6300 Travel	-	-	-	-
171	FC_B45 Restr	A_B6400 Supplies	-	-	-	-
172	Govt Funds	A_B6450 Utilities	-	-	-	-
173		A_B6500 Repairs & Maintenance	-	-	-	-
174		A_B6550 Rentals & Leases	-	-	-	-
175		A_B6575 Interest Expense	-	-	-	-
176		A_B6600 Claims & Judgements	-	-	-	-
177		A_B6650 Other Expense	-	-	-	-
178		A_B6700 Subcontracts	-	-	-	-
179		A_B6900 Depreciation & Amortization	-	-	-	-
180		A_B7000 Capital Expense	-	-	-	-
181		A_B7200 Discontinued Operations	-	-	-	-
182		A_B7500 Other Non Operating Expenses	-	-	-	-
183		A_B7600 Internal Allocations & Sales	-	-	-	-
184		A_B7700 Funding Tranfers	-	-	-	-
185		Total_Expenses Expenses	-	-	-	-
186		Statement of Activities Net Result	-	-	-	-


	A	B	C	D	E	F	
1							
2	O_C1800: College of Law Subdivision						
3	Board of Trustees Report						
4	O_C1800: College of Law Subdivision						
5			FY18		FY19		
6	Fund Class - Source	Summary Level Natural Accounts	Budget	Actual through March	Budget	Variance FY18 Budget to FY19 Budget	
7	FC_105 Unrestricted Operating Class	A_B4000 Tuition & Educational Fees	(348,785)	(426,799)	(275,417)	73,368	
8		A_B4100 Sales of Goods & Services	-	(76,927)	(58,825)	(58,825)	
9		A_B4300 Grants & Contracts	-	-	-	-	
10		A_43501 Federal Appropriations	-	-	-	-	
11		A_B4400 Other Operating Revenue	-	(196)	-	-	
12		A_B5000 Non Operating Revenues	-	-	-	-	
13		A_B5100 Appropriations	-	-	-	-	
14		A_B5300 Gifts	-	-	-	-	
15		A_B5500 Investment Income	-	-	-	-	
16		A_B5600 Other Non Operating Revenues	(56,396)	-	(8,500)	47,896	
17		Total_Revenue Revenue	(405,181)	(503,922)	(342,742)	62,439	
18		A_B6000 Salaries, Wages & Benefits	5,102,336	3,540,904	5,113,358	11,022	
19		A_B6200 Services & Fees	91,022	61,194	57,750	(33,272)	
20		A_B6300 Travel	88,757	118,487	91,000	2,243	
21		A_B6400 Supplies	863,543	764,709	843,899	(19,644)	
22		A_B6450 Utilities	502	286	1,000	498	
23		A_B6500 Repairs & Maintenance	11,400	14,554	13,500	2,100	
24		A_B6550 Rentals & Leases	2,600	425	2,600	-	
25		A_B6575 Interest Expense	-	-	-	-	
26		A_B6600 Claims & Judgements	-	-	-	-	
27		A_B6650 Other Expense	71,096	48,901	65,350	(5,746)	
28		A_B6700 Subcontracts	-	-	-	-	
29		A_B6900 Depreciation & Amortization	-	-	-	-	
30		A_B7000 Capital Expense	-	-	-	-	
31		A_B7200 Discontinued Operations	-	-	-	-	
32		A_B7500 Other Non Operating Expenses	-	-	(13,750)	(13,750)	
33		A_B7600 Internal Allocations & Sales	(700)	46,650	39,400	40,100	
34		A_B7700 Funding Tranfers	(17,572)	-	-	17,572	
35		Total_Expenses Expenses	6,212,983	4,596,109	6,214,107	1,124	
36		Statement of Activities Net Result	5,807,802	4,092,187	5,871,365	63,562	
37		FC_B20 Designated Op	A_B4000 Tuition & Educational Fees	(11,320)	-	(11,320)	-
38			A_B4100 Sales of Goods & Services	-	-	-	-
39			A_B4300 Grants & Contracts	-	-	-	-
40			A_43501 Federal Appropriations	-	-	-	-
41			A_B4400 Other Operating Revenue	(9,000)	(8,880)	(9,000)	-
42			A_B5000 Non Operating Revenues	-	-	-	-
43	A_B5100 Appropriations		-	-	-	-	
44	A_B5300 Gifts		-	-	-	-	
45	A_B5500 Investment Income		-	-	-	-	
46	A_B5600 Other Non Operating Revenues		-	-	-	-	
47	Total_Revenue Revenue		(20,320)	(8,880)	(20,320)	-	
48	A_B6000 Salaries, Wages & Benefits		-	-	-	-	
49	A_B6200 Services & Fees		10,202	-	9,000	(1,202)	
50	A_B6300 Travel		500	-	-	(500)	
51	A_B6400 Supplies		435	4,937	11,320	10,885	
52	A_B6450 Utilities		-	-	-	-	
53	A_B6500 Repairs & Maintenance		-	-	-	-	
54	A_B6550 Rentals & Leases		-	-	-	-	
55	A_B6575 Interest Expense		-	-	-	-	
56	A_B6600 Claims & Judgements		-	-	-	-	
57	A_B6650 Other Expense		-	-	-	-	
58	A_B6700 Subcontracts		-	-	-	-	
59	A_B6900 Depreciation & Amortization		-	-	-	-	
60	A_B7000 Capital Expense		-	-	-	-	
61	A_B7200 Discontinued Operations		-	-	-	-	
62	A_B7500 Other Non Operating Expenses		-	-	-	-	
63	A_B7600 Internal Allocations & Sales		-	261	-	-	
64	A_B7700 Funding Tranfers		9,183	-	-	(9,183)	
65	Total_Expenses Expenses		20,320	5,198	20,320	-	
66	Statement of Activities Net Result		-	(3,682)	-	-	


	A	B	C	D	E	F
1						
2	O_C1800: College of Law Subdivision					
3	Board of Trustees Report					
4	O_C1800: College of Law Subdivision					
5				FY18	FY19	
6	Fund Class - Source	Summary Level Natural Accounts	Budget	Actual through March	Budget	Variance FY18 Budget to FY19 Budget
67		A_B4000 Tuition & Educational Fees	-	143,760	181,000	181,000
68		A_B4100 Sales of Goods & Services	-	-	-	-
69		A_B4300 Grants & Contracts	-	-	-	-
70		A_43501 Federal Appropriations	-	-	-	-
71		A_B4400 Other Operating Revenue	-	-	-	-
72		A_B5000 Non Operating Revenues	-	-	-	-
73		A_B5100 Appropriations	-	(130,180)	-	-
74		A_B5300 Gifts	-	(491,178)	(1,059,075)	(1,059,075)
75		A_B5500 Investment Income	-	-	-	-
76		A_B5600 Other Non Operating Revenues	-	-	-	-
77		Total_Revenue Revenue	-	(477,599)	(878,075)	(878,075)
78		A_B6000 Salaries, Wages & Benefits	-	548,316	808,375	808,375
79		A_B6200 Services & Fees	-	31,843	10,000	10,000
80		A_B6300 Travel	-	10,181	30,000	30,000
81	FC_B30 Restr	A_B6400 Supplies	-	4,782	4,200	4,200
82	Expendable Op	A_B6450 Utilities	-	-	-	-
83		A_B6500 Repairs & Maintenance	-	-	-	-
84		A_B6550 Rentals & Leases	-	-	-	-
85		A_B6575 Interest Expense	-	-	-	-
86		A_B6600 Claims & Judgements	-	-	-	-
87		A_B6650 Other Expense	-	6	500	500
88		A_B6700 Subcontracts	-	-	-	-
89		A_B6900 Depreciation & Amortization	-	-	-	-
90		A_B7000 Capital Expense	-	-	-	-
91		A_B7200 Discontinued Operations	-	-	-	-
92		A_B7500 Other Non Operating Expenses	-	-	-	-
93		A_B7600 Internal Allocations & Sales	-	16,121	25,000	25,000
94		A_B7700 Funding Tranfers	-	-	-	-
95		Total_Expenses Expenses	-	611,248	878,075	878,075
96		Statement of Activities Net Result	-	133,649	-	-
97		A_B4000 Tuition & Educational Fees	-	-	-	-
98		A_B4100 Sales of Goods & Services	-	-	-	-
99		A_B4300 Grants & Contracts	-	-	-	-
100		A_43501 Federal Appropriations	-	-	-	-
101		A_B4400 Other Operating Revenue	-	-	-	-
102		A_B5000 Non Operating Revenues	-	-	-	-
103		A_B5100 Appropriations	-	-	-	-
104		A_B5300 Gifts	-	-	-	-
105		A_B5500 Investment Income	-	-	-	-
106		A_B5600 Other Non Operating Revenues	-	-	-	-
107		Total_Revenue Revenue	-	-	-	-
108		A_B6000 Salaries, Wages & Benefits	-	-	-	-
109		A_B6200 Services & Fees	-	-	-	-
110		A_B6300 Travel	-	-	-	-
111	FC_B35 Restr	A_B6400 Supplies	-	-	-	-
112	Expendable Non Op	A_B6450 Utilities	-	-	-	-
113		A_B6500 Repairs & Maintenance	-	-	-	-
114		A_B6550 Rentals & Leases	-	-	-	-
115		A_B6575 Interest Expense	-	-	-	-
116		A_B6600 Claims & Judgements	-	-	-	-
117		A_B6650 Other Expense	-	-	-	-
118		A_B6700 Subcontracts	-	-	-	-
119		A_B6900 Depreciation & Amortization	-	-	-	-
120		A_B7000 Capital Expense	-	-	-	-
121		A_B7200 Discontinued Operations	-	-	-	-
122		A_B7500 Other Non Operating Expenses	-	-	-	-
123		A_B7600 Internal Allocations & Sales	-	-	-	-
124		A_B7700 Funding Tranfers	-	-	-	-
125		Total_Expenses Expenses	-	-	-	-
126		Statement of Activities Net Result	-	-	-	-


	A	B	C	D	E	F
1						
2	O_C1800: College of Law Subdivision					
3	Board of Trustees Report					
4	O_C1800: College of Law Subdivision					
5			FY18		FY19	
6	Fund Class - Source	Summary Level Natural Accounts	Budget	Actual through March	Budget	Variance FY18 Budget to FY19 Budget
127		A_B4000 Tuition & Educational Fees	-	-	-	-
128		A_B4100 Sales of Goods & Services	-	-	-	-
129		A_B4300 Grants & Contracts	-	-	-	-
130		A_43501 Federal Appropriations	-	-	-	-
131		A_B4400 Other Operating Revenue	-	-	-	-
132		A_B5000 Non Operating Revenues	-	-	-	-
133		A_B5100 Appropriations	-	-	-	-
134		A_B5300 Gifts	-	-	-	-
135		A_B5500 Investment Income	-	-	-	-
136		A_B5600 Other Non Operating Revenues	-	-	-	-
137		Total_Revenue Revenue	-	-	-	-
138		A_B6000 Salaries, Wages & Benefits	-	-	-	-
139		A_B6200 Services & Fees	-	-	-	-
140		A_B6300 Travel	-	-	-	-
141	FC_B40 Restr	A_B6400 Supplies	-	-	-	-
142	Grants	A_B6450 Utilities	-	-	-	-
143		A_B6500 Repairs & Maintenance	-	-	-	-
144		A_B6550 Rentals & Leases	-	-	-	-
145		A_B6575 Interest Expense	-	-	-	-
146		A_B6600 Claims & Judgements	-	-	-	-
147		A_B6650 Other Expense	-	-	-	-
148		A_B6700 Subcontracts	-	-	-	-
149		A_B6900 Depreciation & Amortization	-	-	-	-
150		A_B7000 Capital Expense	-	-	-	-
151		A_B7200 Discontinued Operations	-	-	-	-
152		A_B7500 Other Non Operating Expenses	-	-	-	-
153		A_B7600 Internal Allocations & Sales	-	-	-	-
154		A_B7700 Funding Tranfers	-	-	-	-
155		Total_Expenses Expenses	-	-	-	-
156		Statement of Activities Net Result	-	-	-	-
157		A_B4000 Tuition & Educational Fees	-	-	-	-
158		A_B4100 Sales of Goods & Services	-	-	-	-
159		A_B4300 Grants & Contracts	-	-	-	-
160		A_43501 Federal Appropriations	-	-	-	-
161		A_B4400 Other Operating Revenue	-	-	-	-
162		A_B5000 Non Operating Revenues	-	-	-	-
163		A_B5100 Appropriations	-	-	-	-
164		A_B5300 Gifts	-	-	-	-
165		A_B5500 Investment Income	-	-	-	-
166		A_B5600 Other Non Operating Revenues	-	-	-	-
167		Total_Revenue Revenue	-	-	-	-
168		A_B6000 Salaries, Wages & Benefits	-	-	-	-
169		A_B6200 Services & Fees	-	-	-	-
170		A_B6300 Travel	-	-	-	-
171	FC_B45 Restr	A_B6400 Supplies	-	-	-	-
172	Govt Funds	A_B6450 Utilities	-	-	-	-
173		A_B6500 Repairs & Maintenance	-	-	-	-
174		A_B6550 Rentals & Leases	-	-	-	-
175		A_B6575 Interest Expense	-	-	-	-
176		A_B6600 Claims & Judgements	-	-	-	-
177		A_B6650 Other Expense	-	-	-	-
178		A_B6700 Subcontracts	-	-	-	-
179		A_B6900 Depreciation & Amortization	-	-	-	-
180		A_B7000 Capital Expense	-	-	-	-
181		A_B7200 Discontinued Operations	-	-	-	-
182		A_B7500 Other Non Operating Expenses	-	-	-	-
183		A_B7600 Internal Allocations & Sales	-	-	-	-
184		A_B7700 Funding Tranfers	-	-	-	-
185		Total_Expenses Expenses	-	-	-	-
186		Statement of Activities Net Result	-	-	-	-


	A	B	C	D	E	F	
1							
2	O_18001: College of Law Deans Office						
3	Board of Trustees Report						
4	O_18001: College of Law Deans Office						
5			FY18		FY19		
6	Fund Class - Source	Summary Level Natural Accounts	Budget	Actual through March	Budget	Variance FY18 Budget to FY19 Budget	
7	FC_105 Unrestricted Operating Class	A_B4000 Tuition & Educational Fees	(348,785)	(426,799)	(275,417)	73,368	
8		A_B4100 Sales of Goods & Services	-	(47,764)	(48,000)	(48,000)	
9		A_B4300 Grants & Contracts	-	-	-	-	
10		A_43501 Federal Appropriations	-	-	-	-	
11		A_B4400 Other Operating Revenue	-	(151)	-	-	
12		A_B5000 Non Operating Revenues	-	-	-	-	
13		A_B5100 Appropriations	-	-	-	-	
14		A_B5300 Gifts	-	-	-	-	
15		A_B5500 Investment Income	-	-	-	-	
16		A_B5600 Other Non Operating Revenues	(25,000)	-	-	25,000	
17			Total_Revenue Revenue	(373,785)	(474,714)	(323,417)	50,368
18			A_B6000 Salaries, Wages & Benefits	1,788,195	1,277,365	1,845,350	57,154
19			A_B6200 Services & Fees	2,200	5,696	9,000	6,800
20			A_B6300 Travel	5,957	5,992	12,000	6,043
21			A_B6400 Supplies	700	870	1,000	300
22			A_B6450 Utilities	-	44	-	-
23			A_B6500 Repairs & Maintenance	-	434	-	-
24			A_B6550 Rentals & Leases	-	375	-	-
25			A_B6575 Interest Expense	-	-	-	-
26			A_B6600 Claims & Judgements	-	-	-	-
27			A_B6650 Other Expense	-	4,738	5,200	5,200
28			A_B6700 Subcontracts	-	-	-	-
29			A_B6900 Depreciation & Amortization	-	-	-	-
30			A_B7000 Capital Expense	-	-	-	-
31			A_B7200 Discontinued Operations	-	-	-	-
32			A_B7500 Other Non Operating Expenses	-	-	(13,750)	(13,750)
33			A_B7600 Internal Allocations & Sales	(700)	1,375	1,500	2,200
34			A_B7700 Funding Tranfers	(19,273)	-	-	19,273
35			Total_Expenses Expenses	1,777,080	1,296,889	1,860,300	83,220
36			Statement of Activities Net Result	1,403,295	822,175	1,536,883	133,588
37		FC_B20 Designated Op	A_B4000 Tuition & Educational Fees	(11,320)	-	(11,320)	-
38			A_B4100 Sales of Goods & Services	-	-	-	-
39			A_B4300 Grants & Contracts	-	-	-	-
40			A_43501 Federal Appropriations	-	-	-	-
41			A_B4400 Other Operating Revenue	(9,000)	(8,880)	(9,000)	-
42			A_B5000 Non Operating Revenues	-	-	-	-
43	A_B5100 Appropriations		-	-	-	-	
44	A_B5300 Gifts		-	-	-	-	
45	A_B5500 Investment Income		-	-	-	-	
46	A_B5600 Other Non Operating Revenues		-	-	-	-	
47			Total_Revenue Revenue	(20,320)	(8,880)	(20,320)	-
48			A_B6000 Salaries, Wages & Benefits	-	-	-	-
49			A_B6200 Services & Fees	10,202	-	9,000	(1,202)
50			A_B6300 Travel	500	-	-	(500)
51			A_B6400 Supplies	435	4,937	11,320	10,885
52			A_B6450 Utilities	-	-	-	-
53			A_B6500 Repairs & Maintenance	-	-	-	-
54			A_B6550 Rentals & Leases	-	-	-	-
55			A_B6575 Interest Expense	-	-	-	-
56			A_B6600 Claims & Judgements	-	-	-	-
57			A_B6650 Other Expense	-	-	-	-
58			A_B6700 Subcontracts	-	-	-	-
59			A_B6900 Depreciation & Amortization	-	-	-	-
60			A_B7000 Capital Expense	-	-	-	-
61			A_B7200 Discontinued Operations	-	-	-	-
62			A_B7500 Other Non Operating Expenses	-	-	-	-
63			A_B7600 Internal Allocations & Sales	-	261	-	-
64			A_B7700 Funding Tranfers	9,183	-	-	(9,183)
65			Total_Expenses Expenses	20,320	5,198	20,320	-
66			Statement of Activities Net Result	-	(3,682)	-	-


	A	B	C	D	E	F
1						
2	O_18001: College of Law Deans Office					
3	Board of Trustees Report					
4	O_18001: College of Law Deans Office					
5				FY18	FY19	
6	Fund Class - Source	Summary Level Natural Accounts	Budget	Actual through March	Budget	Variance FY18 Budget to FY19 Budget
67		A_B4000 Tuition & Educational Fees	-	20,500	84,500	84,500
68		A_B4100 Sales of Goods & Services	-	-	-	-
69		A_B4300 Grants & Contracts	-	-	-	-
70		A_43501 Federal Appropriations	-	-	-	-
71		A_B4400 Other Operating Revenue	-	-	-	-
72		A_B5000 Non Operating Revenues	-	-	-	-
73		A_B5100 Appropriations	-	(130,180)	-	-
74		A_B5300 Gifts	-	(40,330)	(483,353)	(483,353)
75		A_B5500 Investment Income	-	-	-	-
76		A_B5600 Other Non Operating Revenues	-	-	-	-
77		Total_Revenue Revenue	-	(150,010)	(398,853)	(398,853)
78		A_B6000 Salaries, Wages & Benefits	-	187,691	347,653	347,653
79		A_B6200 Services & Fees	-	21,558	7,000	7,000
80		A_B6300 Travel	-	2,140	18,000	18,000
81	FC_B30 Restr	A_B6400 Supplies	-	148	1,200	1,200
82	Expendable Op	A_B6450 Utilities	-	-	-	-
83		A_B6500 Repairs & Maintenance	-	-	-	-
84		A_B6550 Rentals & Leases	-	-	-	-
85		A_B6575 Interest Expense	-	-	-	-
86		A_B6600 Claims & Judgements	-	-	-	-
87		A_B6650 Other Expense	-	3	-	-
88		A_B6700 Subcontracts	-	-	-	-
89		A_B6900 Depreciation & Amortization	-	-	-	-
90		A_B7000 Capital Expense	-	-	-	-
91		A_B7200 Discontinued Operations	-	-	-	-
92		A_B7500 Other Non Operating Expenses	-	-	-	-
93		A_B7600 Internal Allocations & Sales	-	3,085	25,000	25,000
94		A_B7700 Funding Tranfers	-	-	-	-
95		Total_Expenses Expenses	-	214,625	398,853	398,853
96		Statement of Activities Net Result	-	64,615	-	-
97		A_B4000 Tuition & Educational Fees	-	-	-	-
98		A_B4100 Sales of Goods & Services	-	-	-	-
99		A_B4300 Grants & Contracts	-	-	-	-
100		A_43501 Federal Appropriations	-	-	-	-
101		A_B4400 Other Operating Revenue	-	-	-	-
102		A_B5000 Non Operating Revenues	-	-	-	-
103		A_B5100 Appropriations	-	-	-	-
104		A_B5300 Gifts	-	-	-	-
105		A_B5500 Investment Income	-	-	-	-
106		A_B5600 Other Non Operating Revenues	-	-	-	-
107		Total_Revenue Revenue	-	-	-	-
108		A_B6000 Salaries, Wages & Benefits	-	-	-	-
109		A_B6200 Services & Fees	-	-	-	-
110		A_B6300 Travel	-	-	-	-
111	FC_B35 Restr	A_B6400 Supplies	-	-	-	-
112	Expendable Non Op	A_B6450 Utilities	-	-	-	-
113		A_B6500 Repairs & Maintenance	-	-	-	-
114		A_B6550 Rentals & Leases	-	-	-	-
115		A_B6575 Interest Expense	-	-	-	-
116		A_B6600 Claims & Judgements	-	-	-	-
117		A_B6650 Other Expense	-	-	-	-
118		A_B6700 Subcontracts	-	-	-	-
119		A_B6900 Depreciation & Amortization	-	-	-	-
120		A_B7000 Capital Expense	-	-	-	-
121		A_B7200 Discontinued Operations	-	-	-	-
122		A_B7500 Other Non Operating Expenses	-	-	-	-
123		A_B7600 Internal Allocations & Sales	-	-	-	-
124		A_B7700 Funding Tranfers	-	-	-	-
125		Total_Expenses Expenses	-	-	-	-
126		Statement of Activities Net Result	-	-	-	-


	A	B	C	D	E	F
1						
2	O_18001: College of Law Deans Office					
3	Board of Trustees Report					
4	O_18001: College of Law Deans Office					
5			FY18		FY19	
6	Fund Class - Source	Summary Level Natural Accounts	Budget	Actual through March	Budget	Variance FY18 Budget to FY19 Budget
127		A_B4000 Tuition & Educational Fees	-	-	-	-
128		A_B4100 Sales of Goods & Services	-	-	-	-
129		A_B4300 Grants & Contracts	-	-	-	-
130		A_43501 Federal Appropriations	-	-	-	-
131		A_B4400 Other Operating Revenue	-	-	-	-
132		A_B5000 Non Operating Revenues	-	-	-	-
133		A_B5100 Appropriations	-	-	-	-
134		A_B5300 Gifts	-	-	-	-
135		A_B5500 Investment Income	-	-	-	-
136		A_B5600 Other Non Operating Revenues	-	-	-	-
137		Total_Revenue Revenue	-	-	-	-
138		A_B6000 Salaries, Wages & Benefits	-	-	-	-
139		A_B6200 Services & Fees	-	-	-	-
140		A_B6300 Travel	-	-	-	-
141	FC_B40 Restr	A_B6400 Supplies	-	-	-	-
142	Grants	A_B6450 Utilities	-	-	-	-
143		A_B6500 Repairs & Maintenance	-	-	-	-
144		A_B6550 Rentals & Leases	-	-	-	-
145		A_B6575 Interest Expense	-	-	-	-
146		A_B6600 Claims & Judgements	-	-	-	-
147		A_B6650 Other Expense	-	-	-	-
148		A_B6700 Subcontracts	-	-	-	-
149		A_B6900 Depreciation & Amortization	-	-	-	-
150		A_B7000 Capital Expense	-	-	-	-
151		A_B7200 Discontinued Operations	-	-	-	-
152		A_B7500 Other Non Operating Expenses	-	-	-	-
153		A_B7600 Internal Allocations & Sales	-	-	-	-
154		A_B7700 Funding Tranfers	-	-	-	-
155		Total_Expenses Expenses	-	-	-	-
156		Statement of Activities Net Result	-	-	-	-
157		A_B4000 Tuition & Educational Fees	-	-	-	-
158		A_B4100 Sales of Goods & Services	-	-	-	-
159		A_B4300 Grants & Contracts	-	-	-	-
160		A_43501 Federal Appropriations	-	-	-	-
161		A_B4400 Other Operating Revenue	-	-	-	-
162		A_B5000 Non Operating Revenues	-	-	-	-
163		A_B5100 Appropriations	-	-	-	-
164		A_B5300 Gifts	-	-	-	-
165		A_B5500 Investment Income	-	-	-	-
166		A_B5600 Other Non Operating Revenues	-	-	-	-
167		Total_Revenue Revenue	-	-	-	-
168		A_B6000 Salaries, Wages & Benefits	-	-	-	-
169		A_B6200 Services & Fees	-	-	-	-
170		A_B6300 Travel	-	-	-	-
171	FC_B45 Restr	A_B6400 Supplies	-	-	-	-
172	Govt Funds	A_B6450 Utilities	-	-	-	-
173		A_B6500 Repairs & Maintenance	-	-	-	-
174		A_B6550 Rentals & Leases	-	-	-	-
175		A_B6575 Interest Expense	-	-	-	-
176		A_B6600 Claims & Judgements	-	-	-	-
177		A_B6650 Other Expense	-	-	-	-
178		A_B6700 Subcontracts	-	-	-	-
179		A_B6900 Depreciation & Amortization	-	-	-	-
180		A_B7000 Capital Expense	-	-	-	-
181		A_B7200 Discontinued Operations	-	-	-	-
182		A_B7500 Other Non Operating Expenses	-	-	-	-
183		A_B7600 Internal Allocations & Sales	-	-	-	-
184		A_B7700 Funding Tranfers	-	-	-	-
185		Total_Expenses Expenses	-	-	-	-
186		Statement of Activities Net Result	-	-	-	-


	A	B	C	D	E	F	
1							
2	O_18002: College of Law Academic Depts						
3	Board of Trustees Report						
4	O_18002: College of Law Academic Depts						
5			FY18		FY19		
6	Fund Class - Source	Summary Level Natural Accounts	Budget	Actual through March	Budget	Variance FY18 Budget to FY19 Budget	
7	FC_105 Unrestricted Operating Class	A_B4000 Tuition & Educational Fees	-	-	-	-	
8		A_B4100 Sales of Goods & Services	-	(29,138)	(10,750)	(10,750)	
9		A_B4300 Grants & Contracts	-	-	-	-	
10		A_43501 Federal Appropriations	-	-	-	-	
11		A_B4400 Other Operating Revenue	-	(10)	-	-	
12		A_B5000 Non Operating Revenues	-	-	-	-	
13		A_B5100 Appropriations	-	-	-	-	
14		A_B5300 Gifts	-	-	-	-	
15		A_B5500 Investment Income	-	-	-	-	
16		A_B5600 Other Non Operating Revenues	(31,396)	-	(8,500)	22,896	
17		Total Revenue Revenue	(31,396)	(29,148)	(19,250)	12,146	
18		A_B6000 Salaries, Wages & Benefits	3,302,695	2,257,423	3,257,048	(45,647)	
19		A_B6200 Services & Fees	80,222	54,513	45,700	(34,522)	
20		A_B6300 Travel	79,600	64,209	74,000	(5,600)	
21		A_B6400 Supplies	96,394	58,741	82,650	(13,744)	
22		A_B6450 Utilities	502	242	1,000	498	
23		A_B6500 Repairs & Maintenance	11,400	13,337	11,000	(400)	
24		A_B6550 Rentals & Leases	2,600	50	2,600	-	
25		A_B6575 Interest Expense	-	-	-	-	
26		A_B6600 Claims & Judgements	-	-	-	-	
27		A_B6650 Other Expense	68,746	33,039	54,500	(14,246)	
28		A_B6700 Subcontracts	-	-	-	-	
29		A_B6900 Depreciation & Amortization	-	-	-	-	
30		A_B7000 Capital Expense	-	-	-	-	
31		A_B7200 Discontinued Operations	-	-	-	-	
32		A_B7500 Other Non Operating Expenses	-	-	-	-	
33		A_B7600 Internal Allocations & Sales	-	40,190	32,400	32,400	
34		A_B7700 Funding Tranfers	1,701	-	-	(1,701)	
35		Total Expenses Expenses	3,643,859	2,521,743	3,560,898	(82,961)	
36		Statement of Activities Net Result	3,612,464	2,492,595	3,541,648	(70,816)	
37		FC_B20 Designated Op	A_B4000 Tuition & Educational Fees	-	-	-	-
38			A_B4100 Sales of Goods & Services	-	-	-	-
39			A_B4300 Grants & Contracts	-	-	-	-
40			A_43501 Federal Appropriations	-	-	-	-
41			A_B4400 Other Operating Revenue	-	-	-	-
42			A_B5000 Non Operating Revenues	-	-	-	-
43	A_B5100 Appropriations		-	-	-	-	
44	A_B5300 Gifts		-	-	-	-	
45	A_B5500 Investment Income		-	-	-	-	
46	A_B5600 Other Non Operating Revenues		-	-	-	-	
47	Total Revenue Revenue		-	-	-	-	
48	A_B6000 Salaries, Wages & Benefits		-	-	-	-	
49	A_B6200 Services & Fees		-	-	-	-	
50	A_B6300 Travel		-	-	-	-	
51	A_B6400 Supplies		-	-	-	-	
52	A_B6450 Utilities		-	-	-	-	
53	A_B6500 Repairs & Maintenance		-	-	-	-	
54	A_B6550 Rentals & Leases		-	-	-	-	
55	A_B6575 Interest Expense		-	-	-	-	
56	A_B6600 Claims & Judgements		-	-	-	-	
57	A_B6650 Other Expense		-	-	-	-	
58	A_B6700 Subcontracts		-	-	-	-	
59	A_B6900 Depreciation & Amortization		-	-	-	-	
60	A_B7000 Capital Expense		-	-	-	-	
61	A_B7200 Discontinued Operations		-	-	-	-	
62	A_B7500 Other Non Operating Expenses		-	-	-	-	
63	A_B7600 Internal Allocations & Sales		-	-	-	-	
64	A_B7700 Funding Tranfers		-	-	-	-	
65	Total Expenses Expenses		-	-	-	-	
66	Statement of Activities Net Result		-	-	-	-	


	A	B	C	D	E	F
1						
2	O_18002: College of Law Academic Depts					
3	Board of Trustees Report					
4	O_18002: College of Law Academic Depts					
5				FY18	FY19	
6	Fund Class - Source	Summary Level Natural Accounts	Budget	Actual through March	Budget	Variance FY18 Budget to FY19 Budget
67		A_B4000 Tuition & Educational Fees	-	123,260	96,500	96,500
68		A_B4100 Sales of Goods & Services	-	-	-	-
69		A_B4300 Grants & Contracts	-	-	-	-
70		A_43501 Federal Appropriations	-	-	-	-
71		A_B4400 Other Operating Revenue	-	-	-	-
72		A_B5000 Non Operating Revenues	-	-	-	-
73		A_B5100 Appropriations	-	-	-	-
74		A_B5300 Gifts	-	(450,789)	(575,721)	(575,721)
75		A_B5500 Investment Income	-	-	-	-
76		A_B5600 Other Non Operating Revenues	-	-	-	-
77		Total_Revenue Revenue	-	(327,529)	(479,221)	(479,221)
78		A_B6000 Salaries, Wages & Benefits	-	360,626	460,721	460,721
79		A_B6200 Services & Fees	-	10,284	3,000	3,000
80		A_B6300 Travel	-	8,008	12,000	12,000
81	FC_B30 Restr	A_B6400 Supplies	-	4,608	3,000	3,000
82	Expendable Op	A_B6450 Utilities	-	-	-	-
83		A_B6500 Repairs & Maintenance	-	-	-	-
84		A_B6550 Rentals & Leases	-	-	-	-
85		A_B6575 Interest Expense	-	-	-	-
86		A_B6600 Claims & Judgements	-	-	-	-
87		A_B6650 Other Expense	-	2	500	500
88		A_B6700 Subcontracts	-	-	-	-
89		A_B6900 Depreciation & Amortization	-	-	-	-
90		A_B7000 Capital Expense	-	-	-	-
91		A_B7200 Discontinued Operations	-	-	-	-
92		A_B7500 Other Non Operating Expenses	-	-	-	-
93		A_B7600 Internal Allocations & Sales	-	13,036	-	-
94		A_B7700 Funding Tranfers	-	-	-	-
95		Total_Expenses Expenses	-	396,563	479,221	479,221
96		Statement of Activities Net Result	-	69,035	-	-
97		A_B4000 Tuition & Educational Fees	-	-	-	-
98		A_B4100 Sales of Goods & Services	-	-	-	-
99		A_B4300 Grants & Contracts	-	-	-	-
100		A_43501 Federal Appropriations	-	-	-	-
101		A_B4400 Other Operating Revenue	-	-	-	-
102		A_B5000 Non Operating Revenues	-	-	-	-
103		A_B5100 Appropriations	-	-	-	-
104		A_B5300 Gifts	-	-	-	-
105		A_B5500 Investment Income	-	-	-	-
106		A_B5600 Other Non Operating Revenues	-	-	-	-
107		Total_Revenue Revenue	-	-	-	-
108		A_B6000 Salaries, Wages & Benefits	-	-	-	-
109		A_B6200 Services & Fees	-	-	-	-
110		A_B6300 Travel	-	-	-	-
111	FC_B35 Restr	A_B6400 Supplies	-	-	-	-
112	Expendable Non Op	A_B6450 Utilities	-	-	-	-
113		A_B6500 Repairs & Maintenance	-	-	-	-
114		A_B6550 Rentals & Leases	-	-	-	-
115		A_B6575 Interest Expense	-	-	-	-
116		A_B6600 Claims & Judgements	-	-	-	-
117		A_B6650 Other Expense	-	-	-	-
118		A_B6700 Subcontracts	-	-	-	-
119		A_B6900 Depreciation & Amortization	-	-	-	-
120		A_B7000 Capital Expense	-	-	-	-
121		A_B7200 Discontinued Operations	-	-	-	-
122		A_B7500 Other Non Operating Expenses	-	-	-	-
123		A_B7600 Internal Allocations & Sales	-	-	-	-
124		A_B7700 Funding Tranfers	-	-	-	-
125		Total_Expenses Expenses	-	-	-	-
126		Statement of Activities Net Result	-	-	-	-


	A	B	C	D	E	F
1						
2	O_18002: College of Law Academic Depts					
3	Board of Trustees Report					
4	O_18002: College of Law Academic Depts					
5			FY18		FY19	
6	Fund Class - Source	Summary Level Natural Accounts	Budget	Actual through March	Budget	Variance FY18 Budget to FY19 Budget
127		A_B4000 Tuition & Educational Fees	-	-	-	-
128		A_B4100 Sales of Goods & Services	-	-	-	-
129		A_B4300 Grants & Contracts	-	-	-	-
130		A_43501 Federal Appropriations	-	-	-	-
131		A_B4400 Other Operating Revenue	-	-	-	-
132		A_B5000 Non Operating Revenues	-	-	-	-
133		A_B5100 Appropriations	-	-	-	-
134		A_B5300 Gifts	-	-	-	-
135		A_B5500 Investment Income	-	-	-	-
136		A_B5600 Other Non Operating Revenues	-	-	-	-
137		Total_Revenue Revenue	-	-	-	-
138		A_B6000 Salaries, Wages & Benefits	-	-	-	-
139		A_B6200 Services & Fees	-	-	-	-
140		A_B6300 Travel	-	-	-	-
141	FC_B40 Restr	A_B6400 Supplies	-	-	-	-
142	Grants	A_B6450 Utilities	-	-	-	-
143		A_B6500 Repairs & Maintenance	-	-	-	-
144		A_B6550 Rentals & Leases	-	-	-	-
145		A_B6575 Interest Expense	-	-	-	-
146		A_B6600 Claims & Judgements	-	-	-	-
147		A_B6650 Other Expense	-	-	-	-
148		A_B6700 Subcontracts	-	-	-	-
149		A_B6900 Depreciation & Amortization	-	-	-	-
150		A_B7000 Capital Expense	-	-	-	-
151		A_B7200 Discontinued Operations	-	-	-	-
152		A_B7500 Other Non Operating Expenses	-	-	-	-
153		A_B7600 Internal Allocations & Sales	-	-	-	-
154		A_B7700 Funding Tranfers	-	-	-	-
155		Total_Expenses Expenses	-	-	-	-
156		Statement of Activities Net Result	-	-	-	-
157		A_B4000 Tuition & Educational Fees	-	-	-	-
158		A_B4100 Sales of Goods & Services	-	-	-	-
159		A_B4300 Grants & Contracts	-	-	-	-
160		A_43501 Federal Appropriations	-	-	-	-
161		A_B4400 Other Operating Revenue	-	-	-	-
162		A_B5000 Non Operating Revenues	-	-	-	-
163		A_B5100 Appropriations	-	-	-	-
164		A_B5300 Gifts	-	-	-	-
165		A_B5500 Investment Income	-	-	-	-
166		A_B5600 Other Non Operating Revenues	-	-	-	-
167		Total_Revenue Revenue	-	-	-	-
168		A_B6000 Salaries, Wages & Benefits	-	-	-	-
169		A_B6200 Services & Fees	-	-	-	-
170		A_B6300 Travel	-	-	-	-
171	FC_B45 Restr	A_B6400 Supplies	-	-	-	-
172	Govt Funds	A_B6450 Utilities	-	-	-	-
173		A_B6500 Repairs & Maintenance	-	-	-	-
174		A_B6550 Rentals & Leases	-	-	-	-
175		A_B6575 Interest Expense	-	-	-	-
176		A_B6600 Claims & Judgements	-	-	-	-
177		A_B6650 Other Expense	-	-	-	-
178		A_B6700 Subcontracts	-	-	-	-
179		A_B6900 Depreciation & Amortization	-	-	-	-
180		A_B7000 Capital Expense	-	-	-	-
181		A_B7200 Discontinued Operations	-	-	-	-
182		A_B7500 Other Non Operating Expenses	-	-	-	-
183		A_B7600 Internal Allocations & Sales	-	-	-	-
184		A_B7700 Funding Tranfers	-	-	-	-
185		Total_Expenses Expenses	-	-	-	-
186		Statement of Activities Net Result	-	-	-	-


	A	B	C	D	E	F	
1							
2	O_18003: Law Library						
3	Board of Trustees Report						
4	O_18003: Law Library						
5			FY18		FY19		
6	Fund Class - Source	Summary Level Natural Accounts	Budget	Actual through March	Budget	Variance FY18 Budget to FY19 Budget	
7	FC_105 Unrestricted Operating Class	A_B4000 Tuition & Educational Fees	-	-	-	-	
8		A_B4100 Sales of Goods & Services	-	(25)	(75)	(75)	
9		A_B4300 Grants & Contracts	-	-	-	-	
10		A_43501 Federal Appropriations	-	-	-	-	
11		A_B4400 Other Operating Revenue	-	(35)	-	-	
12		A_B5000 Non Operating Revenues	-	-	-	-	
13		A_B5100 Appropriations	-	-	-	-	
14		A_B5300 Gifts	-	-	-	-	
15		A_B5500 Investment Income	-	-	-	-	
16		A_B5600 Other Non Operating Revenues	-	-	-	-	
17			Total_Revenue Revenue	-	(60)	(75)	(75)
18			A_B6000 Salaries, Wages & Benefits	11,446	6,117	10,960	(486)
19			A_B6200 Services & Fees	8,600	985	3,050	(5,550)
20			A_B6300 Travel	3,200	48,286	5,000	1,800
21			A_B6400 Supplies	766,449	705,098	760,249	(6,200)
22			A_B6450 Utilities	-	-	-	-
23			A_B6500 Repairs & Maintenance	-	783	2,500	2,500
24			A_B6550 Rentals & Leases	-	-	-	-
25			A_B6575 Interest Expense	-	-	-	-
26			A_B6600 Claims & Judgements	-	-	-	-
27			A_B6650 Other Expense	2,350	11,124	5,650	3,300
28			A_B6700 Subcontracts	-	-	-	-
29			A_B6900 Depreciation & Amortization	-	-	-	-
30			A_B7000 Capital Expense	-	-	-	-
31			A_B7200 Discontinued Operations	-	-	-	-
32			A_B7500 Other Non Operating Expenses	-	-	-	-
33			A_B7600 Internal Allocations & Sales	-	5,085	5,500	5,500
34			A_B7700 Funding Tranfers	-	-	-	-
35			Total_Expenses Expenses	792,044	777,478	792,909	865
36			Statement of Activities Net Result	792,044	777,418	792,834	790
37		FC_B20 Designated Op	A_B4000 Tuition & Educational Fees	-	-	-	-
38			A_B4100 Sales of Goods & Services	-	-	-	-
39			A_B4300 Grants & Contracts	-	-	-	-
40			A_43501 Federal Appropriations	-	-	-	-
41			A_B4400 Other Operating Revenue	-	-	-	-
42			A_B5000 Non Operating Revenues	-	-	-	-
43	A_B5100 Appropriations		-	-	-	-	
44	A_B5300 Gifts		-	-	-	-	
45	A_B5500 Investment Income		-	-	-	-	
46	A_B5600 Other Non Operating Revenues		-	-	-	-	
47			Total_Revenue Revenue	-	-	-	-
48			A_B6000 Salaries, Wages & Benefits	-	-	-	-
49			A_B6200 Services & Fees	-	-	-	-
50			A_B6300 Travel	-	-	-	-
51			A_B6400 Supplies	-	-	-	-
52			A_B6450 Utilities	-	-	-	-
53			A_B6500 Repairs & Maintenance	-	-	-	-
54			A_B6550 Rentals & Leases	-	-	-	-
55			A_B6575 Interest Expense	-	-	-	-
56			A_B6600 Claims & Judgements	-	-	-	-
57			A_B6650 Other Expense	-	-	-	-
58			A_B6700 Subcontracts	-	-	-	-
59			A_B6900 Depreciation & Amortization	-	-	-	-
60			A_B7000 Capital Expense	-	-	-	-
61			A_B7200 Discontinued Operations	-	-	-	-
62			A_B7500 Other Non Operating Expenses	-	-	-	-
63			A_B7600 Internal Allocations & Sales	-	-	-	-
64			A_B7700 Funding Tranfers	-	-	-	-
65			Total_Expenses Expenses	-	-	-	-
66			Statement of Activities Net Result	-	-	-	-


	A	B	C	D	E	F
1						
2	O_18003: Law Library					
3	Board of Trustees Report					
4	O_18003: Law Library					
5			FY18		FY19	
6	Fund Class - Source	Summary Level Natural Accounts	Budget	Actual through March	Budget	Variance FY18 Budget to FY19 Budget
67		A_B4000 Tuition & Educational Fees	-	-	-	-
68		A_B4100 Sales of Goods & Services	-	-	-	-
69		A_B4300 Grants & Contracts	-	-	-	-
70		A_43501 Federal Appropriations	-	-	-	-
71		A_B4400 Other Operating Revenue	-	-	-	-
72		A_B5000 Non Operating Revenues	-	-	-	-
73		A_B5100 Appropriations	-	-	-	-
74		A_B5300 Gifts	-	(60)	-	-
75		A_B5500 Investment Income	-	-	-	-
76		A_B5600 Other Non Operating Revenues	-	-	-	-
77		Total_Revenue Revenue	-	(60)	-	-
78		A_B6000 Salaries, Wages & Benefits	-	-	-	-
79		A_B6200 Services & Fees	-	-	-	-
80		A_B6300 Travel	-	33	-	-
81	FC_B30 Restr	A_B6400 Supplies	-	26	-	-
82	Expendable Op	A_B6450 Utilities	-	-	-	-
83		A_B6500 Repairs & Maintenance	-	-	-	-
84		A_B6550 Rentals & Leases	-	-	-	-
85		A_B6575 Interest Expense	-	-	-	-
86		A_B6600 Claims & Judgements	-	-	-	-
87		A_B6650 Other Expense	-	-	-	-
88		A_B6700 Subcontracts	-	-	-	-
89		A_B6900 Depreciation & Amortization	-	-	-	-
90		A_B7000 Capital Expense	-	-	-	-
91		A_B7200 Discontinued Operations	-	-	-	-
92		A_B7500 Other Non Operating Expenses	-	-	-	-
93		A_B7600 Internal Allocations & Sales	-	-	-	-
94		A_B7700 Funding Tranfers	-	-	-	-
95		Total_Expenses Expenses	-	60	-	-
96		Statement of Activities Net Result	-	-	-	-
97		A_B4000 Tuition & Educational Fees	-	-	-	-
98		A_B4100 Sales of Goods & Services	-	-	-	-
99		A_B4300 Grants & Contracts	-	-	-	-
100		A_43501 Federal Appropriations	-	-	-	-
101		A_B4400 Other Operating Revenue	-	-	-	-
102		A_B5000 Non Operating Revenues	-	-	-	-
103		A_B5100 Appropriations	-	-	-	-
104		A_B5300 Gifts	-	-	-	-
105		A_B5500 Investment Income	-	-	-	-
106		A_B5600 Other Non Operating Revenues	-	-	-	-
107		Total_Revenue Revenue	-	-	-	-
108		A_B6000 Salaries, Wages & Benefits	-	-	-	-
109		A_B6200 Services & Fees	-	-	-	-
110		A_B6300 Travel	-	-	-	-
111	FC_B35 Restr	A_B6400 Supplies	-	-	-	-
112	Expendable	A_B6450 Utilities	-	-	-	-
113	Non Op	A_B6500 Repairs & Maintenance	-	-	-	-
114		A_B6550 Rentals & Leases	-	-	-	-
115		A_B6575 Interest Expense	-	-	-	-
116		A_B6600 Claims & Judgements	-	-	-	-
117		A_B6650 Other Expense	-	-	-	-
118		A_B6700 Subcontracts	-	-	-	-
119		A_B6900 Depreciation & Amortization	-	-	-	-
120		A_B7000 Capital Expense	-	-	-	-
121		A_B7200 Discontinued Operations	-	-	-	-
122		A_B7500 Other Non Operating Expenses	-	-	-	-
123		A_B7600 Internal Allocations & Sales	-	-	-	-
124		A_B7700 Funding Tranfers	-	-	-	-
125		Total_Expenses Expenses	-	-	-	-
126		Statement of Activities Net Result	-	-	-	-


	A	B	C	D	E	F
1						
2	O_18003: Law Library					
3	Board of Trustees Report					
4	O_18003: Law Library					
5			FY18		FY19	
6	Fund Class - Source	Summary Level Natural Accounts	Budget	Actual through March	Budget	Variance FY18 Budget to FY19 Budget
127		A_B4000 Tuition & Educational Fees	-	-	-	-
128		A_B4100 Sales of Goods & Services	-	-	-	-
129		A_B4300 Grants & Contracts	-	-	-	-
130		A_43501 Federal Appropriations	-	-	-	-
131		A_B4400 Other Operating Revenue	-	-	-	-
132		A_B5000 Non Operating Revenues	-	-	-	-
133		A_B5100 Appropriations	-	-	-	-
134		A_B5300 Gifts	-	-	-	-
135		A_B5500 Investment Income	-	-	-	-
136		A_B5600 Other Non Operating Revenues	-	-	-	-
137		Total_Revenue Revenue	-	-	-	-
138		A_B6000 Salaries, Wages & Benefits	-	-	-	-
139		A_B6200 Services & Fees	-	-	-	-
140		A_B6300 Travel	-	-	-	-
141	FC_B40 Restr	A_B6400 Supplies	-	-	-	-
142	Grants	A_B6450 Utilities	-	-	-	-
143		A_B6500 Repairs & Maintenance	-	-	-	-
144		A_B6550 Rentals & Leases	-	-	-	-
145		A_B6575 Interest Expense	-	-	-	-
146		A_B6600 Claims & Judgements	-	-	-	-
147		A_B6650 Other Expense	-	-	-	-
148		A_B6700 Subcontracts	-	-	-	-
149		A_B6900 Depreciation & Amortization	-	-	-	-
150		A_B7000 Capital Expense	-	-	-	-
151		A_B7200 Discontinued Operations	-	-	-	-
152		A_B7500 Other Non Operating Expenses	-	-	-	-
153		A_B7600 Internal Allocations & Sales	-	-	-	-
154		A_B7700 Funding Tranfers	-	-	-	-
155		Total_Expenses Expenses	-	-	-	-
156		Statement of Activities Net Result	-	-	-	-
157		A_B4000 Tuition & Educational Fees	-	-	-	-
158		A_B4100 Sales of Goods & Services	-	-	-	-
159		A_B4300 Grants & Contracts	-	-	-	-
160		A_43501 Federal Appropriations	-	-	-	-
161		A_B4400 Other Operating Revenue	-	-	-	-
162		A_B5000 Non Operating Revenues	-	-	-	-
163		A_B5100 Appropriations	-	-	-	-
164		A_B5300 Gifts	-	-	-	-
165		A_B5500 Investment Income	-	-	-	-
166		A_B5600 Other Non Operating Revenues	-	-	-	-
167		Total_Revenue Revenue	-	-	-	-
168		A_B6000 Salaries, Wages & Benefits	-	-	-	-
169		A_B6200 Services & Fees	-	-	-	-
170		A_B6300 Travel	-	-	-	-
171	FC_B45 Restr	A_B6400 Supplies	-	-	-	-
172	Govt Funds	A_B6450 Utilities	-	-	-	-
173		A_B6500 Repairs & Maintenance	-	-	-	-
174		A_B6550 Rentals & Leases	-	-	-	-
175		A_B6575 Interest Expense	-	-	-	-
176		A_B6600 Claims & Judgements	-	-	-	-
177		A_B6650 Other Expense	-	-	-	-
178		A_B6700 Subcontracts	-	-	-	-
179		A_B6900 Depreciation & Amortization	-	-	-	-
180		A_B7000 Capital Expense	-	-	-	-
181		A_B7200 Discontinued Operations	-	-	-	-
182		A_B7500 Other Non Operating Expenses	-	-	-	-
183		A_B7600 Internal Allocations & Sales	-	-	-	-
184		A_B7700 Funding Tranfers	-	-	-	-
185		Total_Expenses Expenses	-	-	-	-
186		Statement of Activities Net Result	-	-	-	-


	A	B	C	D	E	F	
1							
2	O_C1900: University Libraries Subdivision						
3	Board of Trustees Report						
4	O_C1900: University Libraries Subdivision						
5			FY18		FY19		
6	Fund Class - Source	Summary Level Natural Accounts	Budget	Actual through March	Budget	Variance FY18 Budget to FY19 Budget	
7	FC_105 Unrestricted Operating Class	A_B4000 Tuition & Educational Fees	-	-	-	-	
8		A_B4100 Sales of Goods & Services	(35,000)	(19,208)	(25,000)	10,000	
9		A_B4300 Grants & Contracts	(185,000)	-	(180,000)	5,000	
10		A_43501 Federal Appropriations	-	-	-	-	
11		A_B4400 Other Operating Revenue	(7,340)	(3,216)	(7,310)	30	
12		A_B5000 Non Operating Revenues	-	-	-	-	
13		A_B5100 Appropriations	-	-	-	-	
14		A_B5300 Gifts	-	-	-	-	
15		A_B5500 Investment Income	-	-	-	-	
16		A_B5600 Other Non Operating Revenues	50	-	-	(50)	
17			Total_Revenue Revenue	(227,290)	(22,425)	(212,310)	14,980
18			A_B6000 Salaries, Wages & Benefits	4,127,996	2,888,786	4,343,252	215,257
19			A_B6200 Services & Fees	496,021	189,428	606,280	110,259
20			A_B6300 Travel	128,531	47,013	165,073	36,542
21			A_B6400 Supplies	9,687,715	7,411,558	8,959,741	(727,974)
22			A_B6450 Utilities	-	-	-	-
23			A_B6500 Repairs & Maintenance	99,849	39,389	27,570	(72,279)
24			A_B6550 Rentals & Leases	19,906	50	-	(19,906)
25			A_B6575 Interest Expense	-	-	-	-
26			A_B6600 Claims & Judgements	-	-	-	-
27			A_B6650 Other Expense	189,910	162,407	301,978	112,068
28			A_B6700 Subcontracts	-	-	-	-
29			A_B6900 Depreciation & Amortization	-	-	-	-
30			A_B7000 Capital Expense	-	-	-	-
31			A_B7200 Discontinued Operations	-	-	-	-
32			A_B7500 Other Non Operating Expenses	600	705	1,000	400
33			A_B7600 Internal Allocations & Sales	(2,283)	136,602	244,667	246,950
34			A_B7700 Funding Tranfers	(217,327)	-	17,400	234,727
35			Total_Expenses Expenses	14,530,918	10,875,938	14,666,961	136,043
36			Statement of Activities Net Result	14,303,628	10,853,513	14,454,651	151,023
37		FC_B20 Designated Op	A_B4000 Tuition & Educational Fees	-	-	-	-
38			A_B4100 Sales of Goods & Services	-	-	-	-
39			A_B4300 Grants & Contracts	-	-	(5,150)	(5,150)
40			A_43501 Federal Appropriations	-	-	-	-
41			A_B4400 Other Operating Revenue	-	-	-	-
42			A_B5000 Non Operating Revenues	-	-	-	-
43	A_B5100 Appropriations		-	-	-	-	
44	A_B5300 Gifts		-	-	-	-	
45	A_B5500 Investment Income		-	-	-	-	
46	A_B5600 Other Non Operating Revenues		-	-	-	-	
47			Total_Revenue Revenue	-	-	(5,150)	(5,150)
48			A_B6000 Salaries, Wages & Benefits	-	-	-	-
49			A_B6200 Services & Fees	-	-	-	-
50			A_B6300 Travel	-	-	-	-
51			A_B6400 Supplies	-	-	-	-
52			A_B6450 Utilities	-	-	-	-
53			A_B6500 Repairs & Maintenance	-	-	-	-
54			A_B6550 Rentals & Leases	-	-	-	-
55			A_B6575 Interest Expense	-	-	-	-
56			A_B6600 Claims & Judgements	-	-	-	-
57			A_B6650 Other Expense	-	-	-	-
58			A_B6700 Subcontracts	-	-	-	-
59			A_B6900 Depreciation & Amortization	-	-	-	-
60			A_B7000 Capital Expense	-	-	-	-
61			A_B7200 Discontinued Operations	-	-	-	-
62			A_B7500 Other Non Operating Expenses	-	-	-	-
63			A_B7600 Internal Allocations & Sales	-	-	18,960	18,960
64			A_B7700 Funding Tranfers	-	-	(13,810)	(13,810)
65			Total_Expenses Expenses	-	-	5,150	5,150
66			Statement of Activities Net Result	-	-	-	-


	A	B	C	D	E	F
1						
2	O_C1900: University Libraries Subdivision					
3	Board of Trustees Report					
4	O_C1900: University Libraries Subdivision					
5			FY18		FY19	
6	Fund Class - Source	Summary Level Natural Accounts	Budget	Actual through March	Budget	Variance FY18 Budget to FY19 Budget
67		A_B4000 Tuition & Educational Fees	-	-	-	-
68		A_B4100 Sales of Goods & Services	-	-	-	-
69		A_B4300 Grants & Contracts	-	-	-	-
70		A_43501 Federal Appropriations	-	-	-	-
71		A_B4400 Other Operating Revenue	-	-	-	-
72		A_B5000 Non Operating Revenues	-	-	-	-
73		A_B5100 Appropriations	-	-	-	-
74		A_B5300 Gifts	-	(198,609)	(397,649)	(397,649)
75		A_B5500 Investment Income	-	-	-	-
76		A_B5600 Other Non Operating Revenues	-	-	-	-
77		Total_Revenue Revenue	-	(198,609)	(397,649)	(397,649)
78		A_B6000 Salaries, Wages & Benefits	-	8,179	109,468	109,468
79		A_B6200 Services & Fees	-	33,117	62,500	62,500
80		A_B6300 Travel	-	2,238	35,000	35,000
81	FC_B30 Restr	A_B6400 Supplies	-	115,436	97,651	97,651
82	Expendable Op	A_B6450 Utilities	-	-	-	-
83		A_B6500 Repairs & Maintenance	-	-	-	-
84		A_B6550 Rentals & Leases	-	19,710	-	-
85		A_B6575 Interest Expense	-	-	-	-
86		A_B6600 Claims & Judgements	-	-	-	-
87		A_B6650 Other Expense	-	2,709	11,570	11,570
88		A_B6700 Subcontracts	-	-	-	-
89		A_B6900 Depreciation & Amortization	-	-	-	-
90		A_B7000 Capital Expense	-	-	-	-
91		A_B7200 Discontinued Operations	-	-	-	-
92		A_B7500 Other Non Operating Expenses	-	-	-	-
93		A_B7600 Internal Allocations & Sales	-	4,587	81,460	81,460
94		A_B7700 Funding Tranfers	-	-	-	-
95		Total_Expenses Expenses	-	185,976	397,649	397,649
96		Statement of Activities Net Result	-	(12,633)	-	-
97		A_B4000 Tuition & Educational Fees	-	-	-	-
98		A_B4100 Sales of Goods & Services	-	-	-	-
99		A_B4300 Grants & Contracts	-	-	-	-
100		A_43501 Federal Appropriations	-	-	-	-
101		A_B4400 Other Operating Revenue	-	-	-	-
102		A_B5000 Non Operating Revenues	-	-	-	-
103		A_B5100 Appropriations	-	-	-	-
104		A_B5300 Gifts	-	-	-	-
105		A_B5500 Investment Income	-	-	-	-
106		A_B5600 Other Non Operating Revenues	-	-	-	-
107		Total_Revenue Revenue	-	-	-	-
108		A_B6000 Salaries, Wages & Benefits	-	-	-	-
109		A_B6200 Services & Fees	-	-	-	-
110		A_B6300 Travel	-	-	-	-
111	FC_B35 Restr	A_B6400 Supplies	-	-	-	-
112	Expendable Non Op	A_B6450 Utilities	-	-	-	-
113		A_B6500 Repairs & Maintenance	-	-	-	-
114		A_B6550 Rentals & Leases	-	-	-	-
115		A_B6575 Interest Expense	-	-	-	-
116		A_B6600 Claims & Judgements	-	-	-	-
117		A_B6650 Other Expense	-	-	-	-
118		A_B6700 Subcontracts	-	-	-	-
119		A_B6900 Depreciation & Amortization	-	-	-	-
120		A_B7000 Capital Expense	-	-	-	-
121		A_B7200 Discontinued Operations	-	-	-	-
122		A_B7500 Other Non Operating Expenses	-	-	-	-
123		A_B7600 Internal Allocations & Sales	-	-	-	-
124		A_B7700 Funding Tranfers	-	-	-	-
125		Total_Expenses Expenses	-	-	-	-
126		Statement of Activities Net Result	-	-	-	-


	A	B	C	D	E	F
1						
2	O_C1900: University Libraries Subdivision					
3	Board of Trustees Report					
4	O_C1900: University Libraries Subdivision					
5			FY18		FY19	
6	Fund Class - Source	Summary Level Natural Accounts	Budget	Actual through March	Budget	Variance FY18 Budget to FY19 Budget
127		A_B4000 Tuition & Educational Fees	-	-	589	589
128		A_B4100 Sales of Goods & Services	-	-	-	-
129		A_B4300 Grants & Contracts	-	(4,229,059)	(54,559)	(54,559)
130		A_43501 Federal Appropriations	-	-	-	-
131		A_B4400 Other Operating Revenue	-	-	-	-
132		A_B5000 Non Operating Revenues	-	-	-	-
133		A_B5100 Appropriations	-	-	-	-
134		A_B5300 Gifts	-	-	-	-
135		A_B5500 Investment Income	-	-	-	-
136		A_B5600 Other Non Operating Revenues	-	(18,482)	11,357	11,357
137		Total_Revenue Revenue	-	(4,247,541)	(42,613)	(42,613)
138		A_B6000 Salaries, Wages & Benefits	-	56,047	28,945	28,945
139		A_B6200 Services & Fees	-	2,079	1,845	1,845
140		A_B6300 Travel	-	3,159	570	570
141	FC_B40 Restr	A_B6400 Supplies	-	364	6,015	6,015
142	Grants	A_B6450 Utilities	-	-	-	-
143		A_B6500 Repairs & Maintenance	-	-	-	-
144		A_B6550 Rentals & Leases	-	650	2,063	2,063
145		A_B6575 Interest Expense	-	-	-	-
146		A_B6600 Claims & Judgements	-	-	-	-
147		A_B6650 Other Expense	-	19,280	-	-
148		A_B6700 Subcontracts	-	-	-	-
149		A_B6900 Depreciation & Amortization	-	-	-	-
150		A_B7000 Capital Expense	-	-	-	-
151		A_B7200 Discontinued Operations	-	-	-	-
152		A_B7500 Other Non Operating Expenses	-	-	2,158	2,158
153		A_B7600 Internal Allocations & Sales	-	-	-	-
154		A_B7700 Funding Tranfers	-	-	-	-
155		Total_Expenses Expenses	-	81,579	41,597	41,597
156		Statement of Activities Net Result	-	(4,165,962)	(1,016)	(1,016)
157		A_B4000 Tuition & Educational Fees	-	-	-	-
158		A_B4100 Sales of Goods & Services	-	-	-	-
159		A_B4300 Grants & Contracts	-	-	-	-
160		A_43501 Federal Appropriations	-	-	-	-
161		A_B4400 Other Operating Revenue	-	-	-	-
162		A_B5000 Non Operating Revenues	-	-	-	-
163		A_B5100 Appropriations	-	-	-	-
164		A_B5300 Gifts	-	-	-	-
165		A_B5500 Investment Income	-	-	-	-
166		A_B5600 Other Non Operating Revenues	-	-	-	-
167		Total_Revenue Revenue	-	-	-	-
168		A_B6000 Salaries, Wages & Benefits	-	-	-	-
169		A_B6200 Services & Fees	-	-	-	-
170		A_B6300 Travel	-	-	-	-
171	FC_B45 Restr	A_B6400 Supplies	-	-	-	-
172	Govt Funds	A_B6450 Utilities	-	-	-	-
173		A_B6500 Repairs & Maintenance	-	-	-	-
174		A_B6550 Rentals & Leases	-	-	-	-
175		A_B6575 Interest Expense	-	-	-	-
176		A_B6600 Claims & Judgements	-	-	-	-
177		A_B6650 Other Expense	-	-	-	-
178		A_B6700 Subcontracts	-	-	-	-
179		A_B6900 Depreciation & Amortization	-	-	-	-
180		A_B7000 Capital Expense	-	-	-	-
181		A_B7200 Discontinued Operations	-	-	-	-
182		A_B7500 Other Non Operating Expenses	-	-	-	-
183		A_B7600 Internal Allocations & Sales	-	-	-	-
184		A_B7700 Funding Tranfers	-	-	-	-
185		Total_Expenses Expenses	-	-	-	-
186		Statement of Activities Net Result	-	-	-	-


	A	B	C	D	E	F	
1							
2	O_19001: University Libraries Administrative Office						
3	Board of Trustees Report						
4	O_19001: University Libraries Administrative Office						
5			FY18		FY19		
6	Fund Class - Source	Summary Level Natural Accounts	Budget	Actual through March	Budget	Variance FY18 Budget to FY19 Budget	
7	FC_105 Unrestricted Operating Class	A_B4000 Tuition & Educational Fees	-	-	-	-	
8		A_B4100 Sales of Goods & Services	-	-	-	-	
9		A_B4300 Grants & Contracts	(5,000)	-	-	5,000	
10		A_43501 Federal Appropriations	-	-	-	-	
11		A_B4400 Other Operating Revenue	(7,340)	(5,575)	(7,310)	30	
12		A_B5000 Non Operating Revenues	-	-	-	-	
13		A_B5100 Appropriations	-	-	-	-	
14		A_B5300 Gifts	-	-	-	-	
15		A_B5500 Investment Income	-	-	-	-	
16		A_B5600 Other Non Operating Revenues	50	-	-	(50)	
17			Total_Revenue Revenue	(12,290)	(5,575)	(7,310)	4,980
18			A_B6000 Salaries, Wages & Benefits	3,979,547	2,789,928	4,114,386	134,839
19			A_B6200 Services & Fees	207,565	81,154	412,054	204,489
20			A_B6300 Travel	104,531	43,333	137,300	32,769
21			A_B6400 Supplies	794,873	117,055	247,224	(547,649)
22			A_B6450 Utilities	-	-	-	-
23			A_B6500 Repairs & Maintenance	87,349	39,389	27,570	(59,779)
24			A_B6550 Rentals & Leases	196	50	-	(196)
25			A_B6575 Interest Expense	-	-	-	-
26			A_B6600 Claims & Judgements	-	-	-	-
27			A_B6650 Other Expense	69,840	46,713	178,044	108,204
28			A_B6700 Subcontracts	-	-	-	-
29			A_B6900 Depreciation & Amortization	-	-	-	-
30			A_B7000 Capital Expense	-	-	-	-
31			A_B7200 Discontinued Operations	-	-	-	-
32			A_B7500 Other Non Operating Expenses	-	11	-	-
33			A_B7600 Internal Allocations & Sales	(2,283)	61,410	103,842	106,125
34			A_B7700 Funding Tranfers	(151,727)	-	17,400	169,127
35			Total_Expenses Expenses	5,089,891	3,179,044	5,237,820	147,929
36			Statement of Activities Net Result	5,077,601	3,173,469	5,230,510	152,909
37		FC_B20 Designated Op	A_B4000 Tuition & Educational Fees	-	-	-	-
38			A_B4100 Sales of Goods & Services	-	-	-	-
39			A_B4300 Grants & Contracts	-	-	(5,150)	(5,150)
40			A_43501 Federal Appropriations	-	-	-	-
41			A_B4400 Other Operating Revenue	-	-	-	-
42			A_B5000 Non Operating Revenues	-	-	-	-
43	A_B5100 Appropriations		-	-	-	-	
44	A_B5300 Gifts		-	-	-	-	
45	A_B5500 Investment Income		-	-	-	-	
46	A_B5600 Other Non Operating Revenues		-	-	-	-	
47			Total_Revenue Revenue	-	-	(5,150)	(5,150)
48			A_B6000 Salaries, Wages & Benefits	-	-	-	-
49			A_B6200 Services & Fees	-	-	-	-
50			A_B6300 Travel	-	-	-	-
51			A_B6400 Supplies	-	-	-	-
52			A_B6450 Utilities	-	-	-	-
53			A_B6500 Repairs & Maintenance	-	-	-	-
54			A_B6550 Rentals & Leases	-	-	-	-
55			A_B6575 Interest Expense	-	-	-	-
56			A_B6600 Claims & Judgements	-	-	-	-
57			A_B6650 Other Expense	-	-	-	-
58			A_B6700 Subcontracts	-	-	-	-
59			A_B6900 Depreciation & Amortization	-	-	-	-
60			A_B7000 Capital Expense	-	-	-	-
61			A_B7200 Discontinued Operations	-	-	-	-
62			A_B7500 Other Non Operating Expenses	-	-	-	-
63			A_B7600 Internal Allocations & Sales	-	-	18,960	18,960
64			A_B7700 Funding Tranfers	-	-	(13,810)	(13,810)
65			Total_Expenses Expenses	-	-	5,150	5,150
66			Statement of Activities Net Result	-	-	-	-


	A	B	C	D	E	F
1						
2	O_19001: University Libraries Administrative Office					
3	Board of Trustees Report					
4	O_19001: University Libraries Administrative Office					
5				FY18	FY19	
6	Fund Class - Source	Summary Level Natural Accounts	Budget	Actual through March	Budget	Variance FY18 Budget to FY19 Budget
67		A_B4000 Tuition & Educational Fees	-	-	-	-
68		A_B4100 Sales of Goods & Services	-	-	-	-
69		A_B4300 Grants & Contracts	-	-	-	-
70		A_43501 Federal Appropriations	-	-	-	-
71		A_B4400 Other Operating Revenue	-	-	-	-
72		A_B5000 Non Operating Revenues	-	-	-	-
73		A_B5100 Appropriations	-	-	-	-
74		A_B5300 Gifts	-	(197,989)	(397,649)	(397,649)
75		A_B5500 Investment Income	-	-	-	-
76		A_B5600 Other Non Operating Revenues	-	-	-	-
77		Total_Revenue Revenue	-	(197,989)	(397,649)	(397,649)
78		A_B6000 Salaries, Wages & Benefits	-	8,179	109,468	109,468
79		A_B6200 Services & Fees	-	33,117	62,500	62,500
80		A_B6300 Travel	-	2,238	35,000	35,000
81	FC_B30 Restr	A_B6400 Supplies	-	115,436	97,651	97,651
82	Expendable Op	A_B6450 Utilities	-	-	-	-
83		A_B6500 Repairs & Maintenance	-	-	-	-
84		A_B6550 Rentals & Leases	-	19,710	-	-
85		A_B6575 Interest Expense	-	-	-	-
86		A_B6600 Claims & Judgements	-	-	-	-
87		A_B6650 Other Expense	-	2,709	11,570	11,570
88		A_B6700 Subcontracts	-	-	-	-
89		A_B6900 Depreciation & Amortization	-	-	-	-
90		A_B7000 Capital Expense	-	-	-	-
91		A_B7200 Discontinued Operations	-	-	-	-
92		A_B7500 Other Non Operating Expenses	-	-	-	-
93		A_B7600 Internal Allocations & Sales	-	4,587	81,460	81,460
94		A_B7700 Funding Tranfers	-	-	-	-
95		Total_Expenses Expenses	-	185,976	397,649	397,649
96		Statement of Activities Net Result	-	(12,013)	-	-
97		A_B4000 Tuition & Educational Fees	-	-	-	-
98		A_B4100 Sales of Goods & Services	-	-	-	-
99		A_B4300 Grants & Contracts	-	-	-	-
100		A_43501 Federal Appropriations	-	-	-	-
101		A_B4400 Other Operating Revenue	-	-	-	-
102		A_B5000 Non Operating Revenues	-	-	-	-
103		A_B5100 Appropriations	-	-	-	-
104		A_B5300 Gifts	-	-	-	-
105		A_B5500 Investment Income	-	-	-	-
106		A_B5600 Other Non Operating Revenues	-	-	-	-
107		Total_Revenue Revenue	-	-	-	-
108		A_B6000 Salaries, Wages & Benefits	-	-	-	-
109		A_B6200 Services & Fees	-	-	-	-
110		A_B6300 Travel	-	-	-	-
111	FC_B35 Restr	A_B6400 Supplies	-	-	-	-
112	Expendable Non Op	A_B6450 Utilities	-	-	-	-
113		A_B6500 Repairs & Maintenance	-	-	-	-
114		A_B6550 Rentals & Leases	-	-	-	-
115		A_B6575 Interest Expense	-	-	-	-
116		A_B6600 Claims & Judgements	-	-	-	-
117		A_B6650 Other Expense	-	-	-	-
118		A_B6700 Subcontracts	-	-	-	-
119		A_B6900 Depreciation & Amortization	-	-	-	-
120		A_B7000 Capital Expense	-	-	-	-
121		A_B7200 Discontinued Operations	-	-	-	-
122		A_B7500 Other Non Operating Expenses	-	-	-	-
123		A_B7600 Internal Allocations & Sales	-	-	-	-
124		A_B7700 Funding Tranfers	-	-	-	-
125		Total_Expenses Expenses	-	-	-	-
126		Statement of Activities Net Result	-	-	-	-


	A	B	C	D	E	F
1						
2	O_19001: University Libraries Administrative Office					
3	Board of Trustees Report					
4	O_19001: University Libraries Administrative Office					
5				FY18	FY19	
6	Fund Class - Source	Summary Level Natural Accounts	Budget	Actual through March	Budget	Variance FY18 Budget to FY19 Budget
127		A_B4000 Tuition & Educational Fees	-	-	589	589
128		A_B4100 Sales of Goods & Services	-	-	-	-
129		A_B4300 Grants & Contracts	-	(4,229,059)	(54,559)	(54,559)
130		A_43501 Federal Appropriations	-	-	-	-
131		A_B4400 Other Operating Revenue	-	-	-	-
132		A_B5000 Non Operating Revenues	-	-	-	-
133		A_B5100 Appropriations	-	-	-	-
134		A_B5300 Gifts	-	-	-	-
135		A_B5500 Investment Income	-	-	-	-
136		A_B5600 Other Non Operating Revenues	-	(18,482)	11,357	11,357
137		Total Revenue Revenue	-	(4,247,541)	(42,613)	(42,613)
138		A_B6000 Salaries, Wages & Benefits	-	56,047	28,945	28,945
139		A_B6200 Services & Fees	-	2,079	1,845	1,845
140		A_B6300 Travel	-	3,159	570	570
141	FC_B40 Restr	A_B6400 Supplies	-	364	6,015	6,015
142	Grants	A_B6450 Utilities	-	-	-	-
143		A_B6500 Repairs & Maintenance	-	-	-	-
144		A_B6550 Rentals & Leases	-	650	2,063	2,063
145		A_B6575 Interest Expense	-	-	-	-
146		A_B6600 Claims & Judgements	-	-	-	-
147		A_B6650 Other Expense	-	19,280	-	-
148		A_B6700 Subcontracts	-	-	-	-
149		A_B6900 Depreciation & Amortization	-	-	-	-
150		A_B7000 Capital Expense	-	-	-	-
151		A_B7200 Discontinued Operations	-	-	-	-
152		A_B7500 Other Non Operating Expenses	-	-	2,158	2,158
153		A_B7600 Internal Allocations & Sales	-	-	-	-
154		A_B7700 Funding Tranfers	-	-	-	-
155		Total Expenses Expenses	-	81,579	41,597	41,597
156		Statement of Activities Net Result	-	(4,165,962)	(1,016)	(1,016)
157		A_B4000 Tuition & Educational Fees	-	-	-	-
158		A_B4100 Sales of Goods & Services	-	-	-	-
159		A_B4300 Grants & Contracts	-	-	-	-
160		A_43501 Federal Appropriations	-	-	-	-
161		A_B4400 Other Operating Revenue	-	-	-	-
162		A_B5000 Non Operating Revenues	-	-	-	-
163		A_B5100 Appropriations	-	-	-	-
164		A_B5300 Gifts	-	-	-	-
165		A_B5500 Investment Income	-	-	-	-
166		A_B5600 Other Non Operating Revenues	-	-	-	-
167		Total Revenue Revenue	-	-	-	-
168		A_B6000 Salaries, Wages & Benefits	-	-	-	-
169		A_B6200 Services & Fees	-	-	-	-
170		A_B6300 Travel	-	-	-	-
171	FC_B45 Restr	A_B6400 Supplies	-	-	-	-
172	Govt Funds	A_B6450 Utilities	-	-	-	-
173		A_B6500 Repairs & Maintenance	-	-	-	-
174		A_B6550 Rentals & Leases	-	-	-	-
175		A_B6575 Interest Expense	-	-	-	-
176		A_B6600 Claims & Judgements	-	-	-	-
177		A_B6650 Other Expense	-	-	-	-
178		A_B6700 Subcontracts	-	-	-	-
179		A_B6900 Depreciation & Amortization	-	-	-	-
180		A_B7000 Capital Expense	-	-	-	-
181		A_B7200 Discontinued Operations	-	-	-	-
182		A_B7500 Other Non Operating Expenses	-	-	-	-
183		A_B7600 Internal Allocations & Sales	-	-	-	-
184		A_B7700 Funding Tranfers	-	-	-	-
185		Total Expenses Expenses	-	-	-	-
186		Statement of Activities Net Result	-	-	-	-


	A	B	C	D	E	F	
1							
2	O_19002: University Library Collection Development						
3	Board of Trustees Report						
4	O_19002: University Library Collection Development						
5			FY18		FY19		
6	Fund Class - Source	Summary Level Natural Accounts	Budget	Actual through March	Budget	Variance FY18 Budget to FY19 Budget	
7	FC_105 Unrestricted Operating Class	A_B4000 Tuition & Educational Fees	-	-	-	-	
8		A_B4100 Sales of Goods & Services	(35,000)	(19,208)	(25,000)	10,000	
9		A_B4300 Grants & Contracts	(180,000)	-	(180,000)	-	
10		A_43501 Federal Appropriations	-	-	-	-	
11		A_B4400 Other Operating Revenue	-	2,358	-	-	
12		A_B5000 Non Operating Revenues	-	-	-	-	
13		A_B5100 Appropriations	-	-	-	-	
14		A_B5300 Gifts	-	-	-	-	
15		A_B5500 Investment Income	-	-	-	-	
16		A_B5600 Other Non Operating Revenues	-	-	-	-	
17			Total_Revenue Revenue	(215,000)	(16,850)	(205,000)	10,000
18			A_B6000 Salaries, Wages & Benefits	-	-	-	-
19			A_B6200 Services & Fees	86,000	64,555	102,900	16,900
20			A_B6300 Travel	-	-	-	-
21			A_B6400 Supplies	8,377,964	7,205,682	8,298,344	(79,620)
22			A_B6450 Utilities	-	-	-	-
23			A_B6500 Repairs & Maintenance	-	-	-	-
24			A_B6550 Rentals & Leases	19,710	-	-	(19,710)
25			A_B6575 Interest Expense	-	-	-	-
26			A_B6600 Claims & Judgements	-	-	-	-
27			A_B6650 Other Expense	91,670	94,944	98,100	6,430
28			A_B6700 Subcontracts	-	-	-	-
29			A_B6900 Depreciation & Amortization	-	-	-	-
30			A_B7000 Capital Expense	-	-	-	-
31			A_B7200 Discontinued Operations	-	-	-	-
32			A_B7500 Other Non Operating Expenses	600	694	1,000	400
33			A_B7600 Internal Allocations & Sales	-	760	-	-
34			A_B7700 Funding Tranfers	(65,600)	-	-	65,600
35			Total_Expenses Expenses	8,510,344	7,366,635	8,500,344	(10,000)
36			Statement of Activities Net Result	8,295,344	7,349,785	8,295,344	-
37		FC_B20 Designated Op	A_B4000 Tuition & Educational Fees	-	-	-	-
38			A_B4100 Sales of Goods & Services	-	-	-	-
39			A_B4300 Grants & Contracts	-	-	-	-
40			A_43501 Federal Appropriations	-	-	-	-
41			A_B4400 Other Operating Revenue	-	-	-	-
42			A_B5000 Non Operating Revenues	-	-	-	-
43	A_B5100 Appropriations		-	-	-	-	
44	A_B5300 Gifts		-	-	-	-	
45	A_B5500 Investment Income		-	-	-	-	
46	A_B5600 Other Non Operating Revenues		-	-	-	-	
47			Total_Revenue Revenue	-	-	-	-
48			A_B6000 Salaries, Wages & Benefits	-	-	-	-
49			A_B6200 Services & Fees	-	-	-	-
50			A_B6300 Travel	-	-	-	-
51			A_B6400 Supplies	-	-	-	-
52			A_B6450 Utilities	-	-	-	-
53			A_B6500 Repairs & Maintenance	-	-	-	-
54			A_B6550 Rentals & Leases	-	-	-	-
55			A_B6575 Interest Expense	-	-	-	-
56			A_B6600 Claims & Judgements	-	-	-	-
57			A_B6650 Other Expense	-	-	-	-
58			A_B6700 Subcontracts	-	-	-	-
59			A_B6900 Depreciation & Amortization	-	-	-	-
60			A_B7000 Capital Expense	-	-	-	-
61			A_B7200 Discontinued Operations	-	-	-	-
62			A_B7500 Other Non Operating Expenses	-	-	-	-
63			A_B7600 Internal Allocations & Sales	-	-	-	-
64			A_B7700 Funding Tranfers	-	-	-	-
65			Total_Expenses Expenses	-	-	-	-
66			Statement of Activities Net Result	-	-	-	-


	A	B	C	D	E	F
1						
2	O_19002: University Library Collection Development					
3	Board of Trustees Report					
4	O_19002: University Library Collection Development					
5			FY18		FY19	
6	Fund Class - Source	Summary Level Natural Accounts	Budget	Actual through March	Budget	Variance FY18 Budget to FY19 Budget
67		A_B4000 Tuition & Educational Fees	-	-	-	-
68		A_B4100 Sales of Goods & Services	-	-	-	-
69		A_B4300 Grants & Contracts	-	-	-	-
70		A_43501 Federal Appropriations	-	-	-	-
71		A_B4400 Other Operating Revenue	-	-	-	-
72		A_B5000 Non Operating Revenues	-	-	-	-
73		A_B5100 Appropriations	-	-	-	-
74		A_B5300 Gifts	-	(620)	-	-
75		A_B5500 Investment Income	-	-	-	-
76		A_B5600 Other Non Operating Revenues	-	-	-	-
77		Total_Revenue Revenue	-	(620)	-	-
78		A_B6000 Salaries, Wages & Benefits	-	-	-	-
79		A_B6200 Services & Fees	-	-	-	-
80		A_B6300 Travel	-	-	-	-
81	FC_B30 Restr	A_B6400 Supplies	-	-	-	-
82	Expendable Op	A_B6450 Utilities	-	-	-	-
83		A_B6500 Repairs & Maintenance	-	-	-	-
84		A_B6550 Rentals & Leases	-	-	-	-
85		A_B6575 Interest Expense	-	-	-	-
86		A_B6600 Claims & Judgements	-	-	-	-
87		A_B6650 Other Expense	-	-	-	-
88		A_B6700 Subcontracts	-	-	-	-
89		A_B6900 Depreciation & Amortization	-	-	-	-
90		A_B7000 Capital Expense	-	-	-	-
91		A_B7200 Discontinued Operations	-	-	-	-
92		A_B7500 Other Non Operating Expenses	-	-	-	-
93		A_B7600 Internal Allocations & Sales	-	-	-	-
94		A_B7700 Funding Tranfers	-	-	-	-
95		Total_Expenses Expenses	-	-	-	-
96		Statement of Activities Net Result	-	(620)	-	-
97		A_B4000 Tuition & Educational Fees	-	-	-	-
98		A_B4100 Sales of Goods & Services	-	-	-	-
99		A_B4300 Grants & Contracts	-	-	-	-
100		A_43501 Federal Appropriations	-	-	-	-
101		A_B4400 Other Operating Revenue	-	-	-	-
102		A_B5000 Non Operating Revenues	-	-	-	-
103		A_B5100 Appropriations	-	-	-	-
104		A_B5300 Gifts	-	-	-	-
105		A_B5500 Investment Income	-	-	-	-
106		A_B5600 Other Non Operating Revenues	-	-	-	-
107		Total_Revenue Revenue	-	-	-	-
108		A_B6000 Salaries, Wages & Benefits	-	-	-	-
109		A_B6200 Services & Fees	-	-	-	-
110		A_B6300 Travel	-	-	-	-
111	FC_B35 Restr	A_B6400 Supplies	-	-	-	-
112	Expendable Non Op	A_B6450 Utilities	-	-	-	-
113		A_B6500 Repairs & Maintenance	-	-	-	-
114		A_B6550 Rentals & Leases	-	-	-	-
115		A_B6575 Interest Expense	-	-	-	-
116		A_B6600 Claims & Judgements	-	-	-	-
117		A_B6650 Other Expense	-	-	-	-
118		A_B6700 Subcontracts	-	-	-	-
119		A_B6900 Depreciation & Amortization	-	-	-	-
120		A_B7000 Capital Expense	-	-	-	-
121		A_B7200 Discontinued Operations	-	-	-	-
122		A_B7500 Other Non Operating Expenses	-	-	-	-
123		A_B7600 Internal Allocations & Sales	-	-	-	-
124		A_B7700 Funding Tranfers	-	-	-	-
125		Total_Expenses Expenses	-	-	-	-
126		Statement of Activities Net Result	-	-	-	-


	A	B	C	D	E	F
1						
2	O_19002: University Library Collection Development					
3	Board of Trustees Report					
4	O_19002: University Library Collection Development					
5			FY18		FY19	
6	Fund Class - Source	Summary Level Natural Accounts	Budget	Actual through March	Budget	Variance FY18 Budget to FY19 Budget
127		A_B4000 Tuition & Educational Fees	-	-	-	-
128		A_B4100 Sales of Goods & Services	-	-	-	-
129		A_B4300 Grants & Contracts	-	-	-	-
130		A_43501 Federal Appropriations	-	-	-	-
131		A_B4400 Other Operating Revenue	-	-	-	-
132		A_B5000 Non Operating Revenues	-	-	-	-
133		A_B5100 Appropriations	-	-	-	-
134		A_B5300 Gifts	-	-	-	-
135		A_B5500 Investment Income	-	-	-	-
136		A_B5600 Other Non Operating Revenues	-	-	-	-
137		Total_Revenue Revenue	-	-	-	-
138		A_B6000 Salaries, Wages & Benefits	-	-	-	-
139		A_B6200 Services & Fees	-	-	-	-
140		A_B6300 Travel	-	-	-	-
141	FC_B40 Restr	A_B6400 Supplies	-	-	-	-
142	Grants	A_B6450 Utilities	-	-	-	-
143		A_B6500 Repairs & Maintenance	-	-	-	-
144		A_B6550 Rentals & Leases	-	-	-	-
145		A_B6575 Interest Expense	-	-	-	-
146		A_B6600 Claims & Judgements	-	-	-	-
147		A_B6650 Other Expense	-	-	-	-
148		A_B6700 Subcontracts	-	-	-	-
149		A_B6900 Depreciation & Amortization	-	-	-	-
150		A_B7000 Capital Expense	-	-	-	-
151		A_B7200 Discontinued Operations	-	-	-	-
152		A_B7500 Other Non Operating Expenses	-	-	-	-
153		A_B7600 Internal Allocations & Sales	-	-	-	-
154		A_B7700 Funding Tranfers	-	-	-	-
155		Total_Expenses Expenses	-	-	-	-
156		Statement of Activities Net Result	-	-	-	-
157		A_B4000 Tuition & Educational Fees	-	-	-	-
158		A_B4100 Sales of Goods & Services	-	-	-	-
159		A_B4300 Grants & Contracts	-	-	-	-
160		A_43501 Federal Appropriations	-	-	-	-
161		A_B4400 Other Operating Revenue	-	-	-	-
162		A_B5000 Non Operating Revenues	-	-	-	-
163		A_B5100 Appropriations	-	-	-	-
164		A_B5300 Gifts	-	-	-	-
165		A_B5500 Investment Income	-	-	-	-
166		A_B5600 Other Non Operating Revenues	-	-	-	-
167		Total_Revenue Revenue	-	-	-	-
168		A_B6000 Salaries, Wages & Benefits	-	-	-	-
169		A_B6200 Services & Fees	-	-	-	-
170		A_B6300 Travel	-	-	-	-
171	FC_B45 Restr	A_B6400 Supplies	-	-	-	-
172	Govt Funds	A_B6450 Utilities	-	-	-	-
173		A_B6500 Repairs & Maintenance	-	-	-	-
174		A_B6550 Rentals & Leases	-	-	-	-
175		A_B6575 Interest Expense	-	-	-	-
176		A_B6600 Claims & Judgements	-	-	-	-
177		A_B6650 Other Expense	-	-	-	-
178		A_B6700 Subcontracts	-	-	-	-
179		A_B6900 Depreciation & Amortization	-	-	-	-
180		A_B7000 Capital Expense	-	-	-	-
181		A_B7200 Discontinued Operations	-	-	-	-
182		A_B7500 Other Non Operating Expenses	-	-	-	-
183		A_B7600 Internal Allocations & Sales	-	-	-	-
184		A_B7700 Funding Tranfers	-	-	-	-
185		Total_Expenses Expenses	-	-	-	-
186		Statement of Activities Net Result	-	-	-	-


	A	B	C	D	E	F	
1							
2	O_19003: Digital Collections						
3	Board of Trustees Report						
4	O_19003: Digital Collections						
5			FY18		FY19		
6	Fund Class - Source	Summary Level Natural Accounts	Budget	Actual through March	Budget	Variance FY18 Budget to FY19 Budget	
7	FC_105 Unrestricted Operating Class	A_B4000 Tuition & Educational Fees	-	-	-	-	
8		A_B4100 Sales of Goods & Services	-	-	-	-	
9		A_B4300 Grants & Contracts	-	-	-	-	
10		A_43501 Federal Appropriations	-	-	-	-	
11		A_B4400 Other Operating Revenue	-	-	-	-	
12		A_B5000 Non Operating Revenues	-	-	-	-	
13		A_B5100 Appropriations	-	-	-	-	
14		A_B5300 Gifts	-	-	-	-	
15		A_B5500 Investment Income	-	-	-	-	
16		A_B5600 Other Non Operating Revenues	-	-	-	-	
17			Total Revenue Revenue	-	-	-	-
18			A_B6000 Salaries, Wages & Benefits	148,449	98,858	228,867	80,418
19			A_B6200 Services & Fees	202,456	43,718	91,326	(111,130)
20			A_B6300 Travel	24,000	3,680	27,773	3,773
21			A_B6400 Supplies	514,878	88,821	414,173	(100,705)
22			A_B6450 Utilities	-	-	-	-
23			A_B6500 Repairs & Maintenance	12,500	-	-	(12,500)
24			A_B6550 Rentals & Leases	-	-	-	-
25			A_B6575 Interest Expense	-	-	-	-
26			A_B6600 Claims & Judgements	-	-	-	-
27			A_B6650 Other Expense	28,400	20,749	25,834	(2,566)
28			A_B6700 Subcontracts	-	-	-	-
29			A_B6900 Depreciation & Amortization	-	-	-	-
30			A_B7000 Capital Expense	-	-	-	-
31			A_B7200 Discontinued Operations	-	-	-	-
32			A_B7500 Other Non Operating Expenses	-	-	-	-
33			A_B7600 Internal Allocations & Sales	-	74,432	140,825	140,825
34			A_B7700 Funding Transfers	-	-	-	-
35			Total Expenses Expenses	930,683	330,259	928,797	(1,886)
36			Statement of Activities Net Result	930,683	330,259	928,797	(1,886)
37		FC_B20 Designated Op	A_B4000 Tuition & Educational Fees	-	-	-	-
38			A_B4100 Sales of Goods & Services	-	-	-	-
39			A_B4300 Grants & Contracts	-	-	-	-
40			A_43501 Federal Appropriations	-	-	-	-
41			A_B4400 Other Operating Revenue	-	-	-	-
42			A_B5000 Non Operating Revenues	-	-	-	-
43	A_B5100 Appropriations		-	-	-	-	
44	A_B5300 Gifts		-	-	-	-	
45	A_B5500 Investment Income		-	-	-	-	
46	A_B5600 Other Non Operating Revenues		-	-	-	-	
47			Total Revenue Revenue	-	-	-	-
48			A_B6000 Salaries, Wages & Benefits	-	-	-	-
49			A_B6200 Services & Fees	-	-	-	-
50			A_B6300 Travel	-	-	-	-
51			A_B6400 Supplies	-	-	-	-
52			A_B6450 Utilities	-	-	-	-
53			A_B6500 Repairs & Maintenance	-	-	-	-
54			A_B6550 Rentals & Leases	-	-	-	-
55			A_B6575 Interest Expense	-	-	-	-
56			A_B6600 Claims & Judgements	-	-	-	-
57			A_B6650 Other Expense	-	-	-	-
58			A_B6700 Subcontracts	-	-	-	-
59			A_B6900 Depreciation & Amortization	-	-	-	-
60			A_B7000 Capital Expense	-	-	-	-
61			A_B7200 Discontinued Operations	-	-	-	-
62			A_B7500 Other Non Operating Expenses	-	-	-	-
63			A_B7600 Internal Allocations & Sales	-	-	-	-
64			A_B7700 Funding Transfers	-	-	-	-
65			Total Expenses Expenses	-	-	-	-
66			Statement of Activities Net Result	-	-	-	-


	A	B	C	D	E	F
1						
2	O_19003: Digital Collections					
3	Board of Trustees Report					
4	O_19003: Digital Collections					
5			FY18		FY19	
6	Fund Class - Source	Summary Level Natural Accounts	Budget	Actual through March	Budget	Variance FY18 Budget to FY19 Budget
67		A_B4000 Tuition & Educational Fees	-	-	-	-
68		A_B4100 Sales of Goods & Services	-	-	-	-
69		A_B4300 Grants & Contracts	-	-	-	-
70		A_43501 Federal Appropriations	-	-	-	-
71		A_B4400 Other Operating Revenue	-	-	-	-
72		A_B5000 Non Operating Revenues	-	-	-	-
73		A_B5100 Appropriations	-	-	-	-
74		A_B5300 Gifts	-	-	-	-
75		A_B5500 Investment Income	-	-	-	-
76		A_B5600 Other Non Operating Revenues	-	-	-	-
77		Total_Revenue Revenue	-	-	-	-
78		A_B6000 Salaries, Wages & Benefits	-	-	-	-
79		A_B6200 Services & Fees	-	-	-	-
80		A_B6300 Travel	-	-	-	-
81	FC_B30 Restr	A_B6400 Supplies	-	-	-	-
82	Expendable Op	A_B6450 Utilities	-	-	-	-
83		A_B6500 Repairs & Maintenance	-	-	-	-
84		A_B6550 Rentals & Leases	-	-	-	-
85		A_B6575 Interest Expense	-	-	-	-
86		A_B6600 Claims & Judgements	-	-	-	-
87		A_B6650 Other Expense	-	-	-	-
88		A_B6700 Subcontracts	-	-	-	-
89		A_B6900 Depreciation & Amortization	-	-	-	-
90		A_B7000 Capital Expense	-	-	-	-
91		A_B7200 Discontinued Operations	-	-	-	-
92		A_B7500 Other Non Operating Expenses	-	-	-	-
93		A_B7600 Internal Allocations & Sales	-	-	-	-
94		A_B7700 Funding Tranfers	-	-	-	-
95		Total_Expenses Expenses	-	-	-	-
96		Statement of Activities Net Result	-	-	-	-
97		A_B4000 Tuition & Educational Fees	-	-	-	-
98		A_B4100 Sales of Goods & Services	-	-	-	-
99		A_B4300 Grants & Contracts	-	-	-	-
100		A_43501 Federal Appropriations	-	-	-	-
101		A_B4400 Other Operating Revenue	-	-	-	-
102		A_B5000 Non Operating Revenues	-	-	-	-
103		A_B5100 Appropriations	-	-	-	-
104		A_B5300 Gifts	-	-	-	-
105		A_B5500 Investment Income	-	-	-	-
106		A_B5600 Other Non Operating Revenues	-	-	-	-
107		Total_Revenue Revenue	-	-	-	-
108		A_B6000 Salaries, Wages & Benefits	-	-	-	-
109		A_B6200 Services & Fees	-	-	-	-
110		A_B6300 Travel	-	-	-	-
111	FC_B35 Restr	A_B6400 Supplies	-	-	-	-
112	Expendable Non Op	A_B6450 Utilities	-	-	-	-
113		A_B6500 Repairs & Maintenance	-	-	-	-
114		A_B6550 Rentals & Leases	-	-	-	-
115		A_B6575 Interest Expense	-	-	-	-
116		A_B6600 Claims & Judgements	-	-	-	-
117		A_B6650 Other Expense	-	-	-	-
118		A_B6700 Subcontracts	-	-	-	-
119		A_B6900 Depreciation & Amortization	-	-	-	-
120		A_B7000 Capital Expense	-	-	-	-
121		A_B7200 Discontinued Operations	-	-	-	-
122		A_B7500 Other Non Operating Expenses	-	-	-	-
123		A_B7600 Internal Allocations & Sales	-	-	-	-
124		A_B7700 Funding Tranfers	-	-	-	-
125		Total_Expenses Expenses	-	-	-	-
126		Statement of Activities Net Result	-	-	-	-


	A	B	C	D	E	F
1						
2	O_19003: Digital Collections					
3	Board of Trustees Report					
4	O_19003: Digital Collections					
5			FY18		FY19	
6	Fund Class - Source	Summary Level Natural Accounts	Budget	Actual through March	Budget	Variance FY18 Budget to FY19 Budget
127		A_B4000 Tuition & Educational Fees	-	-	-	-
128		A_B4100 Sales of Goods & Services	-	-	-	-
129		A_B4300 Grants & Contracts	-	-	-	-
130		A_43501 Federal Appropriations	-	-	-	-
131		A_B4400 Other Operating Revenue	-	-	-	-
132		A_B5000 Non Operating Revenues	-	-	-	-
133		A_B5100 Appropriations	-	-	-	-
134		A_B5300 Gifts	-	-	-	-
135		A_B5500 Investment Income	-	-	-	-
136		A_B5600 Other Non Operating Revenues	-	-	-	-
137		Total_Revenue Revenue	-	-	-	-
138		A_B6000 Salaries, Wages & Benefits	-	-	-	-
139		A_B6200 Services & Fees	-	-	-	-
140		A_B6300 Travel	-	-	-	-
141	FC_B40 Restr Grants	A_B6400 Supplies	-	-	-	-
142		A_B6450 Utilities	-	-	-	-
143		A_B6500 Repairs & Maintenance	-	-	-	-
144		A_B6550 Rentals & Leases	-	-	-	-
145		A_B6575 Interest Expense	-	-	-	-
146		A_B6600 Claims & Judgements	-	-	-	-
147		A_B6650 Other Expense	-	-	-	-
148		A_B6700 Subcontracts	-	-	-	-
149		A_B6900 Depreciation & Amortization	-	-	-	-
150		A_B7000 Capital Expense	-	-	-	-
151		A_B7200 Discontinued Operations	-	-	-	-
152		A_B7500 Other Non Operating Expenses	-	-	-	-
153		A_B7600 Internal Allocations & Sales	-	-	-	-
154		A_B7700 Funding Tranfers	-	-	-	-
155		Total_Expenses Expenses	-	-	-	-
156		Statement of Activities Net Result	-	-	-	-
157		A_B4000 Tuition & Educational Fees	-	-	-	-
158		A_B4100 Sales of Goods & Services	-	-	-	-
159		A_B4300 Grants & Contracts	-	-	-	-
160		A_43501 Federal Appropriations	-	-	-	-
161		A_B4400 Other Operating Revenue	-	-	-	-
162		A_B5000 Non Operating Revenues	-	-	-	-
163		A_B5100 Appropriations	-	-	-	-
164		A_B5300 Gifts	-	-	-	-
165		A_B5500 Investment Income	-	-	-	-
166		A_B5600 Other Non Operating Revenues	-	-	-	-
167		Total_Revenue Revenue	-	-	-	-
168		A_B6000 Salaries, Wages & Benefits	-	-	-	-
169		A_B6200 Services & Fees	-	-	-	-
170		A_B6300 Travel	-	-	-	-
171	FC_B45 Restr Govt Funds	A_B6400 Supplies	-	-	-	-
172		A_B6450 Utilities	-	-	-	-
173		A_B6500 Repairs & Maintenance	-	-	-	-
174		A_B6550 Rentals & Leases	-	-	-	-
175		A_B6575 Interest Expense	-	-	-	-
176		A_B6600 Claims & Judgements	-	-	-	-
177		A_B6650 Other Expense	-	-	-	-
178		A_B6700 Subcontracts	-	-	-	-
179		A_B6900 Depreciation & Amortization	-	-	-	-
180		A_B7000 Capital Expense	-	-	-	-
181		A_B7200 Discontinued Operations	-	-	-	-
182		A_B7500 Other Non Operating Expenses	-	-	-	-
183		A_B7600 Internal Allocations & Sales	-	-	-	-
184		A_B7700 Funding Tranfers	-	-	-	-
185		Total_Expenses Expenses	-	-	-	-
186		Statement of Activities Net Result	-	-	-	-


	A	B	C	D	E	F	
1							
2	O_B2000: Administration Division						
3	Board of Trustees Report						
4	O_B2000: Administration Division						
5			FY18		FY19		
6	Fund Class - Source	Summary Level Natural Accounts	Budget	Actual through March	Budget	Variance FY18 Budget to FY19 Budget	
7	FC_105 Unrestricted Operating Class	A_B4000 Tuition & Educational Fees	(60,150,796)	(1,073,486)	(1,257,000)	58,893,796	
8		A_B4100 Sales of Goods & Services	(10,414,086)	(6,347,746)	(9,564,552)	849,534	
9		A_B4300 Grants & Contracts	-	(257,493)	(475,000)	(475,000)	
10		A_43501 Federal Appropriations	-	-	-	-	
11		A_B4400 Other Operating Revenue	(8,822,847)	(1,139,192)	(1,292,200)	7,530,647	
12		A_B5000 Non Operating Revenues	-	-	(121,000)	(121,000)	
13		A_B5100 Appropriations	(187,062,097)	(171,462,577)	(20,721,049)	166,341,048	
14		A_B5300 Gifts	(1,500)	-	-	1,500	
15		A_B5500 Investment Income	(530,788)	-	-	530,788	
16		A_B5600 Other Non Operating Revenues	(156,605)	(247,195)	(500)	156,105	
17			Total_Revenue Revenue	(267,138,720)	(180,527,689)	(33,431,301)	233,707,418
18			A_B6000 Salaries, Wages & Benefits	28,536,163	22,547,293	29,146,464	610,301
19			A_B6200 Services & Fees	1,694,528	735,223	1,093,948	(600,580)
20			A_B6300 Travel	86,175	110,340	132,258	46,084
21			A_B6400 Supplies	2,557,859	5,107,969	6,718,525	4,160,666
22			A_B6450 Utilities	10,632,005	7,067,562	10,816,570	184,565
23			A_B6500 Repairs & Maintenance	2,677,431	3,831,392	3,059,083	381,652
24			A_B6550 Rentals & Leases	1,317,472	567,115	1,045,733	(271,738)
25			A_B6575 Interest Expense	4,807	598	4,797	(10)
26			A_B6600 Claims & Judgements	-	-	-	-
27			A_B6650 Other Expense	358,248	776,163	1,108,104	749,856
28			A_B6700 Subcontracts	-	221	-	-
29			A_B6900 Depreciation & Amortization	9,339	6,687	5,716	(3,623)
30			A_B7000 Capital Expense	-	2,352,690	179,146	179,146
31			A_B7200 Discontinued Operations	-	-	-	-
32			A_B7500 Other Non Operating Expenses	5,665,732	(2,922)	-	(5,665,732)
33			A_B7600 Internal Allocations & Sales	(7,005,464)	(2,795,122)	(5,956,655)	1,048,809
34			A_B7700 Funding Tranfers	15,949,569	238,831	19,839,942	3,890,373
35			Total_Expenses Expenses	62,483,864	40,544,038	67,193,632	4,709,768
36			Statement of Activities Net Result	(204,654,856)	(139,983,650)	33,762,330	238,417,186
37		FC_B20 Designated Op	A_B4000 Tuition & Educational Fees	-	(192,803)	-	-
38			A_B4100 Sales of Goods & Services	-	(2,977)	-	-
39			A_B4300 Grants & Contracts	(1,000,000)	(208)	-	1,000,000
40			A_43501 Federal Appropriations	-	-	-	-
41			A_B4400 Other Operating Revenue	(9,000)	(4,342)	-	9,000
42			A_B5000 Non Operating Revenues	-	-	-	-
43	A_B5100 Appropriations		(1,901,169)	(901,170)	(1,600,169)	301,000	
44	A_B5300 Gifts		-	-	-	-	
45	A_B5500 Investment Income		-	-	-	-	
46	A_B5600 Other Non Operating Revenues		(374,601)	-	-	374,601	
47			Total_Revenue Revenue	(3,284,770)	(1,101,500)	(1,600,169)	1,684,601
48			A_B6000 Salaries, Wages & Benefits	207,698	943,711	207,698	0
49			A_B6200 Services & Fees	1,031,735	1,019,072	1,414,500	382,765
50			A_B6300 Travel	13,500	8,262	14,000	500
51			A_B6400 Supplies	101,674	13,354	50,320	(51,354)
52			A_B6450 Utilities	228	633	-	(228)
53			A_B6500 Repairs & Maintenance	97,986	16,750	271,600	173,614
54			A_B6550 Rentals & Leases	715	61	1,500	785
55			A_B6575 Interest Expense	-	-	-	-
56			A_B6600 Claims & Judgements	-	-	-	-
57			A_B6650 Other Expense	3,084	95,367	98,000	94,916
58			A_B6700 Subcontracts	-	-	-	-
59			A_B6900 Depreciation & Amortization	-	-	-	-
60			A_B7000 Capital Expense	-	400,000	-	-
61			A_B7200 Discontinued Operations	-	-	-	-
62			A_B7500 Other Non Operating Expenses	9,000	(801)	-	(9,000)
63			A_B7600 Internal Allocations & Sales	(100,000)	(185,837)	(331,631)	(231,631)
64			A_B7700 Funding Tranfers	1,925,150	669,540	109,652	(1,815,498)
65			Total_Expenses Expenses	3,290,770	2,980,114	1,835,639	(1,455,131)
66			Statement of Activities Net Result	6,000	1,878,614	235,470	229,470


	A	B	C	D	E	F
1						
2	O_B2000: Administration Division					
3	Board of Trustees Report					
4	O_B2000: Administration Division					
5				FY18	FY19	
6	Fund Class - Source	Summary Level Natural Accounts	Budget	Actual through March	Budget	Variance FY18 Budget to FY19 Budget
67		A_B4000 Tuition & Educational Fees	-	-	-	-
68		A_B4100 Sales of Goods & Services	-	-	-	-
69		A_B4300 Grants & Contracts	-	-	-	-
70		A_43501 Federal Appropriations	-	-	-	-
71		A_B4400 Other Operating Revenue	-	-	-	-
72		A_B5000 Non Operating Revenues	-	-	-	-
73		A_B5100 Appropriations	-	-	-	-
74		A_B5300 Gifts	-	(246,828)	(311,848)	(311,848)
75		A_B5500 Investment Income	-	-	-	-
76		A_B5600 Other Non Operating Revenues	-	-	-	-
77		Total_Revenue Revenue	-	(246,828)	(311,848)	(311,848)
78		A_B6000 Salaries, Wages & Benefits	-	51,343	78,848	78,848
79		A_B6200 Services & Fees	-	781	500	500
80		A_B6300 Travel	-	61	-	-
81	FC_B30 Restr Expendable Op	A_B6400 Supplies	-	120	-	-
82		A_B6450 Utilities	-	-	-	-
83		A_B6500 Repairs & Maintenance	-	-	-	-
84		A_B6550 Rentals & Leases	-	-	-	-
85		A_B6575 Interest Expense	-	-	-	-
86		A_B6600 Claims & Judgements	-	-	-	-
87		A_B6650 Other Expense	-	-	-	-
88		A_B6700 Subcontracts	-	-	-	-
89		A_B6900 Depreciation & Amortization	-	-	-	-
90		A_B7000 Capital Expense	-	-	-	-
91		A_B7200 Discontinued Operations	-	-	-	-
92		A_B7500 Other Non Operating Expenses	-	-	-	-
93		A_B7600 Internal Allocations & Sales	-	40,842	232,500	232,500
94		A_B7700 Funding Tranfers	-	-	-	-
95			Total_Expenses Expenses	-	93,147	311,848
96		Statement of Activities Net Result	-	(153,681)	-	-
97		A_B4000 Tuition & Educational Fees	-	-	-	-
98		A_B4100 Sales of Goods & Services	-	-	-	-
99		A_B4300 Grants & Contracts	-	-	-	-
100		A_43501 Federal Appropriations	-	-	-	-
101		A_B4400 Other Operating Revenue	-	(1,457)	(3,100)	(3,100)
102		A_B5000 Non Operating Revenues	-	-	-	-
103		A_B5100 Appropriations	-	-	-	-
104		A_B5300 Gifts	-	(332,633)	2,472	2,472
105		A_B5500 Investment Income	-	-	-	-
106		A_B5600 Other Non Operating Revenues	-	(64,429)	(105,372)	(105,372)
107		Total_Revenue Revenue	-	(398,519)	(106,000)	(106,000)
108		A_B6000 Salaries, Wages & Benefits	-	-	-	-
109		A_B6200 Services & Fees	-	-	-	-
110		A_B6300 Travel	-	-	-	-
111	FC_B35 Restr Expendable Non Op	A_B6400 Supplies	-	-	-	-
112		A_B6450 Utilities	-	-	-	-
113		A_B6500 Repairs & Maintenance	-	-	-	-
114		A_B6550 Rentals & Leases	-	-	-	-
115		A_B6575 Interest Expense	-	-	-	-
116		A_B6600 Claims & Judgements	-	-	-	-
117		A_B6650 Other Expense	-	-	-	-
118		A_B6700 Subcontracts	-	-	-	-
119		A_B6900 Depreciation & Amortization	-	-	-	-
120		A_B7000 Capital Expense	-	1,357,012	-	-
121		A_B7200 Discontinued Operations	-	-	-	-
122		A_B7500 Other Non Operating Expenses	-	70,697	106,000	106,000
123		A_B7600 Internal Allocations & Sales	-	(10,000,000)	-	-
124		A_B7700 Funding Tranfers	-	-	-	-
125			Total_Expenses Expenses	-	(8,572,291)	106,000
126		Statement of Activities Net Result	-	(8,970,810)	-	-

	A	B	C	D	E	F	
1							
2	O_B2000: Administration Division						
3	Board of Trustees Report						
4	O_B2000: Administration Division						
5				FY18	FY19		
6	Fund Class - Source	Summary Level Natural Accounts	Budget	Actual through March	Budget	Variance FY18 Budget to FY19 Budget	
127	FC_B40 Restr Grants	A_B4000 Tuition & Educational Fees	-	-	74,899	74,899	
128		A_B4100 Sales of Goods & Services	-	-	-	-	
129		A_B4300 Grants & Contracts	-	(6,200,043)	(2,948,345)	(2,948,345)	
130		A_43501 Federal Appropriations	-	-	-	-	
131		A_B4400 Other Operating Revenue	-	-	-	-	
132		A_B5000 Non Operating Revenues	-	-	-	-	
133		A_B5100 Appropriations	-	-	-	-	
134		A_B5300 Gifts	-	-	-	-	
135		A_B5500 Investment Income	-	-	-	-	
136		A_B5600 Other Non Operating Revenues	-	-	561,739	561,739	
137		Total_Revenue Revenue	-	(6,200,043)	(2,311,707)	(2,311,707)	
138		A_B6000 Salaries, Wages & Benefits	-	657,945	840,254	840,254	
139		A_B6200 Services & Fees	-	58,505	201,387	201,387	
140		A_B6300 Travel	-	3,106	147,865	147,865	
141		A_B6400 Supplies	-	19,469	297,224	297,224	
142		A_B6450 Utilities	-	-	-	-	
143		A_B6500 Repairs & Maintenance	-	122,689	-	-	
144		A_B6550 Rentals & Leases	-	-	309,620	309,620	
145		A_B6575 Interest Expense	-	-	-	-	
146		A_B6600 Claims & Judgements	-	-	-	-	
147		A_B6650 Other Expense	-	73,411	-	-	
148		A_B6700 Subcontracts	-	-	-	-	
149		A_B6900 Depreciation & Amortization	-	-	-	-	
150		A_B7000 Capital Expense	-	-	-	-	
151		A_B7200 Discontinued Operations	-	-	-	-	
152		A_B7500 Other Non Operating Expenses	-	-	(16,963)	(16,963)	
153		A_B7600 Internal Allocations & Sales	-	-	-	-	
154		A_B7700 Funding Tranfers	-	-	-	-	
155		Total_Expenses Expenses	-	935,125	1,779,387	1,779,387	
156		Statement of Activities Net Result	-	(5,264,918)	(532,320)	(532,320)	
157		FC_B45 Restr Govt Funds	A_B4000 Tuition & Educational Fees	-	-	-	-
158			A_B4100 Sales of Goods & Services	-	-	-	-
159	A_B4300 Grants & Contracts		-	-	-	-	
160	A_43501 Federal Appropriations		-	-	-	-	
161	A_B4400 Other Operating Revenue		-	(163,199)	(217,600)	(217,600)	
162	A_B5000 Non Operating Revenues		-	-	-	-	
163	A_B5100 Appropriations		-	-	-	-	
164	A_B5300 Gifts		-	-	(3,275,700)	(3,275,700)	
165	A_B5500 Investment Income		-	-	-	-	
166	A_B5600 Other Non Operating Revenues		-	(1,572)	(3,000)	(3,000)	
167	Total_Revenue Revenue		-	(164,771)	(3,496,300)	(3,496,300)	
168	A_B6000 Salaries, Wages & Benefits		-	-	-	-	
169	A_B6200 Services & Fees		-	-	-	-	
170	A_B6300 Travel		-	-	-	-	
171	A_B6400 Supplies		-	-	-	-	
172	A_B6450 Utilities		-	-	-	-	
173	A_B6500 Repairs & Maintenance		-	-	-	-	
174	A_B6550 Rentals & Leases		-	-	-	-	
175	A_B6575 Interest Expense		-	-	-	-	
176	A_B6600 Claims & Judgements		-	-	-	-	
177	A_B6650 Other Expense		-	-	-	-	
178	A_B6700 Subcontracts		-	-	-	-	
179	A_B6900 Depreciation & Amortization		-	-	-	-	
180	A_B7000 Capital Expense		-	-	-	-	
181	A_B7200 Discontinued Operations		-	-	-	-	
182	A_B7500 Other Non Operating Expenses		-	3,302,223	3,496,300	3,496,300	
183	A_B7600 Internal Allocations & Sales		-	-	-	-	
184	A_B7700 Funding Tranfers		-	-	-	-	
185	Total_Expenses Expenses		-	3,302,223	3,496,300	3,496,300	
186	Statement of Activities Net Result		-	3,137,452	-	-	


	A	B	C	D	E	F	
1							
2	O_E2000: Administration Department						
3	Board of Trustees Report						
4	O_E2000: Administration Department						
5			FY18		FY19		
6	Fund Class - Source	Summary Level Natural Accounts	Budget	Actual through March	Budget	Variance FY18 Budget to FY19 Budget	
7	FC_105 Unrestricted Operating Class	A_B4000 Tuition & Educational Fees	-	-	-	-	
8		A_B4100 Sales of Goods & Services	-	-	-	-	
9		A_B4300 Grants & Contracts	-	-	-	-	
10		A_43501 Federal Appropriations	-	-	-	-	
11		A_B4400 Other Operating Revenue	-	-	-	-	
12		A_B5000 Non Operating Revenues	-	-	-	-	
13		A_B5100 Appropriations	-	-	-	-	
14		A_B5300 Gifts	(1,500)	-	-	1,500	
15		A_B5500 Investment Income	(20)	-	-	20	
16		A_B5600 Other Non Operating Revenues	-	-	-	-	
17		Total_Revenue Revenue	(1,520)	-	-	1,520	
18		A_B6000 Salaries, Wages & Benefits	955,107	476,486	606,979	(348,128)	
19		A_B6200 Services & Fees	203,622	38,220	196,247	(7,375)	
20		A_B6300 Travel	21,250	9,264	20,000	(1,250)	
21		A_B6400 Supplies	15,760	2,417	15,996	236	
22		A_B6450 Utilities	-	-	-	-	
23		A_B6500 Repairs & Maintenance	-	-	-	-	
24		A_B6550 Rentals & Leases	-	-	-	-	
25		A_B6575 Interest Expense	-	-	-	-	
26		A_B6600 Claims & Judgements	-	-	-	-	
27		A_B6650 Other Expense	13,750	572	13,750	-	
28		A_B6700 Subcontracts	-	-	-	-	
29		A_B6900 Depreciation & Amortization	-	-	-	-	
30		A_B7000 Capital Expense	-	-	-	-	
31		A_B7200 Discontinued Operations	-	-	-	-	
32		A_B7500 Other Non Operating Expenses	-	-	-	-	
33		A_B7600 Internal Allocations & Sales	-	11,605	19,389	19,389	
34		A_B7700 Funding Tranfers	98,831	98,831	-	(98,831)	
35		Total_Expenses Expenses	1,308,319	637,395	872,361	(435,958)	
36		Statement of Activities Net Result	1,306,799	637,395	872,361	(434,438)	
37		FC_B20 Designated Op	A_B4000 Tuition & Educational Fees	-	-	-	-
38			A_B4100 Sales of Goods & Services	-	-	-	-
39			A_B4300 Grants & Contracts	(1,000,000)	-	-	1,000,000
40			A_43501 Federal Appropriations	-	-	-	-
41			A_B4400 Other Operating Revenue	-	-	-	-
42			A_B5000 Non Operating Revenues	-	-	-	-
43	A_B5100 Appropriations		(901,169)	(901,170)	(901,169)	-	
44	A_B5300 Gifts		-	-	-	-	
45	A_B5500 Investment Income		-	-	-	-	
46	A_B5600 Other Non Operating Revenues		-	-	-	-	
47	Total_Revenue Revenue		(1,901,169)	(901,170)	(901,169)	1,000,000	
48	A_B6000 Salaries, Wages & Benefits		-	54,852	-	-	
49	A_B6200 Services & Fees		1,000,000	1,000,000	1,300,000	300,000	
50	A_B6300 Travel		-	-	-	-	
51	A_B6400 Supplies		-	-	-	-	
52	A_B6450 Utilities		-	-	-	-	
53	A_B6500 Repairs & Maintenance		-	-	-	-	
54	A_B6550 Rentals & Leases		-	-	-	-	
55	A_B6575 Interest Expense		-	-	-	-	
56	A_B6600 Claims & Judgements		-	-	-	-	
57	A_B6650 Other Expense		-	-	-	-	
58	A_B6700 Subcontracts		-	-	-	-	
59	A_B6900 Depreciation & Amortization		-	-	-	-	
60	A_B7000 Capital Expense		-	-	-	-	
61	A_B7200 Discontinued Operations		-	-	-	-	
62	A_B7500 Other Non Operating Expenses		-	-	-	-	
63	A_B7600 Internal Allocations & Sales		-	-	(98,831)	(98,831)	
64	A_B7700 Funding Tranfers		901,169	(98,831)	(300,000)	(1,201,169)	
65	Total_Expenses Expenses		1,901,169	956,021	901,169	(1,000,000)	
66	Statement of Activities Net Result		-	54,851	-	-	


	A	B	C	D	E	F
1						
2	O_E2000: Administration Department					
3	Board of Trustees Report					
4	O_E2000: Administration Department					
5				FY18	FY19	
6	Fund Class - Source	Summary Level Natural Accounts	Budget	Actual through March	Budget	Variance FY18 Budget to FY19 Budget
67		A_B4000 Tuition & Educational Fees	-	-	-	-
68		A_B4100 Sales of Goods & Services	-	-	-	-
69		A_B4300 Grants & Contracts	-	-	-	-
70		A_43501 Federal Appropriations	-	-	-	-
71		A_B4400 Other Operating Revenue	-	-	-	-
72		A_B5000 Non Operating Revenues	-	-	-	-
73		A_B5100 Appropriations	-	-	-	-
74		A_B5300 Gifts	-	(181,097)	-	-
75		A_B5500 Investment Income	-	-	-	-
76		A_B5600 Other Non Operating Revenues	-	-	-	-
77		Total_Revenue Revenue	-	(181,097)	-	-
78		A_B6000 Salaries, Wages & Benefits	-	-	-	-
79		A_B6200 Services & Fees	-	-	-	-
80		A_B6300 Travel	-	61	-	-
81	FC_B30 Restr	A_B6400 Supplies	-	120	-	-
82	Expendable Op	A_B6450 Utilities	-	-	-	-
83		A_B6500 Repairs & Maintenance	-	-	-	-
84		A_B6550 Rentals & Leases	-	-	-	-
85		A_B6575 Interest Expense	-	-	-	-
86		A_B6600 Claims & Judgements	-	-	-	-
87		A_B6650 Other Expense	-	-	-	-
88		A_B6700 Subcontracts	-	-	-	-
89		A_B6900 Depreciation & Amortization	-	-	-	-
90		A_B7000 Capital Expense	-	-	-	-
91		A_B7200 Discontinued Operations	-	-	-	-
92		A_B7500 Other Non Operating Expenses	-	-	-	-
93		A_B7600 Internal Allocations & Sales	-	344	-	-
94		A_B7700 Funding Tranfers	-	-	-	-
95		Total_Expenses Expenses	-	525	-	-
96		Statement of Activities Net Result	-	(180,572)	-	-
97		A_B4000 Tuition & Educational Fees	-	-	-	-
98		A_B4100 Sales of Goods & Services	-	-	-	-
99		A_B4300 Grants & Contracts	-	-	-	-
100		A_43501 Federal Appropriations	-	-	-	-
101		A_B4400 Other Operating Revenue	-	-	-	-
102		A_B5000 Non Operating Revenues	-	-	-	-
103		A_B5100 Appropriations	-	-	-	-
104		A_B5300 Gifts	-	-	-	-
105		A_B5500 Investment Income	-	-	-	-
106		A_B5600 Other Non Operating Revenues	-	-	-	-
107		Total_Revenue Revenue	-	-	-	-
108		A_B6000 Salaries, Wages & Benefits	-	-	-	-
109		A_B6200 Services & Fees	-	-	-	-
110		A_B6300 Travel	-	-	-	-
111	FC_B35 Restr	A_B6400 Supplies	-	-	-	-
112	Expendable Non Op	A_B6450 Utilities	-	-	-	-
113		A_B6500 Repairs & Maintenance	-	-	-	-
114		A_B6550 Rentals & Leases	-	-	-	-
115		A_B6575 Interest Expense	-	-	-	-
116		A_B6600 Claims & Judgements	-	-	-	-
117		A_B6650 Other Expense	-	-	-	-
118		A_B6700 Subcontracts	-	-	-	-
119		A_B6900 Depreciation & Amortization	-	-	-	-
120		A_B7000 Capital Expense	-	-	-	-
121		A_B7200 Discontinued Operations	-	-	-	-
122		A_B7500 Other Non Operating Expenses	-	-	-	-
123		A_B7600 Internal Allocations & Sales	-	-	-	-
124		A_B7700 Funding Tranfers	-	-	-	-
125		Total_Expenses Expenses	-	-	-	-
126		Statement of Activities Net Result	-	-	-	-


	A	B	C	D	E	F
1						
2	O_E2000: Administration Department					
3	Board of Trustees Report					
4	O_E2000: Administration Department					
5			FY18		FY19	
6	Fund Class - Source	Summary Level Natural Accounts	Budget	Actual through March	Budget	Variance FY18 Budget to FY19 Budget
127		A_B4000 Tuition & Educational Fees	-	-	-	-
128		A_B4100 Sales of Goods & Services	-	-	-	-
129		A_B4300 Grants & Contracts	-	-	-	-
130		A_43501 Federal Appropriations	-	-	-	-
131		A_B4400 Other Operating Revenue	-	-	-	-
132		A_B5000 Non Operating Revenues	-	-	-	-
133		A_B5100 Appropriations	-	-	-	-
134		A_B5300 Gifts	-	-	-	-
135		A_B5500 Investment Income	-	-	-	-
136		A_B5600 Other Non Operating Revenues	-	-	-	-
137		Total_Revenue Revenue	-	-	-	-
138		A_B6000 Salaries, Wages & Benefits	-	-	-	-
139		A_B6200 Services & Fees	-	-	-	-
140		A_B6300 Travel	-	-	-	-
141	FC_B40 Restr	A_B6400 Supplies	-	-	-	-
142	Grants	A_B6450 Utilities	-	-	-	-
143		A_B6500 Repairs & Maintenance	-	-	-	-
144		A_B6550 Rentals & Leases	-	-	-	-
145		A_B6575 Interest Expense	-	-	-	-
146		A_B6600 Claims & Judgements	-	-	-	-
147		A_B6650 Other Expense	-	-	-	-
148		A_B6700 Subcontracts	-	-	-	-
149		A_B6900 Depreciation & Amortization	-	-	-	-
150		A_B7000 Capital Expense	-	-	-	-
151		A_B7200 Discontinued Operations	-	-	-	-
152		A_B7500 Other Non Operating Expenses	-	-	-	-
153		A_B7600 Internal Allocations & Sales	-	-	-	-
154		A_B7700 Funding Tranfers	-	-	-	-
155		Total_Expenses Expenses	-	-	-	-
156		Statement of Activities Net Result	-	-	-	-
157		A_B4000 Tuition & Educational Fees	-	-	-	-
158		A_B4100 Sales of Goods & Services	-	-	-	-
159		A_B4300 Grants & Contracts	-	-	-	-
160		A_43501 Federal Appropriations	-	-	-	-
161		A_B4400 Other Operating Revenue	-	-	-	-
162		A_B5000 Non Operating Revenues	-	-	-	-
163		A_B5100 Appropriations	-	-	-	-
164		A_B5300 Gifts	-	-	-	-
165		A_B5500 Investment Income	-	-	-	-
166		A_B5600 Other Non Operating Revenues	-	-	-	-
167		Total_Revenue Revenue	-	-	-	-
168		A_B6000 Salaries, Wages & Benefits	-	-	-	-
169		A_B6200 Services & Fees	-	-	-	-
170		A_B6300 Travel	-	-	-	-
171	FC_B45 Restr	A_B6400 Supplies	-	-	-	-
172	Govt Funds	A_B6450 Utilities	-	-	-	-
173		A_B6500 Repairs & Maintenance	-	-	-	-
174		A_B6550 Rentals & Leases	-	-	-	-
175		A_B6575 Interest Expense	-	-	-	-
176		A_B6600 Claims & Judgements	-	-	-	-
177		A_B6650 Other Expense	-	-	-	-
178		A_B6700 Subcontracts	-	-	-	-
179		A_B6900 Depreciation & Amortization	-	-	-	-
180		A_B7000 Capital Expense	-	-	-	-
181		A_B7200 Discontinued Operations	-	-	-	-
182		A_B7500 Other Non Operating Expenses	-	-	-	-
183		A_B7600 Internal Allocations & Sales	-	-	-	-
184		A_B7700 Funding Tranfers	-	-	-	-
185		Total_Expenses Expenses	-	-	-	-
186		Statement of Activities Net Result	-	-	-	-


	A	B	C	D	E	F	
1							
2	O_20001: VP for Administration Office						
3	Board of Trustees Report						
4	O_20001: VP for Administration Office						
5			FY18		FY19		
6	Fund Class - Source	Summary Level Natural Accounts	Budget	Actual through March	Budget	Variance FY18 Budget to FY19 Budget	
7	FC_105 Unrestricted Operating Class	A_B4000 Tuition & Educational Fees	-	-	-	-	
8		A_B4100 Sales of Goods & Services	-	-	-	-	
9		A_B4300 Grants & Contracts	-	-	-	-	
10		A_43501 Federal Appropriations	-	-	-	-	
11		A_B4400 Other Operating Revenue	-	-	-	-	
12		A_B5000 Non Operating Revenues	-	-	-	-	
13		A_B5100 Appropriations	-	-	-	-	
14		A_B5300 Gifts	-	-	-	-	
15		A_B5500 Investment Income	-	-	-	-	
16		A_B5600 Other Non Operating Revenues	-	-	-	-	
17			Total_Revenue Revenue	-	-	-	-
18			A_B6000 Salaries, Wages & Benefits	928,758	466,025	573,906	(354,852)
19			A_B6200 Services & Fees	197,231	37,668	190,300	(6,931)
20			A_B6300 Travel	20,953	9,264	20,000	(953)
21			A_B6400 Supplies	12,344	2,255	12,580	236
22			A_B6450 Utilities	-	-	-	-
23			A_B6500 Repairs & Maintenance	-	-	-	-
24			A_B6550 Rentals & Leases	-	-	-	-
25			A_B6575 Interest Expense	-	-	-	-
26			A_B6600 Claims & Judgements	-	-	-	-
27			A_B6650 Other Expense	8,500	12	8,500	-
28			A_B6700 Subcontracts	-	-	-	-
29			A_B6900 Depreciation & Amortization	-	-	-	-
30			A_B7000 Capital Expense	-	-	-	-
31			A_B7200 Discontinued Operations	-	-	-	-
32			A_B7500 Other Non Operating Expenses	-	-	-	-
33			A_B7600 Internal Allocations & Sales	-	10,955	18,500	18,500
34			A_B7700 Funding Tranfers	98,831	98,831	-	(98,831)
35			Total_Expenses Expenses	1,266,617	625,009	823,786	(442,831)
36			Statement of Activities Net Result	1,266,617	625,009	823,786	(442,831)
37		FC_B20 Designated Op	A_B4000 Tuition & Educational Fees	-	-	-	-
38			A_B4100 Sales of Goods & Services	-	-	-	-
39			A_B4300 Grants & Contracts	(1,000,000)	-	-	1,000,000
40			A_43501 Federal Appropriations	-	-	-	-
41			A_B4400 Other Operating Revenue	-	-	-	-
42			A_B5000 Non Operating Revenues	-	-	-	-
43	A_B5100 Appropriations		(901,169)	(901,170)	(901,169)	-	
44	A_B5300 Gifts		-	-	-	-	
45	A_B5500 Investment Income		-	-	-	-	
46	A_B5600 Other Non Operating Revenues		-	-	-	-	
47			Total_Revenue Revenue	(1,901,169)	(901,170)	(901,169)	1,000,000
48			A_B6000 Salaries, Wages & Benefits	-	54,852	-	-
49			A_B6200 Services & Fees	1,000,000	1,000,000	1,300,000	300,000
50			A_B6300 Travel	-	-	-	-
51			A_B6400 Supplies	-	-	-	-
52			A_B6450 Utilities	-	-	-	-
53			A_B6500 Repairs & Maintenance	-	-	-	-
54			A_B6550 Rentals & Leases	-	-	-	-
55			A_B6575 Interest Expense	-	-	-	-
56			A_B6600 Claims & Judgements	-	-	-	-
57			A_B6650 Other Expense	-	-	-	-
58			A_B6700 Subcontracts	-	-	-	-
59			A_B6900 Depreciation & Amortization	-	-	-	-
60			A_B7000 Capital Expense	-	-	-	-
61			A_B7200 Discontinued Operations	-	-	-	-
62			A_B7500 Other Non Operating Expenses	-	-	-	-
63			A_B7600 Internal Allocations & Sales	-	-	(98,831)	(98,831)
64			A_B7700 Funding Tranfers	901,169	(98,831)	(300,000)	(1,201,169)
65			Total_Expenses Expenses	1,901,169	956,021	901,169	(1,000,000)
66			Statement of Activities Net Result	-	54,851	-	-


	A	B	C	D	E	F
1						
2	O_20001: VP for Administration Office					
3	Board of Trustees Report					
4	O_20001: VP for Administration Office					
5			FY18		FY19	
6	Fund Class - Source	Summary Level Natural Accounts	Budget	Actual through March	Budget	Variance FY18 Budget to FY19 Budget
67		A_B4000 Tuition & Educational Fees	-	-	-	-
68		A_B4100 Sales of Goods & Services	-	-	-	-
69		A_B4300 Grants & Contracts	-	-	-	-
70		A_43501 Federal Appropriations	-	-	-	-
71		A_B4400 Other Operating Revenue	-	-	-	-
72		A_B5000 Non Operating Revenues	-	-	-	-
73		A_B5100 Appropriations	-	-	-	-
74		A_B5300 Gifts	-	(181,097)	-	-
75		A_B5500 Investment Income	-	-	-	-
76		A_B5600 Other Non Operating Revenues	-	-	-	-
77		Total_Revenue Revenue	-	(181,097)	-	-
78		A_B6000 Salaries, Wages & Benefits	-	-	-	-
79		A_B6200 Services & Fees	-	-	-	-
80		A_B6300 Travel	-	-	-	-
81	FC_B30 Restr	A_B6400 Supplies	-	-	-	-
82	Expendable Op	A_B6450 Utilities	-	-	-	-
83		A_B6500 Repairs & Maintenance	-	-	-	-
84		A_B6550 Rentals & Leases	-	-	-	-
85		A_B6575 Interest Expense	-	-	-	-
86		A_B6600 Claims & Judgements	-	-	-	-
87		A_B6650 Other Expense	-	-	-	-
88		A_B6700 Subcontracts	-	-	-	-
89		A_B6900 Depreciation & Amortization	-	-	-	-
90		A_B7000 Capital Expense	-	-	-	-
91		A_B7200 Discontinued Operations	-	-	-	-
92		A_B7500 Other Non Operating Expenses	-	-	-	-
93		A_B7600 Internal Allocations & Sales	-	-	-	-
94		A_B7700 Funding Tranfers	-	-	-	-
95		Total_Expenses Expenses	-	-	-	-
96		Statement of Activities Net Result	-	(181,097)	-	-
97		A_B4000 Tuition & Educational Fees	-	-	-	-
98		A_B4100 Sales of Goods & Services	-	-	-	-
99		A_B4300 Grants & Contracts	-	-	-	-
100		A_43501 Federal Appropriations	-	-	-	-
101		A_B4400 Other Operating Revenue	-	-	-	-
102		A_B5000 Non Operating Revenues	-	-	-	-
103		A_B5100 Appropriations	-	-	-	-
104		A_B5300 Gifts	-	-	-	-
105		A_B5500 Investment Income	-	-	-	-
106		A_B5600 Other Non Operating Revenues	-	-	-	-
107		Total_Revenue Revenue	-	-	-	-
108		A_B6000 Salaries, Wages & Benefits	-	-	-	-
109		A_B6200 Services & Fees	-	-	-	-
110		A_B6300 Travel	-	-	-	-
111	FC_B35 Restr	A_B6400 Supplies	-	-	-	-
112	Expendable Non Op	A_B6450 Utilities	-	-	-	-
113		A_B6500 Repairs & Maintenance	-	-	-	-
114		A_B6550 Rentals & Leases	-	-	-	-
115		A_B6575 Interest Expense	-	-	-	-
116		A_B6600 Claims & Judgements	-	-	-	-
117		A_B6650 Other Expense	-	-	-	-
118		A_B6700 Subcontracts	-	-	-	-
119		A_B6900 Depreciation & Amortization	-	-	-	-
120		A_B7000 Capital Expense	-	-	-	-
121		A_B7200 Discontinued Operations	-	-	-	-
122		A_B7500 Other Non Operating Expenses	-	-	-	-
123		A_B7600 Internal Allocations & Sales	-	-	-	-
124		A_B7700 Funding Tranfers	-	-	-	-
125		Total_Expenses Expenses	-	-	-	-
126		Statement of Activities Net Result	-	-	-	-


	A	B	C	D	E	F
1						
2	O_20001: VP for Administration Office					
3	Board of Trustees Report					
4	O_20001: VP for Administration Office					
5				FY18	FY19	
6	Fund Class - Source	Summary Level Natural Accounts	Budget	Actual through March	Budget	Variance FY18 Budget to FY19 Budget
127		A_B4000 Tuition & Educational Fees	-	-	-	-
128		A_B4100 Sales of Goods & Services	-	-	-	-
129		A_B4300 Grants & Contracts	-	-	-	-
130		A_43501 Federal Appropriations	-	-	-	-
131		A_B4400 Other Operating Revenue	-	-	-	-
132		A_B5000 Non Operating Revenues	-	-	-	-
133		A_B5100 Appropriations	-	-	-	-
134		A_B5300 Gifts	-	-	-	-
135		A_B5500 Investment Income	-	-	-	-
136		A_B5600 Other Non Operating Revenues	-	-	-	-
137		Total_Revenue Revenue	-	-	-	-
138		A_B6000 Salaries, Wages & Benefits	-	-	-	-
139		A_B6200 Services & Fees	-	-	-	-
140		A_B6300 Travel	-	-	-	-
141	FC_B40 Restr	A_B6400 Supplies	-	-	-	-
142	Grants	A_B6450 Utilities	-	-	-	-
143		A_B6500 Repairs & Maintenance	-	-	-	-
144		A_B6550 Rentals & Leases	-	-	-	-
145		A_B6575 Interest Expense	-	-	-	-
146		A_B6600 Claims & Judgements	-	-	-	-
147		A_B6650 Other Expense	-	-	-	-
148		A_B6700 Subcontracts	-	-	-	-
149		A_B6900 Depreciation & Amortization	-	-	-	-
150		A_B7000 Capital Expense	-	-	-	-
151		A_B7200 Discontinued Operations	-	-	-	-
152		A_B7500 Other Non Operating Expenses	-	-	-	-
153		A_B7600 Internal Allocations & Sales	-	-	-	-
154		A_B7700 Funding Tranfers	-	-	-	-
155		Total_Expenses Expenses	-	-	-	-
156		Statement of Activities Net Result	-	-	-	-
157		A_B4000 Tuition & Educational Fees	-	-	-	-
158		A_B4100 Sales of Goods & Services	-	-	-	-
159		A_B4300 Grants & Contracts	-	-	-	-
160		A_43501 Federal Appropriations	-	-	-	-
161		A_B4400 Other Operating Revenue	-	-	-	-
162		A_B5000 Non Operating Revenues	-	-	-	-
163		A_B5100 Appropriations	-	-	-	-
164		A_B5300 Gifts	-	-	-	-
165		A_B5500 Investment Income	-	-	-	-
166		A_B5600 Other Non Operating Revenues	-	-	-	-
167		Total_Revenue Revenue	-	-	-	-
168		A_B6000 Salaries, Wages & Benefits	-	-	-	-
169		A_B6200 Services & Fees	-	-	-	-
170		A_B6300 Travel	-	-	-	-
171	FC_B45 Restr	A_B6400 Supplies	-	-	-	-
172	Govt Funds	A_B6450 Utilities	-	-	-	-
173		A_B6500 Repairs & Maintenance	-	-	-	-
174		A_B6550 Rentals & Leases	-	-	-	-
175		A_B6575 Interest Expense	-	-	-	-
176		A_B6600 Claims & Judgements	-	-	-	-
177		A_B6650 Other Expense	-	-	-	-
178		A_B6700 Subcontracts	-	-	-	-
179		A_B6900 Depreciation & Amortization	-	-	-	-
180		A_B7000 Capital Expense	-	-	-	-
181		A_B7200 Discontinued Operations	-	-	-	-
182		A_B7500 Other Non Operating Expenses	-	-	-	-
183		A_B7600 Internal Allocations & Sales	-	-	-	-
184		A_B7700 Funding Tranfers	-	-	-	-
185		Total_Expenses Expenses	-	-	-	-
186		Statement of Activities Net Result	-	-	-	-


	A	B	C	D	E	F	
1							
2	O_20002: Staff Senate						
3	Board of Trustees Report						
4	O_20002: Staff Senate						
5			FY18		FY19		
6	Fund Class - Source	Summary Level Natural Accounts	Budget	Actual through March	Budget	Variance FY18 Budget to FY19 Budget	
7	FC_105 Unrestricted Operating Class	A_B4000 Tuition & Educational Fees	-	-	-	-	
8		A_B4100 Sales of Goods & Services	-	-	-	-	
9		A_B4300 Grants & Contracts	-	-	-	-	
10		A_43501 Federal Appropriations	-	-	-	-	
11		A_B4400 Other Operating Revenue	-	-	-	-	
12		A_B5000 Non Operating Revenues	-	-	-	-	
13		A_B5100 Appropriations	-	-	-	-	
14		A_B5300 Gifts	(1,500)	-	-	1,500	
15		A_B5500 Investment Income	(20)	-	-	20	
16		A_B5600 Other Non Operating Revenues	-	-	-	-	
17			Total_Revenue Revenue	(1,520)	-	-	1,520
18			A_B6000 Salaries, Wages & Benefits	26,349	10,461	33,073	6,725
19			A_B6200 Services & Fees	6,391	553	5,947	(444)
20			A_B6300 Travel	297	-	-	(297)
21			A_B6400 Supplies	3,416	162	3,416	0
22			A_B6450 Utilities	-	-	-	-
23			A_B6500 Repairs & Maintenance	-	-	-	-
24			A_B6550 Rentals & Leases	-	-	-	-
25			A_B6575 Interest Expense	-	-	-	-
26			A_B6600 Claims & Judgements	-	-	-	-
27			A_B6650 Other Expense	5,250	560	5,250	-
28			A_B6700 Subcontracts	-	-	-	-
29			A_B6900 Depreciation & Amortization	-	-	-	-
30			A_B7000 Capital Expense	-	-	-	-
31			A_B7200 Discontinued Operations	-	-	-	-
32			A_B7500 Other Non Operating Expenses	-	-	-	-
33			A_B7600 Internal Allocations & Sales	-	650	889	889
34			A_B7700 Funding Tranfers	-	-	-	-
35			Total_Expenses Expenses	41,702	12,386	48,575	6,873
36			Statement of Activities Net Result	40,182	12,386	48,575	8,393
37		FC_B20 Designated Op	A_B4000 Tuition & Educational Fees	-	-	-	-
38			A_B4100 Sales of Goods & Services	-	-	-	-
39			A_B4300 Grants & Contracts	-	-	-	-
40			A_43501 Federal Appropriations	-	-	-	-
41			A_B4400 Other Operating Revenue	-	-	-	-
42			A_B5000 Non Operating Revenues	-	-	-	-
43	A_B5100 Appropriations		-	-	-	-	
44	A_B5300 Gifts		-	-	-	-	
45	A_B5500 Investment Income		-	-	-	-	
46	A_B5600 Other Non Operating Revenues		-	-	-	-	
47			Total_Revenue Revenue	-	-	-	-
48			A_B6000 Salaries, Wages & Benefits	-	-	-	-
49			A_B6200 Services & Fees	-	-	-	-
50			A_B6300 Travel	-	-	-	-
51			A_B6400 Supplies	-	-	-	-
52			A_B6450 Utilities	-	-	-	-
53			A_B6500 Repairs & Maintenance	-	-	-	-
54			A_B6550 Rentals & Leases	-	-	-	-
55			A_B6575 Interest Expense	-	-	-	-
56			A_B6600 Claims & Judgements	-	-	-	-
57			A_B6650 Other Expense	-	-	-	-
58			A_B6700 Subcontracts	-	-	-	-
59			A_B6900 Depreciation & Amortization	-	-	-	-
60			A_B7000 Capital Expense	-	-	-	-
61			A_B7200 Discontinued Operations	-	-	-	-
62			A_B7500 Other Non Operating Expenses	-	-	-	-
63			A_B7600 Internal Allocations & Sales	-	-	-	-
64			A_B7700 Funding Tranfers	-	-	-	-
65			Total_Expenses Expenses	-	-	-	-
66			Statement of Activities Net Result	-	-	-	-


	A	B	C	D	E	F
1						
2	O_20002: Staff Senate					
3	Board of Trustees Report					
4	O_20002: Staff Senate					
5			FY18		FY19	
6	Fund Class - Source	Summary Level Natural Accounts	Budget	Actual through March	Budget	Variance FY18 Budget to FY19 Budget
67		A_B4000 Tuition & Educational Fees	-	-	-	-
68		A_B4100 Sales of Goods & Services	-	-	-	-
69		A_B4300 Grants & Contracts	-	-	-	-
70		A_43501 Federal Appropriations	-	-	-	-
71		A_B4400 Other Operating Revenue	-	-	-	-
72		A_B5000 Non Operating Revenues	-	-	-	-
73		A_B5100 Appropriations	-	-	-	-
74		A_B5300 Gifts	-	-	-	-
75		A_B5500 Investment Income	-	-	-	-
76		A_B5600 Other Non Operating Revenues	-	-	-	-
77		Total_Revenue Revenue	-	-	-	-
78		A_B6000 Salaries, Wages & Benefits	-	-	-	-
79		A_B6200 Services & Fees	-	-	-	-
80		A_B6300 Travel	-	61	-	-
81	FC_B30 Restr	A_B6400 Supplies	-	120	-	-
82	Expendable Op	A_B6450 Utilities	-	-	-	-
83		A_B6500 Repairs & Maintenance	-	-	-	-
84		A_B6550 Rentals & Leases	-	-	-	-
85		A_B6575 Interest Expense	-	-	-	-
86		A_B6600 Claims & Judgements	-	-	-	-
87		A_B6650 Other Expense	-	-	-	-
88		A_B6700 Subcontracts	-	-	-	-
89		A_B6900 Depreciation & Amortization	-	-	-	-
90		A_B7000 Capital Expense	-	-	-	-
91		A_B7200 Discontinued Operations	-	-	-	-
92		A_B7500 Other Non Operating Expenses	-	-	-	-
93		A_B7600 Internal Allocations & Sales	-	344	-	-
94		A_B7700 Funding Tranfers	-	-	-	-
95		Total_Expenses Expenses	-	525	-	-
96		Statement of Activities Net Result	-	525	-	-
97		A_B4000 Tuition & Educational Fees	-	-	-	-
98		A_B4100 Sales of Goods & Services	-	-	-	-
99		A_B4300 Grants & Contracts	-	-	-	-
100		A_43501 Federal Appropriations	-	-	-	-
101		A_B4400 Other Operating Revenue	-	-	-	-
102		A_B5000 Non Operating Revenues	-	-	-	-
103		A_B5100 Appropriations	-	-	-	-
104		A_B5300 Gifts	-	-	-	-
105		A_B5500 Investment Income	-	-	-	-
106		A_B5600 Other Non Operating Revenues	-	-	-	-
107		Total_Revenue Revenue	-	-	-	-
108		A_B6000 Salaries, Wages & Benefits	-	-	-	-
109		A_B6200 Services & Fees	-	-	-	-
110		A_B6300 Travel	-	-	-	-
111	FC_B35 Restr	A_B6400 Supplies	-	-	-	-
112	Expendable	A_B6450 Utilities	-	-	-	-
113	Non Op	A_B6500 Repairs & Maintenance	-	-	-	-
114		A_B6550 Rentals & Leases	-	-	-	-
115		A_B6575 Interest Expense	-	-	-	-
116		A_B6600 Claims & Judgements	-	-	-	-
117		A_B6650 Other Expense	-	-	-	-
118		A_B6700 Subcontracts	-	-	-	-
119		A_B6900 Depreciation & Amortization	-	-	-	-
120		A_B7000 Capital Expense	-	-	-	-
121		A_B7200 Discontinued Operations	-	-	-	-
122		A_B7500 Other Non Operating Expenses	-	-	-	-
123		A_B7600 Internal Allocations & Sales	-	-	-	-
124		A_B7700 Funding Tranfers	-	-	-	-
125		Total_Expenses Expenses	-	-	-	-
126		Statement of Activities Net Result	-	-	-	-

	A	B	C	D	E	F
1						
2	O_20002: Staff Senate					
3	Board of Trustees Report					
4	O_20002: Staff Senate					
5			FY18		FY19	
6	Fund Class - Source	Summary Level Natural Accounts	Budget	Actual through March	Budget	Variance FY18 Budget to FY19 Budget
127		A_B4000 Tuition & Educational Fees	-	-	-	-
128		A_B4100 Sales of Goods & Services	-	-	-	-
129		A_B4300 Grants & Contracts	-	-	-	-
130		A_43501 Federal Appropriations	-	-	-	-
131		A_B4400 Other Operating Revenue	-	-	-	-
132		A_B5000 Non Operating Revenues	-	-	-	-
133		A_B5100 Appropriations	-	-	-	-
134		A_B5300 Gifts	-	-	-	-
135		A_B5500 Investment Income	-	-	-	-
136		A_B5600 Other Non Operating Revenues	-	-	-	-
137		Total_Revenue Revenue	-	-	-	-
138		A_B6000 Salaries, Wages & Benefits	-	-	-	-
139		A_B6200 Services & Fees	-	-	-	-
140		A_B6300 Travel	-	-	-	-
141	FC_B40 Restr	A_B6400 Supplies	-	-	-	-
142	Grants	A_B6450 Utilities	-	-	-	-
143		A_B6500 Repairs & Maintenance	-	-	-	-
144		A_B6550 Rentals & Leases	-	-	-	-
145		A_B6575 Interest Expense	-	-	-	-
146		A_B6600 Claims & Judgements	-	-	-	-
147		A_B6650 Other Expense	-	-	-	-
148		A_B6700 Subcontracts	-	-	-	-
149		A_B6900 Depreciation & Amortization	-	-	-	-
150		A_B7000 Capital Expense	-	-	-	-
151		A_B7200 Discontinued Operations	-	-	-	-
152		A_B7500 Other Non Operating Expenses	-	-	-	-
153		A_B7600 Internal Allocations & Sales	-	-	-	-
154		A_B7700 Funding Tranfers	-	-	-	-
155		Total_Expenses Expenses	-	-	-	-
156		Statement of Activities Net Result	-	-	-	-
157		A_B4000 Tuition & Educational Fees	-	-	-	-
158		A_B4100 Sales of Goods & Services	-	-	-	-
159		A_B4300 Grants & Contracts	-	-	-	-
160		A_43501 Federal Appropriations	-	-	-	-
161		A_B4400 Other Operating Revenue	-	-	-	-
162		A_B5000 Non Operating Revenues	-	-	-	-
163		A_B5100 Appropriations	-	-	-	-
164		A_B5300 Gifts	-	-	-	-
165		A_B5500 Investment Income	-	-	-	-
166		A_B5600 Other Non Operating Revenues	-	-	-	-
167		Total_Revenue Revenue	-	-	-	-
168		A_B6000 Salaries, Wages & Benefits	-	-	-	-
169		A_B6200 Services & Fees	-	-	-	-
170		A_B6300 Travel	-	-	-	-
171	FC_B45 Restr	A_B6400 Supplies	-	-	-	-
172	Govt Funds	A_B6450 Utilities	-	-	-	-
173		A_B6500 Repairs & Maintenance	-	-	-	-
174		A_B6550 Rentals & Leases	-	-	-	-
175		A_B6575 Interest Expense	-	-	-	-
176		A_B6600 Claims & Judgements	-	-	-	-
177		A_B6650 Other Expense	-	-	-	-
178		A_B6700 Subcontracts	-	-	-	-
179		A_B6900 Depreciation & Amortization	-	-	-	-
180		A_B7000 Capital Expense	-	-	-	-
181		A_B7200 Discontinued Operations	-	-	-	-
182		A_B7500 Other Non Operating Expenses	-	-	-	-
183		A_B7600 Internal Allocations & Sales	-	-	-	-
184		A_B7700 Funding Tranfers	-	-	-	-
185		Total_Expenses Expenses	-	-	-	-
186		Statement of Activities Net Result	-	-	-	-


	A	B	C	D	E	F	
1							
2	O_E2100: Budget & Institutional Planning Department						
3	Board of Trustees Report						
4	O_E2100: Budget & Institutional Planning Department						
5			FY18		FY19		
6	Fund Class - Source	Summary Level Natural Accounts	Budget	Actual through March	Budget	Variance FY18 Budget to FY19 Budget	
7	FC_105 Unrestricted Operating Class	A_B4000 Tuition & Educational Fees	-	-	-	-	
8		A_B4100 Sales of Goods & Services	-	-	-	-	
9		A_B4300 Grants & Contracts	-	-	-	-	
10		A_43501 Federal Appropriations	-	-	-	-	
11		A_B4400 Other Operating Revenue	-	-	-	-	
12		A_B5000 Non Operating Revenues	-	-	-	-	
13		A_B5100 Appropriations	-	-	-	-	
14		A_B5300 Gifts	-	-	-	-	
15		A_B5500 Investment Income	-	-	-	-	
16		A_B5600 Other Non Operating Revenues	-	-	-	-	
17			Total_Revenue Revenue	-	-	-	-
18			A_B6000 Salaries, Wages & Benefits	1,835,670	1,145,965	1,991,070	155,400
19			A_B6200 Services & Fees	6,530	1,778	5,300	(1,230)
20			A_B6300 Travel	12,500	2,190	20,000	7,500
21			A_B6400 Supplies	19,713	13,143	23,955	4,242
22			A_B6450 Utilities	-	-	-	-
23			A_B6500 Repairs & Maintenance	-	-	450	450
24			A_B6550 Rentals & Leases	-	-	-	-
25			A_B6575 Interest Expense	-	-	-	-
26			A_B6600 Claims & Judgements	-	-	-	-
27			A_B6650 Other Expense	1,690	6,499	26,100	24,410
28			A_B6700 Subcontracts	-	-	-	-
29			A_B6900 Depreciation & Amortization	-	-	-	-
30			A_B7000 Capital Expense	-	-	-	-
31			A_B7200 Discontinued Operations	-	-	-	-
32			A_B7500 Other Non Operating Expenses	-	-	-	-
33			A_B7600 Internal Allocations & Sales	-	9,457	15,770	15,770
34			A_B7700 Funding Tranfers	-	-	-	-
35			Total_Expenses Expenses	1,876,103	1,179,032	2,082,645	206,542
36			Statement of Activities Net Result	1,876,103	1,179,032	2,082,645	206,542
37		FC_B20 Designated Op	A_B4000 Tuition & Educational Fees	-	-	-	-
38			A_B4100 Sales of Goods & Services	-	-	-	-
39			A_B4300 Grants & Contracts	-	-	-	-
40			A_43501 Federal Appropriations	-	-	-	-
41			A_B4400 Other Operating Revenue	-	-	-	-
42			A_B5000 Non Operating Revenues	-	-	-	-
43	A_B5100 Appropriations		-	-	-	-	
44	A_B5300 Gifts		-	-	-	-	
45	A_B5500 Investment Income		-	-	-	-	
46	A_B5600 Other Non Operating Revenues		-	-	-	-	
47			Total_Revenue Revenue	-	-	-	-
48			A_B6000 Salaries, Wages & Benefits	-	-	-	-
49			A_B6200 Services & Fees	-	-	-	-
50			A_B6300 Travel	-	-	-	-
51			A_B6400 Supplies	-	-	-	-
52			A_B6450 Utilities	-	-	-	-
53			A_B6500 Repairs & Maintenance	-	-	-	-
54			A_B6550 Rentals & Leases	-	-	-	-
55			A_B6575 Interest Expense	-	-	-	-
56			A_B6600 Claims & Judgements	-	-	-	-
57			A_B6650 Other Expense	-	-	-	-
58			A_B6700 Subcontracts	-	-	-	-
59			A_B6900 Depreciation & Amortization	-	-	-	-
60			A_B7000 Capital Expense	-	-	-	-
61			A_B7200 Discontinued Operations	-	-	-	-
62			A_B7500 Other Non Operating Expenses	-	-	-	-
63			A_B7600 Internal Allocations & Sales	-	19	-	-
64			A_B7700 Funding Tranfers	-	-	-	-
65			Total_Expenses Expenses	-	19	-	-
66			Statement of Activities Net Result	-	19	-	-


	A	B	C	D	E	F
1						
2	O_E2100: Budget & Institutional Planning Department					
3	Board of Trustees Report					
4	O_E2100: Budget & Institutional Planning Department					
5			FY18		FY19	
6	Fund Class - Source	Summary Level Natural Accounts	Budget	Actual through March	Budget	Variance FY18 Budget to FY19 Budget
67		A_B4000 Tuition & Educational Fees	-	-	-	-
68		A_B4100 Sales of Goods & Services	-	-	-	-
69		A_B4300 Grants & Contracts	-	-	-	-
70		A_43501 Federal Appropriations	-	-	-	-
71		A_B4400 Other Operating Revenue	-	-	-	-
72		A_B5000 Non Operating Revenues	-	-	-	-
73		A_B5100 Appropriations	-	-	-	-
74		A_B5300 Gifts	-	-	-	-
75		A_B5500 Investment Income	-	-	-	-
76		A_B5600 Other Non Operating Revenues	-	-	-	-
77		Total_Revenue Revenue	-	-	-	-
78		A_B6000 Salaries, Wages & Benefits	-	-	-	-
79		A_B6200 Services & Fees	-	-	-	-
80		A_B6300 Travel	-	-	-	-
81	FC_B30 Restr	A_B6400 Supplies	-	-	-	-
82	Expendable Op	A_B6450 Utilities	-	-	-	-
83		A_B6500 Repairs & Maintenance	-	-	-	-
84		A_B6550 Rentals & Leases	-	-	-	-
85		A_B6575 Interest Expense	-	-	-	-
86		A_B6600 Claims & Judgements	-	-	-	-
87		A_B6650 Other Expense	-	-	-	-
88		A_B6700 Subcontracts	-	-	-	-
89		A_B6900 Depreciation & Amortization	-	-	-	-
90		A_B7000 Capital Expense	-	-	-	-
91		A_B7200 Discontinued Operations	-	-	-	-
92		A_B7500 Other Non Operating Expenses	-	-	-	-
93		A_B7600 Internal Allocations & Sales	-	-	-	-
94		A_B7700 Funding Tranfers	-	-	-	-
95		Total_Expenses Expenses	-	-	-	-
96		Statement of Activities Net Result	-	-	-	-
97		A_B4000 Tuition & Educational Fees	-	-	-	-
98		A_B4100 Sales of Goods & Services	-	-	-	-
99		A_B4300 Grants & Contracts	-	-	-	-
100		A_43501 Federal Appropriations	-	-	-	-
101		A_B4400 Other Operating Revenue	-	-	-	-
102		A_B5000 Non Operating Revenues	-	-	-	-
103		A_B5100 Appropriations	-	-	-	-
104		A_B5300 Gifts	-	-	-	-
105		A_B5500 Investment Income	-	-	-	-
106		A_B5600 Other Non Operating Revenues	-	-	-	-
107		Total_Revenue Revenue	-	-	-	-
108		A_B6000 Salaries, Wages & Benefits	-	-	-	-
109		A_B6200 Services & Fees	-	-	-	-
110		A_B6300 Travel	-	-	-	-
111	FC_B35 Restr	A_B6400 Supplies	-	-	-	-
112	Expendable Non Op	A_B6450 Utilities	-	-	-	-
113		A_B6500 Repairs & Maintenance	-	-	-	-
114		A_B6550 Rentals & Leases	-	-	-	-
115		A_B6575 Interest Expense	-	-	-	-
116		A_B6600 Claims & Judgements	-	-	-	-
117		A_B6650 Other Expense	-	-	-	-
118		A_B6700 Subcontracts	-	-	-	-
119		A_B6900 Depreciation & Amortization	-	-	-	-
120		A_B7000 Capital Expense	-	-	-	-
121		A_B7200 Discontinued Operations	-	-	-	-
122		A_B7500 Other Non Operating Expenses	-	-	-	-
123		A_B7600 Internal Allocations & Sales	-	-	-	-
124		A_B7700 Funding Tranfers	-	-	-	-
125		Total_Expenses Expenses	-	-	-	-
126		Statement of Activities Net Result	-	-	-	-

	A	B	C	D	E	F
1						
2	O_E2100: Budget & Institutional Planning Department					
3	Board of Trustees Report					
4	O_E2100: Budget & Institutional Planning Department					
5			FY18		FY19	
6	Fund Class - Source	Summary Level Natural Accounts	Budget	Actual through March	Budget	Variance FY18 Budget to FY19 Budget
127		A_B4000 Tuition & Educational Fees	-	-	-	-
128		A_B4100 Sales of Goods & Services	-	-	-	-
129		A_B4300 Grants & Contracts	-	-	-	-
130		A_43501 Federal Appropriations	-	-	-	-
131		A_B4400 Other Operating Revenue	-	-	-	-
132		A_B5000 Non Operating Revenues	-	-	-	-
133		A_B5100 Appropriations	-	-	-	-
134		A_B5300 Gifts	-	-	-	-
135		A_B5500 Investment Income	-	-	-	-
136		A_B5600 Other Non Operating Revenues	-	-	-	-
137		Total_Revenue Revenue	-	-	-	-
138		A_B6000 Salaries, Wages & Benefits	-	-	-	-
139		A_B6200 Services & Fees	-	-	-	-
140		A_B6300 Travel	-	-	-	-
141	FC_B40 Restr	A_B6400 Supplies	-	-	-	-
142	Grants	A_B6450 Utilities	-	-	-	-
143		A_B6500 Repairs & Maintenance	-	-	-	-
144		A_B6550 Rentals & Leases	-	-	-	-
145		A_B6575 Interest Expense	-	-	-	-
146		A_B6600 Claims & Judgements	-	-	-	-
147		A_B6650 Other Expense	-	-	-	-
148		A_B6700 Subcontracts	-	-	-	-
149		A_B6900 Depreciation & Amortization	-	-	-	-
150		A_B7000 Capital Expense	-	-	-	-
151		A_B7200 Discontinued Operations	-	-	-	-
152		A_B7500 Other Non Operating Expenses	-	-	-	-
153		A_B7600 Internal Allocations & Sales	-	-	-	-
154		A_B7700 Funding Tranfers	-	-	-	-
155		Total_Expenses Expenses	-	-	-	-
156		Statement of Activities Net Result	-	-	-	-
157		A_B4000 Tuition & Educational Fees	-	-	-	-
158		A_B4100 Sales of Goods & Services	-	-	-	-
159		A_B4300 Grants & Contracts	-	-	-	-
160		A_43501 Federal Appropriations	-	-	-	-
161		A_B4400 Other Operating Revenue	-	-	-	-
162		A_B5000 Non Operating Revenues	-	-	-	-
163		A_B5100 Appropriations	-	-	-	-
164		A_B5300 Gifts	-	-	-	-
165		A_B5500 Investment Income	-	-	-	-
166		A_B5600 Other Non Operating Revenues	-	-	-	-
167		Total_Revenue Revenue	-	-	-	-
168		A_B6000 Salaries, Wages & Benefits	-	-	-	-
169		A_B6200 Services & Fees	-	-	-	-
170		A_B6300 Travel	-	-	-	-
171	FC_B45 Restr	A_B6400 Supplies	-	-	-	-
172	Govt Funds	A_B6450 Utilities	-	-	-	-
173		A_B6500 Repairs & Maintenance	-	-	-	-
174		A_B6550 Rentals & Leases	-	-	-	-
175		A_B6575 Interest Expense	-	-	-	-
176		A_B6600 Claims & Judgements	-	-	-	-
177		A_B6650 Other Expense	-	-	-	-
178		A_B6700 Subcontracts	-	-	-	-
179		A_B6900 Depreciation & Amortization	-	-	-	-
180		A_B7000 Capital Expense	-	-	-	-
181		A_B7200 Discontinued Operations	-	-	-	-
182		A_B7500 Other Non Operating Expenses	-	-	-	-
183		A_B7600 Internal Allocations & Sales	-	-	-	-
184		A_B7700 Funding Tranfers	-	-	-	-
185		Total_Expenses Expenses	-	-	-	-
186		Statement of Activities Net Result	-	-	-	-

	A	B	C	D	E	F	
1							
2	O_21001: Budget Office						
3	Board of Trustees Report						
4	O_21001: Budget Office						
5			FY18		FY19		
6	Fund Class - Source	Summary Level Natural Accounts	Budget	Actual through March	Budget	Variance FY18 Budget to FY19 Budget	
7	FC_105 Unrestricted Operating Class	A_B4000 Tuition & Educational Fees	-	-	-	-	
8		A_B4100 Sales of Goods & Services	-	-	-	-	
9		A_B4300 Grants & Contracts	-	-	-	-	
10		A_43501 Federal Appropriations	-	-	-	-	
11		A_B4400 Other Operating Revenue	-	-	-	-	
12		A_B5000 Non Operating Revenues	-	-	-	-	
13		A_B5100 Appropriations	-	-	-	-	
14		A_B5300 Gifts	-	-	-	-	
15		A_B5500 Investment Income	-	-	-	-	
16		A_B5600 Other Non Operating Revenues	-	-	-	-	
17			Total Revenue Revenue	-	-	-	-
18			A_B6000 Salaries, Wages & Benefits	1,835,670	1,145,965	514,778	(1,320,892)
19			A_B6200 Services & Fees	6,530	1,328	1,350	(5,180)
20			A_B6300 Travel	12,500	2,190	9,000	(3,500)
21			A_B6400 Supplies	19,713	11,775	4,250	(15,463)
22			A_B6450 Utilities	-	-	-	-
23			A_B6500 Repairs & Maintenance	-	-	-	-
24			A_B6550 Rentals & Leases	-	-	-	-
25			A_B6575 Interest Expense	-	-	-	-
26			A_B6600 Claims & Judgements	-	-	-	-
27			A_B6650 Other Expense	1,690	6,499	1,050	(640)
28			A_B6700 Subcontracts	-	-	-	-
29			A_B6900 Depreciation & Amortization	-	-	-	-
30			A_B7000 Capital Expense	-	-	-	-
31			A_B7200 Discontinued Operations	-	-	-	-
32			A_B7500 Other Non Operating Expenses	-	-	-	-
33			A_B7600 Internal Allocations & Sales	-	9,457	10,000	10,000
34			A_B7700 Funding Tranfers	-	-	-	-
35			Total Expenses Expenses	1,876,103	1,177,214	540,428	(1,335,675)
36			Statement of Activities Net Result	1,876,103	1,177,214	540,428	(1,335,675)
37		FC_B20 Designated Op	A_B4000 Tuition & Educational Fees	-	-	-	-
38			A_B4100 Sales of Goods & Services	-	-	-	-
39			A_B4300 Grants & Contracts	-	-	-	-
40			A_43501 Federal Appropriations	-	-	-	-
41			A_B4400 Other Operating Revenue	-	-	-	-
42			A_B5000 Non Operating Revenues	-	-	-	-
43	A_B5100 Appropriations		-	-	-	-	
44	A_B5300 Gifts		-	-	-	-	
45	A_B5500 Investment Income		-	-	-	-	
46	A_B5600 Other Non Operating Revenues		-	-	-	-	
47			Total Revenue Revenue	-	-	-	-
48			A_B6000 Salaries, Wages & Benefits	-	-	-	-
49			A_B6200 Services & Fees	-	-	-	-
50			A_B6300 Travel	-	-	-	-
51			A_B6400 Supplies	-	-	-	-
52			A_B6450 Utilities	-	-	-	-
53			A_B6500 Repairs & Maintenance	-	-	-	-
54			A_B6550 Rentals & Leases	-	-	-	-
55			A_B6575 Interest Expense	-	-	-	-
56			A_B6600 Claims & Judgements	-	-	-	-
57			A_B6650 Other Expense	-	-	-	-
58			A_B6700 Subcontracts	-	-	-	-
59			A_B6900 Depreciation & Amortization	-	-	-	-
60			A_B7000 Capital Expense	-	-	-	-
61			A_B7200 Discontinued Operations	-	-	-	-
62			A_B7500 Other Non Operating Expenses	-	-	-	-
63			A_B7600 Internal Allocations & Sales	-	19	-	-
64			A_B7700 Funding Tranfers	-	-	-	-
65			Total Expenses Expenses	-	19	-	-
66			Statement of Activities Net Result	-	19	-	-


	A	B	C	D	E	F
1						
2	O_21001: Budget Office					
3	Board of Trustees Report					
4	O_21001: Budget Office					
5			FY18		FY19	
6	Fund Class - Source	Summary Level Natural Accounts	Budget	Actual through March	Budget	Variance FY18 Budget to FY19 Budget
67		A_B4000 Tuition & Educational Fees	-	-	-	-
68		A_B4100 Sales of Goods & Services	-	-	-	-
69		A_B4300 Grants & Contracts	-	-	-	-
70		A_43501 Federal Appropriations	-	-	-	-
71		A_B4400 Other Operating Revenue	-	-	-	-
72		A_B5000 Non Operating Revenues	-	-	-	-
73		A_B5100 Appropriations	-	-	-	-
74		A_B5300 Gifts	-	-	-	-
75		A_B5500 Investment Income	-	-	-	-
76		A_B5600 Other Non Operating Revenues	-	-	-	-
77		Total_Revenue Revenue	-	-	-	-
78		A_B6000 Salaries, Wages & Benefits	-	-	-	-
79		A_B6200 Services & Fees	-	-	-	-
80		A_B6300 Travel	-	-	-	-
81	FC_B30 Restr	A_B6400 Supplies	-	-	-	-
82	Expendable Op	A_B6450 Utilities	-	-	-	-
83		A_B6500 Repairs & Maintenance	-	-	-	-
84		A_B6550 Rentals & Leases	-	-	-	-
85		A_B6575 Interest Expense	-	-	-	-
86		A_B6600 Claims & Judgements	-	-	-	-
87		A_B6650 Other Expense	-	-	-	-
88		A_B6700 Subcontracts	-	-	-	-
89		A_B6900 Depreciation & Amortization	-	-	-	-
90		A_B7000 Capital Expense	-	-	-	-
91		A_B7200 Discontinued Operations	-	-	-	-
92		A_B7500 Other Non Operating Expenses	-	-	-	-
93		A_B7600 Internal Allocations & Sales	-	-	-	-
94		A_B7700 Funding Tranfers	-	-	-	-
95		Total_Expenses Expenses	-	-	-	-
96		Statement of Activities Net Result	-	-	-	-
97		A_B4000 Tuition & Educational Fees	-	-	-	-
98		A_B4100 Sales of Goods & Services	-	-	-	-
99		A_B4300 Grants & Contracts	-	-	-	-
100		A_43501 Federal Appropriations	-	-	-	-
101		A_B4400 Other Operating Revenue	-	-	-	-
102		A_B5000 Non Operating Revenues	-	-	-	-
103		A_B5100 Appropriations	-	-	-	-
104		A_B5300 Gifts	-	-	-	-
105		A_B5500 Investment Income	-	-	-	-
106		A_B5600 Other Non Operating Revenues	-	-	-	-
107		Total_Revenue Revenue	-	-	-	-
108		A_B6000 Salaries, Wages & Benefits	-	-	-	-
109		A_B6200 Services & Fees	-	-	-	-
110		A_B6300 Travel	-	-	-	-
111	FC_B35 Restr	A_B6400 Supplies	-	-	-	-
112	Expendable Non Op	A_B6450 Utilities	-	-	-	-
113		A_B6500 Repairs & Maintenance	-	-	-	-
114		A_B6550 Rentals & Leases	-	-	-	-
115		A_B6575 Interest Expense	-	-	-	-
116		A_B6600 Claims & Judgements	-	-	-	-
117		A_B6650 Other Expense	-	-	-	-
118		A_B6700 Subcontracts	-	-	-	-
119		A_B6900 Depreciation & Amortization	-	-	-	-
120		A_B7000 Capital Expense	-	-	-	-
121		A_B7200 Discontinued Operations	-	-	-	-
122		A_B7500 Other Non Operating Expenses	-	-	-	-
123		A_B7600 Internal Allocations & Sales	-	-	-	-
124		A_B7700 Funding Tranfers	-	-	-	-
125		Total_Expenses Expenses	-	-	-	-
126		Statement of Activities Net Result	-	-	-	-

	A	B	C	D	E	F
1						
2	O_21001: Budget Office					
3	Board of Trustees Report					
4	O_21001: Budget Office					
5			FY18		FY19	
6	Fund Class - Source	Summary Level Natural Accounts	Budget	Actual through March	Budget	Variance FY18 Budget to FY19 Budget
127		A_B4000 Tuition & Educational Fees	-	-	-	-
128		A_B4100 Sales of Goods & Services	-	-	-	-
129		A_B4300 Grants & Contracts	-	-	-	-
130		A_43501 Federal Appropriations	-	-	-	-
131		A_B4400 Other Operating Revenue	-	-	-	-
132		A_B5000 Non Operating Revenues	-	-	-	-
133		A_B5100 Appropriations	-	-	-	-
134		A_B5300 Gifts	-	-	-	-
135		A_B5500 Investment Income	-	-	-	-
136		A_B5600 Other Non Operating Revenues	-	-	-	-
137		Total_Revenue Revenue	-	-	-	-
138		A_B6000 Salaries, Wages & Benefits	-	-	-	-
139		A_B6200 Services & Fees	-	-	-	-
140		A_B6300 Travel	-	-	-	-
141	FC_B40 Restr	A_B6400 Supplies	-	-	-	-
142	Grants	A_B6450 Utilities	-	-	-	-
143		A_B6500 Repairs & Maintenance	-	-	-	-
144		A_B6550 Rentals & Leases	-	-	-	-
145		A_B6575 Interest Expense	-	-	-	-
146		A_B6600 Claims & Judgements	-	-	-	-
147		A_B6650 Other Expense	-	-	-	-
148		A_B6700 Subcontracts	-	-	-	-
149		A_B6900 Depreciation & Amortization	-	-	-	-
150		A_B7000 Capital Expense	-	-	-	-
151		A_B7200 Discontinued Operations	-	-	-	-
152		A_B7500 Other Non Operating Expenses	-	-	-	-
153		A_B7600 Internal Allocations & Sales	-	-	-	-
154		A_B7700 Funding Tranfers	-	-	-	-
155		Total_Expenses Expenses	-	-	-	-
156		Statement of Activities Net Result	-	-	-	-
157		A_B4000 Tuition & Educational Fees	-	-	-	-
158		A_B4100 Sales of Goods & Services	-	-	-	-
159		A_B4300 Grants & Contracts	-	-	-	-
160		A_43501 Federal Appropriations	-	-	-	-
161		A_B4400 Other Operating Revenue	-	-	-	-
162		A_B5000 Non Operating Revenues	-	-	-	-
163		A_B5100 Appropriations	-	-	-	-
164		A_B5300 Gifts	-	-	-	-
165		A_B5500 Investment Income	-	-	-	-
166		A_B5600 Other Non Operating Revenues	-	-	-	-
167		Total_Revenue Revenue	-	-	-	-
168		A_B6000 Salaries, Wages & Benefits	-	-	-	-
169		A_B6200 Services & Fees	-	-	-	-
170		A_B6300 Travel	-	-	-	-
171	FC_B45 Restr	A_B6400 Supplies	-	-	-	-
172	Govt Funds	A_B6450 Utilities	-	-	-	-
173		A_B6500 Repairs & Maintenance	-	-	-	-
174		A_B6550 Rentals & Leases	-	-	-	-
175		A_B6575 Interest Expense	-	-	-	-
176		A_B6600 Claims & Judgements	-	-	-	-
177		A_B6650 Other Expense	-	-	-	-
178		A_B6700 Subcontracts	-	-	-	-
179		A_B6900 Depreciation & Amortization	-	-	-	-
180		A_B7000 Capital Expense	-	-	-	-
181		A_B7200 Discontinued Operations	-	-	-	-
182		A_B7500 Other Non Operating Expenses	-	-	-	-
183		A_B7600 Internal Allocations & Sales	-	-	-	-
184		A_B7700 Funding Tranfers	-	-	-	-
185		Total_Expenses Expenses	-	-	-	-
186		Statement of Activities Net Result	-	-	-	-


	A	B	C	D	E	F	
1							
2	O_21002: Office of Institutional Analysis						
3	Board of Trustees Report						
4	O_21002: Office of Institutional Analysis						
5			FY18		FY19		
6	Fund Class - Source	Summary Level Natural Accounts	Budget	Actual through March	Budget	Variance FY18 Budget to FY19 Budget	
7	FC_105 Unrestricted Operating Class	A_B4000 Tuition & Educational Fees	-	-	-	-	
8		A_B4100 Sales of Goods & Services	-	-	-	-	
9		A_B4300 Grants & Contracts	-	-	-	-	
10		A_43501 Federal Appropriations	-	-	-	-	
11		A_B4400 Other Operating Revenue	-	-	-	-	
12		A_B5000 Non Operating Revenues	-	-	-	-	
13		A_B5100 Appropriations	-	-	-	-	
14		A_B5300 Gifts	-	-	-	-	
15		A_B5500 Investment Income	-	-	-	-	
16		A_B5600 Other Non Operating Revenues	-	-	-	-	
17			Total_Revenue Revenue	-	-	-	-
18			A_B6000 Salaries, Wages & Benefits	-	-	529,467	529,467
19			A_B6200 Services & Fees	-	450	1,950	1,950
20			A_B6300 Travel	-	-	4,000	4,000
21			A_B6400 Supplies	-	1,368	11,205	11,205
22			A_B6450 Utilities	-	-	-	-
23			A_B6500 Repairs & Maintenance	-	-	450	450
24			A_B6550 Rentals & Leases	-	-	-	-
25			A_B6575 Interest Expense	-	-	-	-
26			A_B6600 Claims & Judgements	-	-	-	-
27			A_B6650 Other Expense	-	-	4,250	4,250
28			A_B6700 Subcontracts	-	-	-	-
29			A_B6900 Depreciation & Amortization	-	-	-	-
30			A_B7000 Capital Expense	-	-	-	-
31			A_B7200 Discontinued Operations	-	-	-	-
32			A_B7500 Other Non Operating Expenses	-	-	-	-
33			A_B7600 Internal Allocations & Sales	-	-	3,250	3,250
34			A_B7700 Funding Tranfers	-	-	-	-
35			Total_Expenses Expenses	-	1,818	554,572	554,572
36			Statement of Activities Net Result	-	1,818	554,572	554,572
37		FC_B20 Designated Op	A_B4000 Tuition & Educational Fees	-	-	-	-
38			A_B4100 Sales of Goods & Services	-	-	-	-
39			A_B4300 Grants & Contracts	-	-	-	-
40			A_43501 Federal Appropriations	-	-	-	-
41			A_B4400 Other Operating Revenue	-	-	-	-
42			A_B5000 Non Operating Revenues	-	-	-	-
43	A_B5100 Appropriations		-	-	-	-	
44	A_B5300 Gifts		-	-	-	-	
45	A_B5500 Investment Income		-	-	-	-	
46	A_B5600 Other Non Operating Revenues		-	-	-	-	
47			Total_Revenue Revenue	-	-	-	-
48			A_B6000 Salaries, Wages & Benefits	-	-	-	-
49			A_B6200 Services & Fees	-	-	-	-
50			A_B6300 Travel	-	-	-	-
51			A_B6400 Supplies	-	-	-	-
52			A_B6450 Utilities	-	-	-	-
53			A_B6500 Repairs & Maintenance	-	-	-	-
54			A_B6550 Rentals & Leases	-	-	-	-
55			A_B6575 Interest Expense	-	-	-	-
56			A_B6600 Claims & Judgements	-	-	-	-
57			A_B6650 Other Expense	-	-	-	-
58			A_B6700 Subcontracts	-	-	-	-
59			A_B6900 Depreciation & Amortization	-	-	-	-
60			A_B7000 Capital Expense	-	-	-	-
61			A_B7200 Discontinued Operations	-	-	-	-
62			A_B7500 Other Non Operating Expenses	-	-	-	-
63			A_B7600 Internal Allocations & Sales	-	-	-	-
64			A_B7700 Funding Tranfers	-	-	-	-
65			Total_Expenses Expenses	-	-	-	-
66			Statement of Activities Net Result	-	-	-	-


	A	B	C	D	E	F
1						
2	O_21002: Office of Institutional Analysis					
3	Board of Trustees Report					
4	O_21002: Office of Institutional Analysis					
5			FY18		FY19	
6	Fund Class - Source	Summary Level Natural Accounts	Budget	Actual through March	Budget	Variance FY18 Budget to FY19 Budget
67		A_B4000 Tuition & Educational Fees	-	-	-	-
68		A_B4100 Sales of Goods & Services	-	-	-	-
69		A_B4300 Grants & Contracts	-	-	-	-
70		A_43501 Federal Appropriations	-	-	-	-
71		A_B4400 Other Operating Revenue	-	-	-	-
72		A_B5000 Non Operating Revenues	-	-	-	-
73		A_B5100 Appropriations	-	-	-	-
74		A_B5300 Gifts	-	-	-	-
75		A_B5500 Investment Income	-	-	-	-
76		A_B5600 Other Non Operating Revenues	-	-	-	-
77		Total_Revenue Revenue	-	-	-	-
78		A_B6000 Salaries, Wages & Benefits	-	-	-	-
79		A_B6200 Services & Fees	-	-	-	-
80		A_B6300 Travel	-	-	-	-
81	FC_B30 Restr	A_B6400 Supplies	-	-	-	-
82	Expendable Op	A_B6450 Utilities	-	-	-	-
83		A_B6500 Repairs & Maintenance	-	-	-	-
84		A_B6550 Rentals & Leases	-	-	-	-
85		A_B6575 Interest Expense	-	-	-	-
86		A_B6600 Claims & Judgements	-	-	-	-
87		A_B6650 Other Expense	-	-	-	-
88		A_B6700 Subcontracts	-	-	-	-
89		A_B6900 Depreciation & Amortization	-	-	-	-
90		A_B7000 Capital Expense	-	-	-	-
91		A_B7200 Discontinued Operations	-	-	-	-
92		A_B7500 Other Non Operating Expenses	-	-	-	-
93		A_B7600 Internal Allocations & Sales	-	-	-	-
94		A_B7700 Funding Tranfers	-	-	-	-
95		Total_Expenses Expenses	-	-	-	-
96		Statement of Activities Net Result	-	-	-	-
97		A_B4000 Tuition & Educational Fees	-	-	-	-
98		A_B4100 Sales of Goods & Services	-	-	-	-
99		A_B4300 Grants & Contracts	-	-	-	-
100		A_43501 Federal Appropriations	-	-	-	-
101		A_B4400 Other Operating Revenue	-	-	-	-
102		A_B5000 Non Operating Revenues	-	-	-	-
103		A_B5100 Appropriations	-	-	-	-
104		A_B5300 Gifts	-	-	-	-
105		A_B5500 Investment Income	-	-	-	-
106		A_B5600 Other Non Operating Revenues	-	-	-	-
107		Total_Revenue Revenue	-	-	-	-
108		A_B6000 Salaries, Wages & Benefits	-	-	-	-
109		A_B6200 Services & Fees	-	-	-	-
110		A_B6300 Travel	-	-	-	-
111	FC_B35 Restr	A_B6400 Supplies	-	-	-	-
112	Expendable Non Op	A_B6450 Utilities	-	-	-	-
113		A_B6500 Repairs & Maintenance	-	-	-	-
114		A_B6550 Rentals & Leases	-	-	-	-
115		A_B6575 Interest Expense	-	-	-	-
116		A_B6600 Claims & Judgements	-	-	-	-
117		A_B6650 Other Expense	-	-	-	-
118		A_B6700 Subcontracts	-	-	-	-
119		A_B6900 Depreciation & Amortization	-	-	-	-
120		A_B7000 Capital Expense	-	-	-	-
121		A_B7200 Discontinued Operations	-	-	-	-
122		A_B7500 Other Non Operating Expenses	-	-	-	-
123		A_B7600 Internal Allocations & Sales	-	-	-	-
124		A_B7700 Funding Tranfers	-	-	-	-
125		Total_Expenses Expenses	-	-	-	-
126		Statement of Activities Net Result	-	-	-	-


	A	B	C	D	E	F
1						
2	O_21002: Office of Institutional Analysis					
3	Board of Trustees Report					
4	O_21002: Office of Institutional Analysis					
5			FY18		FY19	
6	Fund Class - Source	Summary Level Natural Accounts	Budget	Actual through March	Budget	Variance FY18 Budget to FY19 Budget
127		A_B4000 Tuition & Educational Fees	-	-	-	-
128		A_B4100 Sales of Goods & Services	-	-	-	-
129		A_B4300 Grants & Contracts	-	-	-	-
130		A_43501 Federal Appropriations	-	-	-	-
131		A_B4400 Other Operating Revenue	-	-	-	-
132		A_B5000 Non Operating Revenues	-	-	-	-
133		A_B5100 Appropriations	-	-	-	-
134		A_B5300 Gifts	-	-	-	-
135		A_B5500 Investment Income	-	-	-	-
136		A_B5600 Other Non Operating Revenues	-	-	-	-
137		Total_Revenue Revenue	-	-	-	-
138		A_B6000 Salaries, Wages & Benefits	-	-	-	-
139		A_B6200 Services & Fees	-	-	-	-
140		A_B6300 Travel	-	-	-	-
141	FC_B40 Restr	A_B6400 Supplies	-	-	-	-
142	Grants	A_B6450 Utilities	-	-	-	-
143		A_B6500 Repairs & Maintenance	-	-	-	-
144		A_B6550 Rentals & Leases	-	-	-	-
145		A_B6575 Interest Expense	-	-	-	-
146		A_B6600 Claims & Judgements	-	-	-	-
147		A_B6650 Other Expense	-	-	-	-
148		A_B6700 Subcontracts	-	-	-	-
149		A_B6900 Depreciation & Amortization	-	-	-	-
150		A_B7000 Capital Expense	-	-	-	-
151		A_B7200 Discontinued Operations	-	-	-	-
152		A_B7500 Other Non Operating Expenses	-	-	-	-
153		A_B7600 Internal Allocations & Sales	-	-	-	-
154		A_B7700 Funding Tranfers	-	-	-	-
155		Total_Expenses Expenses	-	-	-	-
156		Statement of Activities Net Result	-	-	-	-
157		A_B4000 Tuition & Educational Fees	-	-	-	-
158		A_B4100 Sales of Goods & Services	-	-	-	-
159		A_B4300 Grants & Contracts	-	-	-	-
160		A_43501 Federal Appropriations	-	-	-	-
161		A_B4400 Other Operating Revenue	-	-	-	-
162		A_B5000 Non Operating Revenues	-	-	-	-
163		A_B5100 Appropriations	-	-	-	-
164		A_B5300 Gifts	-	-	-	-
165		A_B5500 Investment Income	-	-	-	-
166		A_B5600 Other Non Operating Revenues	-	-	-	-
167		Total_Revenue Revenue	-	-	-	-
168		A_B6000 Salaries, Wages & Benefits	-	-	-	-
169		A_B6200 Services & Fees	-	-	-	-
170		A_B6300 Travel	-	-	-	-
171	FC_B45 Restr	A_B6400 Supplies	-	-	-	-
172	Govt Funds	A_B6450 Utilities	-	-	-	-
173		A_B6500 Repairs & Maintenance	-	-	-	-
174		A_B6550 Rentals & Leases	-	-	-	-
175		A_B6575 Interest Expense	-	-	-	-
176		A_B6600 Claims & Judgements	-	-	-	-
177		A_B6650 Other Expense	-	-	-	-
178		A_B6700 Subcontracts	-	-	-	-
179		A_B6900 Depreciation & Amortization	-	-	-	-
180		A_B7000 Capital Expense	-	-	-	-
181		A_B7200 Discontinued Operations	-	-	-	-
182		A_B7500 Other Non Operating Expenses	-	-	-	-
183		A_B7600 Internal Allocations & Sales	-	-	-	-
184		A_B7700 Funding Tranfers	-	-	-	-
185		Total_Expenses Expenses	-	-	-	-
186		Statement of Activities Net Result	-	-	-	-


	A	B	C	D	E	F	
1							
2	O_21003: Systems & Institutional Effectiveness						
3	Board of Trustees Report						
4	O_21003: Systems & Institutional Effectiveness						
5			FY18		FY19		
6	Fund Class - Source	Summary Level Natural Accounts	Budget	Actual through March	Budget	Variance FY18 Budget to FY19 Budget	
7	FC_105 Unrestricted Operating Class	A_B4000 Tuition & Educational Fees	-	-	-	-	
8		A_B4100 Sales of Goods & Services	-	-	-	-	
9		A_B4300 Grants & Contracts	-	-	-	-	
10		A_43501 Federal Appropriations	-	-	-	-	
11		A_B4400 Other Operating Revenue	-	-	-	-	
12		A_B5000 Non Operating Revenues	-	-	-	-	
13		A_B5100 Appropriations	-	-	-	-	
14		A_B5300 Gifts	-	-	-	-	
15		A_B5500 Investment Income	-	-	-	-	
16		A_B5600 Other Non Operating Revenues	-	-	-	-	
17			Total Revenue Revenue	-	-	-	-
18			A_B6000 Salaries, Wages & Benefits	-	-	946,824	946,824
19			A_B6200 Services & Fees	-	-	2,000	2,000
20			A_B6300 Travel	-	-	7,000	7,000
21			A_B6400 Supplies	-	-	8,500	8,500
22			A_B6450 Utilities	-	-	-	-
23			A_B6500 Repairs & Maintenance	-	-	-	-
24			A_B6550 Rentals & Leases	-	-	-	-
25			A_B6575 Interest Expense	-	-	-	-
26			A_B6600 Claims & Judgements	-	-	-	-
27			A_B6650 Other Expense	-	-	20,800	20,800
28			A_B6700 Subcontracts	-	-	-	-
29			A_B6900 Depreciation & Amortization	-	-	-	-
30			A_B7000 Capital Expense	-	-	-	-
31			A_B7200 Discontinued Operations	-	-	-	-
32			A_B7500 Other Non Operating Expenses	-	-	-	-
33			A_B7600 Internal Allocations & Sales	-	-	2,520	2,520
34			A_B7700 Funding Tranfers	-	-	-	-
35			Total Expenses Expenses	-	-	987,644	987,644
36			Statement of Activities Net Result	-	-	987,644	987,644
37		FC_B20 Designated Op	A_B4000 Tuition & Educational Fees	-	-	-	-
38			A_B4100 Sales of Goods & Services	-	-	-	-
39			A_B4300 Grants & Contracts	-	-	-	-
40			A_43501 Federal Appropriations	-	-	-	-
41			A_B4400 Other Operating Revenue	-	-	-	-
42			A_B5000 Non Operating Revenues	-	-	-	-
43	A_B5100 Appropriations		-	-	-	-	
44	A_B5300 Gifts		-	-	-	-	
45	A_B5500 Investment Income		-	-	-	-	
46	A_B5600 Other Non Operating Revenues		-	-	-	-	
47			Total Revenue Revenue	-	-	-	-
48			A_B6000 Salaries, Wages & Benefits	-	-	-	-
49			A_B6200 Services & Fees	-	-	-	-
50			A_B6300 Travel	-	-	-	-
51			A_B6400 Supplies	-	-	-	-
52			A_B6450 Utilities	-	-	-	-
53			A_B6500 Repairs & Maintenance	-	-	-	-
54			A_B6550 Rentals & Leases	-	-	-	-
55			A_B6575 Interest Expense	-	-	-	-
56			A_B6600 Claims & Judgements	-	-	-	-
57			A_B6650 Other Expense	-	-	-	-
58			A_B6700 Subcontracts	-	-	-	-
59			A_B6900 Depreciation & Amortization	-	-	-	-
60			A_B7000 Capital Expense	-	-	-	-
61			A_B7200 Discontinued Operations	-	-	-	-
62			A_B7500 Other Non Operating Expenses	-	-	-	-
63			A_B7600 Internal Allocations & Sales	-	-	-	-
64			A_B7700 Funding Tranfers	-	-	-	-
65			Total Expenses Expenses	-	-	-	-
66			Statement of Activities Net Result	-	-	-	-


	A	B	C	D	E	F
1						
2	O_21003: Systems & Institutional Effectiveness					
3	Board of Trustees Report					
4	O_21003: Systems & Institutional Effectiveness					
5			FY18		FY19	
6	Fund Class - Source	Summary Level Natural Accounts	Budget	Actual through March	Budget	Variance FY18 Budget to FY19 Budget
67		A_B4000 Tuition & Educational Fees	-	-	-	-
68		A_B4100 Sales of Goods & Services	-	-	-	-
69		A_B4300 Grants & Contracts	-	-	-	-
70		A_43501 Federal Appropriations	-	-	-	-
71		A_B4400 Other Operating Revenue	-	-	-	-
72		A_B5000 Non Operating Revenues	-	-	-	-
73		A_B5100 Appropriations	-	-	-	-
74		A_B5300 Gifts	-	-	-	-
75		A_B5500 Investment Income	-	-	-	-
76		A_B5600 Other Non Operating Revenues	-	-	-	-
77		Total_Revenue Revenue	-	-	-	-
78		A_B6000 Salaries, Wages & Benefits	-	-	-	-
79		A_B6200 Services & Fees	-	-	-	-
80		A_B6300 Travel	-	-	-	-
81	FC_B30 Restr	A_B6400 Supplies	-	-	-	-
82	Expendable Op	A_B6450 Utilities	-	-	-	-
83		A_B6500 Repairs & Maintenance	-	-	-	-
84		A_B6550 Rentals & Leases	-	-	-	-
85		A_B6575 Interest Expense	-	-	-	-
86		A_B6600 Claims & Judgements	-	-	-	-
87		A_B6650 Other Expense	-	-	-	-
88		A_B6700 Subcontracts	-	-	-	-
89		A_B6900 Depreciation & Amortization	-	-	-	-
90		A_B7000 Capital Expense	-	-	-	-
91		A_B7200 Discontinued Operations	-	-	-	-
92		A_B7500 Other Non Operating Expenses	-	-	-	-
93		A_B7600 Internal Allocations & Sales	-	-	-	-
94		A_B7700 Funding Tranfers	-	-	-	-
95		Total_Expenses Expenses	-	-	-	-
96		Statement of Activities Net Result	-	-	-	-
97		A_B4000 Tuition & Educational Fees	-	-	-	-
98		A_B4100 Sales of Goods & Services	-	-	-	-
99		A_B4300 Grants & Contracts	-	-	-	-
100		A_43501 Federal Appropriations	-	-	-	-
101		A_B4400 Other Operating Revenue	-	-	-	-
102		A_B5000 Non Operating Revenues	-	-	-	-
103		A_B5100 Appropriations	-	-	-	-
104		A_B5300 Gifts	-	-	-	-
105		A_B5500 Investment Income	-	-	-	-
106		A_B5600 Other Non Operating Revenues	-	-	-	-
107		Total_Revenue Revenue	-	-	-	-
108		A_B6000 Salaries, Wages & Benefits	-	-	-	-
109		A_B6200 Services & Fees	-	-	-	-
110		A_B6300 Travel	-	-	-	-
111	FC_B35 Restr	A_B6400 Supplies	-	-	-	-
112	Expendable Non Op	A_B6450 Utilities	-	-	-	-
113		A_B6500 Repairs & Maintenance	-	-	-	-
114		A_B6550 Rentals & Leases	-	-	-	-
115		A_B6575 Interest Expense	-	-	-	-
116		A_B6600 Claims & Judgements	-	-	-	-
117		A_B6650 Other Expense	-	-	-	-
118		A_B6700 Subcontracts	-	-	-	-
119		A_B6900 Depreciation & Amortization	-	-	-	-
120		A_B7000 Capital Expense	-	-	-	-
121		A_B7200 Discontinued Operations	-	-	-	-
122		A_B7500 Other Non Operating Expenses	-	-	-	-
123		A_B7600 Internal Allocations & Sales	-	-	-	-
124		A_B7700 Funding Tranfers	-	-	-	-
125		Total_Expenses Expenses	-	-	-	-
126		Statement of Activities Net Result	-	-	-	-

	A	B	C	D	E	F
1						
2	O_21003: Systems & Institutional Effectiveness					
3	Board of Trustees Report					
4	O_21003: Systems & Institutional Effectiveness					
5			FY18		FY19	
6	Fund Class - Source	Summary Level Natural Accounts	Budget	Actual through March	Budget	Variance FY18 Budget to FY19 Budget
127		A_B4000 Tuition & Educational Fees	-	-	-	-
128		A_B4100 Sales of Goods & Services	-	-	-	-
129		A_B4300 Grants & Contracts	-	-	-	-
130		A_43501 Federal Appropriations	-	-	-	-
131		A_B4400 Other Operating Revenue	-	-	-	-
132		A_B5000 Non Operating Revenues	-	-	-	-
133		A_B5100 Appropriations	-	-	-	-
134		A_B5300 Gifts	-	-	-	-
135		A_B5500 Investment Income	-	-	-	-
136		A_B5600 Other Non Operating Revenues	-	-	-	-
137		Total_Revenue Revenue	-	-	-	-
138		A_B6000 Salaries, Wages & Benefits	-	-	-	-
139		A_B6200 Services & Fees	-	-	-	-
140		A_B6300 Travel	-	-	-	-
141	FC_B40 Restr	A_B6400 Supplies	-	-	-	-
142	Grants	A_B6450 Utilities	-	-	-	-
143		A_B6500 Repairs & Maintenance	-	-	-	-
144		A_B6550 Rentals & Leases	-	-	-	-
145		A_B6575 Interest Expense	-	-	-	-
146		A_B6600 Claims & Judgements	-	-	-	-
147		A_B6650 Other Expense	-	-	-	-
148		A_B6700 Subcontracts	-	-	-	-
149		A_B6900 Depreciation & Amortization	-	-	-	-
150		A_B7000 Capital Expense	-	-	-	-
151		A_B7200 Discontinued Operations	-	-	-	-
152		A_B7500 Other Non Operating Expenses	-	-	-	-
153		A_B7600 Internal Allocations & Sales	-	-	-	-
154		A_B7700 Funding Tranfers	-	-	-	-
155		Total_Expenses Expenses	-	-	-	-
156		Statement of Activities Net Result	-	-	-	-
157		A_B4000 Tuition & Educational Fees	-	-	-	-
158		A_B4100 Sales of Goods & Services	-	-	-	-
159		A_B4300 Grants & Contracts	-	-	-	-
160		A_43501 Federal Appropriations	-	-	-	-
161		A_B4400 Other Operating Revenue	-	-	-	-
162		A_B5000 Non Operating Revenues	-	-	-	-
163		A_B5100 Appropriations	-	-	-	-
164		A_B5300 Gifts	-	-	-	-
165		A_B5500 Investment Income	-	-	-	-
166		A_B5600 Other Non Operating Revenues	-	-	-	-
167		Total_Revenue Revenue	-	-	-	-
168		A_B6000 Salaries, Wages & Benefits	-	-	-	-
169		A_B6200 Services & Fees	-	-	-	-
170		A_B6300 Travel	-	-	-	-
171	FC_B45 Restr	A_B6400 Supplies	-	-	-	-
172	Govt Funds	A_B6450 Utilities	-	-	-	-
173		A_B6500 Repairs & Maintenance	-	-	-	-
174		A_B6550 Rentals & Leases	-	-	-	-
175		A_B6575 Interest Expense	-	-	-	-
176		A_B6600 Claims & Judgements	-	-	-	-
177		A_B6650 Other Expense	-	-	-	-
178		A_B6700 Subcontracts	-	-	-	-
179		A_B6900 Depreciation & Amortization	-	-	-	-
180		A_B7000 Capital Expense	-	-	-	-
181		A_B7200 Discontinued Operations	-	-	-	-
182		A_B7500 Other Non Operating Expenses	-	-	-	-
183		A_B7600 Internal Allocations & Sales	-	-	-	-
184		A_B7700 Funding Tranfers	-	-	-	-
185		Total_Expenses Expenses	-	-	-	-
186		Statement of Activities Net Result	-	-	-	-


	A	B	C	D	E	F	
1							
2	O_C2200: AVP of Fiscal Administration Subdivision						
3	Board of Trustees Report						
4	O_C2200: AVP of Fiscal Administration Subdivision						
5			FY18		FY19		
6	Fund Class - Source	Summary Level Natural Accounts	Budget	Actual through March	Budget	Variance FY18 Budget to FY19 Budget	
7	FC_105 Unrestricted Operating Class	A_B4000 Tuition & Educational Fees	(58,903,796)	-	-	58,903,796	
8		A_B4100 Sales of Goods & Services	-	-	-	-	
9		A_B4300 Grants & Contracts	-	(257,493)	(475,000)	(475,000)	
10		A_43501 Federal Appropriations	-	-	-	-	
11		A_B4400 Other Operating Revenue	(13,589,107)	(251,246)	(750,000)	12,839,107	
12		A_B5000 Non Operating Revenues	-	-	-	-	
13		A_B5100 Appropriations	(170,393,597)	(171,462,577)	-	170,393,597	
14		A_B5300 Gifts	-	-	-	-	
15		A_B5500 Investment Income	(530,668)	-	-	530,668	
16		A_B5600 Other Non Operating Revenues	-	-	-	-	
17			Total_Revenue Revenue	(243,417,168)	(171,971,316)	(1,225,000)	242,192,168
18			A_B6000 Salaries, Wages & Benefits	3,857,865	5,671,371	4,468,637	610,773
19			A_B6200 Services & Fees	512,573	54,696	127,446	(385,127)
20			A_B6300 Travel	10,800	3,836	24,996	14,196
21			A_B6400 Supplies	267,964	186,231	347,571	79,607
22			A_B6450 Utilities	-	-	-	-
23			A_B6500 Repairs & Maintenance	3,250	291	3,250	-
24			A_B6550 Rentals & Leases	-	-	-	-
25			A_B6575 Interest Expense	-	-	-	-
26			A_B6600 Claims & Judgements	-	-	-	-
27			A_B6650 Other Expense	28,095	24,337	100,175	72,080
28			A_B6700 Subcontracts	-	-	-	-
29			A_B6900 Depreciation & Amortization	-	-	-	-
30			A_B7000 Capital Expense	-	-	-	-
31			A_B7200 Discontinued Operations	-	-	-	-
32			A_B7500 Other Non Operating Expenses	5,472,503	(8,071)	-	(5,472,503)
33			A_B7600 Internal Allocations & Sales	(1,277,888)	1,085,524	71,085	1,348,973
34			A_B7700 Funding Tranfers	(577,298)	-	(164,350)	412,948
35			Total_Expenses Expenses	8,297,864	7,018,214	4,978,810	(3,319,054)
36			Statement of Activities Net Result	(235,119,304)	(164,953,101)	3,753,810	238,873,114
37		FC_B20 Designated Op	A_B4000 Tuition & Educational Fees	-	474	-	-
38			A_B4100 Sales of Goods & Services	-	-	-	-
39			A_B4300 Grants & Contracts	-	(208)	-	-
40			A_43501 Federal Appropriations	-	-	-	-
41			A_B4400 Other Operating Revenue	-	-	-	-
42			A_B5000 Non Operating Revenues	-	-	-	-
43	A_B5100 Appropriations		-	-	-	-	
44	A_B5300 Gifts		-	-	-	-	
45	A_B5500 Investment Income		-	-	-	-	
46	A_B5600 Other Non Operating Revenues		-	-	-	-	
47			Total_Revenue Revenue	-	266	-	-
48			A_B6000 Salaries, Wages & Benefits	-	446,041	-	-
49			A_B6200 Services & Fees	-	9	100,000	100,000
50			A_B6300 Travel	-	-	-	-
51			A_B6400 Supplies	-	815	-	-
52			A_B6450 Utilities	-	-	-	-
53			A_B6500 Repairs & Maintenance	-	-	-	-
54			A_B6550 Rentals & Leases	-	-	-	-
55			A_B6575 Interest Expense	-	-	-	-
56			A_B6600 Claims & Judgements	-	-	-	-
57			A_B6650 Other Expense	-	683	-	-
58			A_B6700 Subcontracts	-	-	-	-
59			A_B6900 Depreciation & Amortization	-	-	-	-
60			A_B7000 Capital Expense	-	-	-	-
61			A_B7200 Discontinued Operations	-	-	-	-
62			A_B7500 Other Non Operating Expenses	6,000	-	-	(6,000)
63			A_B7600 Internal Allocations & Sales	-	1,007	-	-
64			A_B7700 Funding Tranfers	-	-	(100,000)	(100,000)
65			Total_Expenses Expenses	6,000	448,555	-	(6,000)
66			Statement of Activities Net Result	6,000	448,821	-	(6,000)

	A	B	C	D	E	F
1						
2	O_C2200: AVP of Fiscal Administration Subdivision					
3	Board of Trustees Report					
4	O_C2200: AVP of Fiscal Administration Subdivision					
5			FY18		FY19	
6	Fund Class - Source	Summary Level Natural Accounts	Budget	Actual through March	Budget	Variance FY18 Budget to FY19 Budget
67		A_B4000 Tuition & Educational Fees	-	-	-	-
68		A_B4100 Sales of Goods & Services	-	-	-	-
69		A_B4300 Grants & Contracts	-	-	-	-
70		A_43501 Federal Appropriations	-	-	-	-
71		A_B4400 Other Operating Revenue	-	-	-	-
72		A_B5000 Non Operating Revenues	-	-	-	-
73		A_B5100 Appropriations	-	-	-	-
74		A_B5300 Gifts	-	-	-	-
75		A_B5500 Investment Income	-	-	-	-
76		A_B5600 Other Non Operating Revenues	-	-	-	-
77		Total_Revenue Revenue	-	-	-	-
78		A_B6000 Salaries, Wages & Benefits	-	-	-	-
79		A_B6200 Services & Fees	-	-	-	-
80		A_B6300 Travel	-	-	-	-
81	FC_B30 Restr	A_B6400 Supplies	-	-	-	-
82	Expendable Op	A_B6450 Utilities	-	-	-	-
83		A_B6500 Repairs & Maintenance	-	-	-	-
84		A_B6550 Rentals & Leases	-	-	-	-
85		A_B6575 Interest Expense	-	-	-	-
86		A_B6600 Claims & Judgements	-	-	-	-
87		A_B6650 Other Expense	-	-	-	-
88		A_B6700 Subcontracts	-	-	-	-
89		A_B6900 Depreciation & Amortization	-	-	-	-
90		A_B7000 Capital Expense	-	-	-	-
91		A_B7200 Discontinued Operations	-	-	-	-
92		A_B7500 Other Non Operating Expenses	-	-	-	-
93		A_B7600 Internal Allocations & Sales	-	-	-	-
94		A_B7700 Funding Tranfers	-	-	-	-
95		Total_Expenses Expenses	-	-	-	-
96		Statement of Activities Net Result	-	-	-	-
97		A_B4000 Tuition & Educational Fees	-	-	-	-
98		A_B4100 Sales of Goods & Services	-	-	-	-
99		A_B4300 Grants & Contracts	-	-	-	-
100		A_43501 Federal Appropriations	-	-	-	-
101		A_B4400 Other Operating Revenue	-	(1,457)	(3,100)	(3,100)
102		A_B5000 Non Operating Revenues	-	-	-	-
103		A_B5100 Appropriations	-	-	-	-
104		A_B5300 Gifts	-	-	2,472	2,472
105		A_B5500 Investment Income	-	-	-	-
106		A_B5600 Other Non Operating Revenues	-	(64,429)	(105,372)	(105,372)
107		Total_Revenue Revenue	-	(65,886)	(106,000)	(106,000)
108		A_B6000 Salaries, Wages & Benefits	-	-	-	-
109		A_B6200 Services & Fees	-	-	-	-
110		A_B6300 Travel	-	-	-	-
111	FC_B35 Restr	A_B6400 Supplies	-	-	-	-
112	Expendable Non Op	A_B6450 Utilities	-	-	-	-
113		A_B6500 Repairs & Maintenance	-	-	-	-
114		A_B6550 Rentals & Leases	-	-	-	-
115		A_B6575 Interest Expense	-	-	-	-
116		A_B6600 Claims & Judgements	-	-	-	-
117		A_B6650 Other Expense	-	-	-	-
118		A_B6700 Subcontracts	-	-	-	-
119		A_B6900 Depreciation & Amortization	-	-	-	-
120		A_B7000 Capital Expense	-	-	-	-
121		A_B7200 Discontinued Operations	-	-	-	-
122		A_B7500 Other Non Operating Expenses	-	70,697	106,000	106,000
123		A_B7600 Internal Allocations & Sales	-	(10,000,000)	-	-
124		A_B7700 Funding Tranfers	-	-	-	-
125		Total_Expenses Expenses	-	(9,929,303)	106,000	106,000
126		Statement of Activities Net Result	-	(9,995,189)	-	-

	A	B	C	D	E	F
1						
2	O_C2200: AVP of Fiscal Administration Subdivision					
3	Board of Trustees Report					
4	O_C2200: AVP of Fiscal Administration Subdivision					
5			FY18		FY19	
6	Fund Class - Source	Summary Level Natural Accounts	Budget	Actual through March	Budget	Variance FY18 Budget to FY19 Budget
127		A_B4000 Tuition & Educational Fees	-	-	-	-
128		A_B4100 Sales of Goods & Services	-	-	-	-
129		A_B4300 Grants & Contracts	-	8,505	-	-
130		A_43501 Federal Appropriations	-	-	-	-
131		A_B4400 Other Operating Revenue	-	-	-	-
132		A_B5000 Non Operating Revenues	-	-	-	-
133		A_B5100 Appropriations	-	-	-	-
134		A_B5300 Gifts	-	-	-	-
135		A_B5500 Investment Income	-	-	-	-
136		A_B5600 Other Non Operating Revenues	-	-	-	-
137		Total Revenue Revenue	-	8,505	-	-
138		A_B6000 Salaries, Wages & Benefits	-	-	-	-
139		A_B6200 Services & Fees	-	-	-	-
140		A_B6300 Travel	-	-	-	-
141	FC_B40 Restr	A_B6400 Supplies	-	-	-	-
142	Grants	A_B6450 Utilities	-	-	-	-
143		A_B6500 Repairs & Maintenance	-	-	-	-
144		A_B6550 Rentals & Leases	-	-	-	-
145		A_B6575 Interest Expense	-	-	-	-
146		A_B6600 Claims & Judgements	-	-	-	-
147		A_B6650 Other Expense	-	-	-	-
148		A_B6700 Subcontracts	-	-	-	-
149		A_B6900 Depreciation & Amortization	-	-	-	-
150		A_B7000 Capital Expense	-	-	-	-
151		A_B7200 Discontinued Operations	-	-	-	-
152		A_B7500 Other Non Operating Expenses	-	-	-	-
153		A_B7600 Internal Allocations & Sales	-	-	-	-
154		A_B7700 Funding Tranfers	-	-	-	-
155		Total Expenses Expenses	-	-	-	-
156		Statement of Activities Net Result	-	8,505	-	-
157		A_B4000 Tuition & Educational Fees	-	-	-	-
158		A_B4100 Sales of Goods & Services	-	-	-	-
159		A_B4300 Grants & Contracts	-	-	-	-
160		A_43501 Federal Appropriations	-	-	-	-
161		A_B4400 Other Operating Revenue	-	(163,199)	(217,600)	(217,600)
162		A_B5000 Non Operating Revenues	-	-	-	-
163		A_B5100 Appropriations	-	-	-	-
164		A_B5300 Gifts	-	-	(3,275,700)	(3,275,700)
165		A_B5500 Investment Income	-	-	-	-
166		A_B5600 Other Non Operating Revenues	-	(1,572)	(3,000)	(3,000)
167		Total Revenue Revenue	-	(164,771)	(3,496,300)	(3,496,300)
168		A_B6000 Salaries, Wages & Benefits	-	-	-	-
169		A_B6200 Services & Fees	-	-	-	-
170		A_B6300 Travel	-	-	-	-
171	FC_B45 Restr	A_B6400 Supplies	-	-	-	-
172	Govt Funds	A_B6450 Utilities	-	-	-	-
173		A_B6500 Repairs & Maintenance	-	-	-	-
174		A_B6550 Rentals & Leases	-	-	-	-
175		A_B6575 Interest Expense	-	-	-	-
176		A_B6600 Claims & Judgements	-	-	-	-
177		A_B6650 Other Expense	-	-	-	-
178		A_B6700 Subcontracts	-	-	-	-
179		A_B6900 Depreciation & Amortization	-	-	-	-
180		A_B7000 Capital Expense	-	-	-	-
181		A_B7200 Discontinued Operations	-	-	-	-
182		A_B7500 Other Non Operating Expenses	-	3,302,223	3,496,300	3,496,300
183		A_B7600 Internal Allocations & Sales	-	-	-	-
184		A_B7700 Funding Tranfers	-	-	-	-
185		Total Expenses Expenses	-	3,302,223	3,496,300	3,496,300
186		Statement of Activities Net Result	-	3,137,452	-	-


	A	B	C	D	E	F	
1							
2	O_22001: AVP of Fiscal Administration						
3	Board of Trustees Report						
4	O_22001: AVP of Fiscal Administration						
5			FY18		FY19		
6	Fund Class - Source	Summary Level Natural Accounts	Budget	Actual through March	Budget	Variance FY18 Budget to FY19 Budget	
7	FC_105 Unrestricted Operating Class	A_B4000 Tuition & Educational Fees	-	-	-	-	
8		A_B4100 Sales of Goods & Services	-	-	-	-	
9		A_B4300 Grants & Contracts	-	-	-	-	
10		A_43501 Federal Appropriations	-	-	-	-	
11		A_B4400 Other Operating Revenue	(13,365,000)	(25)	-	13,365,000	
12		A_B5000 Non Operating Revenues	-	-	-	-	
13		A_B5100 Appropriations	-	-	-	-	
14		A_B5300 Gifts	-	-	-	-	
15		A_B5500 Investment Income	-	-	-	-	
16		A_B5600 Other Non Operating Revenues	-	-	-	-	
17		Total_Revenue Revenue	(13,365,000)	(25)	-	13,365,000	
18		A_B6000 Salaries, Wages & Benefits	348,226	196,721	560,192	211,966	
19		A_B6200 Services & Fees	452,200	13,000	73,000	(379,200)	
20		A_B6300 Travel	2,000	286	2,000	-	
21		A_B6400 Supplies	12,706	7,996	12,706	-	
22		A_B6450 Utilities	-	-	-	-	
23		A_B6500 Repairs & Maintenance	2,300	229	2,300	-	
24		A_B6550 Rentals & Leases	-	-	-	-	
25		A_B6575 Interest Expense	-	-	-	-	
26		A_B6600 Claims & Judgements	-	-	-	-	
27		A_B6650 Other Expense	3,325	4,984	3,325	-	
28		A_B6700 Subcontracts	-	-	-	-	
29		A_B6900 Depreciation & Amortization	-	-	-	-	
30		A_B7000 Capital Expense	-	-	-	-	
31		A_B7200 Discontinued Operations	-	-	-	-	
32		A_B7500 Other Non Operating Expenses	5,472,503	-	-	(5,472,503)	
33		A_B7600 Internal Allocations & Sales	(1,277,888)	1,044,729	12,200	1,290,088	
34		A_B7700 Funding Tranfers	(390,000)	-	-	390,000	
35		Total_Expenses Expenses	4,625,372	1,267,946	665,723	(3,959,649)	
36		Statement of Activities Net Result	(8,739,628)	1,267,921	665,723	9,405,351	
37		FC_B20 Designated Op	A_B4000 Tuition & Educational Fees	-	-	-	-
38			A_B4100 Sales of Goods & Services	-	-	-	-
39			A_B4300 Grants & Contracts	-	-	-	-
40			A_43501 Federal Appropriations	-	-	-	-
41			A_B4400 Other Operating Revenue	-	-	-	-
42			A_B5000 Non Operating Revenues	-	-	-	-
43	A_B5100 Appropriations		-	-	-	-	
44	A_B5300 Gifts		-	-	-	-	
45	A_B5500 Investment Income		-	-	-	-	
46	A_B5600 Other Non Operating Revenues		-	-	-	-	
47	Total_Revenue Revenue		-	-	-	-	
48	A_B6000 Salaries, Wages & Benefits		-	129,204	-	-	
49	A_B6200 Services & Fees		-	-	100,000	100,000	
50	A_B6300 Travel		-	-	-	-	
51	A_B6400 Supplies		-	-	-	-	
52	A_B6450 Utilities		-	-	-	-	
53	A_B6500 Repairs & Maintenance		-	-	-	-	
54	A_B6550 Rentals & Leases		-	-	-	-	
55	A_B6575 Interest Expense		-	-	-	-	
56	A_B6600 Claims & Judgements		-	-	-	-	
57	A_B6650 Other Expense		-	-	-	-	
58	A_B6700 Subcontracts		-	-	-	-	
59	A_B6900 Depreciation & Amortization		-	-	-	-	
60	A_B7000 Capital Expense		-	-	-	-	
61	A_B7200 Discontinued Operations		-	-	-	-	
62	A_B7500 Other Non Operating Expenses		-	-	-	-	
63	A_B7600 Internal Allocations & Sales		-	-	-	-	
64	A_B7700 Funding Tranfers		-	-	(100,000)	(100,000)	
65	Total_Expenses Expenses		-	129,204	-	-	
66	Statement of Activities Net Result		-	129,204	-	-	


	A	B	C	D	E	F
1						
2	O_22001: AVP of Fiscal Administration					
3	Board of Trustees Report					
4	O_22001: AVP of Fiscal Administration					
5			FY18		FY19	
6	Fund Class - Source	Summary Level Natural Accounts	Budget	Actual through March	Budget	Variance FY18 Budget to FY19 Budget
67		A_B4000 Tuition & Educational Fees	-	-	-	-
68		A_B4100 Sales of Goods & Services	-	-	-	-
69		A_B4300 Grants & Contracts	-	-	-	-
70		A_43501 Federal Appropriations	-	-	-	-
71		A_B4400 Other Operating Revenue	-	-	-	-
72		A_B5000 Non Operating Revenues	-	-	-	-
73		A_B5100 Appropriations	-	-	-	-
74		A_B5300 Gifts	-	-	-	-
75		A_B5500 Investment Income	-	-	-	-
76		A_B5600 Other Non Operating Revenues	-	-	-	-
77		Total_Revenue Revenue	-	-	-	-
78		A_B6000 Salaries, Wages & Benefits	-	-	-	-
79		A_B6200 Services & Fees	-	-	-	-
80		A_B6300 Travel	-	-	-	-
81	FC_B30 Restr	A_B6400 Supplies	-	-	-	-
82	Expendable Op	A_B6450 Utilities	-	-	-	-
83		A_B6500 Repairs & Maintenance	-	-	-	-
84		A_B6550 Rentals & Leases	-	-	-	-
85		A_B6575 Interest Expense	-	-	-	-
86		A_B6600 Claims & Judgements	-	-	-	-
87		A_B6650 Other Expense	-	-	-	-
88		A_B6700 Subcontracts	-	-	-	-
89		A_B6900 Depreciation & Amortization	-	-	-	-
90		A_B7000 Capital Expense	-	-	-	-
91		A_B7200 Discontinued Operations	-	-	-	-
92		A_B7500 Other Non Operating Expenses	-	-	-	-
93		A_B7600 Internal Allocations & Sales	-	-	-	-
94		A_B7700 Funding Tranfers	-	-	-	-
95		Total_Expenses Expenses	-	-	-	-
96		Statement of Activities Net Result	-	-	-	-
97		A_B4000 Tuition & Educational Fees	-	-	-	-
98		A_B4100 Sales of Goods & Services	-	-	-	-
99		A_B4300 Grants & Contracts	-	-	-	-
100		A_43501 Federal Appropriations	-	-	-	-
101		A_B4400 Other Operating Revenue	-	-	-	-
102		A_B5000 Non Operating Revenues	-	-	-	-
103		A_B5100 Appropriations	-	-	-	-
104		A_B5300 Gifts	-	-	-	-
105		A_B5500 Investment Income	-	-	-	-
106		A_B5600 Other Non Operating Revenues	-	-	-	-
107		Total_Revenue Revenue	-	-	-	-
108		A_B6000 Salaries, Wages & Benefits	-	-	-	-
109		A_B6200 Services & Fees	-	-	-	-
110		A_B6300 Travel	-	-	-	-
111	FC_B35 Restr	A_B6400 Supplies	-	-	-	-
112	Expendable Non Op	A_B6450 Utilities	-	-	-	-
113		A_B6500 Repairs & Maintenance	-	-	-	-
114		A_B6550 Rentals & Leases	-	-	-	-
115		A_B6575 Interest Expense	-	-	-	-
116		A_B6600 Claims & Judgements	-	-	-	-
117		A_B6650 Other Expense	-	-	-	-
118		A_B6700 Subcontracts	-	-	-	-
119		A_B6900 Depreciation & Amortization	-	-	-	-
120		A_B7000 Capital Expense	-	-	-	-
121		A_B7200 Discontinued Operations	-	-	-	-
122		A_B7500 Other Non Operating Expenses	-	-	-	-
123		A_B7600 Internal Allocations & Sales	-	(10,000,000)	-	-
124		A_B7700 Funding Tranfers	-	-	-	-
125		Total_Expenses Expenses	-	(10,000,000)	-	-
126		Statement of Activities Net Result	-	(10,000,000)	-	-

	A	B	C	D	E	F
1						
2	O_22001: AVP of Fiscal Administration					
3	Board of Trustees Report					
4	O_22001: AVP of Fiscal Administration					
5			FY18		FY19	
6	Fund Class - Source	Summary Level Natural Accounts	Budget	Actual through March	Budget	Variance FY18 Budget to FY19 Budget
127		A_B4000 Tuition & Educational Fees	-	-	-	-
128		A_B4100 Sales of Goods & Services	-	-	-	-
129		A_B4300 Grants & Contracts	-	-	-	-
130		A_43501 Federal Appropriations	-	-	-	-
131		A_B4400 Other Operating Revenue	-	-	-	-
132		A_B5000 Non Operating Revenues	-	-	-	-
133		A_B5100 Appropriations	-	-	-	-
134		A_B5300 Gifts	-	-	-	-
135		A_B5500 Investment Income	-	-	-	-
136		A_B5600 Other Non Operating Revenues	-	-	-	-
137		Total_Revenue Revenue	-	-	-	-
138		A_B6000 Salaries, Wages & Benefits	-	-	-	-
139		A_B6200 Services & Fees	-	-	-	-
140		A_B6300 Travel	-	-	-	-
141	FC_B40 Restr	A_B6400 Supplies	-	-	-	-
142	Grants	A_B6450 Utilities	-	-	-	-
143		A_B6500 Repairs & Maintenance	-	-	-	-
144		A_B6550 Rentals & Leases	-	-	-	-
145		A_B6575 Interest Expense	-	-	-	-
146		A_B6600 Claims & Judgements	-	-	-	-
147		A_B6650 Other Expense	-	-	-	-
148		A_B6700 Subcontracts	-	-	-	-
149		A_B6900 Depreciation & Amortization	-	-	-	-
150		A_B7000 Capital Expense	-	-	-	-
151		A_B7200 Discontinued Operations	-	-	-	-
152		A_B7500 Other Non Operating Expenses	-	-	-	-
153		A_B7600 Internal Allocations & Sales	-	-	-	-
154		A_B7700 Funding Tranfers	-	-	-	-
155		Total_Expenses Expenses	-	-	-	-
156		Statement of Activities Net Result	-	-	-	-
157		A_B4000 Tuition & Educational Fees	-	-	-	-
158		A_B4100 Sales of Goods & Services	-	-	-	-
159		A_B4300 Grants & Contracts	-	-	-	-
160		A_43501 Federal Appropriations	-	-	-	-
161		A_B4400 Other Operating Revenue	-	-	-	-
162		A_B5000 Non Operating Revenues	-	-	-	-
163		A_B5100 Appropriations	-	-	-	-
164		A_B5300 Gifts	-	-	-	-
165		A_B5500 Investment Income	-	-	-	-
166		A_B5600 Other Non Operating Revenues	-	-	-	-
167		Total_Revenue Revenue	-	-	-	-
168		A_B6000 Salaries, Wages & Benefits	-	-	-	-
169		A_B6200 Services & Fees	-	-	-	-
170		A_B6300 Travel	-	-	-	-
171	FC_B45 Restr	A_B6400 Supplies	-	-	-	-
172	Govt Funds	A_B6450 Utilities	-	-	-	-
173		A_B6500 Repairs & Maintenance	-	-	-	-
174		A_B6550 Rentals & Leases	-	-	-	-
175		A_B6575 Interest Expense	-	-	-	-
176		A_B6600 Claims & Judgements	-	-	-	-
177		A_B6650 Other Expense	-	-	-	-
178		A_B6700 Subcontracts	-	-	-	-
179		A_B6900 Depreciation & Amortization	-	-	-	-
180		A_B7000 Capital Expense	-	-	-	-
181		A_B7200 Discontinued Operations	-	-	-	-
182		A_B7500 Other Non Operating Expenses	-	-	-	-
183		A_B7600 Internal Allocations & Sales	-	-	-	-
184		A_B7700 Funding Tranfers	-	-	-	-
185		Total_Expenses Expenses	-	-	-	-
186		Statement of Activities Net Result	-	-	-	-

	A	B	C	D	E	F	
1							
2	O_22101: Controller						
3	Board of Trustees Report						
4	O_22101: Controller						
5			FY18		FY19		
6	Fund Class - Source	Summary Level Natural Accounts	Budget	Actual through March	Budget	Variance FY18 Budget to FY19 Budget	
7	FC_105 Unrestricted Operating Class	A_B4000 Tuition & Educational Fees	-	-	-	-	
8		A_B4100 Sales of Goods & Services	-	-	-	-	
9		A_B4300 Grants & Contracts	-	-	-	-	
10		A_43501 Federal Appropriations	-	-	-	-	
11		A_B4400 Other Operating Revenue	-	-	-	-	
12		A_B5000 Non Operating Revenues	-	-	-	-	
13		A_B5100 Appropriations	-	-	-	-	
14		A_B5300 Gifts	-	-	-	-	
15		A_B5500 Investment Income	-	-	-	-	
16		A_B5600 Other Non Operating Revenues	-	-	-	-	
17			Total Revenue Revenue	-	-	-	-
18			A_B6000 Salaries, Wages & Benefits	-	-	-	-
19			A_B6200 Services & Fees	-	-	-	-
20			A_B6300 Travel	-	-	-	-
21			A_B6400 Supplies	-	-	-	-
22			A_B6450 Utilities	-	-	-	-
23			A_B6500 Repairs & Maintenance	-	-	-	-
24			A_B6550 Rentals & Leases	-	-	-	-
25			A_B6575 Interest Expense	-	-	-	-
26			A_B6600 Claims & Judgements	-	-	-	-
27			A_B6650 Other Expense	-	-	-	-
28			A_B6700 Subcontracts	-	-	-	-
29			A_B6900 Depreciation & Amortization	-	-	-	-
30			A_B7000 Capital Expense	-	-	-	-
31			A_B7200 Discontinued Operations	-	-	-	-
32			A_B7500 Other Non Operating Expenses	-	-	-	-
33			A_B7600 Internal Allocations & Sales	-	-	-	-
34			A_B7700 Funding Tranfers	-	-	-	-
35			Total Expenses Expenses	-	-	-	-
36			Statement of Activities Net Result	-	-	-	-
37		FC_B20 Designated Op	A_B4000 Tuition & Educational Fees	-	-	-	-
38			A_B4100 Sales of Goods & Services	-	-	-	-
39			A_B4300 Grants & Contracts	-	-	-	-
40			A_43501 Federal Appropriations	-	-	-	-
41			A_B4400 Other Operating Revenue	-	-	-	-
42			A_B5000 Non Operating Revenues	-	-	-	-
43	A_B5100 Appropriations		-	-	-	-	
44	A_B5300 Gifts		-	-	-	-	
45	A_B5500 Investment Income		-	-	-	-	
46	A_B5600 Other Non Operating Revenues		-	-	-	-	
47			Total Revenue Revenue	-	-	-	-
48			A_B6000 Salaries, Wages & Benefits	-	-	-	-
49			A_B6200 Services & Fees	-	-	-	-
50			A_B6300 Travel	-	-	-	-
51			A_B6400 Supplies	-	-	-	-
52			A_B6450 Utilities	-	-	-	-
53			A_B6500 Repairs & Maintenance	-	-	-	-
54			A_B6550 Rentals & Leases	-	-	-	-
55			A_B6575 Interest Expense	-	-	-	-
56			A_B6600 Claims & Judgements	-	-	-	-
57			A_B6650 Other Expense	-	-	-	-
58			A_B6700 Subcontracts	-	-	-	-
59			A_B6900 Depreciation & Amortization	-	-	-	-
60			A_B7000 Capital Expense	-	-	-	-
61			A_B7200 Discontinued Operations	-	-	-	-
62			A_B7500 Other Non Operating Expenses	-	-	-	-
63			A_B7600 Internal Allocations & Sales	-	-	-	-
64			A_B7700 Funding Tranfers	-	-	-	-
65			Total Expenses Expenses	-	-	-	-
66			Statement of Activities Net Result	-	-	-	-


	A	B	C	D	E	F
1						
2	O_22101: Controller					
3	Board of Trustees Report					
4	O_22101: Controller					
5			FY18		FY19	
6	Fund Class - Source	Summary Level Natural Accounts	Budget	Actual through March	Budget	Variance FY18 Budget to FY19 Budget
67		A_B4000 Tuition & Educational Fees	-	-	-	-
68		A_B4100 Sales of Goods & Services	-	-	-	-
69		A_B4300 Grants & Contracts	-	-	-	-
70		A_43501 Federal Appropriations	-	-	-	-
71		A_B4400 Other Operating Revenue	-	-	-	-
72		A_B5000 Non Operating Revenues	-	-	-	-
73		A_B5100 Appropriations	-	-	-	-
74		A_B5300 Gifts	-	-	-	-
75		A_B5500 Investment Income	-	-	-	-
76		A_B5600 Other Non Operating Revenues	-	-	-	-
77		Total_Revenue Revenue	-	-	-	-
78		A_B6000 Salaries, Wages & Benefits	-	-	-	-
79		A_B6200 Services & Fees	-	-	-	-
80		A_B6300 Travel	-	-	-	-
81	FC_B30 Restr	A_B6400 Supplies	-	-	-	-
82	Expendable Op	A_B6450 Utilities	-	-	-	-
83		A_B6500 Repairs & Maintenance	-	-	-	-
84		A_B6550 Rentals & Leases	-	-	-	-
85		A_B6575 Interest Expense	-	-	-	-
86		A_B6600 Claims & Judgements	-	-	-	-
87		A_B6650 Other Expense	-	-	-	-
88		A_B6700 Subcontracts	-	-	-	-
89		A_B6900 Depreciation & Amortization	-	-	-	-
90		A_B7000 Capital Expense	-	-	-	-
91		A_B7200 Discontinued Operations	-	-	-	-
92		A_B7500 Other Non Operating Expenses	-	-	-	-
93		A_B7600 Internal Allocations & Sales	-	-	-	-
94		A_B7700 Funding Tranfers	-	-	-	-
95		Total_Expenses Expenses	-	-	-	-
96		Statement of Activities Net Result	-	-	-	-
97		A_B4000 Tuition & Educational Fees	-	-	-	-
98		A_B4100 Sales of Goods & Services	-	-	-	-
99		A_B4300 Grants & Contracts	-	-	-	-
100		A_43501 Federal Appropriations	-	-	-	-
101		A_B4400 Other Operating Revenue	-	-	-	-
102		A_B5000 Non Operating Revenues	-	-	-	-
103		A_B5100 Appropriations	-	-	-	-
104		A_B5300 Gifts	-	-	-	-
105		A_B5500 Investment Income	-	-	-	-
106		A_B5600 Other Non Operating Revenues	-	-	-	-
107		Total_Revenue Revenue	-	-	-	-
108		A_B6000 Salaries, Wages & Benefits	-	-	-	-
109		A_B6200 Services & Fees	-	-	-	-
110		A_B6300 Travel	-	-	-	-
111	FC_B35 Restr	A_B6400 Supplies	-	-	-	-
112	Expendable	A_B6450 Utilities	-	-	-	-
113	Non Op	A_B6500 Repairs & Maintenance	-	-	-	-
114		A_B6550 Rentals & Leases	-	-	-	-
115		A_B6575 Interest Expense	-	-	-	-
116		A_B6600 Claims & Judgements	-	-	-	-
117		A_B6650 Other Expense	-	-	-	-
118		A_B6700 Subcontracts	-	-	-	-
119		A_B6900 Depreciation & Amortization	-	-	-	-
120		A_B7000 Capital Expense	-	-	-	-
121		A_B7200 Discontinued Operations	-	-	-	-
122		A_B7500 Other Non Operating Expenses	-	-	-	-
123		A_B7600 Internal Allocations & Sales	-	-	-	-
124		A_B7700 Funding Tranfers	-	-	-	-
125		Total_Expenses Expenses	-	-	-	-
126		Statement of Activities Net Result	-	-	-	-


	A	B	C	D	E	F
1						
2	O_22101: Controller					
3	Board of Trustees Report					
4	O_22101: Controller					
5			FY18		FY19	
6	Fund Class - Source	Summary Level Natural Accounts	Budget	Actual through March	Budget	Variance FY18 Budget to FY19 Budget
127		A_B4000 Tuition & Educational Fees	-	-	-	-
128		A_B4100 Sales of Goods & Services	-	-	-	-
129		A_B4300 Grants & Contracts	-	-	-	-
130		A_43501 Federal Appropriations	-	-	-	-
131		A_B4400 Other Operating Revenue	-	-	-	-
132		A_B5000 Non Operating Revenues	-	-	-	-
133		A_B5100 Appropriations	-	-	-	-
134		A_B5300 Gifts	-	-	-	-
135		A_B5500 Investment Income	-	-	-	-
136		A_B5600 Other Non Operating Revenues	-	-	-	-
137		Total_Revenue Revenue	-	-	-	-
138		A_B6000 Salaries, Wages & Benefits	-	-	-	-
139		A_B6200 Services & Fees	-	-	-	-
140		A_B6300 Travel	-	-	-	-
141	FC_B40 Restr	A_B6400 Supplies	-	-	-	-
142	Grants	A_B6450 Utilities	-	-	-	-
143		A_B6500 Repairs & Maintenance	-	-	-	-
144		A_B6550 Rentals & Leases	-	-	-	-
145		A_B6575 Interest Expense	-	-	-	-
146		A_B6600 Claims & Judgements	-	-	-	-
147		A_B6650 Other Expense	-	-	-	-
148		A_B6700 Subcontracts	-	-	-	-
149		A_B6900 Depreciation & Amortization	-	-	-	-
150		A_B7000 Capital Expense	-	-	-	-
151		A_B7200 Discontinued Operations	-	-	-	-
152		A_B7500 Other Non Operating Expenses	-	-	-	-
153		A_B7600 Internal Allocations & Sales	-	-	-	-
154		A_B7700 Funding Tranfers	-	-	-	-
155		Total_Expenses Expenses	-	-	-	-
156		Statement of Activities Net Result	-	-	-	-
157		A_B4000 Tuition & Educational Fees	-	-	-	-
158		A_B4100 Sales of Goods & Services	-	-	-	-
159		A_B4300 Grants & Contracts	-	-	-	-
160		A_43501 Federal Appropriations	-	-	-	-
161		A_B4400 Other Operating Revenue	-	-	-	-
162		A_B5000 Non Operating Revenues	-	-	-	-
163		A_B5100 Appropriations	-	-	-	-
164		A_B5300 Gifts	-	-	-	-
165		A_B5500 Investment Income	-	-	-	-
166		A_B5600 Other Non Operating Revenues	-	-	-	-
167		Total_Revenue Revenue	-	-	-	-
168		A_B6000 Salaries, Wages & Benefits	-	-	-	-
169		A_B6200 Services & Fees	-	-	-	-
170		A_B6300 Travel	-	-	-	-
171	FC_B45 Restr	A_B6400 Supplies	-	-	-	-
172	Govt Funds	A_B6450 Utilities	-	-	-	-
173		A_B6500 Repairs & Maintenance	-	-	-	-
174		A_B6550 Rentals & Leases	-	-	-	-
175		A_B6575 Interest Expense	-	-	-	-
176		A_B6600 Claims & Judgements	-	-	-	-
177		A_B6650 Other Expense	-	-	-	-
178		A_B6700 Subcontracts	-	-	-	-
179		A_B6900 Depreciation & Amortization	-	-	-	-
180		A_B7000 Capital Expense	-	-	-	-
181		A_B7200 Discontinued Operations	-	-	-	-
182		A_B7500 Other Non Operating Expenses	-	-	-	-
183		A_B7600 Internal Allocations & Sales	-	-	-	-
184		A_B7700 Funding Tranfers	-	-	-	-
185		Total_Expenses Expenses	-	-	-	-
186		Statement of Activities Net Result	-	-	-	-


	A	B	C	D	E	F	
1							
2	O_22102: Accounting Office						
3	Board of Trustees Report						
4	O_22102: Accounting Office						
5			FY18		FY19		
6	Fund Class - Source	Summary Level Natural Accounts	Budget	Actual through March	Budget	Variance FY18 Budget to FY19 Budget	
7	FC_105 Unrestricted Operating Class	A_B4000 Tuition & Educational Fees	(58,903,796)	-	-	58,903,796	
8		A_B4100 Sales of Goods & Services	-	-	-	-	
9		A_B4300 Grants & Contracts	-	-	-	-	
10		A_43501 Federal Appropriations	-	-	-	-	
11		A_B4400 Other Operating Revenue	-	-	-	-	
12		A_B5000 Non Operating Revenues	-	-	-	-	
13		A_B5100 Appropriations	(170,393,597)	(171,462,577)	-	170,393,597	
14		A_B5300 Gifts	-	-	-	-	
15		A_B5500 Investment Income	(530,668)	-	-	530,668	
16		A_B5600 Other Non Operating Revenues	-	-	-	-	
17			Total_Revenue Revenue	(229,828,061)	(171,462,577)	-	229,828,061
18			A_B6000 Salaries, Wages & Benefits	883,678	562,633	884,545	867
19			A_B6200 Services & Fees	16,400	5,191	5,000	(11,400)
20			A_B6300 Travel	1,400	-	3,000	1,600
21			A_B6400 Supplies	30,579	4,171	4,400	(26,179)
22			A_B6450 Utilities	-	-	-	-
23			A_B6500 Repairs & Maintenance	-	-	-	-
24			A_B6550 Rentals & Leases	-	-	-	-
25			A_B6575 Interest Expense	-	-	-	-
26			A_B6600 Claims & Judgements	-	-	-	-
27			A_B6650 Other Expense	1,400	7,397	7,900	6,500
28			A_B6700 Subcontracts	-	-	-	-
29			A_B6900 Depreciation & Amortization	-	-	-	-
30			A_B7000 Capital Expense	-	-	-	-
31			A_B7200 Discontinued Operations	-	-	-	-
32			A_B7500 Other Non Operating Expenses	-	-	-	-
33			A_B7600 Internal Allocations & Sales	-	12,784	18,684	18,684
34			A_B7700 Funding Tranfers	-	-	-	-
35			Total_Expenses Expenses	933,457	592,176	923,529	(9,928)
36			Statement of Activities Net Result	(228,894,604)	(170,870,401)	923,529	229,818,133
37		FC_B20 Designated Op	A_B4000 Tuition & Educational Fees	-	474	-	-
38			A_B4100 Sales of Goods & Services	-	-	-	-
39			A_B4300 Grants & Contracts	-	-	-	-
40			A_43501 Federal Appropriations	-	-	-	-
41			A_B4400 Other Operating Revenue	-	-	-	-
42			A_B5000 Non Operating Revenues	-	-	-	-
43	A_B5100 Appropriations		-	-	-	-	
44	A_B5300 Gifts		-	-	-	-	
45	A_B5500 Investment Income		-	-	-	-	
46	A_B5600 Other Non Operating Revenues		-	-	-	-	
47			Total_Revenue Revenue	-	474	-	-
48			A_B6000 Salaries, Wages & Benefits	-	1,520	-	-
49			A_B6200 Services & Fees	-	-	-	-
50			A_B6300 Travel	-	-	-	-
51			A_B6400 Supplies	-	-	-	-
52			A_B6450 Utilities	-	-	-	-
53			A_B6500 Repairs & Maintenance	-	-	-	-
54			A_B6550 Rentals & Leases	-	-	-	-
55			A_B6575 Interest Expense	-	-	-	-
56			A_B6600 Claims & Judgements	-	-	-	-
57			A_B6650 Other Expense	-	-	-	-
58			A_B6700 Subcontracts	-	-	-	-
59			A_B6900 Depreciation & Amortization	-	-	-	-
60			A_B7000 Capital Expense	-	-	-	-
61			A_B7200 Discontinued Operations	-	-	-	-
62			A_B7500 Other Non Operating Expenses	6,000	-	-	(6,000)
63			A_B7600 Internal Allocations & Sales	-	1,007	-	-
64			A_B7700 Funding Tranfers	-	-	-	-
65			Total_Expenses Expenses	6,000	2,527	-	(6,000)
66			Statement of Activities Net Result	6,000	3,001	-	(6,000)


	A	B	C	D	E	F
1						
2	O_22102: Accounting Office					
3	Board of Trustees Report					
4	O_22102: Accounting Office					
5			FY18		FY19	
6	Fund Class - Source	Summary Level Natural Accounts	Budget	Actual through March	Budget	Variance FY18 Budget to FY19 Budget
67		A_B4000 Tuition & Educational Fees	-	-	-	-
68		A_B4100 Sales of Goods & Services	-	-	-	-
69		A_B4300 Grants & Contracts	-	-	-	-
70		A_43501 Federal Appropriations	-	-	-	-
71		A_B4400 Other Operating Revenue	-	-	-	-
72		A_B5000 Non Operating Revenues	-	-	-	-
73		A_B5100 Appropriations	-	-	-	-
74		A_B5300 Gifts	-	-	-	-
75		A_B5500 Investment Income	-	-	-	-
76		A_B5600 Other Non Operating Revenues	-	-	-	-
77		Total_Revenue Revenue	-	-	-	-
78		A_B6000 Salaries, Wages & Benefits	-	-	-	-
79		A_B6200 Services & Fees	-	-	-	-
80		A_B6300 Travel	-	-	-	-
81	FC_B30 Restr	A_B6400 Supplies	-	-	-	-
82	Expendable Op	A_B6450 Utilities	-	-	-	-
83		A_B6500 Repairs & Maintenance	-	-	-	-
84		A_B6550 Rentals & Leases	-	-	-	-
85		A_B6575 Interest Expense	-	-	-	-
86		A_B6600 Claims & Judgements	-	-	-	-
87		A_B6650 Other Expense	-	-	-	-
88		A_B6700 Subcontracts	-	-	-	-
89		A_B6900 Depreciation & Amortization	-	-	-	-
90		A_B7000 Capital Expense	-	-	-	-
91		A_B7200 Discontinued Operations	-	-	-	-
92		A_B7500 Other Non Operating Expenses	-	-	-	-
93		A_B7600 Internal Allocations & Sales	-	-	-	-
94		A_B7700 Funding Tranfers	-	-	-	-
95		Total_Expenses Expenses	-	-	-	-
96		Statement of Activities Net Result	-	-	-	-
97		A_B4000 Tuition & Educational Fees	-	-	-	-
98		A_B4100 Sales of Goods & Services	-	-	-	-
99		A_B4300 Grants & Contracts	-	-	-	-
100		A_43501 Federal Appropriations	-	-	-	-
101		A_B4400 Other Operating Revenue	-	-	-	-
102		A_B5000 Non Operating Revenues	-	-	-	-
103		A_B5100 Appropriations	-	-	-	-
104		A_B5300 Gifts	-	-	-	-
105		A_B5500 Investment Income	-	-	-	-
106		A_B5600 Other Non Operating Revenues	-	-	-	-
107		Total_Revenue Revenue	-	-	-	-
108		A_B6000 Salaries, Wages & Benefits	-	-	-	-
109		A_B6200 Services & Fees	-	-	-	-
110		A_B6300 Travel	-	-	-	-
111	FC_B35 Restr	A_B6400 Supplies	-	-	-	-
112	Expendable Non Op	A_B6450 Utilities	-	-	-	-
113		A_B6500 Repairs & Maintenance	-	-	-	-
114		A_B6550 Rentals & Leases	-	-	-	-
115		A_B6575 Interest Expense	-	-	-	-
116		A_B6600 Claims & Judgements	-	-	-	-
117		A_B6650 Other Expense	-	-	-	-
118		A_B6700 Subcontracts	-	-	-	-
119		A_B6900 Depreciation & Amortization	-	-	-	-
120		A_B7000 Capital Expense	-	-	-	-
121		A_B7200 Discontinued Operations	-	-	-	-
122		A_B7500 Other Non Operating Expenses	-	-	-	-
123		A_B7600 Internal Allocations & Sales	-	-	-	-
124		A_B7700 Funding Tranfers	-	-	-	-
125		Total_Expenses Expenses	-	-	-	-
126		Statement of Activities Net Result	-	-	-	-


	A	B	C	D	E	F
1						
2	O_22102: Accounting Office					
3	Board of Trustees Report					
4	O_22102: Accounting Office					
5			FY18		FY19	
6	Fund Class - Source	Summary Level Natural Accounts	Budget	Actual through March	Budget	Variance FY18 Budget to FY19 Budget
127		A_B4000 Tuition & Educational Fees	-	-	-	-
128		A_B4100 Sales of Goods & Services	-	-	-	-
129		A_B4300 Grants & Contracts	-	-	-	-
130		A_43501 Federal Appropriations	-	-	-	-
131		A_B4400 Other Operating Revenue	-	-	-	-
132		A_B5000 Non Operating Revenues	-	-	-	-
133		A_B5100 Appropriations	-	-	-	-
134		A_B5300 Gifts	-	-	-	-
135		A_B5500 Investment Income	-	-	-	-
136		A_B5600 Other Non Operating Revenues	-	-	-	-
137		Total_Revenue Revenue	-	-	-	-
138		A_B6000 Salaries, Wages & Benefits	-	-	-	-
139		A_B6200 Services & Fees	-	-	-	-
140		A_B6300 Travel	-	-	-	-
141	FC_B40 Restr	A_B6400 Supplies	-	-	-	-
142	Grants	A_B6450 Utilities	-	-	-	-
143		A_B6500 Repairs & Maintenance	-	-	-	-
144		A_B6550 Rentals & Leases	-	-	-	-
145		A_B6575 Interest Expense	-	-	-	-
146		A_B6600 Claims & Judgements	-	-	-	-
147		A_B6650 Other Expense	-	-	-	-
148		A_B6700 Subcontracts	-	-	-	-
149		A_B6900 Depreciation & Amortization	-	-	-	-
150		A_B7000 Capital Expense	-	-	-	-
151		A_B7200 Discontinued Operations	-	-	-	-
152		A_B7500 Other Non Operating Expenses	-	-	-	-
153		A_B7600 Internal Allocations & Sales	-	-	-	-
154		A_B7700 Funding Tranfers	-	-	-	-
155		Total_Expenses Expenses	-	-	-	-
156		Statement of Activities Net Result	-	-	-	-
157		A_B4000 Tuition & Educational Fees	-	-	-	-
158		A_B4100 Sales of Goods & Services	-	-	-	-
159		A_B4300 Grants & Contracts	-	-	-	-
160		A_43501 Federal Appropriations	-	-	-	-
161		A_B4400 Other Operating Revenue	-	-	-	-
162		A_B5000 Non Operating Revenues	-	-	-	-
163		A_B5100 Appropriations	-	-	-	-
164		A_B5300 Gifts	-	-	-	-
165		A_B5500 Investment Income	-	-	-	-
166		A_B5600 Other Non Operating Revenues	-	-	-	-
167		Total_Revenue Revenue	-	-	-	-
168		A_B6000 Salaries, Wages & Benefits	-	-	-	-
169		A_B6200 Services & Fees	-	-	-	-
170		A_B6300 Travel	-	-	-	-
171	FC_B45 Restr	A_B6400 Supplies	-	-	-	-
172	Govt Funds	A_B6450 Utilities	-	-	-	-
173		A_B6500 Repairs & Maintenance	-	-	-	-
174		A_B6550 Rentals & Leases	-	-	-	-
175		A_B6575 Interest Expense	-	-	-	-
176		A_B6600 Claims & Judgements	-	-	-	-
177		A_B6650 Other Expense	-	-	-	-
178		A_B6700 Subcontracts	-	-	-	-
179		A_B6900 Depreciation & Amortization	-	-	-	-
180		A_B7000 Capital Expense	-	-	-	-
181		A_B7200 Discontinued Operations	-	-	-	-
182		A_B7500 Other Non Operating Expenses	-	-	-	-
183		A_B7600 Internal Allocations & Sales	-	-	-	-
184		A_B7700 Funding Tranfers	-	-	-	-
185		Total_Expenses Expenses	-	-	-	-
186		Statement of Activities Net Result	-	-	-	-

	A	B	C	D	E	F	
1							
2	O_70004: Office of Sponsored Programs						
3	Board of Trustees Report						
4	O_70004: Office of Sponsored Programs						
5				FY18	FY19		
6	Fund Class - Source	Summary Level Natural Accounts	Budget	Actual through March	Budget	Variance FY18 Budget to FY19 Budget	
7	FC_105 Unrestricted Operating Class	A_B4000 Tuition & Educational Fees	-	-	-	-	
8		A_B4100 Sales of Goods & Services	-	-	-	-	
9		A_B4300 Grants & Contracts	-	(257,493)	(475,000)	(475,000)	
10		A_43501 Federal Appropriations	-	-	-	-	
11		A_B4400 Other Operating Revenue	-	-	-	-	
12		A_B5000 Non Operating Revenues	-	-	-	-	
13		A_B5100 Appropriations	-	-	-	-	
14		A_B5300 Gifts	-	-	-	-	
15		A_B5500 Investment Income	-	-	-	-	
16		A_B5600 Other Non Operating Revenues	-	-	-	-	
17			Total_Revenue Revenue	-	(257,493)	(475,000)	(475,000)
18			A_B6000 Salaries, Wages & Benefits	485,685	367,881	829,705	344,020
19			A_B6200 Services & Fees	6,041	-	-	(6,041)
20			A_B6300 Travel	-	966	5,000	5,000
21			A_B6400 Supplies	-	794	112,000	112,000
22			A_B6450 Utilities	-	-	-	-
23			A_B6500 Repairs & Maintenance	-	62	-	-
24			A_B6550 Rentals & Leases	-	-	-	-
25			A_B6575 Interest Expense	-	-	-	-
26			A_B6600 Claims & Judgements	-	-	-	-
27			A_B6650 Other Expense	-	591	60,500	60,500
28			A_B6700 Subcontracts	-	-	-	-
29			A_B6900 Depreciation & Amortization	-	-	-	-
30			A_B7000 Capital Expense	-	-	-	-
31			A_B7200 Discontinued Operations	-	-	-	-
32			A_B7500 Other Non Operating Expenses	-	(8,071)	-	-
33			A_B7600 Internal Allocations & Sales	-	5,009	8,500	8,500
34			A_B7700 Funding Tranfers	-	-	(160,000)	(160,000)
35			Total_Expenses Expenses	491,726	367,231	855,705	363,979
36			Statement of Activities Net Result	491,726	109,738	380,705	(111,021)
37		FC_B20 Designated Op	A_B4000 Tuition & Educational Fees	-	-	-	-
38			A_B4100 Sales of Goods & Services	-	-	-	-
39			A_B4300 Grants & Contracts	-	(208)	-	-
40			A_43501 Federal Appropriations	-	-	-	-
41			A_B4400 Other Operating Revenue	-	-	-	-
42			A_B5000 Non Operating Revenues	-	-	-	-
43	A_B5100 Appropriations		-	-	-	-	
44	A_B5300 Gifts		-	-	-	-	
45	A_B5500 Investment Income		-	-	-	-	
46	A_B5600 Other Non Operating Revenues		-	-	-	-	
47			Total_Revenue Revenue	-	(208)	-	-
48			A_B6000 Salaries, Wages & Benefits	-	315,317	-	-
49			A_B6200 Services & Fees	-	9	-	-
50			A_B6300 Travel	-	-	-	-
51			A_B6400 Supplies	-	815	-	-
52			A_B6450 Utilities	-	-	-	-
53			A_B6500 Repairs & Maintenance	-	-	-	-
54			A_B6550 Rentals & Leases	-	-	-	-
55			A_B6575 Interest Expense	-	-	-	-
56			A_B6600 Claims & Judgements	-	-	-	-
57			A_B6650 Other Expense	-	683	-	-
58			A_B6700 Subcontracts	-	-	-	-
59			A_B6900 Depreciation & Amortization	-	-	-	-
60			A_B7000 Capital Expense	-	-	-	-
61			A_B7200 Discontinued Operations	-	-	-	-
62			A_B7500 Other Non Operating Expenses	-	-	-	-
63			A_B7600 Internal Allocations & Sales	-	-	-	-
64			A_B7700 Funding Tranfers	-	-	-	-
65			Total_Expenses Expenses	-	316,824	-	-
66			Statement of Activities Net Result	-	316,616	-	-

	A	B	C	D	E	F
1						
2	O_70004: Office of Sponsored Programs					
3	Board of Trustees Report					
4	O_70004: Office of Sponsored Programs					
5			FY18		FY19	
6	Fund Class - Source	Summary Level Natural Accounts	Budget	Actual through March	Budget	Variance FY18 Budget to FY19 Budget
67		A_B4000 Tuition & Educational Fees	-	-	-	-
68		A_B4100 Sales of Goods & Services	-	-	-	-
69		A_B4300 Grants & Contracts	-	-	-	-
70		A_43501 Federal Appropriations	-	-	-	-
71		A_B4400 Other Operating Revenue	-	-	-	-
72		A_B5000 Non Operating Revenues	-	-	-	-
73		A_B5100 Appropriations	-	-	-	-
74		A_B5300 Gifts	-	-	-	-
75		A_B5500 Investment Income	-	-	-	-
76		A_B5600 Other Non Operating Revenues	-	-	-	-
77		Total_Revenue Revenue	-	-	-	-
78		A_B6000 Salaries, Wages & Benefits	-	-	-	-
79		A_B6200 Services & Fees	-	-	-	-
80		A_B6300 Travel	-	-	-	-
81	FC_B30 Restr	A_B6400 Supplies	-	-	-	-
82	Expendable Op	A_B6450 Utilities	-	-	-	-
83		A_B6500 Repairs & Maintenance	-	-	-	-
84		A_B6550 Rentals & Leases	-	-	-	-
85		A_B6575 Interest Expense	-	-	-	-
86		A_B6600 Claims & Judgements	-	-	-	-
87		A_B6650 Other Expense	-	-	-	-
88		A_B6700 Subcontracts	-	-	-	-
89		A_B6900 Depreciation & Amortization	-	-	-	-
90		A_B7000 Capital Expense	-	-	-	-
91		A_B7200 Discontinued Operations	-	-	-	-
92		A_B7500 Other Non Operating Expenses	-	-	-	-
93		A_B7600 Internal Allocations & Sales	-	-	-	-
94		A_B7700 Funding Tranfers	-	-	-	-
95		Total_Expenses Expenses	-	-	-	-
96		Statement of Activities Net Result	-	-	-	-
97		A_B4000 Tuition & Educational Fees	-	-	-	-
98		A_B4100 Sales of Goods & Services	-	-	-	-
99		A_B4300 Grants & Contracts	-	-	-	-
100		A_43501 Federal Appropriations	-	-	-	-
101		A_B4400 Other Operating Revenue	-	-	-	-
102		A_B5000 Non Operating Revenues	-	-	-	-
103		A_B5100 Appropriations	-	-	-	-
104		A_B5300 Gifts	-	-	-	-
105		A_B5500 Investment Income	-	-	-	-
106		A_B5600 Other Non Operating Revenues	-	-	-	-
107		Total_Revenue Revenue	-	-	-	-
108		A_B6000 Salaries, Wages & Benefits	-	-	-	-
109		A_B6200 Services & Fees	-	-	-	-
110		A_B6300 Travel	-	-	-	-
111	FC_B35 Restr	A_B6400 Supplies	-	-	-	-
112	Expendable Non Op	A_B6450 Utilities	-	-	-	-
113		A_B6500 Repairs & Maintenance	-	-	-	-
114		A_B6550 Rentals & Leases	-	-	-	-
115		A_B6575 Interest Expense	-	-	-	-
116		A_B6600 Claims & Judgements	-	-	-	-
117		A_B6650 Other Expense	-	-	-	-
118		A_B6700 Subcontracts	-	-	-	-
119		A_B6900 Depreciation & Amortization	-	-	-	-
120		A_B7000 Capital Expense	-	-	-	-
121		A_B7200 Discontinued Operations	-	-	-	-
122		A_B7500 Other Non Operating Expenses	-	-	-	-
123		A_B7600 Internal Allocations & Sales	-	-	-	-
124		A_B7700 Funding Tranfers	-	-	-	-
125		Total_Expenses Expenses	-	-	-	-
126		Statement of Activities Net Result	-	-	-	-

	A	B	C	D	E	F
1						
2	O_70004: Office of Sponsored Programs					
3	Board of Trustees Report					
4	O_70004: Office of Sponsored Programs					
5			FY18		FY19	
6	Fund Class - Source	Summary Level Natural Accounts	Budget	Actual through March	Budget	Variance FY18 Budget to FY19 Budget
127		A_B4000 Tuition & Educational Fees	-	-	-	-
128		A_B4100 Sales of Goods & Services	-	-	-	-
129		A_B4300 Grants & Contracts	-	8,505	-	-
130		A_43501 Federal Appropriations	-	-	-	-
131		A_B4400 Other Operating Revenue	-	-	-	-
132		A_B5000 Non Operating Revenues	-	-	-	-
133		A_B5100 Appropriations	-	-	-	-
134		A_B5300 Gifts	-	-	-	-
135		A_B5500 Investment Income	-	-	-	-
136		A_B5600 Other Non Operating Revenues	-	-	-	-
137		Total_Revenue Revenue	-	8,505	-	-
138		A_B6000 Salaries, Wages & Benefits	-	-	-	-
139		A_B6200 Services & Fees	-	-	-	-
140		A_B6300 Travel	-	-	-	-
141	FC_B40 Restr	A_B6400 Supplies	-	-	-	-
142	Grants	A_B6450 Utilities	-	-	-	-
143		A_B6500 Repairs & Maintenance	-	-	-	-
144		A_B6550 Rentals & Leases	-	-	-	-
145		A_B6575 Interest Expense	-	-	-	-
146		A_B6600 Claims & Judgements	-	-	-	-
147		A_B6650 Other Expense	-	-	-	-
148		A_B6700 Subcontracts	-	-	-	-
149		A_B6900 Depreciation & Amortization	-	-	-	-
150		A_B7000 Capital Expense	-	-	-	-
151		A_B7200 Discontinued Operations	-	-	-	-
152		A_B7500 Other Non Operating Expenses	-	-	-	-
153		A_B7600 Internal Allocations & Sales	-	-	-	-
154		A_B7700 Funding Tranfers	-	-	-	-
155		Total_Expenses Expenses	-	-	-	-
156		Statement of Activities Net Result	-	8,505	-	-
157		A_B4000 Tuition & Educational Fees	-	-	-	-
158		A_B4100 Sales of Goods & Services	-	-	-	-
159		A_B4300 Grants & Contracts	-	-	-	-
160		A_43501 Federal Appropriations	-	-	-	-
161		A_B4400 Other Operating Revenue	-	-	-	-
162		A_B5000 Non Operating Revenues	-	-	-	-
163		A_B5100 Appropriations	-	-	-	-
164		A_B5300 Gifts	-	-	-	-
165		A_B5500 Investment Income	-	-	-	-
166		A_B5600 Other Non Operating Revenues	-	-	-	-
167		Total_Revenue Revenue	-	-	-	-
168		A_B6000 Salaries, Wages & Benefits	-	-	-	-
169		A_B6200 Services & Fees	-	-	-	-
170		A_B6300 Travel	-	-	-	-
171	FC_B45 Restr	A_B6400 Supplies	-	-	-	-
172	Govt Funds	A_B6450 Utilities	-	-	-	-
173		A_B6500 Repairs & Maintenance	-	-	-	-
174		A_B6550 Rentals & Leases	-	-	-	-
175		A_B6575 Interest Expense	-	-	-	-
176		A_B6600 Claims & Judgements	-	-	-	-
177		A_B6650 Other Expense	-	-	-	-
178		A_B6700 Subcontracts	-	-	-	-
179		A_B6900 Depreciation & Amortization	-	-	-	-
180		A_B7000 Capital Expense	-	-	-	-
181		A_B7200 Discontinued Operations	-	-	-	-
182		A_B7500 Other Non Operating Expenses	-	-	-	-
183		A_B7600 Internal Allocations & Sales	-	-	-	-
184		A_B7700 Funding Tranfers	-	-	-	-
185		Total_Expenses Expenses	-	-	-	-
186		Statement of Activities Net Result	-	-	-	-


	A	B	C	D	E	F	
1							
2	O_22111: Financial Services Business Office						
3	Board of Trustees Report						
4	O_22111: Financial Services Business Office						
5			FY18		FY19		
6	Fund Class - Source	Summary Level Natural Accounts	Budget	Actual through March	Budget	Variance FY18 Budget to FY19 Budget	
7	FC_105 Unrestricted Operating Class	A_B4000 Tuition & Educational Fees	-	-	-	-	
8		A_B4100 Sales of Goods & Services	-	-	-	-	
9		A_B4300 Grants & Contracts	-	-	-	-	
10		A_43501 Federal Appropriations	-	-	-	-	
11		A_B4400 Other Operating Revenue	(224,107)	(245,447)	(400,000)	(175,893)	
12		A_B5000 Non Operating Revenues	-	-	-	-	
13		A_B5100 Appropriations	-	-	-	-	
14		A_B5300 Gifts	-	-	-	-	
15		A_B5500 Investment Income	-	-	-	-	
16		A_B5600 Other Non Operating Revenues	-	-	-	-	
17			Total_Revenue Revenue	(224,107)	(245,447)	(400,000)	(175,893)
18			A_B6000 Salaries, Wages & Benefits	982,092	684,564	978,274	(3,818)
19			A_B6200 Services & Fees	24,377	30,412	45,000	20,623
20			A_B6300 Travel	6,000	2,384	6,000	-
21			A_B6400 Supplies	206,472	163,178	204,100	(2,372)
22			A_B6450 Utilities	-	-	-	-
23			A_B6500 Repairs & Maintenance	950	-	950	-
24			A_B6550 Rentals & Leases	-	-	-	-
25			A_B6575 Interest Expense	-	-	-	-
26			A_B6600 Claims & Judgements	-	-	-	-
27			A_B6650 Other Expense	19,350	10,475	19,450	100
28			A_B6700 Subcontracts	-	-	-	-
29			A_B6900 Depreciation & Amortization	-	-	-	-
30			A_B7000 Capital Expense	-	-	-	-
31			A_B7200 Discontinued Operations	-	-	-	-
32			A_B7500 Other Non Operating Expenses	-	-	-	-
33			A_B7600 Internal Allocations & Sales	-	12,119	14,300	14,300
34			A_B7700 Funding Tranfers	(182,298)	-	-	182,298
35			Total_Expenses Expenses	1,056,944	903,132	1,268,074	211,130
36			Statement of Activities Net Result	832,837	657,685	868,074	35,237
37		FC_B20 Designated Op	A_B4000 Tuition & Educational Fees	-	-	-	-
38			A_B4100 Sales of Goods & Services	-	-	-	-
39			A_B4300 Grants & Contracts	-	-	-	-
40			A_43501 Federal Appropriations	-	-	-	-
41			A_B4400 Other Operating Revenue	-	-	-	-
42			A_B5000 Non Operating Revenues	-	-	-	-
43	A_B5100 Appropriations		-	-	-	-	
44	A_B5300 Gifts		-	-	-	-	
45	A_B5500 Investment Income		-	-	-	-	
46	A_B5600 Other Non Operating Revenues		-	-	-	-	
47			Total_Revenue Revenue	-	-	-	-
48			A_B6000 Salaries, Wages & Benefits	-	-	-	-
49			A_B6200 Services & Fees	-	-	-	-
50			A_B6300 Travel	-	-	-	-
51			A_B6400 Supplies	-	-	-	-
52			A_B6450 Utilities	-	-	-	-
53			A_B6500 Repairs & Maintenance	-	-	-	-
54			A_B6550 Rentals & Leases	-	-	-	-
55			A_B6575 Interest Expense	-	-	-	-
56			A_B6600 Claims & Judgements	-	-	-	-
57			A_B6650 Other Expense	-	-	-	-
58			A_B6700 Subcontracts	-	-	-	-
59			A_B6900 Depreciation & Amortization	-	-	-	-
60			A_B7000 Capital Expense	-	-	-	-
61			A_B7200 Discontinued Operations	-	-	-	-
62			A_B7500 Other Non Operating Expenses	-	-	-	-
63			A_B7600 Internal Allocations & Sales	-	-	-	-
64			A_B7700 Funding Tranfers	-	-	-	-
65			Total_Expenses Expenses	-	-	-	-
66			Statement of Activities Net Result	-	-	-	-


	A	B	C	D	E	F
1						
2	O_22111: Financial Services Business Office					
3	Board of Trustees Report					
4	O_22111: Financial Services Business Office					
5			FY18		FY19	
6	Fund Class - Source	Summary Level Natural Accounts	Budget	Actual through March	Budget	Variance FY18 Budget to FY19 Budget
67		A_B4000 Tuition & Educational Fees	-	-	-	-
68		A_B4100 Sales of Goods & Services	-	-	-	-
69		A_B4300 Grants & Contracts	-	-	-	-
70		A_43501 Federal Appropriations	-	-	-	-
71		A_B4400 Other Operating Revenue	-	-	-	-
72		A_B5000 Non Operating Revenues	-	-	-	-
73		A_B5100 Appropriations	-	-	-	-
74		A_B5300 Gifts	-	-	-	-
75		A_B5500 Investment Income	-	-	-	-
76		A_B5600 Other Non Operating Revenues	-	-	-	-
77		Total_Revenue Revenue	-	-	-	-
78		A_B6000 Salaries, Wages & Benefits	-	-	-	-
79		A_B6200 Services & Fees	-	-	-	-
80		A_B6300 Travel	-	-	-	-
81	FC_B30 Restr	A_B6400 Supplies	-	-	-	-
82	Expendable Op	A_B6450 Utilities	-	-	-	-
83		A_B6500 Repairs & Maintenance	-	-	-	-
84		A_B6550 Rentals & Leases	-	-	-	-
85		A_B6575 Interest Expense	-	-	-	-
86		A_B6600 Claims & Judgements	-	-	-	-
87		A_B6650 Other Expense	-	-	-	-
88		A_B6700 Subcontracts	-	-	-	-
89		A_B6900 Depreciation & Amortization	-	-	-	-
90		A_B7000 Capital Expense	-	-	-	-
91		A_B7200 Discontinued Operations	-	-	-	-
92		A_B7500 Other Non Operating Expenses	-	-	-	-
93		A_B7600 Internal Allocations & Sales	-	-	-	-
94		A_B7700 Funding Tranfers	-	-	-	-
95		Total_Expenses Expenses	-	-	-	-
96		Statement of Activities Net Result	-	-	-	-
97		A_B4000 Tuition & Educational Fees	-	-	-	-
98		A_B4100 Sales of Goods & Services	-	-	-	-
99		A_B4300 Grants & Contracts	-	-	-	-
100		A_43501 Federal Appropriations	-	-	-	-
101		A_B4400 Other Operating Revenue	-	(1,457)	(3,100)	(3,100)
102		A_B5000 Non Operating Revenues	-	-	-	-
103		A_B5100 Appropriations	-	-	-	-
104		A_B5300 Gifts	-	-	2,472	2,472
105		A_B5500 Investment Income	-	-	-	-
106		A_B5600 Other Non Operating Revenues	-	(64,429)	(105,372)	(105,372)
107		Total_Revenue Revenue	-	(65,886)	(106,000)	(106,000)
108		A_B6000 Salaries, Wages & Benefits	-	-	-	-
109		A_B6200 Services & Fees	-	-	-	-
110		A_B6300 Travel	-	-	-	-
111	FC_B35 Restr	A_B6400 Supplies	-	-	-	-
112	Expendable Non Op	A_B6450 Utilities	-	-	-	-
113		A_B6500 Repairs & Maintenance	-	-	-	-
114		A_B6550 Rentals & Leases	-	-	-	-
115		A_B6575 Interest Expense	-	-	-	-
116		A_B6600 Claims & Judgements	-	-	-	-
117		A_B6650 Other Expense	-	-	-	-
118		A_B6700 Subcontracts	-	-	-	-
119		A_B6900 Depreciation & Amortization	-	-	-	-
120		A_B7000 Capital Expense	-	-	-	-
121		A_B7200 Discontinued Operations	-	-	-	-
122		A_B7500 Other Non Operating Expenses	-	70,697	106,000	106,000
123		A_B7600 Internal Allocations & Sales	-	-	-	-
124		A_B7700 Funding Tranfers	-	-	-	-
125		Total_Expenses Expenses	-	70,697	106,000	106,000
126		Statement of Activities Net Result	-	4,811	-	-

	A	B	C	D	E	F
1						
2	O_22111: Financial Services Business Office					
3	Board of Trustees Report					
4	O_22111: Financial Services Business Office					
5			FY18		FY19	
6	Fund Class - Source	Summary Level Natural Accounts	Budget	Actual through March	Budget	Variance FY18 Budget to FY19 Budget
127		A_B4000 Tuition & Educational Fees	-	-	-	-
128		A_B4100 Sales of Goods & Services	-	-	-	-
129		A_B4300 Grants & Contracts	-	-	-	-
130		A_43501 Federal Appropriations	-	-	-	-
131		A_B4400 Other Operating Revenue	-	-	-	-
132		A_B5000 Non Operating Revenues	-	-	-	-
133		A_B5100 Appropriations	-	-	-	-
134		A_B5300 Gifts	-	-	-	-
135		A_B5500 Investment Income	-	-	-	-
136		A_B5600 Other Non Operating Revenues	-	-	-	-
137		Total_Revenue Revenue	-	-	-	-
138		A_B6000 Salaries, Wages & Benefits	-	-	-	-
139		A_B6200 Services & Fees	-	-	-	-
140		A_B6300 Travel	-	-	-	-
141	FC_B40 Restr	A_B6400 Supplies	-	-	-	-
142	Grants	A_B6450 Utilities	-	-	-	-
143		A_B6500 Repairs & Maintenance	-	-	-	-
144		A_B6550 Rentals & Leases	-	-	-	-
145		A_B6575 Interest Expense	-	-	-	-
146		A_B6600 Claims & Judgements	-	-	-	-
147		A_B6650 Other Expense	-	-	-	-
148		A_B6700 Subcontracts	-	-	-	-
149		A_B6900 Depreciation & Amortization	-	-	-	-
150		A_B7000 Capital Expense	-	-	-	-
151		A_B7200 Discontinued Operations	-	-	-	-
152		A_B7500 Other Non Operating Expenses	-	-	-	-
153		A_B7600 Internal Allocations & Sales	-	-	-	-
154		A_B7700 Funding Tranfers	-	-	-	-
155		Total_Expenses Expenses	-	-	-	-
156		Statement of Activities Net Result	-	-	-	-
157		A_B4000 Tuition & Educational Fees	-	-	-	-
158		A_B4100 Sales of Goods & Services	-	-	-	-
159		A_B4300 Grants & Contracts	-	-	-	-
160		A_43501 Federal Appropriations	-	-	-	-
161		A_B4400 Other Operating Revenue	-	(163,199)	(217,600)	(217,600)
162		A_B5000 Non Operating Revenues	-	-	-	-
163		A_B5100 Appropriations	-	-	-	-
164		A_B5300 Gifts	-	-	(3,275,700)	(3,275,700)
165		A_B5500 Investment Income	-	-	-	-
166		A_B5600 Other Non Operating Revenues	-	(1,572)	(3,000)	(3,000)
167		Total_Revenue Revenue	-	(164,771)	(3,496,300)	(3,496,300)
168		A_B6000 Salaries, Wages & Benefits	-	-	-	-
169		A_B6200 Services & Fees	-	-	-	-
170		A_B6300 Travel	-	-	-	-
171	FC_B45 Restr	A_B6400 Supplies	-	-	-	-
172	Govt Funds	A_B6450 Utilities	-	-	-	-
173		A_B6500 Repairs & Maintenance	-	-	-	-
174		A_B6550 Rentals & Leases	-	-	-	-
175		A_B6575 Interest Expense	-	-	-	-
176		A_B6600 Claims & Judgements	-	-	-	-
177		A_B6650 Other Expense	-	-	-	-
178		A_B6700 Subcontracts	-	-	-	-
179		A_B6900 Depreciation & Amortization	-	-	-	-
180		A_B7000 Capital Expense	-	-	-	-
181		A_B7200 Discontinued Operations	-	-	-	-
182		A_B7500 Other Non Operating Expenses	-	3,302,223	3,496,300	3,496,300
183		A_B7600 Internal Allocations & Sales	-	-	-	-
184		A_B7700 Funding Tranfers	-	-	-	-
185		Total_Expenses Expenses	-	3,302,223	3,496,300	3,496,300
186		Statement of Activities Net Result	-	3,137,452	-	-


	A	B	C	D	E	F	
1							
2	O_22112: University Investments & Taxation						
3	Board of Trustees Report						
4	O_22112: University Investments & Taxation						
5			FY18		FY19		
6	Fund Class - Source	Summary Level Natural Accounts	Budget	Actual through March	Budget	Variance FY18 Budget to FY19 Budget	
7	FC_105 Unrestricted Operating Class	A_B4000 Tuition & Educational Fees	-	-	-	-	
8		A_B4100 Sales of Goods & Services	-	-	-	-	
9		A_B4300 Grants & Contracts	-	-	-	-	
10		A_43501 Federal Appropriations	-	-	-	-	
11		A_B4400 Other Operating Revenue	-	-	-	-	
12		A_B5000 Non Operating Revenues	-	-	-	-	
13		A_B5100 Appropriations	-	-	-	-	
14		A_B5300 Gifts	-	-	-	-	
15		A_B5500 Investment Income	-	-	-	-	
16		A_B5600 Other Non Operating Revenues	-	-	-	-	
17			Total Revenue Revenue	-	-	-	-
18			A_B6000 Salaries, Wages & Benefits	-	-	-	-
19			A_B6200 Services & Fees	5,000	5,350	4,350	(650)
20			A_B6300 Travel	-	-	-	-
21			A_B6400 Supplies	-	-	-	-
22			A_B6450 Utilities	-	-	-	-
23			A_B6500 Repairs & Maintenance	-	-	-	-
24			A_B6550 Rentals & Leases	-	-	-	-
25			A_B6575 Interest Expense	-	-	-	-
26			A_B6600 Claims & Judgements	-	-	-	-
27			A_B6650 Other Expense	-	-	-	-
28			A_B6700 Subcontracts	-	-	-	-
29			A_B6900 Depreciation & Amortization	-	-	-	-
30			A_B7000 Capital Expense	-	-	-	-
31			A_B7200 Discontinued Operations	-	-	-	-
32			A_B7500 Other Non Operating Expenses	-	-	-	-
33			A_B7600 Internal Allocations & Sales	-	-	-	-
34			A_B7700 Funding Tranfers	(5,000)	-	(4,350)	650
35			Total Expenses Expenses	-	5,350	-	-
36			Statement of Activities Net Result	-	5,350	-	-
37		FC_B20 Designated Op	A_B4000 Tuition & Educational Fees	-	-	-	-
38			A_B4100 Sales of Goods & Services	-	-	-	-
39			A_B4300 Grants & Contracts	-	-	-	-
40			A_43501 Federal Appropriations	-	-	-	-
41			A_B4400 Other Operating Revenue	-	-	-	-
42			A_B5000 Non Operating Revenues	-	-	-	-
43	A_B5100 Appropriations		-	-	-	-	
44	A_B5300 Gifts		-	-	-	-	
45	A_B5500 Investment Income		-	-	-	-	
46	A_B5600 Other Non Operating Revenues		-	-	-	-	
47			Total Revenue Revenue	-	-	-	-
48			A_B6000 Salaries, Wages & Benefits	-	-	-	-
49			A_B6200 Services & Fees	-	-	-	-
50			A_B6300 Travel	-	-	-	-
51			A_B6400 Supplies	-	-	-	-
52			A_B6450 Utilities	-	-	-	-
53			A_B6500 Repairs & Maintenance	-	-	-	-
54			A_B6550 Rentals & Leases	-	-	-	-
55			A_B6575 Interest Expense	-	-	-	-
56			A_B6600 Claims & Judgements	-	-	-	-
57			A_B6650 Other Expense	-	-	-	-
58			A_B6700 Subcontracts	-	-	-	-
59			A_B6900 Depreciation & Amortization	-	-	-	-
60			A_B7000 Capital Expense	-	-	-	-
61			A_B7200 Discontinued Operations	-	-	-	-
62			A_B7500 Other Non Operating Expenses	-	-	-	-
63			A_B7600 Internal Allocations & Sales	-	-	-	-
64			A_B7700 Funding Tranfers	-	-	-	-
65			Total Expenses Expenses	-	-	-	-
66			Statement of Activities Net Result	-	-	-	-


	A	B	C	D	E	F
1						
2	O_22112: University Investments & Taxation					
3	Board of Trustees Report					
4	O_22112: University Investments & Taxation					
5			FY18		FY19	
6	Fund Class - Source	Summary Level Natural Accounts	Budget	Actual through March	Budget	Variance FY18 Budget to FY19 Budget
67		A_B4000 Tuition & Educational Fees	-	-	-	-
68		A_B4100 Sales of Goods & Services	-	-	-	-
69		A_B4300 Grants & Contracts	-	-	-	-
70		A_43501 Federal Appropriations	-	-	-	-
71		A_B4400 Other Operating Revenue	-	-	-	-
72		A_B5000 Non Operating Revenues	-	-	-	-
73		A_B5100 Appropriations	-	-	-	-
74		A_B5300 Gifts	-	-	-	-
75		A_B5500 Investment Income	-	-	-	-
76		A_B5600 Other Non Operating Revenues	-	-	-	-
77		Total_Revenue Revenue	-	-	-	-
78		A_B6000 Salaries, Wages & Benefits	-	-	-	-
79		A_B6200 Services & Fees	-	-	-	-
80		A_B6300 Travel	-	-	-	-
81	FC_B30 Restr	A_B6400 Supplies	-	-	-	-
82	Expendable Op	A_B6450 Utilities	-	-	-	-
83		A_B6500 Repairs & Maintenance	-	-	-	-
84		A_B6550 Rentals & Leases	-	-	-	-
85		A_B6575 Interest Expense	-	-	-	-
86		A_B6600 Claims & Judgements	-	-	-	-
87		A_B6650 Other Expense	-	-	-	-
88		A_B6700 Subcontracts	-	-	-	-
89		A_B6900 Depreciation & Amortization	-	-	-	-
90		A_B7000 Capital Expense	-	-	-	-
91		A_B7200 Discontinued Operations	-	-	-	-
92		A_B7500 Other Non Operating Expenses	-	-	-	-
93		A_B7600 Internal Allocations & Sales	-	-	-	-
94		A_B7700 Funding Tranfers	-	-	-	-
95		Total_Expenses Expenses	-	-	-	-
96		Statement of Activities Net Result	-	-	-	-
97		A_B4000 Tuition & Educational Fees	-	-	-	-
98		A_B4100 Sales of Goods & Services	-	-	-	-
99		A_B4300 Grants & Contracts	-	-	-	-
100		A_43501 Federal Appropriations	-	-	-	-
101		A_B4400 Other Operating Revenue	-	-	-	-
102		A_B5000 Non Operating Revenues	-	-	-	-
103		A_B5100 Appropriations	-	-	-	-
104		A_B5300 Gifts	-	-	-	-
105		A_B5500 Investment Income	-	-	-	-
106		A_B5600 Other Non Operating Revenues	-	-	-	-
107		Total_Revenue Revenue	-	-	-	-
108		A_B6000 Salaries, Wages & Benefits	-	-	-	-
109		A_B6200 Services & Fees	-	-	-	-
110		A_B6300 Travel	-	-	-	-
111	FC_B35 Restr	A_B6400 Supplies	-	-	-	-
112	Expendable Non Op	A_B6450 Utilities	-	-	-	-
113		A_B6500 Repairs & Maintenance	-	-	-	-
114		A_B6550 Rentals & Leases	-	-	-	-
115		A_B6575 Interest Expense	-	-	-	-
116		A_B6600 Claims & Judgements	-	-	-	-
117		A_B6650 Other Expense	-	-	-	-
118		A_B6700 Subcontracts	-	-	-	-
119		A_B6900 Depreciation & Amortization	-	-	-	-
120		A_B7000 Capital Expense	-	-	-	-
121		A_B7200 Discontinued Operations	-	-	-	-
122		A_B7500 Other Non Operating Expenses	-	-	-	-
123		A_B7600 Internal Allocations & Sales	-	-	-	-
124		A_B7700 Funding Tranfers	-	-	-	-
125		Total_Expenses Expenses	-	-	-	-
126		Statement of Activities Net Result	-	-	-	-


	A	B	C	D	E	F
1						
2	O_22112: University Investments & Taxation					
3	Board of Trustees Report					
4	O_22112: University Investments & Taxation					
5			FY18		FY19	
6	Fund Class - Source	Summary Level Natural Accounts	Budget	Actual through March	Budget	Variance FY18 Budget to FY19 Budget
127		A_B4000 Tuition & Educational Fees	-	-	-	-
128		A_B4100 Sales of Goods & Services	-	-	-	-
129		A_B4300 Grants & Contracts	-	-	-	-
130		A_43501 Federal Appropriations	-	-	-	-
131		A_B4400 Other Operating Revenue	-	-	-	-
132		A_B5000 Non Operating Revenues	-	-	-	-
133		A_B5100 Appropriations	-	-	-	-
134		A_B5300 Gifts	-	-	-	-
135		A_B5500 Investment Income	-	-	-	-
136		A_B5600 Other Non Operating Revenues	-	-	-	-
137		Total_Revenue Revenue	-	-	-	-
138		A_B6000 Salaries, Wages & Benefits	-	-	-	-
139		A_B6200 Services & Fees	-	-	-	-
140		A_B6300 Travel	-	-	-	-
141	FC_B40 Restr	A_B6400 Supplies	-	-	-	-
142	Grants	A_B6450 Utilities	-	-	-	-
143		A_B6500 Repairs & Maintenance	-	-	-	-
144		A_B6550 Rentals & Leases	-	-	-	-
145		A_B6575 Interest Expense	-	-	-	-
146		A_B6600 Claims & Judgements	-	-	-	-
147		A_B6650 Other Expense	-	-	-	-
148		A_B6700 Subcontracts	-	-	-	-
149		A_B6900 Depreciation & Amortization	-	-	-	-
150		A_B7000 Capital Expense	-	-	-	-
151		A_B7200 Discontinued Operations	-	-	-	-
152		A_B7500 Other Non Operating Expenses	-	-	-	-
153		A_B7600 Internal Allocations & Sales	-	-	-	-
154		A_B7700 Funding Tranfers	-	-	-	-
155		Total_Expenses Expenses	-	-	-	-
156		Statement of Activities Net Result	-	-	-	-
157		A_B4000 Tuition & Educational Fees	-	-	-	-
158		A_B4100 Sales of Goods & Services	-	-	-	-
159		A_B4300 Grants & Contracts	-	-	-	-
160		A_43501 Federal Appropriations	-	-	-	-
161		A_B4400 Other Operating Revenue	-	-	-	-
162		A_B5000 Non Operating Revenues	-	-	-	-
163		A_B5100 Appropriations	-	-	-	-
164		A_B5300 Gifts	-	-	-	-
165		A_B5500 Investment Income	-	-	-	-
166		A_B5600 Other Non Operating Revenues	-	-	-	-
167		Total_Revenue Revenue	-	-	-	-
168		A_B6000 Salaries, Wages & Benefits	-	-	-	-
169		A_B6200 Services & Fees	-	-	-	-
170		A_B6300 Travel	-	-	-	-
171	FC_B45 Restr	A_B6400 Supplies	-	-	-	-
172	Govt Funds	A_B6450 Utilities	-	-	-	-
173		A_B6500 Repairs & Maintenance	-	-	-	-
174		A_B6550 Rentals & Leases	-	-	-	-
175		A_B6575 Interest Expense	-	-	-	-
176		A_B6600 Claims & Judgements	-	-	-	-
177		A_B6650 Other Expense	-	-	-	-
178		A_B6700 Subcontracts	-	-	-	-
179		A_B6900 Depreciation & Amortization	-	-	-	-
180		A_B7000 Capital Expense	-	-	-	-
181		A_B7200 Discontinued Operations	-	-	-	-
182		A_B7500 Other Non Operating Expenses	-	-	-	-
183		A_B7600 Internal Allocations & Sales	-	-	-	-
184		A_B7700 Funding Tranfers	-	-	-	-
185		Total_Expenses Expenses	-	-	-	-
186		Statement of Activities Net Result	-	-	-	-


	A	B	C	D	E	F	
1							
2	O_22201: Payroll						
3	Board of Trustees Report						
4	O_22201: Payroll						
5			FY18		FY19		
6	Fund Class - Source	Summary Level Natural Accounts	Budget	Actual through March	Budget	Variance FY18 Budget to FY19 Budget	
7	FC_105 Unrestricted Operating Class	A_B4000 Tuition & Educational Fees	-	-	-	-	
8		A_B4100 Sales of Goods & Services	-	-	-	-	
9		A_B4300 Grants & Contracts	-	-	-	-	
10		A_43501 Federal Appropriations	-	-	-	-	
11		A_B4400 Other Operating Revenue	-	(5,774)	-	-	
12		A_B5000 Non Operating Revenues	-	-	-	-	
13		A_B5100 Appropriations	-	-	-	-	
14		A_B5300 Gifts	-	-	-	-	
15		A_B5500 Investment Income	-	-	-	-	
16		A_B5600 Other Non Operating Revenues	-	-	-	-	
17			Total Revenue Revenue	-	(5,774)	-	-
18			A_B6000 Salaries, Wages & Benefits	378,621	3,349,938	455,544	76,923
19			A_B6200 Services & Fees	2,555	711	-	(2,555)
20			A_B6300 Travel	500	162	2,000	1,500
21			A_B6400 Supplies	10,600	2,656	5,000	(5,600)
22			A_B6450 Utilities	-	-	-	-
23			A_B6500 Repairs & Maintenance	-	-	-	-
24			A_B6550 Rentals & Leases	-	-	-	-
25			A_B6575 Interest Expense	-	-	-	-
26			A_B6600 Claims & Judgements	-	-	-	-
27			A_B6650 Other Expense	2,100	-	5,100	3,000
28			A_B6700 Subcontracts	-	-	-	-
29			A_B6900 Depreciation & Amortization	-	-	-	-
30			A_B7000 Capital Expense	-	-	-	-
31			A_B7200 Discontinued Operations	-	-	-	-
32			A_B7500 Other Non Operating Expenses	-	-	-	-
33			A_B7600 Internal Allocations & Sales	-	6,092	7,500	7,500
34			A_B7700 Funding Tranfers	-	-	-	-
35			Total Expenses Expenses	394,376	3,359,559	475,144	80,768
36			Statement of Activities Net Result	394,376	3,353,785	475,144	80,768
37		FC_B20 Designated Op	A_B4000 Tuition & Educational Fees	-	-	-	-
38			A_B4100 Sales of Goods & Services	-	-	-	-
39			A_B4300 Grants & Contracts	-	-	-	-
40			A_43501 Federal Appropriations	-	-	-	-
41			A_B4400 Other Operating Revenue	-	-	-	-
42			A_B5000 Non Operating Revenues	-	-	-	-
43	A_B5100 Appropriations		-	-	-	-	
44	A_B5300 Gifts		-	-	-	-	
45	A_B5500 Investment Income		-	-	-	-	
46	A_B5600 Other Non Operating Revenues		-	-	-	-	
47			Total Revenue Revenue	-	-	-	-
48			A_B6000 Salaries, Wages & Benefits	-	-	-	-
49			A_B6200 Services & Fees	-	-	-	-
50			A_B6300 Travel	-	-	-	-
51			A_B6400 Supplies	-	-	-	-
52			A_B6450 Utilities	-	-	-	-
53			A_B6500 Repairs & Maintenance	-	-	-	-
54			A_B6550 Rentals & Leases	-	-	-	-
55			A_B6575 Interest Expense	-	-	-	-
56			A_B6600 Claims & Judgements	-	-	-	-
57			A_B6650 Other Expense	-	-	-	-
58			A_B6700 Subcontracts	-	-	-	-
59			A_B6900 Depreciation & Amortization	-	-	-	-
60			A_B7000 Capital Expense	-	-	-	-
61			A_B7200 Discontinued Operations	-	-	-	-
62			A_B7500 Other Non Operating Expenses	-	-	-	-
63			A_B7600 Internal Allocations & Sales	-	-	-	-
64			A_B7700 Funding Tranfers	-	-	-	-
65			Total Expenses Expenses	-	-	-	-
66			Statement of Activities Net Result	-	-	-	-


	A	B	C	D	E	F
1						
2	O_22201: Payroll					
3	Board of Trustees Report					
4	O_22201: Payroll					
5			FY18		FY19	
6	Fund Class - Source	Summary Level Natural Accounts	Budget	Actual through March	Budget	Variance FY18 Budget to FY19 Budget
67		A_B4000 Tuition & Educational Fees	-	-	-	-
68		A_B4100 Sales of Goods & Services	-	-	-	-
69		A_B4300 Grants & Contracts	-	-	-	-
70		A_43501 Federal Appropriations	-	-	-	-
71		A_B4400 Other Operating Revenue	-	-	-	-
72		A_B5000 Non Operating Revenues	-	-	-	-
73		A_B5100 Appropriations	-	-	-	-
74		A_B5300 Gifts	-	-	-	-
75		A_B5500 Investment Income	-	-	-	-
76		A_B5600 Other Non Operating Revenues	-	-	-	-
77		Total_Revenue Revenue	-	-	-	-
78		A_B6000 Salaries, Wages & Benefits	-	-	-	-
79		A_B6200 Services & Fees	-	-	-	-
80		A_B6300 Travel	-	-	-	-
81	FC_B30 Restr	A_B6400 Supplies	-	-	-	-
82	Expendable Op	A_B6450 Utilities	-	-	-	-
83		A_B6500 Repairs & Maintenance	-	-	-	-
84		A_B6550 Rentals & Leases	-	-	-	-
85		A_B6575 Interest Expense	-	-	-	-
86		A_B6600 Claims & Judgements	-	-	-	-
87		A_B6650 Other Expense	-	-	-	-
88		A_B6700 Subcontracts	-	-	-	-
89		A_B6900 Depreciation & Amortization	-	-	-	-
90		A_B7000 Capital Expense	-	-	-	-
91		A_B7200 Discontinued Operations	-	-	-	-
92		A_B7500 Other Non Operating Expenses	-	-	-	-
93		A_B7600 Internal Allocations & Sales	-	-	-	-
94		A_B7700 Funding Tranfers	-	-	-	-
95		Total_Expenses Expenses	-	-	-	-
96		Statement of Activities Net Result	-	-	-	-
97		A_B4000 Tuition & Educational Fees	-	-	-	-
98		A_B4100 Sales of Goods & Services	-	-	-	-
99		A_B4300 Grants & Contracts	-	-	-	-
100		A_43501 Federal Appropriations	-	-	-	-
101		A_B4400 Other Operating Revenue	-	-	-	-
102		A_B5000 Non Operating Revenues	-	-	-	-
103		A_B5100 Appropriations	-	-	-	-
104		A_B5300 Gifts	-	-	-	-
105		A_B5500 Investment Income	-	-	-	-
106		A_B5600 Other Non Operating Revenues	-	-	-	-
107		Total_Revenue Revenue	-	-	-	-
108		A_B6000 Salaries, Wages & Benefits	-	-	-	-
109		A_B6200 Services & Fees	-	-	-	-
110		A_B6300 Travel	-	-	-	-
111	FC_B35 Restr	A_B6400 Supplies	-	-	-	-
112	Expendable Non Op	A_B6450 Utilities	-	-	-	-
113		A_B6500 Repairs & Maintenance	-	-	-	-
114		A_B6550 Rentals & Leases	-	-	-	-
115		A_B6575 Interest Expense	-	-	-	-
116		A_B6600 Claims & Judgements	-	-	-	-
117		A_B6650 Other Expense	-	-	-	-
118		A_B6700 Subcontracts	-	-	-	-
119		A_B6900 Depreciation & Amortization	-	-	-	-
120		A_B7000 Capital Expense	-	-	-	-
121		A_B7200 Discontinued Operations	-	-	-	-
122		A_B7500 Other Non Operating Expenses	-	-	-	-
123		A_B7600 Internal Allocations & Sales	-	-	-	-
124		A_B7700 Funding Tranfers	-	-	-	-
125		Total_Expenses Expenses	-	-	-	-
126		Statement of Activities Net Result	-	-	-	-


	A	B	C	D	E	F
1						
2	O_22201: Payroll					
3	Board of Trustees Report					
4	O_22201: Payroll					
5			FY18		FY19	
6	Fund Class - Source	Summary Level Natural Accounts	Budget	Actual through March	Budget	Variance FY18 Budget to FY19 Budget
127		A_B4000 Tuition & Educational Fees	-	-	-	-
128		A_B4100 Sales of Goods & Services	-	-	-	-
129		A_B4300 Grants & Contracts	-	-	-	-
130		A_43501 Federal Appropriations	-	-	-	-
131		A_B4400 Other Operating Revenue	-	-	-	-
132		A_B5000 Non Operating Revenues	-	-	-	-
133		A_B5100 Appropriations	-	-	-	-
134		A_B5300 Gifts	-	-	-	-
135		A_B5500 Investment Income	-	-	-	-
136		A_B5600 Other Non Operating Revenues	-	-	-	-
137		Total_Revenue Revenue	-	-	-	-
138		A_B6000 Salaries, Wages & Benefits	-	-	-	-
139		A_B6200 Services & Fees	-	-	-	-
140		A_B6300 Travel	-	-	-	-
141	FC_B40 Restr	A_B6400 Supplies	-	-	-	-
142	Grants	A_B6450 Utilities	-	-	-	-
143		A_B6500 Repairs & Maintenance	-	-	-	-
144		A_B6550 Rentals & Leases	-	-	-	-
145		A_B6575 Interest Expense	-	-	-	-
146		A_B6600 Claims & Judgements	-	-	-	-
147		A_B6650 Other Expense	-	-	-	-
148		A_B6700 Subcontracts	-	-	-	-
149		A_B6900 Depreciation & Amortization	-	-	-	-
150		A_B7000 Capital Expense	-	-	-	-
151		A_B7200 Discontinued Operations	-	-	-	-
152		A_B7500 Other Non Operating Expenses	-	-	-	-
153		A_B7600 Internal Allocations & Sales	-	-	-	-
154		A_B7700 Funding Tranfers	-	-	-	-
155		Total_Expenses Expenses	-	-	-	-
156		Statement of Activities Net Result	-	-	-	-
157		A_B4000 Tuition & Educational Fees	-	-	-	-
158		A_B4100 Sales of Goods & Services	-	-	-	-
159		A_B4300 Grants & Contracts	-	-	-	-
160		A_43501 Federal Appropriations	-	-	-	-
161		A_B4400 Other Operating Revenue	-	-	-	-
162		A_B5000 Non Operating Revenues	-	-	-	-
163		A_B5100 Appropriations	-	-	-	-
164		A_B5300 Gifts	-	-	-	-
165		A_B5500 Investment Income	-	-	-	-
166		A_B5600 Other Non Operating Revenues	-	-	-	-
167		Total_Revenue Revenue	-	-	-	-
168		A_B6000 Salaries, Wages & Benefits	-	-	-	-
169		A_B6200 Services & Fees	-	-	-	-
170		A_B6300 Travel	-	-	-	-
171	FC_B45 Restr	A_B6400 Supplies	-	-	-	-
172	Govt Funds	A_B6450 Utilities	-	-	-	-
173		A_B6500 Repairs & Maintenance	-	-	-	-
174		A_B6550 Rentals & Leases	-	-	-	-
175		A_B6575 Interest Expense	-	-	-	-
176		A_B6600 Claims & Judgements	-	-	-	-
177		A_B6650 Other Expense	-	-	-	-
178		A_B6700 Subcontracts	-	-	-	-
179		A_B6900 Depreciation & Amortization	-	-	-	-
180		A_B7000 Capital Expense	-	-	-	-
181		A_B7200 Discontinued Operations	-	-	-	-
182		A_B7500 Other Non Operating Expenses	-	-	-	-
183		A_B7600 Internal Allocations & Sales	-	-	-	-
184		A_B7700 Funding Tranfers	-	-	-	-
185		Total_Expenses Expenses	-	-	-	-
186		Statement of Activities Net Result	-	-	-	-


	A	B	C	D	E	F	
1							
2	O_22301: University Procurement Services						
3	Board of Trustees Report						
4	O_22301: University Procurement Services						
5			FY18		FY19		
6	Fund Class - Source	Summary Level Natural Accounts	Budget	Actual through March	Budget	Variance FY18 Budget to FY19 Budget	
7	FC_105 Unrestricted Operating Class	A_B4000 Tuition & Educational Fees	-	-	-	-	
8		A_B4100 Sales of Goods & Services	-	-	-	-	
9		A_B4300 Grants & Contracts	-	-	-	-	
10		A_43501 Federal Appropriations	-	-	-	-	
11		A_B4400 Other Operating Revenue	-	-	(350,000)	(350,000)	
12		A_B5000 Non Operating Revenues	-	-	-	-	
13		A_B5100 Appropriations	-	-	-	-	
14		A_B5300 Gifts	-	-	-	-	
15		A_B5500 Investment Income	-	-	-	-	
16		A_B5600 Other Non Operating Revenues	-	-	-	-	
17			Total Revenue Revenue	-	-	(350,000)	(350,000)
18			A_B6000 Salaries, Wages & Benefits	779,562	509,635	760,376	(19,185)
19			A_B6200 Services & Fees	6,000	32	96	(5,904)
20			A_B6300 Travel	900	38	6,996	6,096
21			A_B6400 Supplies	7,607	7,436	9,365	1,758
22			A_B6450 Utilities	-	-	-	-
23			A_B6500 Repairs & Maintenance	-	-	-	-
24			A_B6550 Rentals & Leases	-	-	-	-
25			A_B6575 Interest Expense	-	-	-	-
26			A_B6600 Claims & Judgements	-	-	-	-
27			A_B6650 Other Expense	1,920	890	3,900	1,980
28			A_B6700 Subcontracts	-	-	-	-
29			A_B6900 Depreciation & Amortization	-	-	-	-
30			A_B7000 Capital Expense	-	-	-	-
31			A_B7200 Discontinued Operations	-	-	-	-
32			A_B7500 Other Non Operating Expenses	-	-	-	-
33			A_B7600 Internal Allocations & Sales	-	4,790	9,901	9,901
34			A_B7700 Funding Trfers	-	-	-	-
35			Total Expenses Expenses	795,989	522,821	790,634	(5,354)
36			Statement of Activities Net Result	795,989	522,821	440,634	(355,354)
37		FC_B20 Designated Op	A_B4000 Tuition & Educational Fees	-	-	-	-
38			A_B4100 Sales of Goods & Services	-	-	-	-
39			A_B4300 Grants & Contracts	-	-	-	-
40			A_43501 Federal Appropriations	-	-	-	-
41			A_B4400 Other Operating Revenue	-	-	-	-
42			A_B5000 Non Operating Revenues	-	-	-	-
43	A_B5100 Appropriations		-	-	-	-	
44	A_B5300 Gifts		-	-	-	-	
45	A_B5500 Investment Income		-	-	-	-	
46	A_B5600 Other Non Operating Revenues		-	-	-	-	
47			Total Revenue Revenue	-	-	-	-
48			A_B6000 Salaries, Wages & Benefits	-	-	-	-
49			A_B6200 Services & Fees	-	-	-	-
50			A_B6300 Travel	-	-	-	-
51			A_B6400 Supplies	-	-	-	-
52			A_B6450 Utilities	-	-	-	-
53			A_B6500 Repairs & Maintenance	-	-	-	-
54			A_B6550 Rentals & Leases	-	-	-	-
55			A_B6575 Interest Expense	-	-	-	-
56			A_B6600 Claims & Judgements	-	-	-	-
57			A_B6650 Other Expense	-	-	-	-
58			A_B6700 Subcontracts	-	-	-	-
59			A_B6900 Depreciation & Amortization	-	-	-	-
60			A_B7000 Capital Expense	-	-	-	-
61			A_B7200 Discontinued Operations	-	-	-	-
62			A_B7500 Other Non Operating Expenses	-	-	-	-
63			A_B7600 Internal Allocations & Sales	-	-	-	-
64			A_B7700 Funding Trfers	-	-	-	-
65			Total Expenses Expenses	-	-	-	-
66			Statement of Activities Net Result	-	-	-	-


	A	B	C	D	E	F
1						
2	O_22301: University Procurement Services					
3	Board of Trustees Report					
4	O_22301: University Procurement Services					
5			FY18		FY19	
6	Fund Class - Source	Summary Level Natural Accounts	Budget	Actual through March	Budget	Variance FY18 Budget to FY19 Budget
67		A_B4000 Tuition & Educational Fees	-	-	-	-
68		A_B4100 Sales of Goods & Services	-	-	-	-
69		A_B4300 Grants & Contracts	-	-	-	-
70		A_43501 Federal Appropriations	-	-	-	-
71		A_B4400 Other Operating Revenue	-	-	-	-
72		A_B5000 Non Operating Revenues	-	-	-	-
73		A_B5100 Appropriations	-	-	-	-
74		A_B5300 Gifts	-	-	-	-
75		A_B5500 Investment Income	-	-	-	-
76		A_B5600 Other Non Operating Revenues	-	-	-	-
77		Total Revenue Revenue	-	-	-	-
78		A_B6000 Salaries, Wages & Benefits	-	-	-	-
79		A_B6200 Services & Fees	-	-	-	-
80		A_B6300 Travel	-	-	-	-
81	FC_B30 Restr	A_B6400 Supplies	-	-	-	-
82	Expendable Op	A_B6450 Utilities	-	-	-	-
83		A_B6500 Repairs & Maintenance	-	-	-	-
84		A_B6550 Rentals & Leases	-	-	-	-
85		A_B6575 Interest Expense	-	-	-	-
86		A_B6600 Claims & Judgements	-	-	-	-
87		A_B6650 Other Expense	-	-	-	-
88		A_B6700 Subcontracts	-	-	-	-
89		A_B6900 Depreciation & Amortization	-	-	-	-
90		A_B7000 Capital Expense	-	-	-	-
91		A_B7200 Discontinued Operations	-	-	-	-
92		A_B7500 Other Non Operating Expenses	-	-	-	-
93		A_B7600 Internal Allocations & Sales	-	-	-	-
94		A_B7700 Funding Tranfers	-	-	-	-
95		Total Expenses Expenses	-	-	-	-
96		Statement of Activities Net Result	-	-	-	-
97		A_B4000 Tuition & Educational Fees	-	-	-	-
98		A_B4100 Sales of Goods & Services	-	-	-	-
99		A_B4300 Grants & Contracts	-	-	-	-
100		A_43501 Federal Appropriations	-	-	-	-
101		A_B4400 Other Operating Revenue	-	-	-	-
102		A_B5000 Non Operating Revenues	-	-	-	-
103		A_B5100 Appropriations	-	-	-	-
104		A_B5300 Gifts	-	-	-	-
105		A_B5500 Investment Income	-	-	-	-
106		A_B5600 Other Non Operating Revenues	-	-	-	-
107		Total Revenue Revenue	-	-	-	-
108		A_B6000 Salaries, Wages & Benefits	-	-	-	-
109		A_B6200 Services & Fees	-	-	-	-
110		A_B6300 Travel	-	-	-	-
111	FC_B35 Restr	A_B6400 Supplies	-	-	-	-
112	Expendable Non Op	A_B6450 Utilities	-	-	-	-
113		A_B6500 Repairs & Maintenance	-	-	-	-
114		A_B6550 Rentals & Leases	-	-	-	-
115		A_B6575 Interest Expense	-	-	-	-
116		A_B6600 Claims & Judgements	-	-	-	-
117		A_B6650 Other Expense	-	-	-	-
118		A_B6700 Subcontracts	-	-	-	-
119		A_B6900 Depreciation & Amortization	-	-	-	-
120		A_B7000 Capital Expense	-	-	-	-
121		A_B7200 Discontinued Operations	-	-	-	-
122		A_B7500 Other Non Operating Expenses	-	-	-	-
123		A_B7600 Internal Allocations & Sales	-	-	-	-
124		A_B7700 Funding Tranfers	-	-	-	-
125		Total Expenses Expenses	-	-	-	-
126		Statement of Activities Net Result	-	-	-	-


	A	B	C	D	E	F
1						
2	O_22301: University Procurement Services					
3	Board of Trustees Report					
4	O_22301: University Procurement Services					
5			FY18		FY19	
6	Fund Class - Source	Summary Level Natural Accounts	Budget	Actual through March	Budget	Variance FY18 Budget to FY19 Budget
127		A_B4000 Tuition & Educational Fees	-	-	-	-
128		A_B4100 Sales of Goods & Services	-	-	-	-
129		A_B4300 Grants & Contracts	-	-	-	-
130		A_43501 Federal Appropriations	-	-	-	-
131		A_B4400 Other Operating Revenue	-	-	-	-
132		A_B5000 Non Operating Revenues	-	-	-	-
133		A_B5100 Appropriations	-	-	-	-
134		A_B5300 Gifts	-	-	-	-
135		A_B5500 Investment Income	-	-	-	-
136		A_B5600 Other Non Operating Revenues	-	-	-	-
137		Total_Revenue Revenue	-	-	-	-
138		A_B6000 Salaries, Wages & Benefits	-	-	-	-
139		A_B6200 Services & Fees	-	-	-	-
140		A_B6300 Travel	-	-	-	-
141	FC_B40 Restr	A_B6400 Supplies	-	-	-	-
142	Grants	A_B6450 Utilities	-	-	-	-
143		A_B6500 Repairs & Maintenance	-	-	-	-
144		A_B6550 Rentals & Leases	-	-	-	-
145		A_B6575 Interest Expense	-	-	-	-
146		A_B6600 Claims & Judgements	-	-	-	-
147		A_B6650 Other Expense	-	-	-	-
148		A_B6700 Subcontracts	-	-	-	-
149		A_B6900 Depreciation & Amortization	-	-	-	-
150		A_B7000 Capital Expense	-	-	-	-
151		A_B7200 Discontinued Operations	-	-	-	-
152		A_B7500 Other Non Operating Expenses	-	-	-	-
153		A_B7600 Internal Allocations & Sales	-	-	-	-
154		A_B7700 Funding Tranfers	-	-	-	-
155		Total_Expenses Expenses	-	-	-	-
156		Statement of Activities Net Result	-	-	-	-
157		A_B4000 Tuition & Educational Fees	-	-	-	-
158		A_B4100 Sales of Goods & Services	-	-	-	-
159		A_B4300 Grants & Contracts	-	-	-	-
160		A_43501 Federal Appropriations	-	-	-	-
161		A_B4400 Other Operating Revenue	-	-	-	-
162		A_B5000 Non Operating Revenues	-	-	-	-
163		A_B5100 Appropriations	-	-	-	-
164		A_B5300 Gifts	-	-	-	-
165		A_B5500 Investment Income	-	-	-	-
166		A_B5600 Other Non Operating Revenues	-	-	-	-
167		Total_Revenue Revenue	-	-	-	-
168		A_B6000 Salaries, Wages & Benefits	-	-	-	-
169		A_B6200 Services & Fees	-	-	-	-
170		A_B6300 Travel	-	-	-	-
171	FC_B45 Restr	A_B6400 Supplies	-	-	-	-
172	Govt Funds	A_B6450 Utilities	-	-	-	-
173		A_B6500 Repairs & Maintenance	-	-	-	-
174		A_B6550 Rentals & Leases	-	-	-	-
175		A_B6575 Interest Expense	-	-	-	-
176		A_B6600 Claims & Judgements	-	-	-	-
177		A_B6650 Other Expense	-	-	-	-
178		A_B6700 Subcontracts	-	-	-	-
179		A_B6900 Depreciation & Amortization	-	-	-	-
180		A_B7000 Capital Expense	-	-	-	-
181		A_B7200 Discontinued Operations	-	-	-	-
182		A_B7500 Other Non Operating Expenses	-	-	-	-
183		A_B7600 Internal Allocations & Sales	-	-	-	-
184		A_B7700 Funding Tranfers	-	-	-	-
185		Total_Expenses Expenses	-	-	-	-
186		Statement of Activities Net Result	-	-	-	-


	A	B	C	D	E	F	
1							
2	O_C2300: Human Resources Subdivision						
3	Board of Trustees Report						
4	O_C2300: Human Resources Subdivision						
5			FY18		FY19		
6	Fund Class - Source	Summary Level Natural Accounts	Budget	Actual through March	Budget	Variance FY18 Budget to FY19 Budget	
7	FC_105 Unrestricted Operating Class	A_B4000 Tuition & Educational Fees	-	30	-	-	
8		A_B4100 Sales of Goods & Services	-	-	-	-	
9		A_B4300 Grants & Contracts	-	-	-	-	
10		A_43501 Federal Appropriations	-	-	-	-	
11		A_B4400 Other Operating Revenue	-	-	-	-	
12		A_B5000 Non Operating Revenues	-	-	-	-	
13		A_B5100 Appropriations	-	-	-	-	
14		A_B5300 Gifts	-	-	-	-	
15		A_B5500 Investment Income	-	-	-	-	
16		A_B5600 Other Non Operating Revenues	-	-	-	-	
17			Total_Revenue Revenue	-	30	-	-
18			A_B6000 Salaries, Wages & Benefits	1,319,609	951,257	1,481,776	162,167
19			A_B6200 Services & Fees	13,437	19,328	61,880	48,443
20			A_B6300 Travel	2,800	1,681	5,000	2,200
21			A_B6400 Supplies	8,124	19,015	7,200	(924)
22			A_B6450 Utilities	-	-	-	-
23			A_B6500 Repairs & Maintenance	-	63	200	200
24			A_B6550 Rentals & Leases	-	-	-	-
25			A_B6575 Interest Expense	-	-	-	-
26			A_B6600 Claims & Judgements	-	-	-	-
27			A_B6650 Other Expense	33,126	10,514	29,050	(4,076)
28			A_B6700 Subcontracts	-	-	-	-
29			A_B6900 Depreciation & Amortization	-	-	-	-
30			A_B7000 Capital Expense	-	-	-	-
31			A_B7200 Discontinued Operations	-	-	-	-
32			A_B7500 Other Non Operating Expenses	-	-	-	-
33			A_B7600 Internal Allocations & Sales	-	22,473	29,500	29,500
34			A_B7700 Funding Tranfers	-	-	-	-
35			Total_Expenses Expenses	1,377,096	1,024,332	1,614,606	237,510
36			Statement of Activities Net Result	1,377,096	1,024,362	1,614,606	237,510
37		FC_B20 Designated Op	A_B4000 Tuition & Educational Fees	-	-	-	-
38			A_B4100 Sales of Goods & Services	-	-	-	-
39			A_B4300 Grants & Contracts	-	-	-	-
40			A_43501 Federal Appropriations	-	-	-	-
41			A_B4400 Other Operating Revenue	-	-	-	-
42			A_B5000 Non Operating Revenues	-	-	-	-
43	A_B5100 Appropriations		-	-	-	-	
44	A_B5300 Gifts		-	-	-	-	
45	A_B5500 Investment Income		-	-	-	-	
46	A_B5600 Other Non Operating Revenues		-	-	-	-	
47			Total_Revenue Revenue	-	-	-	-
48			A_B6000 Salaries, Wages & Benefits	-	-	-	-
49			A_B6200 Services & Fees	-	-	-	-
50			A_B6300 Travel	-	-	-	-
51			A_B6400 Supplies	-	-	-	-
52			A_B6450 Utilities	-	-	-	-
53			A_B6500 Repairs & Maintenance	-	-	-	-
54			A_B6550 Rentals & Leases	-	-	-	-
55			A_B6575 Interest Expense	-	-	-	-
56			A_B6600 Claims & Judgements	-	-	-	-
57			A_B6650 Other Expense	-	-	-	-
58			A_B6700 Subcontracts	-	-	-	-
59			A_B6900 Depreciation & Amortization	-	-	-	-
60			A_B7000 Capital Expense	-	-	-	-
61			A_B7200 Discontinued Operations	-	-	-	-
62			A_B7500 Other Non Operating Expenses	-	-	-	-
63			A_B7600 Internal Allocations & Sales	-	-	-	-
64			A_B7700 Funding Tranfers	-	-	-	-
65			Total_Expenses Expenses	-	-	-	-
66			Statement of Activities Net Result	-	-	-	-


	A	B	C	D	E	F
1						
2	O_C2300: Human Resources Subdivision					
3	Board of Trustees Report					
4	O_C2300: Human Resources Subdivision					
5			FY18		FY19	
6	Fund Class - Source	Summary Level Natural Accounts	Budget	Actual through March	Budget	Variance FY18 Budget to FY19 Budget
67		A_B4000 Tuition & Educational Fees	-	-	-	-
68		A_B4100 Sales of Goods & Services	-	-	-	-
69		A_B4300 Grants & Contracts	-	-	-	-
70		A_43501 Federal Appropriations	-	-	-	-
71		A_B4400 Other Operating Revenue	-	-	-	-
72		A_B5000 Non Operating Revenues	-	-	-	-
73		A_B5100 Appropriations	-	-	-	-
74		A_B5300 Gifts	-	-	-	-
75		A_B5500 Investment Income	-	-	-	-
76		A_B5600 Other Non Operating Revenues	-	-	-	-
77		Total_Revenue Revenue	-	-	-	-
78		A_B6000 Salaries, Wages & Benefits	-	-	-	-
79		A_B6200 Services & Fees	-	-	-	-
80		A_B6300 Travel	-	-	-	-
81	FC_B30 Restr	A_B6400 Supplies	-	-	-	-
82	Expendable Op	A_B6450 Utilities	-	-	-	-
83		A_B6500 Repairs & Maintenance	-	-	-	-
84		A_B6550 Rentals & Leases	-	-	-	-
85		A_B6575 Interest Expense	-	-	-	-
86		A_B6600 Claims & Judgements	-	-	-	-
87		A_B6650 Other Expense	-	-	-	-
88		A_B6700 Subcontracts	-	-	-	-
89		A_B6900 Depreciation & Amortization	-	-	-	-
90		A_B7000 Capital Expense	-	-	-	-
91		A_B7200 Discontinued Operations	-	-	-	-
92		A_B7500 Other Non Operating Expenses	-	-	-	-
93		A_B7600 Internal Allocations & Sales	-	-	-	-
94		A_B7700 Funding Tranfers	-	-	-	-
95		Total_Expenses Expenses	-	-	-	-
96		Statement of Activities Net Result	-	-	-	-
97		A_B4000 Tuition & Educational Fees	-	-	-	-
98		A_B4100 Sales of Goods & Services	-	-	-	-
99		A_B4300 Grants & Contracts	-	-	-	-
100		A_43501 Federal Appropriations	-	-	-	-
101		A_B4400 Other Operating Revenue	-	-	-	-
102		A_B5000 Non Operating Revenues	-	-	-	-
103		A_B5100 Appropriations	-	-	-	-
104		A_B5300 Gifts	-	-	-	-
105		A_B5500 Investment Income	-	-	-	-
106		A_B5600 Other Non Operating Revenues	-	-	-	-
107		Total_Revenue Revenue	-	-	-	-
108		A_B6000 Salaries, Wages & Benefits	-	-	-	-
109		A_B6200 Services & Fees	-	-	-	-
110		A_B6300 Travel	-	-	-	-
111	FC_B35 Restr	A_B6400 Supplies	-	-	-	-
112	Expendable Non Op	A_B6450 Utilities	-	-	-	-
113		A_B6500 Repairs & Maintenance	-	-	-	-
114		A_B6550 Rentals & Leases	-	-	-	-
115		A_B6575 Interest Expense	-	-	-	-
116		A_B6600 Claims & Judgements	-	-	-	-
117		A_B6650 Other Expense	-	-	-	-
118		A_B6700 Subcontracts	-	-	-	-
119		A_B6900 Depreciation & Amortization	-	-	-	-
120		A_B7000 Capital Expense	-	-	-	-
121		A_B7200 Discontinued Operations	-	-	-	-
122		A_B7500 Other Non Operating Expenses	-	-	-	-
123		A_B7600 Internal Allocations & Sales	-	-	-	-
124		A_B7700 Funding Tranfers	-	-	-	-
125		Total_Expenses Expenses	-	-	-	-
126		Statement of Activities Net Result	-	-	-	-


	A	B	C	D	E	F	
1							
2	O_C2300: Human Resources Subdivision						
3	Board of Trustees Report						
4	O_C2300: Human Resources Subdivision						
5				FY18	FY19		
6	Fund Class - Source	Summary Level Natural Accounts	Budget	Actual through March	Budget	Variance FY18 Budget to FY19 Budget	
127	FC_B40 Restr Grants	A_B4000 Tuition & Educational Fees	-	-	-	-	
128		A_B4100 Sales of Goods & Services	-	-	-	-	
129		A_B4300 Grants & Contracts	-	-	-	-	
130		A_43501 Federal Appropriations	-	-	-	-	
131		A_B4400 Other Operating Revenue	-	-	-	-	
132		A_B5000 Non Operating Revenues	-	-	-	-	
133		A_B5100 Appropriations	-	-	-	-	
134		A_B5300 Gifts	-	-	-	-	
135		A_B5500 Investment Income	-	-	-	-	
136		A_B5600 Other Non Operating Revenues	-	-	-	-	
137			Total_Revenue Revenue	-	-	-	-
138			A_B6000 Salaries, Wages & Benefits	-	-	-	-
139			A_B6200 Services & Fees	-	-	-	-
140			A_B6300 Travel	-	-	-	-
141			A_B6400 Supplies	-	-	-	-
142			A_B6450 Utilities	-	-	-	-
143			A_B6500 Repairs & Maintenance	-	-	-	-
144			A_B6550 Rentals & Leases	-	-	-	-
145			A_B6575 Interest Expense	-	-	-	-
146			A_B6600 Claims & Judgements	-	-	-	-
147			A_B6650 Other Expense	-	-	-	-
148			A_B6700 Subcontracts	-	-	-	-
149			A_B6900 Depreciation & Amortization	-	-	-	-
150			A_B7000 Capital Expense	-	-	-	-
151			A_B7200 Discontinued Operations	-	-	-	-
152			A_B7500 Other Non Operating Expenses	-	-	-	-
153			A_B7600 Internal Allocations & Sales	-	-	-	-
154			A_B7700 Funding Tranfers	-	-	-	-
155			Total_Expenses Expenses	-	-	-	-
156			Statement of Activities Net Result	-	-	-	-
157		FC_B45 Restr Govt Funds	A_B4000 Tuition & Educational Fees	-	-	-	-
158			A_B4100 Sales of Goods & Services	-	-	-	-
159	A_B4300 Grants & Contracts		-	-	-	-	
160	A_43501 Federal Appropriations		-	-	-	-	
161	A_B4400 Other Operating Revenue		-	-	-	-	
162	A_B5000 Non Operating Revenues		-	-	-	-	
163	A_B5100 Appropriations		-	-	-	-	
164	A_B5300 Gifts		-	-	-	-	
165	A_B5500 Investment Income		-	-	-	-	
166	A_B5600 Other Non Operating Revenues		-	-	-	-	
167			Total_Revenue Revenue	-	-	-	-
168			A_B6000 Salaries, Wages & Benefits	-	-	-	-
169			A_B6200 Services & Fees	-	-	-	-
170			A_B6300 Travel	-	-	-	-
171			A_B6400 Supplies	-	-	-	-
172			A_B6450 Utilities	-	-	-	-
173			A_B6500 Repairs & Maintenance	-	-	-	-
174			A_B6550 Rentals & Leases	-	-	-	-
175			A_B6575 Interest Expense	-	-	-	-
176			A_B6600 Claims & Judgements	-	-	-	-
177			A_B6650 Other Expense	-	-	-	-
178			A_B6700 Subcontracts	-	-	-	-
179			A_B6900 Depreciation & Amortization	-	-	-	-
180			A_B7000 Capital Expense	-	-	-	-
181			A_B7200 Discontinued Operations	-	-	-	-
182			A_B7500 Other Non Operating Expenses	-	-	-	-
183			A_B7600 Internal Allocations & Sales	-	-	-	-
184			A_B7700 Funding Tranfers	-	-	-	-
185			Total_Expenses Expenses	-	-	-	-
186			Statement of Activities Net Result	-	-	-	-


	A	B	C	D	E	F	
1							
2	O_23001: Associate Vice President of Human Resources						
3	Board of Trustees Report						
4	O_23001: Associate Vice President of Human Resources						
5			FY18		FY19		
6	Fund Class - Source	Summary Level Natural Accounts	Budget	Actual through March	Budget	Variance FY18 Budget to FY19 Budget	
7	FC_105 Unrestricted Operating Class	A_B4000 Tuition & Educational Fees	-	30	-	-	
8		A_B4100 Sales of Goods & Services	-	-	-	-	
9		A_B4300 Grants & Contracts	-	-	-	-	
10		A_43501 Federal Appropriations	-	-	-	-	
11		A_B4400 Other Operating Revenue	-	-	-	-	
12		A_B5000 Non Operating Revenues	-	-	-	-	
13		A_B5100 Appropriations	-	-	-	-	
14		A_B5300 Gifts	-	-	-	-	
15		A_B5500 Investment Income	-	-	-	-	
16		A_B5600 Other Non Operating Revenues	-	-	-	-	
17			Total_Revenue Revenue	-	30	-	-
18			A_B6000 Salaries, Wages & Benefits	1,319,609	951,257	1,481,776	162,167
19			A_B6200 Services & Fees	13,437	19,328	61,880	48,443
20			A_B6300 Travel	2,800	1,681	5,000	2,200
21			A_B6400 Supplies	8,124	19,015	7,200	(924)
22			A_B6450 Utilities	-	-	-	-
23			A_B6500 Repairs & Maintenance	-	63	200	200
24			A_B6550 Rentals & Leases	-	-	-	-
25			A_B6575 Interest Expense	-	-	-	-
26			A_B6600 Claims & Judgements	-	-	-	-
27			A_B6650 Other Expense	33,126	10,514	29,050	(4,076)
28			A_B6700 Subcontracts	-	-	-	-
29			A_B6900 Depreciation & Amortization	-	-	-	-
30			A_B7000 Capital Expense	-	-	-	-
31			A_B7200 Discontinued Operations	-	-	-	-
32			A_B7500 Other Non Operating Expenses	-	-	-	-
33			A_B7600 Internal Allocations & Sales	-	22,473	29,500	29,500
34			A_B7700 Funding Tranfers	-	-	-	-
35			Total_Expenses Expenses	1,377,096	1,024,332	1,614,606	237,510
36			Statement of Activities Net Result	1,377,096	1,024,362	1,614,606	237,510
37		FC_B20 Designated Op	A_B4000 Tuition & Educational Fees	-	-	-	-
38			A_B4100 Sales of Goods & Services	-	-	-	-
39			A_B4300 Grants & Contracts	-	-	-	-
40			A_43501 Federal Appropriations	-	-	-	-
41			A_B4400 Other Operating Revenue	-	-	-	-
42			A_B5000 Non Operating Revenues	-	-	-	-
43	A_B5100 Appropriations		-	-	-	-	
44	A_B5300 Gifts		-	-	-	-	
45	A_B5500 Investment Income		-	-	-	-	
46	A_B5600 Other Non Operating Revenues		-	-	-	-	
47			Total_Revenue Revenue	-	-	-	-
48			A_B6000 Salaries, Wages & Benefits	-	-	-	-
49			A_B6200 Services & Fees	-	-	-	-
50			A_B6300 Travel	-	-	-	-
51			A_B6400 Supplies	-	-	-	-
52			A_B6450 Utilities	-	-	-	-
53			A_B6500 Repairs & Maintenance	-	-	-	-
54			A_B6550 Rentals & Leases	-	-	-	-
55			A_B6575 Interest Expense	-	-	-	-
56			A_B6600 Claims & Judgements	-	-	-	-
57			A_B6650 Other Expense	-	-	-	-
58			A_B6700 Subcontracts	-	-	-	-
59			A_B6900 Depreciation & Amortization	-	-	-	-
60			A_B7000 Capital Expense	-	-	-	-
61			A_B7200 Discontinued Operations	-	-	-	-
62			A_B7500 Other Non Operating Expenses	-	-	-	-
63			A_B7600 Internal Allocations & Sales	-	-	-	-
64			A_B7700 Funding Tranfers	-	-	-	-
65			Total_Expenses Expenses	-	-	-	-
66			Statement of Activities Net Result	-	-	-	-


	A	B	C	D	E	F
1						
2	O_23001: Associate Vice President of Human Resources					
3	Board of Trustees Report					
4	O_23001: Associate Vice President of Human Resources					
5			FY18		FY19	
6	Fund Class - Source	Summary Level Natural Accounts	Budget	Actual through March	Budget	Variance FY18 Budget to FY19 Budget
67		A_B4000 Tuition & Educational Fees	-	-	-	-
68		A_B4100 Sales of Goods & Services	-	-	-	-
69		A_B4300 Grants & Contracts	-	-	-	-
70		A_43501 Federal Appropriations	-	-	-	-
71		A_B4400 Other Operating Revenue	-	-	-	-
72		A_B5000 Non Operating Revenues	-	-	-	-
73		A_B5100 Appropriations	-	-	-	-
74		A_B5300 Gifts	-	-	-	-
75		A_B5500 Investment Income	-	-	-	-
76		A_B5600 Other Non Operating Revenues	-	-	-	-
77		Total_Revenue Revenue	-	-	-	-
78		A_B6000 Salaries, Wages & Benefits	-	-	-	-
79		A_B6200 Services & Fees	-	-	-	-
80		A_B6300 Travel	-	-	-	-
81	FC_B30 Restr	A_B6400 Supplies	-	-	-	-
82	Expendable Op	A_B6450 Utilities	-	-	-	-
83		A_B6500 Repairs & Maintenance	-	-	-	-
84		A_B6550 Rentals & Leases	-	-	-	-
85		A_B6575 Interest Expense	-	-	-	-
86		A_B6600 Claims & Judgements	-	-	-	-
87		A_B6650 Other Expense	-	-	-	-
88		A_B6700 Subcontracts	-	-	-	-
89		A_B6900 Depreciation & Amortization	-	-	-	-
90		A_B7000 Capital Expense	-	-	-	-
91		A_B7200 Discontinued Operations	-	-	-	-
92		A_B7500 Other Non Operating Expenses	-	-	-	-
93		A_B7600 Internal Allocations & Sales	-	-	-	-
94		A_B7700 Funding Tranfers	-	-	-	-
95		Total_Expenses Expenses	-	-	-	-
96		Statement of Activities Net Result	-	-	-	-
97		A_B4000 Tuition & Educational Fees	-	-	-	-
98		A_B4100 Sales of Goods & Services	-	-	-	-
99		A_B4300 Grants & Contracts	-	-	-	-
100		A_43501 Federal Appropriations	-	-	-	-
101		A_B4400 Other Operating Revenue	-	-	-	-
102		A_B5000 Non Operating Revenues	-	-	-	-
103		A_B5100 Appropriations	-	-	-	-
104		A_B5300 Gifts	-	-	-	-
105		A_B5500 Investment Income	-	-	-	-
106		A_B5600 Other Non Operating Revenues	-	-	-	-
107		Total_Revenue Revenue	-	-	-	-
108		A_B6000 Salaries, Wages & Benefits	-	-	-	-
109		A_B6200 Services & Fees	-	-	-	-
110		A_B6300 Travel	-	-	-	-
111	FC_B35 Restr	A_B6400 Supplies	-	-	-	-
112	Expendable	A_B6450 Utilities	-	-	-	-
113	Non Op	A_B6500 Repairs & Maintenance	-	-	-	-
114		A_B6550 Rentals & Leases	-	-	-	-
115		A_B6575 Interest Expense	-	-	-	-
116		A_B6600 Claims & Judgements	-	-	-	-
117		A_B6650 Other Expense	-	-	-	-
118		A_B6700 Subcontracts	-	-	-	-
119		A_B6900 Depreciation & Amortization	-	-	-	-
120		A_B7000 Capital Expense	-	-	-	-
121		A_B7200 Discontinued Operations	-	-	-	-
122		A_B7500 Other Non Operating Expenses	-	-	-	-
123		A_B7600 Internal Allocations & Sales	-	-	-	-
124		A_B7700 Funding Tranfers	-	-	-	-
125		Total_Expenses Expenses	-	-	-	-
126		Statement of Activities Net Result	-	-	-	-


	A	B	C	D	E	F
1						
2	O_23001: Associate Vice President of Human Resources					
3	Board of Trustees Report					
4	O_23001: Associate Vice President of Human Resources					
5			FY18		FY19	
6	Fund Class - Source	Summary Level Natural Accounts	Budget	Actual through March	Budget	Variance FY18 Budget to FY19 Budget
127		A_B4000 Tuition & Educational Fees	-	-	-	-
128		A_B4100 Sales of Goods & Services	-	-	-	-
129		A_B4300 Grants & Contracts	-	-	-	-
130		A_43501 Federal Appropriations	-	-	-	-
131		A_B4400 Other Operating Revenue	-	-	-	-
132		A_B5000 Non Operating Revenues	-	-	-	-
133		A_B5100 Appropriations	-	-	-	-
134		A_B5300 Gifts	-	-	-	-
135		A_B5500 Investment Income	-	-	-	-
136		A_B5600 Other Non Operating Revenues	-	-	-	-
137		Total_Revenue Revenue	-	-	-	-
138		A_B6000 Salaries, Wages & Benefits	-	-	-	-
139		A_B6200 Services & Fees	-	-	-	-
140		A_B6300 Travel	-	-	-	-
141	FC_B40 Restr	A_B6400 Supplies	-	-	-	-
142	Grants	A_B6450 Utilities	-	-	-	-
143		A_B6500 Repairs & Maintenance	-	-	-	-
144		A_B6550 Rentals & Leases	-	-	-	-
145		A_B6575 Interest Expense	-	-	-	-
146		A_B6600 Claims & Judgements	-	-	-	-
147		A_B6650 Other Expense	-	-	-	-
148		A_B6700 Subcontracts	-	-	-	-
149		A_B6900 Depreciation & Amortization	-	-	-	-
150		A_B7000 Capital Expense	-	-	-	-
151		A_B7200 Discontinued Operations	-	-	-	-
152		A_B7500 Other Non Operating Expenses	-	-	-	-
153		A_B7600 Internal Allocations & Sales	-	-	-	-
154		A_B7700 Funding Tranfers	-	-	-	-
155		Total_Expenses Expenses	-	-	-	-
156		Statement of Activities Net Result	-	-	-	-
157		A_B4000 Tuition & Educational Fees	-	-	-	-
158		A_B4100 Sales of Goods & Services	-	-	-	-
159		A_B4300 Grants & Contracts	-	-	-	-
160		A_43501 Federal Appropriations	-	-	-	-
161		A_B4400 Other Operating Revenue	-	-	-	-
162		A_B5000 Non Operating Revenues	-	-	-	-
163		A_B5100 Appropriations	-	-	-	-
164		A_B5300 Gifts	-	-	-	-
165		A_B5500 Investment Income	-	-	-	-
166		A_B5600 Other Non Operating Revenues	-	-	-	-
167		Total_Revenue Revenue	-	-	-	-
168		A_B6000 Salaries, Wages & Benefits	-	-	-	-
169		A_B6200 Services & Fees	-	-	-	-
170		A_B6300 Travel	-	-	-	-
171	FC_B45 Restr	A_B6400 Supplies	-	-	-	-
172	Govt Funds	A_B6450 Utilities	-	-	-	-
173		A_B6500 Repairs & Maintenance	-	-	-	-
174		A_B6550 Rentals & Leases	-	-	-	-
175		A_B6575 Interest Expense	-	-	-	-
176		A_B6600 Claims & Judgements	-	-	-	-
177		A_B6650 Other Expense	-	-	-	-
178		A_B6700 Subcontracts	-	-	-	-
179		A_B6900 Depreciation & Amortization	-	-	-	-
180		A_B7000 Capital Expense	-	-	-	-
181		A_B7200 Discontinued Operations	-	-	-	-
182		A_B7500 Other Non Operating Expenses	-	-	-	-
183		A_B7600 Internal Allocations & Sales	-	-	-	-
184		A_B7700 Funding Tranfers	-	-	-	-
185		Total_Expenses Expenses	-	-	-	-
186		Statement of Activities Net Result	-	-	-	-


	A	B	C	D	E	F	
1							
2	O_C2400: Auxiliary Services Subdivision						
3	Board of Trustees Report						
4	O_C2400: Auxiliary Services Subdivision						
5			FY18		FY19		
6	Fund Class - Source	Summary Level Natural Accounts	Budget	Actual through March	Budget	Variance FY18 Budget to FY19 Budget	
7	FC_105 Unrestricted Operating Class	A_B4000 Tuition & Educational Fees	(1,067,000)	(1,073,516)	(1,077,000)	(10,000)	
8		A_B4100 Sales of Goods & Services	(9,261,991)	(5,779,583)	(8,307,532)	954,459	
9		A_B4300 Grants & Contracts	-	-	-	-	
10		A_43501 Federal Appropriations	-	-	-	-	
11		A_B4400 Other Operating Revenue	5,332,231	(660,808)	(361,700)	(5,693,931)	
12		A_B5000 Non Operating Revenues	-	-	(121,000)	(121,000)	
13		A_B5100 Appropriations	-	-	-	-	
14		A_B5300 Gifts	-	-	-	-	
15		A_B5500 Investment Income	-	-	-	-	
16		A_B5600 Other Non Operating Revenues	(86,605)	(247,195)	(500)	86,105	
17			Total_Revenue Revenue	(5,083,365)	(7,761,101)	(9,867,732)	(4,784,367)
18			A_B6000 Salaries, Wages & Benefits	3,642,620	2,310,930	3,562,100	(80,519)
19			A_B6200 Services & Fees	517,663	154,137	154,277	(363,386)
20			A_B6300 Travel	20,575	79,994	33,250	12,675
21			A_B6400 Supplies	1,303,020	4,512,791	5,458,963	4,155,943
22			A_B6450 Utilities	8,500	4,431	4,250	(4,250)
23			A_B6500 Repairs & Maintenance	101,850	237,248	433,300	331,450
24			A_B6550 Rentals & Leases	729,515	298,724	408,077	(321,438)
25			A_B6575 Interest Expense	4,807	598	4,797	(10)
26			A_B6600 Claims & Judgements	-	-	-	-
27			A_B6650 Other Expense	188,158	600,040	697,023	508,865
28			A_B6700 Subcontracts	-	221	-	-
29			A_B6900 Depreciation & Amortization	9,339	6,687	5,716	(3,623)
30			A_B7000 Capital Expense	-	10,610	29,146	29,146
31			A_B7200 Discontinued Operations	-	-	-	-
32			A_B7500 Other Non Operating Expenses	188,229	3,570	-	(188,229)
33			A_B7600 Internal Allocations & Sales	(1,328,530)	(1,269,999)	(1,458,056)	(129,526)
34			A_B7700 Funding Tranfers	(350,907)	140,000	707,875	1,058,782
35			Total_Expenses Expenses	5,034,840	7,089,982	10,040,718	5,005,879
36			Statement of Activities Net Result	(48,525)	(671,118)	172,986	221,512
37		FC_B20 Designated Op	A_B4000 Tuition & Educational Fees	-	45	-	-
38			A_B4100 Sales of Goods & Services	-	-	-	-
39			A_B4300 Grants & Contracts	-	-	-	-
40			A_43501 Federal Appropriations	-	-	-	-
41			A_B4400 Other Operating Revenue	-	-	-	-
42			A_B5000 Non Operating Revenues	-	-	-	-
43	A_B5100 Appropriations		-	-	-	-	
44	A_B5300 Gifts		-	-	-	-	
45	A_B5500 Investment Income		-	-	-	-	
46	A_B5600 Other Non Operating Revenues		(374,601)	-	-	374,601	
47			Total_Revenue Revenue	(374,601)	45	-	374,601
48			A_B6000 Salaries, Wages & Benefits	207,698	442,817	207,698	0
49			A_B6200 Services & Fees	30,735	18,063	13,500	(17,235)
50			A_B6300 Travel	12,500	8,262	13,000	500
51			A_B6400 Supplies	100,074	12,540	50,220	(49,854)
52			A_B6450 Utilities	228	633	-	(228)
53			A_B6500 Repairs & Maintenance	-	16,750	271,600	271,600
54			A_B6550 Rentals & Leases	715	61	1,500	785
55			A_B6575 Interest Expense	-	-	-	-
56			A_B6600 Claims & Judgements	-	-	-	-
57			A_B6650 Other Expense	3,084	94,684	98,000	94,916
58			A_B6700 Subcontracts	-	-	-	-
59			A_B6900 Depreciation & Amortization	-	-	-	-
60			A_B7000 Capital Expense	-	-	-	-
61			A_B7200 Discontinued Operations	-	-	-	-
62			A_B7500 Other Non Operating Expenses	-	-	-	-
63			A_B7600 Internal Allocations & Sales	-	(186,862)	(330,700)	(330,700)
64			A_B7700 Funding Tranfers	19,567	-	(89,348)	(108,915)
65			Total_Expenses Expenses	374,601	406,948	235,470	(139,131)
66			Statement of Activities Net Result	-	406,993	235,470	235,470


	A	B	C	D	E	F
1						
2	O_C2400: Auxiliary Services Subdivision					
3	Board of Trustees Report					
4	O_C2400: Auxiliary Services Subdivision					
5			FY18		FY19	
6	Fund Class - Source	Summary Level Natural Accounts	Budget	Actual through March	Budget	Variance FY18 Budget to FY19 Budget
67		A_B4000 Tuition & Educational Fees	-	-	-	-
68		A_B4100 Sales of Goods & Services	-	-	-	-
69		A_B4300 Grants & Contracts	-	-	-	-
70		A_43501 Federal Appropriations	-	-	-	-
71		A_B4400 Other Operating Revenue	-	-	-	-
72		A_B5000 Non Operating Revenues	-	-	-	-
73		A_B5100 Appropriations	-	-	-	-
74		A_B5300 Gifts	-	-	-	-
75		A_B5500 Investment Income	-	-	-	-
76		A_B5600 Other Non Operating Revenues	-	-	-	-
77		Total Revenue Revenue	-	-	-	-
78		A_B6000 Salaries, Wages & Benefits	-	-	-	-
79		A_B6200 Services & Fees	-	-	-	-
80		A_B6300 Travel	-	-	-	-
81	FC_B30 Restr	A_B6400 Supplies	-	-	-	-
82	Expendable Op	A_B6450 Utilities	-	-	-	-
83		A_B6500 Repairs & Maintenance	-	-	-	-
84		A_B6550 Rentals & Leases	-	-	-	-
85		A_B6575 Interest Expense	-	-	-	-
86		A_B6600 Claims & Judgements	-	-	-	-
87		A_B6650 Other Expense	-	-	-	-
88		A_B6700 Subcontracts	-	-	-	-
89		A_B6900 Depreciation & Amortization	-	-	-	-
90		A_B7000 Capital Expense	-	-	-	-
91		A_B7200 Discontinued Operations	-	-	-	-
92		A_B7500 Other Non Operating Expenses	-	-	-	-
93		A_B7600 Internal Allocations & Sales	-	-	-	-
94		A_B7700 Funding Tranfers	-	-	-	-
95		Total Expenses Expenses	-	-	-	-
96		Statement of Activities Net Result	-	-	-	-
97		A_B4000 Tuition & Educational Fees	-	-	-	-
98		A_B4100 Sales of Goods & Services	-	-	-	-
99		A_B4300 Grants & Contracts	-	-	-	-
100		A_43501 Federal Appropriations	-	-	-	-
101		A_B4400 Other Operating Revenue	-	-	-	-
102		A_B5000 Non Operating Revenues	-	-	-	-
103		A_B5100 Appropriations	-	-	-	-
104		A_B5300 Gifts	-	-	-	-
105		A_B5500 Investment Income	-	-	-	-
106		A_B5600 Other Non Operating Revenues	-	-	-	-
107		Total Revenue Revenue	-	-	-	-
108		A_B6000 Salaries, Wages & Benefits	-	-	-	-
109		A_B6200 Services & Fees	-	-	-	-
110		A_B6300 Travel	-	-	-	-
111	FC_B35 Restr	A_B6400 Supplies	-	-	-	-
112	Expendable Non Op	A_B6450 Utilities	-	-	-	-
113		A_B6500 Repairs & Maintenance	-	-	-	-
114		A_B6550 Rentals & Leases	-	-	-	-
115		A_B6575 Interest Expense	-	-	-	-
116		A_B6600 Claims & Judgements	-	-	-	-
117		A_B6650 Other Expense	-	-	-	-
118		A_B6700 Subcontracts	-	-	-	-
119		A_B6900 Depreciation & Amortization	-	-	-	-
120		A_B7000 Capital Expense	-	-	-	-
121		A_B7200 Discontinued Operations	-	-	-	-
122		A_B7500 Other Non Operating Expenses	-	-	-	-
123		A_B7600 Internal Allocations & Sales	-	-	-	-
124		A_B7700 Funding Tranfers	-	-	-	-
125		Total Expenses Expenses	-	-	-	-
126		Statement of Activities Net Result	-	-	-	-


	A	B	C	D	E	F	
1							
2	O_C2400: Auxiliary Services Subdivision						
3	Board of Trustees Report						
4	O_C2400: Auxiliary Services Subdivision						
5				FY18	FY19		
6	Fund Class - Source	Summary Level Natural Accounts	Budget	Actual through March	Budget	Variance FY18 Budget to FY19 Budget	
127		A_B4000 Tuition & Educational Fees	-	-	64,962	64,962	
128		A_B4100 Sales of Goods & Services	-	-	-	-	
129		A_B4300 Grants & Contracts	-	(674,265)	(2,859,868)	(2,859,868)	
130		A_43501 Federal Appropriations	-	-	-	-	
131		A_B4400 Other Operating Revenue	-	-	-	-	
132		A_B5000 Non Operating Revenues	-	-	-	-	
133		A_B5100 Appropriations	-	-	-	-	
134		A_B5300 Gifts	-	-	-	-	
135		A_B5500 Investment Income	-	-	-	-	
136		A_B5600 Other Non Operating Revenues	-	-	487,211	487,211	
137		Total_Revenue Revenue	-	(674,265)	(2,307,696)	(2,307,696)	
138		A_B6000 Salaries, Wages & Benefits	-	646,895	572,170	572,170	
139		A_B6200 Services & Fees	-	4,215	202,683	202,683	
140		A_B6300 Travel	-	3,106	129,118	129,118	
141	FC_B40 Restr Grants	A_B6400 Supplies	-	19,469	247,596	247,596	
142		A_B6450 Utilities	-	-	-	-	
143		A_B6500 Repairs & Maintenance	-	122,689	-	-	
144		A_B6550 Rentals & Leases	-	-	638,913	638,913	
145		A_B6575 Interest Expense	-	-	-	-	
146		A_B6600 Claims & Judgements	-	-	-	-	
147		A_B6650 Other Expense	-	73,411	-	-	
148		A_B6700 Subcontracts	-	-	-	-	
149		A_B6900 Depreciation & Amortization	-	-	-	-	
150		A_B7000 Capital Expense	-	-	-	-	
151		A_B7200 Discontinued Operations	-	-	-	-	
152		A_B7500 Other Non Operating Expenses	-	-	(1,203)	(1,203)	
153		A_B7600 Internal Allocations & Sales	-	-	-	-	
154		A_B7700 Funding Tranfers	-	-	-	-	
155		Total_Expenses Expenses	-	869,786	1,789,277	1,789,277	
156		Statement of Activities Net Result	-	195,520	(518,418)	(518,418)	
157		A_B4000 Tuition & Educational Fees	-	-	-	-	
158		A_B4100 Sales of Goods & Services	-	-	-	-	
159		A_B4300 Grants & Contracts	-	-	-	-	
160		A_43501 Federal Appropriations	-	-	-	-	
161		A_B4400 Other Operating Revenue	-	-	-	-	
162		A_B5000 Non Operating Revenues	-	-	-	-	
163		A_B5100 Appropriations	-	-	-	-	
164		A_B5300 Gifts	-	-	-	-	
165		A_B5500 Investment Income	-	-	-	-	
166		A_B5600 Other Non Operating Revenues	-	-	-	-	
167		Total_Revenue Revenue	-	-	-	-	
168		A_B6000 Salaries, Wages & Benefits	-	-	-	-	
169		A_B6200 Services & Fees	-	-	-	-	
170		A_B6300 Travel	-	-	-	-	
171	FC_B45 Restr Govt Funds	A_B6400 Supplies	-	-	-	-	
172		A_B6450 Utilities	-	-	-	-	
173		A_B6500 Repairs & Maintenance	-	-	-	-	
174		A_B6550 Rentals & Leases	-	-	-	-	
175		A_B6575 Interest Expense	-	-	-	-	
176		A_B6600 Claims & Judgements	-	-	-	-	
177		A_B6650 Other Expense	-	-	-	-	
178		A_B6700 Subcontracts	-	-	-	-	
179		A_B6900 Depreciation & Amortization	-	-	-	-	
180		A_B7000 Capital Expense	-	-	-	-	
181		A_B7200 Discontinued Operations	-	-	-	-	
182		A_B7500 Other Non Operating Expenses	-	-	-	-	
183		A_B7600 Internal Allocations & Sales	-	-	-	-	
184		A_B7700 Funding Tranfers	-	-	-	-	
185			Total_Expenses Expenses	-	-	-	-
186			Statement of Activities Net Result	-	-	-	-


	A	B	C	D	E	F	
1							
2	O_24001: Auxiliary Services Directors Office						
3	Board of Trustees Report						
4	O_24001: Auxiliary Services Directors Office						
5			FY18		FY19		
6	Fund Class - Source	Summary Level Natural Accounts	Budget	Actual through March	Budget	Variance FY18 Budget to FY19 Budget	
7	FC_105 Unrestricted Operating Class	A_B4000 Tuition & Educational Fees	-	-	-	-	
8		A_B4100 Sales of Goods & Services	-	-	-	-	
9		A_B4300 Grants & Contracts	-	-	-	-	
10		A_43501 Federal Appropriations	-	-	-	-	
11		A_B4400 Other Operating Revenue	(159,000)	(143,991)	(160,000)	(1,000)	
12		A_B5000 Non Operating Revenues	-	-	-	-	
13		A_B5100 Appropriations	-	-	-	-	
14		A_B5300 Gifts	-	-	-	-	
15		A_B5500 Investment Income	-	-	-	-	
16		A_B5600 Other Non Operating Revenues	(9,685)	-	(500)	9,185	
17		Total_Revenue Revenue	(168,685)	(143,991)	(160,500)	8,185	
18		A_B6000 Salaries, Wages & Benefits	221,386	166,163	221,905	519	
19		A_B6200 Services & Fees	17,895	21,540	12,000	(5,895)	
20		A_B6300 Travel	2,000	494	2,500	500	
21		A_B6400 Supplies	9,620	1,982	6,950	(2,670)	
22		A_B6450 Utilities	-	-	-	-	
23		A_B6500 Repairs & Maintenance	-	-	-	-	
24		A_B6550 Rentals & Leases	-	-	-	-	
25		A_B6575 Interest Expense	-	-	-	-	
26		A_B6600 Claims & Judgements	-	-	-	-	
27		A_B6650 Other Expense	2,200	715	2,320	120	
28		A_B6700 Subcontracts	-	-	-	-	
29		A_B6900 Depreciation & Amortization	-	-	-	-	
30		A_B7000 Capital Expense	-	-	-	-	
31		A_B7200 Discontinued Operations	-	-	-	-	
32		A_B7500 Other Non Operating Expenses	-	-	-	-	
33		A_B7600 Internal Allocations & Sales	(245,690)	(135,611)	(92,831)	152,859	
34		A_B7700 Funding Trfers	-	-	-	-	
35		Total_Expenses Expenses	7,411	55,283	152,844	145,433	
36		Statement of Activities Net Result	(161,274)	(88,708)	(7,656)	153,618	
37		FC_B20 Designated Op	A_B4000 Tuition & Educational Fees	-	45	-	-
38			A_B4100 Sales of Goods & Services	-	-	-	-
39			A_B4300 Grants & Contracts	-	-	-	-
40			A_43501 Federal Appropriations	-	-	-	-
41			A_B4400 Other Operating Revenue	-	-	-	-
42			A_B5000 Non Operating Revenues	-	-	-	-
43	A_B5100 Appropriations		-	-	-	-	
44	A_B5300 Gifts		-	-	-	-	
45	A_B5500 Investment Income		-	-	-	-	
46	A_B5600 Other Non Operating Revenues		(374,601)	-	-	374,601	
47	Total_Revenue Revenue		(374,601)	45	-	374,601	
48	A_B6000 Salaries, Wages & Benefits		207,698	155,774	207,698	0	
49	A_B6200 Services & Fees		30,735	18,025	13,500	(17,235)	
50	A_B6300 Travel		12,500	7,580	13,000	500	
51	A_B6400 Supplies		100,074	11,979	50,220	(49,854)	
52	A_B6450 Utilities		228	633	-	(228)	
53	A_B6500 Repairs & Maintenance		-	768	271,600	271,600	
54	A_B6550 Rentals & Leases		715	61	1,500	785	
55	A_B6575 Interest Expense		-	-	-	-	
56	A_B6600 Claims & Judgements		-	-	-	-	
57	A_B6650 Other Expense		3,084	61,759	98,000	94,916	
58	A_B6700 Subcontracts		-	-	-	-	
59	A_B6900 Depreciation & Amortization		-	-	-	-	
60	A_B7000 Capital Expense		-	-	-	-	
61	A_B7200 Discontinued Operations		-	-	-	-	
62	A_B7500 Other Non Operating Expenses		-	-	-	-	
63	A_B7600 Internal Allocations & Sales		-	(186,862)	(330,700)	(330,700)	
64	A_B7700 Funding Trfers		19,567	-	(89,348)	(108,915)	
65	Total_Expenses Expenses		374,601	69,718	235,470	(139,131)	
66	Statement of Activities Net Result		-	69,763	235,470	235,470	


	A	B	C	D	E	F
1						
2	O_24001: Auxiliary Services Directors Office					
3	Board of Trustees Report					
4	O_24001: Auxiliary Services Directors Office					
5			FY18		FY19	
6	Fund Class - Source	Summary Level Natural Accounts	Budget	Actual through March	Budget	Variance FY18 Budget to FY19 Budget
67		A_B4000 Tuition & Educational Fees	-	-	-	-
68		A_B4100 Sales of Goods & Services	-	-	-	-
69		A_B4300 Grants & Contracts	-	-	-	-
70		A_43501 Federal Appropriations	-	-	-	-
71		A_B4400 Other Operating Revenue	-	-	-	-
72		A_B5000 Non Operating Revenues	-	-	-	-
73		A_B5100 Appropriations	-	-	-	-
74		A_B5300 Gifts	-	-	-	-
75		A_B5500 Investment Income	-	-	-	-
76		A_B5600 Other Non Operating Revenues	-	-	-	-
77		Total_Revenue Revenue	-	-	-	-
78		A_B6000 Salaries, Wages & Benefits	-	-	-	-
79		A_B6200 Services & Fees	-	-	-	-
80		A_B6300 Travel	-	-	-	-
81	FC_B30 Restr	A_B6400 Supplies	-	-	-	-
82	Expendable Op	A_B6450 Utilities	-	-	-	-
83		A_B6500 Repairs & Maintenance	-	-	-	-
84		A_B6550 Rentals & Leases	-	-	-	-
85		A_B6575 Interest Expense	-	-	-	-
86		A_B6600 Claims & Judgements	-	-	-	-
87		A_B6650 Other Expense	-	-	-	-
88		A_B6700 Subcontracts	-	-	-	-
89		A_B6900 Depreciation & Amortization	-	-	-	-
90		A_B7000 Capital Expense	-	-	-	-
91		A_B7200 Discontinued Operations	-	-	-	-
92		A_B7500 Other Non Operating Expenses	-	-	-	-
93		A_B7600 Internal Allocations & Sales	-	-	-	-
94		A_B7700 Funding Tranfers	-	-	-	-
95		Total_Expenses Expenses	-	-	-	-
96		Statement of Activities Net Result	-	-	-	-
97		A_B4000 Tuition & Educational Fees	-	-	-	-
98		A_B4100 Sales of Goods & Services	-	-	-	-
99		A_B4300 Grants & Contracts	-	-	-	-
100		A_43501 Federal Appropriations	-	-	-	-
101		A_B4400 Other Operating Revenue	-	-	-	-
102		A_B5000 Non Operating Revenues	-	-	-	-
103		A_B5100 Appropriations	-	-	-	-
104		A_B5300 Gifts	-	-	-	-
105		A_B5500 Investment Income	-	-	-	-
106		A_B5600 Other Non Operating Revenues	-	-	-	-
107		Total_Revenue Revenue	-	-	-	-
108		A_B6000 Salaries, Wages & Benefits	-	-	-	-
109		A_B6200 Services & Fees	-	-	-	-
110		A_B6300 Travel	-	-	-	-
111	FC_B35 Restr	A_B6400 Supplies	-	-	-	-
112	Expendable	A_B6450 Utilities	-	-	-	-
113	Non Op	A_B6500 Repairs & Maintenance	-	-	-	-
114		A_B6550 Rentals & Leases	-	-	-	-
115		A_B6575 Interest Expense	-	-	-	-
116		A_B6600 Claims & Judgements	-	-	-	-
117		A_B6650 Other Expense	-	-	-	-
118		A_B6700 Subcontracts	-	-	-	-
119		A_B6900 Depreciation & Amortization	-	-	-	-
120		A_B7000 Capital Expense	-	-	-	-
121		A_B7200 Discontinued Operations	-	-	-	-
122		A_B7500 Other Non Operating Expenses	-	-	-	-
123		A_B7600 Internal Allocations & Sales	-	-	-	-
124		A_B7700 Funding Tranfers	-	-	-	-
125		Total_Expenses Expenses	-	-	-	-
126		Statement of Activities Net Result	-	-	-	-

	A	B	C	D	E	F
1						
2	O_24001: Auxiliary Services Directors Office					
3	Board of Trustees Report					
4	O_24001: Auxiliary Services Directors Office					
5			FY18		FY19	
6	Fund Class - Source	Summary Level Natural Accounts	Budget	Actual through March	Budget	Variance FY18 Budget to FY19 Budget
127		A_B4000 Tuition & Educational Fees	-	-	-	-
128		A_B4100 Sales of Goods & Services	-	-	-	-
129		A_B4300 Grants & Contracts	-	(4,507)	-	-
130		A_43501 Federal Appropriations	-	-	-	-
131		A_B4400 Other Operating Revenue	-	-	-	-
132		A_B5000 Non Operating Revenues	-	-	-	-
133		A_B5100 Appropriations	-	-	-	-
134		A_B5300 Gifts	-	-	-	-
135		A_B5500 Investment Income	-	-	-	-
136		A_B5600 Other Non Operating Revenues	-	-	-	-
137		Total_Revenue Revenue	-	(4,507)	-	-
138		A_B6000 Salaries, Wages & Benefits	-	-	-	-
139		A_B6200 Services & Fees	-	-	-	-
140		A_B6300 Travel	-	-	-	-
141	FC_B40 Restr	A_B6400 Supplies	-	-	-	-
142	Grants	A_B6450 Utilities	-	-	-	-
143		A_B6500 Repairs & Maintenance	-	-	-	-
144		A_B6550 Rentals & Leases	-	-	-	-
145		A_B6575 Interest Expense	-	-	-	-
146		A_B6600 Claims & Judgements	-	-	-	-
147		A_B6650 Other Expense	-	-	-	-
148		A_B6700 Subcontracts	-	-	-	-
149		A_B6900 Depreciation & Amortization	-	-	-	-
150		A_B7000 Capital Expense	-	-	-	-
151		A_B7200 Discontinued Operations	-	-	-	-
152		A_B7500 Other Non Operating Expenses	-	-	-	-
153		A_B7600 Internal Allocations & Sales	-	-	-	-
154		A_B7700 Funding Tranfers	-	-	-	-
155		Total_Expenses Expenses	-	-	-	-
156		Statement of Activities Net Result	-	(4,507)	-	-
157		A_B4000 Tuition & Educational Fees	-	-	-	-
158		A_B4100 Sales of Goods & Services	-	-	-	-
159		A_B4300 Grants & Contracts	-	-	-	-
160		A_43501 Federal Appropriations	-	-	-	-
161		A_B4400 Other Operating Revenue	-	-	-	-
162		A_B5000 Non Operating Revenues	-	-	-	-
163		A_B5100 Appropriations	-	-	-	-
164		A_B5300 Gifts	-	-	-	-
165		A_B5500 Investment Income	-	-	-	-
166		A_B5600 Other Non Operating Revenues	-	-	-	-
167		Total_Revenue Revenue	-	-	-	-
168		A_B6000 Salaries, Wages & Benefits	-	-	-	-
169		A_B6200 Services & Fees	-	-	-	-
170		A_B6300 Travel	-	-	-	-
171	FC_B45 Restr	A_B6400 Supplies	-	-	-	-
172	Govt Funds	A_B6450 Utilities	-	-	-	-
173		A_B6500 Repairs & Maintenance	-	-	-	-
174		A_B6550 Rentals & Leases	-	-	-	-
175		A_B6575 Interest Expense	-	-	-	-
176		A_B6600 Claims & Judgements	-	-	-	-
177		A_B6650 Other Expense	-	-	-	-
178		A_B6700 Subcontracts	-	-	-	-
179		A_B6900 Depreciation & Amortization	-	-	-	-
180		A_B7000 Capital Expense	-	-	-	-
181		A_B7200 Discontinued Operations	-	-	-	-
182		A_B7500 Other Non Operating Expenses	-	-	-	-
183		A_B7600 Internal Allocations & Sales	-	-	-	-
184		A_B7700 Funding Tranfers	-	-	-	-
185		Total_Expenses Expenses	-	-	-	-
186		Statement of Activities Net Result	-	-	-	-


	A	B	C	D	E	F	
1							
2	O_24002: University Store						
3	Board of Trustees Report						
4	O_24002: University Store						
5			FY18		FY19		
6	Fund Class - Source	Summary Level Natural Accounts	Budget	Actual through March	Budget	Variance FY18 Budget to FY19 Budget	
7	FC_105 Unrestricted Operating Class	A_B4000 Tuition & Educational Fees	-	-	-	-	
8		A_B4100 Sales of Goods & Services	(6,802,200)	(4,526,282)	(6,140,740)	661,460	
9		A_B4300 Grants & Contracts	-	-	-	-	
10		A_43501 Federal Appropriations	-	-	-	-	
11		A_B4400 Other Operating Revenue	5,359,168	(20,415)	(46,700)	(5,405,868)	
12		A_B5000 Non Operating Revenues	-	-	-	-	
13		A_B5100 Appropriations	-	-	-	-	
14		A_B5300 Gifts	-	-	-	-	
15		A_B5500 Investment Income	-	-	-	-	
16		A_B5600 Other Non Operating Revenues	-	(247,195)	-	-	
17			Total_Revenue Revenue	(1,443,032)	(4,793,892)	(6,187,440)	(4,744,408)
18			A_B6000 Salaries, Wages & Benefits	992,725	647,370	928,976	(63,749)
19			A_B6200 Services & Fees	148,864	36,071	1,600	(147,264)
20			A_B6300 Travel	9,000	7,215	9,000	-
21			A_B6400 Supplies	109,000	4,025,389	4,604,500	4,495,500
22			A_B6450 Utilities	-	-	-	-
23			A_B6500 Repairs & Maintenance	12,000	-	12,000	-
24			A_B6550 Rentals & Leases	135,763	-	-	(135,763)
25			A_B6575 Interest Expense	4,000	-	4,000	-
26			A_B6600 Claims & Judgements	-	-	-	-
27			A_B6650 Other Expense	95,000	85,359	206,000	111,000
28			A_B6700 Subcontracts	-	-	-	-
29			A_B6900 Depreciation & Amortization	6,823	-	3,200	(3,623)
30			A_B7000 Capital Expense	-	-	-	-
31			A_B7200 Discontinued Operations	-	-	-	-
32			A_B7500 Other Non Operating Expenses	188,229	704	-	(188,229)
33			A_B7600 Internal Allocations & Sales	230,000	109,327	207,428	(22,572)
34			A_B7700 Funding Tranfers	(488,372)	-	189,154	677,526
35			Total_Expenses Expenses	1,443,032	4,911,437	6,165,858	4,722,826
36			Statement of Activities Net Result	-	117,545	(21,582)	(21,582)
37		FC_B20 Designated Op	A_B4000 Tuition & Educational Fees	-	-	-	-
38			A_B4100 Sales of Goods & Services	-	-	-	-
39			A_B4300 Grants & Contracts	-	-	-	-
40			A_43501 Federal Appropriations	-	-	-	-
41			A_B4400 Other Operating Revenue	-	-	-	-
42			A_B5000 Non Operating Revenues	-	-	-	-
43	A_B5100 Appropriations		-	-	-	-	
44	A_B5300 Gifts		-	-	-	-	
45	A_B5500 Investment Income		-	-	-	-	
46	A_B5600 Other Non Operating Revenues		-	-	-	-	
47			Total_Revenue Revenue	-	-	-	-
48			A_B6000 Salaries, Wages & Benefits	-	-	-	-
49			A_B6200 Services & Fees	-	-	-	-
50			A_B6300 Travel	-	-	-	-
51			A_B6400 Supplies	-	-	-	-
52			A_B6450 Utilities	-	-	-	-
53			A_B6500 Repairs & Maintenance	-	-	-	-
54			A_B6550 Rentals & Leases	-	-	-	-
55			A_B6575 Interest Expense	-	-	-	-
56			A_B6600 Claims & Judgements	-	-	-	-
57			A_B6650 Other Expense	-	-	-	-
58			A_B6700 Subcontracts	-	-	-	-
59			A_B6900 Depreciation & Amortization	-	-	-	-
60			A_B7000 Capital Expense	-	-	-	-
61			A_B7200 Discontinued Operations	-	-	-	-
62			A_B7500 Other Non Operating Expenses	-	-	-	-
63			A_B7600 Internal Allocations & Sales	-	-	-	-
64			A_B7700 Funding Tranfers	-	-	-	-
65			Total_Expenses Expenses	-	-	-	-
66			Statement of Activities Net Result	-	-	-	-


	A	B	C	D	E	F
1						
2	O_24002: University Store					
3	Board of Trustees Report					
4	O_24002: University Store					
5			FY18		FY19	
6	Fund Class - Source	Summary Level Natural Accounts	Budget	Actual through March	Budget	Variance FY18 Budget to FY19 Budget
67		A_B4000 Tuition & Educational Fees	-	-	-	-
68		A_B4100 Sales of Goods & Services	-	-	-	-
69		A_B4300 Grants & Contracts	-	-	-	-
70		A_43501 Federal Appropriations	-	-	-	-
71		A_B4400 Other Operating Revenue	-	-	-	-
72		A_B5000 Non Operating Revenues	-	-	-	-
73		A_B5100 Appropriations	-	-	-	-
74		A_B5300 Gifts	-	-	-	-
75		A_B5500 Investment Income	-	-	-	-
76		A_B5600 Other Non Operating Revenues	-	-	-	-
77		Total_Revenue Revenue	-	-	-	-
78		A_B6000 Salaries, Wages & Benefits	-	-	-	-
79		A_B6200 Services & Fees	-	-	-	-
80		A_B6300 Travel	-	-	-	-
81	FC_B30 Restr	A_B6400 Supplies	-	-	-	-
82	Expendable Op	A_B6450 Utilities	-	-	-	-
83		A_B6500 Repairs & Maintenance	-	-	-	-
84		A_B6550 Rentals & Leases	-	-	-	-
85		A_B6575 Interest Expense	-	-	-	-
86		A_B6600 Claims & Judgements	-	-	-	-
87		A_B6650 Other Expense	-	-	-	-
88		A_B6700 Subcontracts	-	-	-	-
89		A_B6900 Depreciation & Amortization	-	-	-	-
90		A_B7000 Capital Expense	-	-	-	-
91		A_B7200 Discontinued Operations	-	-	-	-
92		A_B7500 Other Non Operating Expenses	-	-	-	-
93		A_B7600 Internal Allocations & Sales	-	-	-	-
94		A_B7700 Funding Tranfers	-	-	-	-
95		Total_Expenses Expenses	-	-	-	-
96		Statement of Activities Net Result	-	-	-	-
97		A_B4000 Tuition & Educational Fees	-	-	-	-
98		A_B4100 Sales of Goods & Services	-	-	-	-
99		A_B4300 Grants & Contracts	-	-	-	-
100		A_43501 Federal Appropriations	-	-	-	-
101		A_B4400 Other Operating Revenue	-	-	-	-
102		A_B5000 Non Operating Revenues	-	-	-	-
103		A_B5100 Appropriations	-	-	-	-
104		A_B5300 Gifts	-	-	-	-
105		A_B5500 Investment Income	-	-	-	-
106		A_B5600 Other Non Operating Revenues	-	-	-	-
107		Total_Revenue Revenue	-	-	-	-
108		A_B6000 Salaries, Wages & Benefits	-	-	-	-
109		A_B6200 Services & Fees	-	-	-	-
110		A_B6300 Travel	-	-	-	-
111	FC_B35 Restr	A_B6400 Supplies	-	-	-	-
112	Expendable Non Op	A_B6450 Utilities	-	-	-	-
113		A_B6500 Repairs & Maintenance	-	-	-	-
114		A_B6550 Rentals & Leases	-	-	-	-
115		A_B6575 Interest Expense	-	-	-	-
116		A_B6600 Claims & Judgements	-	-	-	-
117		A_B6650 Other Expense	-	-	-	-
118		A_B6700 Subcontracts	-	-	-	-
119		A_B6900 Depreciation & Amortization	-	-	-	-
120		A_B7000 Capital Expense	-	-	-	-
121		A_B7200 Discontinued Operations	-	-	-	-
122		A_B7500 Other Non Operating Expenses	-	-	-	-
123		A_B7600 Internal Allocations & Sales	-	-	-	-
124		A_B7700 Funding Tranfers	-	-	-	-
125		Total_Expenses Expenses	-	-	-	-
126		Statement of Activities Net Result	-	-	-	-

	A	B	C	D	E	F
1						
2	O_24002: University Store					
3	Board of Trustees Report					
4	O_24002: University Store					
5			FY18		FY19	
6	Fund Class - Source	Summary Level Natural Accounts	Budget	Actual through March	Budget	Variance FY18 Budget to FY19 Budget
127		A_B4000 Tuition & Educational Fees	-	-	-	-
128		A_B4100 Sales of Goods & Services	-	-	-	-
129		A_B4300 Grants & Contracts	-	-	-	-
130		A_43501 Federal Appropriations	-	-	-	-
131		A_B4400 Other Operating Revenue	-	-	-	-
132		A_B5000 Non Operating Revenues	-	-	-	-
133		A_B5100 Appropriations	-	-	-	-
134		A_B5300 Gifts	-	-	-	-
135		A_B5500 Investment Income	-	-	-	-
136		A_B5600 Other Non Operating Revenues	-	-	-	-
137		Total_Revenue Revenue	-	-	-	-
138		A_B6000 Salaries, Wages & Benefits	-	-	-	-
139		A_B6200 Services & Fees	-	-	-	-
140		A_B6300 Travel	-	-	-	-
141	FC_B40 Restr	A_B6400 Supplies	-	-	-	-
142	Grants	A_B6450 Utilities	-	-	-	-
143		A_B6500 Repairs & Maintenance	-	-	-	-
144		A_B6550 Rentals & Leases	-	-	-	-
145		A_B6575 Interest Expense	-	-	-	-
146		A_B6600 Claims & Judgements	-	-	-	-
147		A_B6650 Other Expense	-	-	-	-
148		A_B6700 Subcontracts	-	-	-	-
149		A_B6900 Depreciation & Amortization	-	-	-	-
150		A_B7000 Capital Expense	-	-	-	-
151		A_B7200 Discontinued Operations	-	-	-	-
152		A_B7500 Other Non Operating Expenses	-	-	-	-
153		A_B7600 Internal Allocations & Sales	-	-	-	-
154		A_B7700 Funding Tranfers	-	-	-	-
155		Total_Expenses Expenses	-	-	-	-
156		Statement of Activities Net Result	-	-	-	-
157		A_B4000 Tuition & Educational Fees	-	-	-	-
158		A_B4100 Sales of Goods & Services	-	-	-	-
159		A_B4300 Grants & Contracts	-	-	-	-
160		A_43501 Federal Appropriations	-	-	-	-
161		A_B4400 Other Operating Revenue	-	-	-	-
162		A_B5000 Non Operating Revenues	-	-	-	-
163		A_B5100 Appropriations	-	-	-	-
164		A_B5300 Gifts	-	-	-	-
165		A_B5500 Investment Income	-	-	-	-
166		A_B5600 Other Non Operating Revenues	-	-	-	-
167		Total_Revenue Revenue	-	-	-	-
168		A_B6000 Salaries, Wages & Benefits	-	-	-	-
169		A_B6200 Services & Fees	-	-	-	-
170		A_B6300 Travel	-	-	-	-
171	FC_B45 Restr	A_B6400 Supplies	-	-	-	-
172	Govt Funds	A_B6450 Utilities	-	-	-	-
173		A_B6500 Repairs & Maintenance	-	-	-	-
174		A_B6550 Rentals & Leases	-	-	-	-
175		A_B6575 Interest Expense	-	-	-	-
176		A_B6600 Claims & Judgements	-	-	-	-
177		A_B6650 Other Expense	-	-	-	-
178		A_B6700 Subcontracts	-	-	-	-
179		A_B6900 Depreciation & Amortization	-	-	-	-
180		A_B7000 Capital Expense	-	-	-	-
181		A_B7200 Discontinued Operations	-	-	-	-
182		A_B7500 Other Non Operating Expenses	-	-	-	-
183		A_B7600 Internal Allocations & Sales	-	-	-	-
184		A_B7700 Funding Tranfers	-	-	-	-
185		Total_Expenses Expenses	-	-	-	-
186		Statement of Activities Net Result	-	-	-	-


	A	B	C	D	E	F	
1							
2	O_24003: Copier Services						
3	Board of Trustees Report						
4	O_24003: Copier Services						
5			FY18		FY19		
6	Fund Class - Source	Summary Level Natural Accounts	Budget	Actual through March	Budget	Variance FY18 Budget to FY19 Budget	
7	FC_105 Unrestricted Operating Class	A_B4000 Tuition & Educational Fees	-	-	-	-	
8		A_B4100 Sales of Goods & Services	-	(3,871)	26,441	26,441	
9		A_B4300 Grants & Contracts	-	-	-	-	
10		A_43501 Federal Appropriations	-	-	-	-	
11		A_B4400 Other Operating Revenue	26,899	-	-	(26,899)	
12		A_B5000 Non Operating Revenues	-	-	-	-	
13		A_B5100 Appropriations	-	-	-	-	
14		A_B5300 Gifts	-	-	-	-	
15		A_B5500 Investment Income	-	-	-	-	
16		A_B5600 Other Non Operating Revenues	(9,770)	-	-	9,770	
17			Total_Revenue Revenue	17,129	(3,871)	26,441	9,312
18			A_B6000 Salaries, Wages & Benefits	83,492	60,964	83,366	(126)
19			A_B6200 Services & Fees	684	-	-	(684)
20			A_B6300 Travel	-	-	-	-
21			A_B6400 Supplies	2,365	18,732	1,275	(1,090)
22			A_B6450 Utilities	-	-	-	-
23			A_B6500 Repairs & Maintenance	-	-	-	-
24			A_B6550 Rentals & Leases	444,457	292,739	400,582	(43,875)
25			A_B6575 Interest Expense	-	-	-	-
26			A_B6600 Claims & Judgements	-	-	-	-
27			A_B6650 Other Expense	-	-	-	-
28			A_B6700 Subcontracts	-	-	-	-
29			A_B6900 Depreciation & Amortization	-	-	-	-
30			A_B7000 Capital Expense	-	-	-	-
31			A_B7200 Discontinued Operations	-	-	-	-
32			A_B7500 Other Non Operating Expenses	-	-	-	-
33			A_B7600 Internal Allocations & Sales	(613,903)	(523,587)	(544,902)	69,001
34			A_B7700 Funding Tranfers	6,000	-	-	(6,000)
35			Total_Expenses Expenses	(76,905)	(151,152)	(59,679)	17,226
36			Statement of Activities Net Result	(59,776)	(155,024)	(33,238)	26,538
37		FC_B20 Designated Op	A_B4000 Tuition & Educational Fees	-	-	-	-
38			A_B4100 Sales of Goods & Services	-	-	-	-
39			A_B4300 Grants & Contracts	-	-	-	-
40			A_43501 Federal Appropriations	-	-	-	-
41			A_B4400 Other Operating Revenue	-	-	-	-
42			A_B5000 Non Operating Revenues	-	-	-	-
43	A_B5100 Appropriations		-	-	-	-	
44	A_B5300 Gifts		-	-	-	-	
45	A_B5500 Investment Income		-	-	-	-	
46	A_B5600 Other Non Operating Revenues		-	-	-	-	
47			Total_Revenue Revenue	-	-	-	-
48			A_B6000 Salaries, Wages & Benefits	-	-	-	-
49			A_B6200 Services & Fees	-	-	-	-
50			A_B6300 Travel	-	-	-	-
51			A_B6400 Supplies	-	-	-	-
52			A_B6450 Utilities	-	-	-	-
53			A_B6500 Repairs & Maintenance	-	-	-	-
54			A_B6550 Rentals & Leases	-	-	-	-
55			A_B6575 Interest Expense	-	-	-	-
56			A_B6600 Claims & Judgements	-	-	-	-
57			A_B6650 Other Expense	-	-	-	-
58			A_B6700 Subcontracts	-	-	-	-
59			A_B6900 Depreciation & Amortization	-	-	-	-
60			A_B7000 Capital Expense	-	-	-	-
61			A_B7200 Discontinued Operations	-	-	-	-
62			A_B7500 Other Non Operating Expenses	-	-	-	-
63			A_B7600 Internal Allocations & Sales	-	-	-	-
64			A_B7700 Funding Tranfers	-	-	-	-
65			Total_Expenses Expenses	-	-	-	-
66			Statement of Activities Net Result	-	-	-	-


	A	B	C	D	E	F
1						
2	O_24003: Copier Services					
3	Board of Trustees Report					
4	O_24003: Copier Services					
5			FY18		FY19	
6	Fund Class - Source	Summary Level Natural Accounts	Budget	Actual through March	Budget	Variance FY18 Budget to FY19 Budget
67		A_B4000 Tuition & Educational Fees	-	-	-	-
68		A_B4100 Sales of Goods & Services	-	-	-	-
69		A_B4300 Grants & Contracts	-	-	-	-
70		A_43501 Federal Appropriations	-	-	-	-
71		A_B4400 Other Operating Revenue	-	-	-	-
72		A_B5000 Non Operating Revenues	-	-	-	-
73		A_B5100 Appropriations	-	-	-	-
74		A_B5300 Gifts	-	-	-	-
75		A_B5500 Investment Income	-	-	-	-
76		A_B5600 Other Non Operating Revenues	-	-	-	-
77		Total_Revenue Revenue	-	-	-	-
78		A_B6000 Salaries, Wages & Benefits	-	-	-	-
79		A_B6200 Services & Fees	-	-	-	-
80		A_B6300 Travel	-	-	-	-
81	FC_B30 Restr	A_B6400 Supplies	-	-	-	-
82	Expendable Op	A_B6450 Utilities	-	-	-	-
83		A_B6500 Repairs & Maintenance	-	-	-	-
84		A_B6550 Rentals & Leases	-	-	-	-
85		A_B6575 Interest Expense	-	-	-	-
86		A_B6600 Claims & Judgements	-	-	-	-
87		A_B6650 Other Expense	-	-	-	-
88		A_B6700 Subcontracts	-	-	-	-
89		A_B6900 Depreciation & Amortization	-	-	-	-
90		A_B7000 Capital Expense	-	-	-	-
91		A_B7200 Discontinued Operations	-	-	-	-
92		A_B7500 Other Non Operating Expenses	-	-	-	-
93		A_B7600 Internal Allocations & Sales	-	-	-	-
94		A_B7700 Funding Tranfers	-	-	-	-
95		Total_Expenses Expenses	-	-	-	-
96		Statement of Activities Net Result	-	-	-	-
97		A_B4000 Tuition & Educational Fees	-	-	-	-
98		A_B4100 Sales of Goods & Services	-	-	-	-
99		A_B4300 Grants & Contracts	-	-	-	-
100		A_43501 Federal Appropriations	-	-	-	-
101		A_B4400 Other Operating Revenue	-	-	-	-
102		A_B5000 Non Operating Revenues	-	-	-	-
103		A_B5100 Appropriations	-	-	-	-
104		A_B5300 Gifts	-	-	-	-
105		A_B5500 Investment Income	-	-	-	-
106		A_B5600 Other Non Operating Revenues	-	-	-	-
107		Total_Revenue Revenue	-	-	-	-
108		A_B6000 Salaries, Wages & Benefits	-	-	-	-
109		A_B6200 Services & Fees	-	-	-	-
110		A_B6300 Travel	-	-	-	-
111	FC_B35 Restr	A_B6400 Supplies	-	-	-	-
112	Expendable Non Op	A_B6450 Utilities	-	-	-	-
113		A_B6500 Repairs & Maintenance	-	-	-	-
114		A_B6550 Rentals & Leases	-	-	-	-
115		A_B6575 Interest Expense	-	-	-	-
116		A_B6600 Claims & Judgements	-	-	-	-
117		A_B6650 Other Expense	-	-	-	-
118		A_B6700 Subcontracts	-	-	-	-
119		A_B6900 Depreciation & Amortization	-	-	-	-
120		A_B7000 Capital Expense	-	-	-	-
121		A_B7200 Discontinued Operations	-	-	-	-
122		A_B7500 Other Non Operating Expenses	-	-	-	-
123		A_B7600 Internal Allocations & Sales	-	-	-	-
124		A_B7700 Funding Tranfers	-	-	-	-
125		Total_Expenses Expenses	-	-	-	-
126		Statement of Activities Net Result	-	-	-	-


	A	B	C	D	E	F
1						
2	O_24003: Copier Services					
3	Board of Trustees Report					
4	O_24003: Copier Services					
5			FY18		FY19	
6	Fund Class - Source	Summary Level Natural Accounts	Budget	Actual through March	Budget	Variance FY18 Budget to FY19 Budget
127		A_B4000 Tuition & Educational Fees	-	-	-	-
128		A_B4100 Sales of Goods & Services	-	-	-	-
129		A_B4300 Grants & Contracts	-	-	-	-
130		A_43501 Federal Appropriations	-	-	-	-
131		A_B4400 Other Operating Revenue	-	-	-	-
132		A_B5000 Non Operating Revenues	-	-	-	-
133		A_B5100 Appropriations	-	-	-	-
134		A_B5300 Gifts	-	-	-	-
135		A_B5500 Investment Income	-	-	-	-
136		A_B5600 Other Non Operating Revenues	-	-	-	-
137		Total_Revenue Revenue	-	-	-	-
138		A_B6000 Salaries, Wages & Benefits	-	-	-	-
139		A_B6200 Services & Fees	-	-	-	-
140		A_B6300 Travel	-	-	-	-
141	FC_B40 Restr	A_B6400 Supplies	-	-	-	-
142	Grants	A_B6450 Utilities	-	-	-	-
143		A_B6500 Repairs & Maintenance	-	-	-	-
144		A_B6550 Rentals & Leases	-	-	-	-
145		A_B6575 Interest Expense	-	-	-	-
146		A_B6600 Claims & Judgements	-	-	-	-
147		A_B6650 Other Expense	-	-	-	-
148		A_B6700 Subcontracts	-	-	-	-
149		A_B6900 Depreciation & Amortization	-	-	-	-
150		A_B7000 Capital Expense	-	-	-	-
151		A_B7200 Discontinued Operations	-	-	-	-
152		A_B7500 Other Non Operating Expenses	-	-	-	-
153		A_B7600 Internal Allocations & Sales	-	-	-	-
154		A_B7700 Funding Tranfers	-	-	-	-
155		Total_Expenses Expenses	-	-	-	-
156		Statement of Activities Net Result	-	-	-	-
157		A_B4000 Tuition & Educational Fees	-	-	-	-
158		A_B4100 Sales of Goods & Services	-	-	-	-
159		A_B4300 Grants & Contracts	-	-	-	-
160		A_43501 Federal Appropriations	-	-	-	-
161		A_B4400 Other Operating Revenue	-	-	-	-
162		A_B5000 Non Operating Revenues	-	-	-	-
163		A_B5100 Appropriations	-	-	-	-
164		A_B5300 Gifts	-	-	-	-
165		A_B5500 Investment Income	-	-	-	-
166		A_B5600 Other Non Operating Revenues	-	-	-	-
167		Total_Revenue Revenue	-	-	-	-
168		A_B6000 Salaries, Wages & Benefits	-	-	-	-
169		A_B6200 Services & Fees	-	-	-	-
170		A_B6300 Travel	-	-	-	-
171	FC_B45 Restr	A_B6400 Supplies	-	-	-	-
172	Govt Funds	A_B6450 Utilities	-	-	-	-
173		A_B6500 Repairs & Maintenance	-	-	-	-
174		A_B6550 Rentals & Leases	-	-	-	-
175		A_B6575 Interest Expense	-	-	-	-
176		A_B6600 Claims & Judgements	-	-	-	-
177		A_B6650 Other Expense	-	-	-	-
178		A_B6700 Subcontracts	-	-	-	-
179		A_B6900 Depreciation & Amortization	-	-	-	-
180		A_B7000 Capital Expense	-	-	-	-
181		A_B7200 Discontinued Operations	-	-	-	-
182		A_B7500 Other Non Operating Expenses	-	-	-	-
183		A_B7600 Internal Allocations & Sales	-	-	-	-
184		A_B7700 Funding Tranfers	-	-	-	-
185		Total_Expenses Expenses	-	-	-	-
186		Statement of Activities Net Result	-	-	-	-


	A	B	C	D	E	F	
1							
2	O_24004: Copy & Print Center						
3	Board of Trustees Report						
4	O_24004: Copy & Print Center						
5			FY18		FY19		
6	Fund Class - Source	Summary Level Natural Accounts	Budget	Actual through March	Budget	Variance FY18 Budget to FY19 Budget	
7	FC_105 Unrestricted Operating Class	A_B4000 Tuition & Educational Fees	-	-	-	-	
8		A_B4100 Sales of Goods & Services	(489,791)	13,649	(296,283)	193,508	
9		A_B4300 Grants & Contracts	-	-	-	-	
10		A_43501 Federal Appropriations	-	-	-	-	
11		A_B4400 Other Operating Revenue	63,804	(204,655)	-	(63,804)	
12		A_B5000 Non Operating Revenues	-	-	-	-	
13		A_B5100 Appropriations	-	-	-	-	
14		A_B5300 Gifts	-	-	-	-	
15		A_B5500 Investment Income	-	-	-	-	
16		A_B5600 Other Non Operating Revenues	-	-	-	-	
17			Total_Revenue Revenue	(425,987)	(191,006)	(296,283)	129,704
18			A_B6000 Salaries, Wages & Benefits	152,307	118,101	148,874	(3,433)
19			A_B6200 Services & Fees	4,175	3,167	-	(4,175)
20			A_B6300 Travel	-	194	-	-
21			A_B6400 Supplies	34,205	34,569	14,741	(19,464)
22			A_B6450 Utilities	-	-	-	-
23			A_B6500 Repairs & Maintenance	1,000	16	1,000	-
24			A_B6550 Rentals & Leases	110,574	-	-	(110,574)
25			A_B6575 Interest Expense	-	-	-	-
26			A_B6600 Claims & Judgements	-	-	-	-
27			A_B6650 Other Expense	10,010	6,353	10,745	735
28			A_B6700 Subcontracts	-	-	-	-
29			A_B6900 Depreciation & Amortization	-	-	-	-
30			A_B7000 Capital Expense	-	-	15,000	15,000
31			A_B7200 Discontinued Operations	-	-	-	-
32			A_B7500 Other Non Operating Expenses	-	2,508	-	-
33			A_B7600 Internal Allocations & Sales	55,000	(42,993)	83,087	28,087
34			A_B7700 Funding Tranfers	15,000	-	-	(15,000)
35			Total_Expenses Expenses	382,271	121,916	273,446	(108,824)
36			Statement of Activities Net Result	(43,716)	(69,090)	(22,837)	20,880
37		FC_B20 Designated Op	A_B4000 Tuition & Educational Fees	-	-	-	-
38			A_B4100 Sales of Goods & Services	-	-	-	-
39			A_B4300 Grants & Contracts	-	-	-	-
40			A_43501 Federal Appropriations	-	-	-	-
41			A_B4400 Other Operating Revenue	-	-	-	-
42			A_B5000 Non Operating Revenues	-	-	-	-
43	A_B5100 Appropriations		-	-	-	-	
44	A_B5300 Gifts		-	-	-	-	
45	A_B5500 Investment Income		-	-	-	-	
46	A_B5600 Other Non Operating Revenues		-	-	-	-	
47			Total_Revenue Revenue	-	-	-	-
48			A_B6000 Salaries, Wages & Benefits	-	-	-	-
49			A_B6200 Services & Fees	-	-	-	-
50			A_B6300 Travel	-	-	-	-
51			A_B6400 Supplies	-	-	-	-
52			A_B6450 Utilities	-	-	-	-
53			A_B6500 Repairs & Maintenance	-	-	-	-
54			A_B6550 Rentals & Leases	-	-	-	-
55			A_B6575 Interest Expense	-	-	-	-
56			A_B6600 Claims & Judgements	-	-	-	-
57			A_B6650 Other Expense	-	-	-	-
58			A_B6700 Subcontracts	-	-	-	-
59			A_B6900 Depreciation & Amortization	-	-	-	-
60			A_B7000 Capital Expense	-	-	-	-
61			A_B7200 Discontinued Operations	-	-	-	-
62			A_B7500 Other Non Operating Expenses	-	-	-	-
63			A_B7600 Internal Allocations & Sales	-	-	-	-
64			A_B7700 Funding Tranfers	-	-	-	-
65			Total_Expenses Expenses	-	-	-	-
66			Statement of Activities Net Result	-	-	-	-


	A	B	C	D	E	F
1						
2	O_24004: Copy & Print Center					
3	Board of Trustees Report					
4	O_24004: Copy & Print Center					
5			FY18		FY19	
6	Fund Class - Source	Summary Level Natural Accounts	Budget	Actual through March	Budget	Variance FY18 Budget to FY19 Budget
67		A_B4000 Tuition & Educational Fees	-	-	-	-
68		A_B4100 Sales of Goods & Services	-	-	-	-
69		A_B4300 Grants & Contracts	-	-	-	-
70		A_43501 Federal Appropriations	-	-	-	-
71		A_B4400 Other Operating Revenue	-	-	-	-
72		A_B5000 Non Operating Revenues	-	-	-	-
73		A_B5100 Appropriations	-	-	-	-
74		A_B5300 Gifts	-	-	-	-
75		A_B5500 Investment Income	-	-	-	-
76		A_B5600 Other Non Operating Revenues	-	-	-	-
77		Total_Revenue Revenue	-	-	-	-
78		A_B6000 Salaries, Wages & Benefits	-	-	-	-
79		A_B6200 Services & Fees	-	-	-	-
80		A_B6300 Travel	-	-	-	-
81	FC_B30 Restr	A_B6400 Supplies	-	-	-	-
82	Expendable Op	A_B6450 Utilities	-	-	-	-
83		A_B6500 Repairs & Maintenance	-	-	-	-
84		A_B6550 Rentals & Leases	-	-	-	-
85		A_B6575 Interest Expense	-	-	-	-
86		A_B6600 Claims & Judgements	-	-	-	-
87		A_B6650 Other Expense	-	-	-	-
88		A_B6700 Subcontracts	-	-	-	-
89		A_B6900 Depreciation & Amortization	-	-	-	-
90		A_B7000 Capital Expense	-	-	-	-
91		A_B7200 Discontinued Operations	-	-	-	-
92		A_B7500 Other Non Operating Expenses	-	-	-	-
93		A_B7600 Internal Allocations & Sales	-	-	-	-
94		A_B7700 Funding Tranfers	-	-	-	-
95		Total_Expenses Expenses	-	-	-	-
96		Statement of Activities Net Result	-	-	-	-
97		A_B4000 Tuition & Educational Fees	-	-	-	-
98		A_B4100 Sales of Goods & Services	-	-	-	-
99		A_B4300 Grants & Contracts	-	-	-	-
100		A_43501 Federal Appropriations	-	-	-	-
101		A_B4400 Other Operating Revenue	-	-	-	-
102		A_B5000 Non Operating Revenues	-	-	-	-
103		A_B5100 Appropriations	-	-	-	-
104		A_B5300 Gifts	-	-	-	-
105		A_B5500 Investment Income	-	-	-	-
106		A_B5600 Other Non Operating Revenues	-	-	-	-
107		Total_Revenue Revenue	-	-	-	-
108		A_B6000 Salaries, Wages & Benefits	-	-	-	-
109		A_B6200 Services & Fees	-	-	-	-
110		A_B6300 Travel	-	-	-	-
111	FC_B35 Restr	A_B6400 Supplies	-	-	-	-
112	Expendable Non Op	A_B6450 Utilities	-	-	-	-
113		A_B6500 Repairs & Maintenance	-	-	-	-
114		A_B6550 Rentals & Leases	-	-	-	-
115		A_B6575 Interest Expense	-	-	-	-
116		A_B6600 Claims & Judgements	-	-	-	-
117		A_B6650 Other Expense	-	-	-	-
118		A_B6700 Subcontracts	-	-	-	-
119		A_B6900 Depreciation & Amortization	-	-	-	-
120		A_B7000 Capital Expense	-	-	-	-
121		A_B7200 Discontinued Operations	-	-	-	-
122		A_B7500 Other Non Operating Expenses	-	-	-	-
123		A_B7600 Internal Allocations & Sales	-	-	-	-
124		A_B7700 Funding Tranfers	-	-	-	-
125		Total_Expenses Expenses	-	-	-	-
126		Statement of Activities Net Result	-	-	-	-

	A	B	C	D	E	F
1						
2	O_24004: Copy & Print Center					
3	Board of Trustees Report					
4	O_24004: Copy & Print Center					
5			FY18		FY19	
6	Fund Class - Source	Summary Level Natural Accounts	Budget	Actual through March	Budget	Variance FY18 Budget to FY19 Budget
127		A_B4000 Tuition & Educational Fees	-	-	-	-
128		A_B4100 Sales of Goods & Services	-	-	-	-
129		A_B4300 Grants & Contracts	-	-	-	-
130		A_43501 Federal Appropriations	-	-	-	-
131		A_B4400 Other Operating Revenue	-	-	-	-
132		A_B5000 Non Operating Revenues	-	-	-	-
133		A_B5100 Appropriations	-	-	-	-
134		A_B5300 Gifts	-	-	-	-
135		A_B5500 Investment Income	-	-	-	-
136		A_B5600 Other Non Operating Revenues	-	-	-	-
137		Total_Revenue Revenue	-	-	-	-
138		A_B6000 Salaries, Wages & Benefits	-	-	-	-
139		A_B6200 Services & Fees	-	-	-	-
140		A_B6300 Travel	-	-	-	-
141	FC_B40 Restr	A_B6400 Supplies	-	-	-	-
142	Grants	A_B6450 Utilities	-	-	-	-
143		A_B6500 Repairs & Maintenance	-	-	-	-
144		A_B6550 Rentals & Leases	-	-	-	-
145		A_B6575 Interest Expense	-	-	-	-
146		A_B6600 Claims & Judgements	-	-	-	-
147		A_B6650 Other Expense	-	-	-	-
148		A_B6700 Subcontracts	-	-	-	-
149		A_B6900 Depreciation & Amortization	-	-	-	-
150		A_B7000 Capital Expense	-	-	-	-
151		A_B7200 Discontinued Operations	-	-	-	-
152		A_B7500 Other Non Operating Expenses	-	-	-	-
153		A_B7600 Internal Allocations & Sales	-	-	-	-
154		A_B7700 Funding Tranfers	-	-	-	-
155		Total_Expenses Expenses	-	-	-	-
156		Statement of Activities Net Result	-	-	-	-
157		A_B4000 Tuition & Educational Fees	-	-	-	-
158		A_B4100 Sales of Goods & Services	-	-	-	-
159		A_B4300 Grants & Contracts	-	-	-	-
160		A_43501 Federal Appropriations	-	-	-	-
161		A_B4400 Other Operating Revenue	-	-	-	-
162		A_B5000 Non Operating Revenues	-	-	-	-
163		A_B5100 Appropriations	-	-	-	-
164		A_B5300 Gifts	-	-	-	-
165		A_B5500 Investment Income	-	-	-	-
166		A_B5600 Other Non Operating Revenues	-	-	-	-
167		Total_Revenue Revenue	-	-	-	-
168		A_B6000 Salaries, Wages & Benefits	-	-	-	-
169		A_B6200 Services & Fees	-	-	-	-
170		A_B6300 Travel	-	-	-	-
171	FC_B45 Restr	A_B6400 Supplies	-	-	-	-
172	Govt Funds	A_B6450 Utilities	-	-	-	-
173		A_B6500 Repairs & Maintenance	-	-	-	-
174		A_B6550 Rentals & Leases	-	-	-	-
175		A_B6575 Interest Expense	-	-	-	-
176		A_B6600 Claims & Judgements	-	-	-	-
177		A_B6650 Other Expense	-	-	-	-
178		A_B6700 Subcontracts	-	-	-	-
179		A_B6900 Depreciation & Amortization	-	-	-	-
180		A_B7000 Capital Expense	-	-	-	-
181		A_B7200 Discontinued Operations	-	-	-	-
182		A_B7500 Other Non Operating Expenses	-	-	-	-
183		A_B7600 Internal Allocations & Sales	-	-	-	-
184		A_B7700 Funding Tranfers	-	-	-	-
185		Total_Expenses Expenses	-	-	-	-
186		Statement of Activities Net Result	-	-	-	-


	A	B	C	D	E	F	
1							
2	O_24005: Fleet Services						
3	Board of Trustees Report						
4	O_24005: Fleet Services						
5			FY18		FY19		
6	Fund Class - Source	Summary Level Natural Accounts	Budget	Actual through March	Budget	Variance FY18 Budget to FY19 Budget	
7	FC_105 Unrestricted Operating Class	A_B4000 Tuition & Educational Fees	-	-	-	-	
8		A_B4100 Sales of Goods & Services	-	(38,347)	(2,500)	(2,500)	
9		A_B4300 Grants & Contracts	-	-	-	-	
10		A_43501 Federal Appropriations	-	-	-	-	
11		A_B4400 Other Operating Revenue	-	(960)	(125,000)	(125,000)	
12		A_B5000 Non Operating Revenues	-	-	-	-	
13		A_B5100 Appropriations	-	-	-	-	
14		A_B5300 Gifts	-	-	-	-	
15		A_B5500 Investment Income	-	-	-	-	
16		A_B5600 Other Non Operating Revenues	-	-	-	-	
17			Total Revenue Revenue	-	(39,307)	(127,500)	(127,500)
18			A_B6000 Salaries, Wages & Benefits	232,118	169,230	275,471	43,353
19			A_B6200 Services & Fees	39,585	-	35,000	(4,585)
20			A_B6300 Travel	2,500	65,490	3,500	1,000
21			A_B6400 Supplies	551,267	47,637	42,000	(509,267)
22			A_B6450 Utilities	-	-	-	-
23			A_B6500 Repairs & Maintenance	50	136,910	256,500	256,450
24			A_B6550 Rentals & Leases	-	33	-	-
25			A_B6575 Interest Expense	-	-	-	-
26			A_B6600 Claims & Judgements	-	-	-	-
27			A_B6650 Other Expense	-	222,839	250,500	250,500
28			A_B6700 Subcontracts	-	-	-	-
29			A_B6900 Depreciation & Amortization	-	5,948	-	-
30			A_B7000 Capital Expense	-	-	-	-
31			A_B7200 Discontinued Operations	-	-	-	-
32			A_B7500 Other Non Operating Expenses	-	-	-	-
33			A_B7600 Internal Allocations & Sales	(977,187)	(760,743)	(1,127,674)	(150,487)
34			A_B7700 Funding Tranfers	291,667	140,000	525,264	233,597
35			Total Expenses Expenses	140,000	27,344	260,561	120,561
36			Statement of Activities Net Result	140,000	(11,963)	133,061	(6,939)
37		FC_B20 Designated Op	A_B4000 Tuition & Educational Fees	-	-	-	-
38			A_B4100 Sales of Goods & Services	-	-	-	-
39			A_B4300 Grants & Contracts	-	-	-	-
40			A_43501 Federal Appropriations	-	-	-	-
41			A_B4400 Other Operating Revenue	-	-	-	-
42			A_B5000 Non Operating Revenues	-	-	-	-
43	A_B5100 Appropriations		-	-	-	-	
44	A_B5300 Gifts		-	-	-	-	
45	A_B5500 Investment Income		-	-	-	-	
46	A_B5600 Other Non Operating Revenues		-	-	-	-	
47			Total Revenue Revenue	-	-	-	-
48			A_B6000 Salaries, Wages & Benefits	-	-	-	-
49			A_B6200 Services & Fees	-	-	-	-
50			A_B6300 Travel	-	-	-	-
51			A_B6400 Supplies	-	-	-	-
52			A_B6450 Utilities	-	-	-	-
53			A_B6500 Repairs & Maintenance	-	-	-	-
54			A_B6550 Rentals & Leases	-	-	-	-
55			A_B6575 Interest Expense	-	-	-	-
56			A_B6600 Claims & Judgements	-	-	-	-
57			A_B6650 Other Expense	-	-	-	-
58			A_B6700 Subcontracts	-	-	-	-
59			A_B6900 Depreciation & Amortization	-	-	-	-
60			A_B7000 Capital Expense	-	-	-	-
61			A_B7200 Discontinued Operations	-	-	-	-
62			A_B7500 Other Non Operating Expenses	-	-	-	-
63			A_B7600 Internal Allocations & Sales	-	-	-	-
64			A_B7700 Funding Tranfers	-	-	-	-
65			Total Expenses Expenses	-	-	-	-
66			Statement of Activities Net Result	-	-	-	-


	A	B	C	D	E	F
1						
2	O_24005: Fleet Services					
3	Board of Trustees Report					
4	O_24005: Fleet Services					
5			FY18		FY19	
6	Fund Class - Source	Summary Level Natural Accounts	Budget	Actual through March	Budget	Variance FY18 Budget to FY19 Budget
67		A_B4000 Tuition & Educational Fees	-	-	-	-
68		A_B4100 Sales of Goods & Services	-	-	-	-
69		A_B4300 Grants & Contracts	-	-	-	-
70		A_43501 Federal Appropriations	-	-	-	-
71		A_B4400 Other Operating Revenue	-	-	-	-
72		A_B5000 Non Operating Revenues	-	-	-	-
73		A_B5100 Appropriations	-	-	-	-
74		A_B5300 Gifts	-	-	-	-
75		A_B5500 Investment Income	-	-	-	-
76		A_B5600 Other Non Operating Revenues	-	-	-	-
77		Total_Revenue Revenue	-	-	-	-
78		A_B6000 Salaries, Wages & Benefits	-	-	-	-
79		A_B6200 Services & Fees	-	-	-	-
80		A_B6300 Travel	-	-	-	-
81	FC_B30 Restr	A_B6400 Supplies	-	-	-	-
82	Expendable Op	A_B6450 Utilities	-	-	-	-
83		A_B6500 Repairs & Maintenance	-	-	-	-
84		A_B6550 Rentals & Leases	-	-	-	-
85		A_B6575 Interest Expense	-	-	-	-
86		A_B6600 Claims & Judgements	-	-	-	-
87		A_B6650 Other Expense	-	-	-	-
88		A_B6700 Subcontracts	-	-	-	-
89		A_B6900 Depreciation & Amortization	-	-	-	-
90		A_B7000 Capital Expense	-	-	-	-
91		A_B7200 Discontinued Operations	-	-	-	-
92		A_B7500 Other Non Operating Expenses	-	-	-	-
93		A_B7600 Internal Allocations & Sales	-	-	-	-
94		A_B7700 Funding Tranfers	-	-	-	-
95		Total_Expenses Expenses	-	-	-	-
96		Statement of Activities Net Result	-	-	-	-
97		A_B4000 Tuition & Educational Fees	-	-	-	-
98		A_B4100 Sales of Goods & Services	-	-	-	-
99		A_B4300 Grants & Contracts	-	-	-	-
100		A_43501 Federal Appropriations	-	-	-	-
101		A_B4400 Other Operating Revenue	-	-	-	-
102		A_B5000 Non Operating Revenues	-	-	-	-
103		A_B5100 Appropriations	-	-	-	-
104		A_B5300 Gifts	-	-	-	-
105		A_B5500 Investment Income	-	-	-	-
106		A_B5600 Other Non Operating Revenues	-	-	-	-
107		Total_Revenue Revenue	-	-	-	-
108		A_B6000 Salaries, Wages & Benefits	-	-	-	-
109		A_B6200 Services & Fees	-	-	-	-
110		A_B6300 Travel	-	-	-	-
111	FC_B35 Restr	A_B6400 Supplies	-	-	-	-
112	Expendable Non Op	A_B6450 Utilities	-	-	-	-
113		A_B6500 Repairs & Maintenance	-	-	-	-
114		A_B6550 Rentals & Leases	-	-	-	-
115		A_B6575 Interest Expense	-	-	-	-
116		A_B6600 Claims & Judgements	-	-	-	-
117		A_B6650 Other Expense	-	-	-	-
118		A_B6700 Subcontracts	-	-	-	-
119		A_B6900 Depreciation & Amortization	-	-	-	-
120		A_B7000 Capital Expense	-	-	-	-
121		A_B7200 Discontinued Operations	-	-	-	-
122		A_B7500 Other Non Operating Expenses	-	-	-	-
123		A_B7600 Internal Allocations & Sales	-	-	-	-
124		A_B7700 Funding Tranfers	-	-	-	-
125		Total_Expenses Expenses	-	-	-	-
126		Statement of Activities Net Result	-	-	-	-

	A	B	C	D	E	F
1						
2	O_24005: Fleet Services					
3	Board of Trustees Report					
4	O_24005: Fleet Services					
5			FY18		FY19	
6	Fund Class - Source	Summary Level Natural Accounts	Budget	Actual through March	Budget	Variance FY18 Budget to FY19 Budget
127		A_B4000 Tuition & Educational Fees	-	-	-	-
128		A_B4100 Sales of Goods & Services	-	-	-	-
129		A_B4300 Grants & Contracts	-	-	-	-
130		A_43501 Federal Appropriations	-	-	-	-
131		A_B4400 Other Operating Revenue	-	-	-	-
132		A_B5000 Non Operating Revenues	-	-	-	-
133		A_B5100 Appropriations	-	-	-	-
134		A_B5300 Gifts	-	-	-	-
135		A_B5500 Investment Income	-	-	-	-
136		A_B5600 Other Non Operating Revenues	-	-	-	-
137		Total_Revenue Revenue	-	-	-	-
138		A_B6000 Salaries, Wages & Benefits	-	-	-	-
139		A_B6200 Services & Fees	-	-	-	-
140		A_B6300 Travel	-	-	-	-
141	FC_B40 Restr	A_B6400 Supplies	-	-	-	-
142	Grants	A_B6450 Utilities	-	-	-	-
143		A_B6500 Repairs & Maintenance	-	-	-	-
144		A_B6550 Rentals & Leases	-	-	-	-
145		A_B6575 Interest Expense	-	-	-	-
146		A_B6600 Claims & Judgements	-	-	-	-
147		A_B6650 Other Expense	-	-	-	-
148		A_B6700 Subcontracts	-	-	-	-
149		A_B6900 Depreciation & Amortization	-	-	-	-
150		A_B7000 Capital Expense	-	-	-	-
151		A_B7200 Discontinued Operations	-	-	-	-
152		A_B7500 Other Non Operating Expenses	-	-	-	-
153		A_B7600 Internal Allocations & Sales	-	-	-	-
154		A_B7700 Funding Tranfers	-	-	-	-
155		Total_Expenses Expenses	-	-	-	-
156		Statement of Activities Net Result	-	-	-	-
157		A_B4000 Tuition & Educational Fees	-	-	-	-
158		A_B4100 Sales of Goods & Services	-	-	-	-
159		A_B4300 Grants & Contracts	-	-	-	-
160		A_43501 Federal Appropriations	-	-	-	-
161		A_B4400 Other Operating Revenue	-	-	-	-
162		A_B5000 Non Operating Revenues	-	-	-	-
163		A_B5100 Appropriations	-	-	-	-
164		A_B5300 Gifts	-	-	-	-
165		A_B5500 Investment Income	-	-	-	-
166		A_B5600 Other Non Operating Revenues	-	-	-	-
167		Total_Revenue Revenue	-	-	-	-
168		A_B6000 Salaries, Wages & Benefits	-	-	-	-
169		A_B6200 Services & Fees	-	-	-	-
170		A_B6300 Travel	-	-	-	-
171	FC_B45 Restr	A_B6400 Supplies	-	-	-	-
172	Govt Funds	A_B6450 Utilities	-	-	-	-
173		A_B6500 Repairs & Maintenance	-	-	-	-
174		A_B6550 Rentals & Leases	-	-	-	-
175		A_B6575 Interest Expense	-	-	-	-
176		A_B6600 Claims & Judgements	-	-	-	-
177		A_B6650 Other Expense	-	-	-	-
178		A_B6700 Subcontracts	-	-	-	-
179		A_B6900 Depreciation & Amortization	-	-	-	-
180		A_B7000 Capital Expense	-	-	-	-
181		A_B7200 Discontinued Operations	-	-	-	-
182		A_B7500 Other Non Operating Expenses	-	-	-	-
183		A_B7600 Internal Allocations & Sales	-	-	-	-
184		A_B7700 Funding Tranfers	-	-	-	-
185		Total_Expenses Expenses	-	-	-	-
186		Statement of Activities Net Result	-	-	-	-


	A	B	C	D	E	F	
1							
2	O_24006: WyoOne ID Office						
3	Board of Trustees Report						
4	O_24006: WyoOne ID Office						
5			FY18		FY19		
6	Fund Class - Source	Summary Level Natural Accounts	Budget	Actual through March	Budget	Variance FY18 Budget to FY19 Budget	
7	FC_105 Unrestricted Operating Class	A_B4000 Tuition & Educational Fees	(27,000)	(27,330)	(27,000)	-	
8		A_B4100 Sales of Goods & Services	-	(33,098)	(24,500)	(24,500)	
9		A_B4300 Grants & Contracts	-	-	-	-	
10		A_43501 Federal Appropriations	-	-	-	-	
11		A_B4400 Other Operating Revenue	(60,000)	(573)	(5,000)	55,000	
12		A_B5000 Non Operating Revenues	-	-	-	-	
13		A_B5100 Appropriations	-	-	-	-	
14		A_B5300 Gifts	-	-	-	-	
15		A_B5500 Investment Income	-	-	-	-	
16		A_B5600 Other Non Operating Revenues	(34,150)	-	-	34,150	
17			Total_Revenue Revenue	(121,150)	(61,001)	(56,500)	64,650
18			A_B6000 Salaries, Wages & Benefits	83,297	61,195	79,304	(3,993)
19			A_B6200 Services & Fees	145,779	-	-	(145,779)
20			A_B6300 Travel	725	-	2,500	1,775
21			A_B6400 Supplies	7,280	5,625	4,100	(3,180)
22			A_B6450 Utilities	-	-	-	-
23			A_B6500 Repairs & Maintenance	800	396	2,000	1,200
24			A_B6550 Rentals & Leases	-	-	-	-
25			A_B6575 Interest Expense	-	-	-	-
26			A_B6600 Claims & Judgements	-	-	-	-
27			A_B6650 Other Expense	7,002	141,490	148,457	141,455
28			A_B6700 Subcontracts	-	-	-	-
29			A_B6900 Depreciation & Amortization	-	-	-	-
30			A_B7000 Capital Expense	-	-	-	-
31			A_B7200 Discontinued Operations	-	-	-	-
32			A_B7500 Other Non Operating Expenses	-	-	-	-
33			A_B7600 Internal Allocations & Sales	12,000	18,417	(32,447)	(44,447)
34			A_B7700 Funding Tranfers	(143,000)	-	(155,000)	(12,000)
35			Total_Expenses Expenses	113,883	227,123	48,914	(64,969)
36			Statement of Activities Net Result	(7,267)	166,122	(7,586)	(319)
37		FC_B20 Designated Op	A_B4000 Tuition & Educational Fees	-	-	-	-
38			A_B4100 Sales of Goods & Services	-	-	-	-
39			A_B4300 Grants & Contracts	-	-	-	-
40			A_43501 Federal Appropriations	-	-	-	-
41			A_B4400 Other Operating Revenue	-	-	-	-
42			A_B5000 Non Operating Revenues	-	-	-	-
43	A_B5100 Appropriations		-	-	-	-	
44	A_B5300 Gifts		-	-	-	-	
45	A_B5500 Investment Income		-	-	-	-	
46	A_B5600 Other Non Operating Revenues		-	-	-	-	
47			Total_Revenue Revenue	-	-	-	-
48			A_B6000 Salaries, Wages & Benefits	-	-	-	-
49			A_B6200 Services & Fees	-	-	-	-
50			A_B6300 Travel	-	-	-	-
51			A_B6400 Supplies	-	-	-	-
52			A_B6450 Utilities	-	-	-	-
53			A_B6500 Repairs & Maintenance	-	-	-	-
54			A_B6550 Rentals & Leases	-	-	-	-
55			A_B6575 Interest Expense	-	-	-	-
56			A_B6600 Claims & Judgements	-	-	-	-
57			A_B6650 Other Expense	-	-	-	-
58			A_B6700 Subcontracts	-	-	-	-
59			A_B6900 Depreciation & Amortization	-	-	-	-
60			A_B7000 Capital Expense	-	-	-	-
61			A_B7200 Discontinued Operations	-	-	-	-
62			A_B7500 Other Non Operating Expenses	-	-	-	-
63			A_B7600 Internal Allocations & Sales	-	-	-	-
64			A_B7700 Funding Tranfers	-	-	-	-
65			Total_Expenses Expenses	-	-	-	-
66			Statement of Activities Net Result	-	-	-	-


	A	B	C	D	E	F
1						
2	O_24006: WyoOne ID Office					
3	Board of Trustees Report					
4	O_24006: WyoOne ID Office					
5			FY18		FY19	
6	Fund Class - Source	Summary Level Natural Accounts	Budget	Actual through March	Budget	Variance FY18 Budget to FY19 Budget
67		A_B4000 Tuition & Educational Fees	-	-	-	-
68		A_B4100 Sales of Goods & Services	-	-	-	-
69		A_B4300 Grants & Contracts	-	-	-	-
70		A_43501 Federal Appropriations	-	-	-	-
71		A_B4400 Other Operating Revenue	-	-	-	-
72		A_B5000 Non Operating Revenues	-	-	-	-
73		A_B5100 Appropriations	-	-	-	-
74		A_B5300 Gifts	-	-	-	-
75		A_B5500 Investment Income	-	-	-	-
76		A_B5600 Other Non Operating Revenues	-	-	-	-
77		Total_Revenue Revenue	-	-	-	-
78		A_B6000 Salaries, Wages & Benefits	-	-	-	-
79		A_B6200 Services & Fees	-	-	-	-
80		A_B6300 Travel	-	-	-	-
81	FC_B30 Restr	A_B6400 Supplies	-	-	-	-
82	Expendable Op	A_B6450 Utilities	-	-	-	-
83		A_B6500 Repairs & Maintenance	-	-	-	-
84		A_B6550 Rentals & Leases	-	-	-	-
85		A_B6575 Interest Expense	-	-	-	-
86		A_B6600 Claims & Judgements	-	-	-	-
87		A_B6650 Other Expense	-	-	-	-
88		A_B6700 Subcontracts	-	-	-	-
89		A_B6900 Depreciation & Amortization	-	-	-	-
90		A_B7000 Capital Expense	-	-	-	-
91		A_B7200 Discontinued Operations	-	-	-	-
92		A_B7500 Other Non Operating Expenses	-	-	-	-
93		A_B7600 Internal Allocations & Sales	-	-	-	-
94		A_B7700 Funding Tranfers	-	-	-	-
95		Total_Expenses Expenses	-	-	-	-
96		Statement of Activities Net Result	-	-	-	-
97		A_B4000 Tuition & Educational Fees	-	-	-	-
98		A_B4100 Sales of Goods & Services	-	-	-	-
99		A_B4300 Grants & Contracts	-	-	-	-
100		A_43501 Federal Appropriations	-	-	-	-
101		A_B4400 Other Operating Revenue	-	-	-	-
102		A_B5000 Non Operating Revenues	-	-	-	-
103		A_B5100 Appropriations	-	-	-	-
104		A_B5300 Gifts	-	-	-	-
105		A_B5500 Investment Income	-	-	-	-
106		A_B5600 Other Non Operating Revenues	-	-	-	-
107		Total_Revenue Revenue	-	-	-	-
108		A_B6000 Salaries, Wages & Benefits	-	-	-	-
109		A_B6200 Services & Fees	-	-	-	-
110		A_B6300 Travel	-	-	-	-
111	FC_B35 Restr	A_B6400 Supplies	-	-	-	-
112	Expendable Non Op	A_B6450 Utilities	-	-	-	-
113		A_B6500 Repairs & Maintenance	-	-	-	-
114		A_B6550 Rentals & Leases	-	-	-	-
115		A_B6575 Interest Expense	-	-	-	-
116		A_B6600 Claims & Judgements	-	-	-	-
117		A_B6650 Other Expense	-	-	-	-
118		A_B6700 Subcontracts	-	-	-	-
119		A_B6900 Depreciation & Amortization	-	-	-	-
120		A_B7000 Capital Expense	-	-	-	-
121		A_B7200 Discontinued Operations	-	-	-	-
122		A_B7500 Other Non Operating Expenses	-	-	-	-
123		A_B7600 Internal Allocations & Sales	-	-	-	-
124		A_B7700 Funding Tranfers	-	-	-	-
125		Total_Expenses Expenses	-	-	-	-
126		Statement of Activities Net Result	-	-	-	-

	A	B	C	D	E	F
1						
2	O_24006: WyoOne ID Office					
3	Board of Trustees Report					
4	O_24006: WyoOne ID Office					
5			FY18		FY19	
6	Fund Class - Source	Summary Level Natural Accounts	Budget	Actual through March	Budget	Variance FY18 Budget to FY19 Budget
127		A_B4000 Tuition & Educational Fees	-	-	-	-
128		A_B4100 Sales of Goods & Services	-	-	-	-
129		A_B4300 Grants & Contracts	-	-	-	-
130		A_43501 Federal Appropriations	-	-	-	-
131		A_B4400 Other Operating Revenue	-	-	-	-
132		A_B5000 Non Operating Revenues	-	-	-	-
133		A_B5100 Appropriations	-	-	-	-
134		A_B5300 Gifts	-	-	-	-
135		A_B5500 Investment Income	-	-	-	-
136		A_B5600 Other Non Operating Revenues	-	-	-	-
137		Total_Revenue Revenue	-	-	-	-
138		A_B6000 Salaries, Wages & Benefits	-	-	-	-
139		A_B6200 Services & Fees	-	-	-	-
140		A_B6300 Travel	-	-	-	-
141	FC_B40 Restr	A_B6400 Supplies	-	-	-	-
142	Grants	A_B6450 Utilities	-	-	-	-
143		A_B6500 Repairs & Maintenance	-	-	-	-
144		A_B6550 Rentals & Leases	-	-	-	-
145		A_B6575 Interest Expense	-	-	-	-
146		A_B6600 Claims & Judgements	-	-	-	-
147		A_B6650 Other Expense	-	-	-	-
148		A_B6700 Subcontracts	-	-	-	-
149		A_B6900 Depreciation & Amortization	-	-	-	-
150		A_B7000 Capital Expense	-	-	-	-
151		A_B7200 Discontinued Operations	-	-	-	-
152		A_B7500 Other Non Operating Expenses	-	-	-	-
153		A_B7600 Internal Allocations & Sales	-	-	-	-
154		A_B7700 Funding Tranfers	-	-	-	-
155		Total_Expenses Expenses	-	-	-	-
156		Statement of Activities Net Result	-	-	-	-
157		A_B4000 Tuition & Educational Fees	-	-	-	-
158		A_B4100 Sales of Goods & Services	-	-	-	-
159		A_B4300 Grants & Contracts	-	-	-	-
160		A_43501 Federal Appropriations	-	-	-	-
161		A_B4400 Other Operating Revenue	-	-	-	-
162		A_B5000 Non Operating Revenues	-	-	-	-
163		A_B5100 Appropriations	-	-	-	-
164		A_B5300 Gifts	-	-	-	-
165		A_B5500 Investment Income	-	-	-	-
166		A_B5600 Other Non Operating Revenues	-	-	-	-
167		Total_Revenue Revenue	-	-	-	-
168		A_B6000 Salaries, Wages & Benefits	-	-	-	-
169		A_B6200 Services & Fees	-	-	-	-
170		A_B6300 Travel	-	-	-	-
171	FC_B45 Restr	A_B6400 Supplies	-	-	-	-
172	Govt Funds	A_B6450 Utilities	-	-	-	-
173		A_B6500 Repairs & Maintenance	-	-	-	-
174		A_B6550 Rentals & Leases	-	-	-	-
175		A_B6575 Interest Expense	-	-	-	-
176		A_B6600 Claims & Judgements	-	-	-	-
177		A_B6650 Other Expense	-	-	-	-
178		A_B6700 Subcontracts	-	-	-	-
179		A_B6900 Depreciation & Amortization	-	-	-	-
180		A_B7000 Capital Expense	-	-	-	-
181		A_B7200 Discontinued Operations	-	-	-	-
182		A_B7500 Other Non Operating Expenses	-	-	-	-
183		A_B7600 Internal Allocations & Sales	-	-	-	-
184		A_B7700 Funding Tranfers	-	-	-	-
185		Total_Expenses Expenses	-	-	-	-
186		Statement of Activities Net Result	-	-	-	-


	A	B	C	D	E	F	
1							
2	O_24007: Postal Services						
3	Board of Trustees Report						
4	O_24007: Postal Services						
5			FY18		FY19		
6	Fund Class - Source	Summary Level Natural Accounts	Budget	Actual through March	Budget	Variance FY18 Budget to FY19 Budget	
7	FC_105 Unrestricted Operating Class	A_B4000 Tuition & Educational Fees	-	-	-	-	
8		A_B4100 Sales of Goods & Services	-	(7,908)	-	-	
9		A_B4300 Grants & Contracts	-	-	-	-	
10		A_43501 Federal Appropriations	-	-	-	-	
11		A_B4400 Other Operating Revenue	(2,340)	-	-	2,340	
12		A_B5000 Non Operating Revenues	-	-	-	-	
13		A_B5100 Appropriations	-	-	-	-	
14		A_B5300 Gifts	-	-	-	-	
15		A_B5500 Investment Income	-	-	-	-	
16		A_B5600 Other Non Operating Revenues	-	-	-	-	
17			Total_Revenue Revenue	(2,340)	(7,908)	-	2,340
18			A_B6000 Salaries, Wages & Benefits	237,983	161,396	217,266	(20,718)
19			A_B6200 Services & Fees	5,496	-	-	(5,496)
20			A_B6300 Travel	1,500	565	2,700	1,200
21			A_B6400 Supplies	9,600	168,754	272,200	262,600
22			A_B6450 Utilities	-	-	-	-
23			A_B6500 Repairs & Maintenance	-	-	-	-
24			A_B6550 Rentals & Leases	15,421	897	1,195	(14,226)
25			A_B6575 Interest Expense	807	598	797	(10)
26			A_B6600 Claims & Judgements	-	-	-	-
27			A_B6650 Other Expense	200	3,430	6,601	6,401
28			A_B6700 Subcontracts	-	-	-	-
29			A_B6900 Depreciation & Amortization	-	-	-	-
30			A_B7000 Capital Expense	-	10,610	14,146	14,146
31			A_B7200 Discontinued Operations	-	-	-	-
32			A_B7500 Other Non Operating Expenses	-	-	-	-
33			A_B7600 Internal Allocations & Sales	-	(179,495)	(262,550)	(262,550)
34			A_B7700 Funding Tranfers	-	-	-	-
35			Total_Expenses Expenses	271,007	166,754	252,355	(18,652)
36			Statement of Activities Net Result	268,667	158,846	252,355	(16,312)
37		FC_B20 Designated Op	A_B4000 Tuition & Educational Fees	-	-	-	-
38			A_B4100 Sales of Goods & Services	-	-	-	-
39			A_B4300 Grants & Contracts	-	-	-	-
40			A_43501 Federal Appropriations	-	-	-	-
41			A_B4400 Other Operating Revenue	-	-	-	-
42			A_B5000 Non Operating Revenues	-	-	-	-
43	A_B5100 Appropriations		-	-	-	-	
44	A_B5300 Gifts		-	-	-	-	
45	A_B5500 Investment Income		-	-	-	-	
46	A_B5600 Other Non Operating Revenues		-	-	-	-	
47			Total_Revenue Revenue	-	-	-	-
48			A_B6000 Salaries, Wages & Benefits	-	-	-	-
49			A_B6200 Services & Fees	-	-	-	-
50			A_B6300 Travel	-	-	-	-
51			A_B6400 Supplies	-	-	-	-
52			A_B6450 Utilities	-	-	-	-
53			A_B6500 Repairs & Maintenance	-	-	-	-
54			A_B6550 Rentals & Leases	-	-	-	-
55			A_B6575 Interest Expense	-	-	-	-
56			A_B6600 Claims & Judgements	-	-	-	-
57			A_B6650 Other Expense	-	-	-	-
58			A_B6700 Subcontracts	-	-	-	-
59			A_B6900 Depreciation & Amortization	-	-	-	-
60			A_B7000 Capital Expense	-	-	-	-
61			A_B7200 Discontinued Operations	-	-	-	-
62			A_B7500 Other Non Operating Expenses	-	-	-	-
63			A_B7600 Internal Allocations & Sales	-	-	-	-
64			A_B7700 Funding Tranfers	-	-	-	-
65			Total_Expenses Expenses	-	-	-	-
66			Statement of Activities Net Result	-	-	-	-


	A	B	C	D	E	F
1						
2	O_24007: Postal Services					
3	Board of Trustees Report					
4	O_24007: Postal Services					
5			FY18		FY19	
6	Fund Class - Source	Summary Level Natural Accounts	Budget	Actual through March	Budget	Variance FY18 Budget to FY19 Budget
67		A_B4000 Tuition & Educational Fees	-	-	-	-
68		A_B4100 Sales of Goods & Services	-	-	-	-
69		A_B4300 Grants & Contracts	-	-	-	-
70		A_43501 Federal Appropriations	-	-	-	-
71		A_B4400 Other Operating Revenue	-	-	-	-
72		A_B5000 Non Operating Revenues	-	-	-	-
73		A_B5100 Appropriations	-	-	-	-
74		A_B5300 Gifts	-	-	-	-
75		A_B5500 Investment Income	-	-	-	-
76		A_B5600 Other Non Operating Revenues	-	-	-	-
77		Total_Revenue Revenue	-	-	-	-
78		A_B6000 Salaries, Wages & Benefits	-	-	-	-
79		A_B6200 Services & Fees	-	-	-	-
80		A_B6300 Travel	-	-	-	-
81	FC_B30 Restr	A_B6400 Supplies	-	-	-	-
82	Expendable Op	A_B6450 Utilities	-	-	-	-
83		A_B6500 Repairs & Maintenance	-	-	-	-
84		A_B6550 Rentals & Leases	-	-	-	-
85		A_B6575 Interest Expense	-	-	-	-
86		A_B6600 Claims & Judgements	-	-	-	-
87		A_B6650 Other Expense	-	-	-	-
88		A_B6700 Subcontracts	-	-	-	-
89		A_B6900 Depreciation & Amortization	-	-	-	-
90		A_B7000 Capital Expense	-	-	-	-
91		A_B7200 Discontinued Operations	-	-	-	-
92		A_B7500 Other Non Operating Expenses	-	-	-	-
93		A_B7600 Internal Allocations & Sales	-	-	-	-
94		A_B7700 Funding Tranfers	-	-	-	-
95		Total_Expenses Expenses	-	-	-	-
96		Statement of Activities Net Result	-	-	-	-
97		A_B4000 Tuition & Educational Fees	-	-	-	-
98		A_B4100 Sales of Goods & Services	-	-	-	-
99		A_B4300 Grants & Contracts	-	-	-	-
100		A_43501 Federal Appropriations	-	-	-	-
101		A_B4400 Other Operating Revenue	-	-	-	-
102		A_B5000 Non Operating Revenues	-	-	-	-
103		A_B5100 Appropriations	-	-	-	-
104		A_B5300 Gifts	-	-	-	-
105		A_B5500 Investment Income	-	-	-	-
106		A_B5600 Other Non Operating Revenues	-	-	-	-
107		Total_Revenue Revenue	-	-	-	-
108		A_B6000 Salaries, Wages & Benefits	-	-	-	-
109		A_B6200 Services & Fees	-	-	-	-
110		A_B6300 Travel	-	-	-	-
111	FC_B35 Restr	A_B6400 Supplies	-	-	-	-
112	Expendable Non Op	A_B6450 Utilities	-	-	-	-
113		A_B6500 Repairs & Maintenance	-	-	-	-
114		A_B6550 Rentals & Leases	-	-	-	-
115		A_B6575 Interest Expense	-	-	-	-
116		A_B6600 Claims & Judgements	-	-	-	-
117		A_B6650 Other Expense	-	-	-	-
118		A_B6700 Subcontracts	-	-	-	-
119		A_B6900 Depreciation & Amortization	-	-	-	-
120		A_B7000 Capital Expense	-	-	-	-
121		A_B7200 Discontinued Operations	-	-	-	-
122		A_B7500 Other Non Operating Expenses	-	-	-	-
123		A_B7600 Internal Allocations & Sales	-	-	-	-
124		A_B7700 Funding Tranfers	-	-	-	-
125		Total_Expenses Expenses	-	-	-	-
126		Statement of Activities Net Result	-	-	-	-

	A	B	C	D	E	F
1						
2	O_24007: Postal Services					
3	Board of Trustees Report					
4	O_24007: Postal Services					
5			FY18		FY19	
6	Fund Class - Source	Summary Level Natural Accounts	Budget	Actual through March	Budget	Variance FY18 Budget to FY19 Budget
127		A_B4000 Tuition & Educational Fees	-	-	-	-
128		A_B4100 Sales of Goods & Services	-	-	-	-
129		A_B4300 Grants & Contracts	-	-	-	-
130		A_43501 Federal Appropriations	-	-	-	-
131		A_B4400 Other Operating Revenue	-	-	-	-
132		A_B5000 Non Operating Revenues	-	-	-	-
133		A_B5100 Appropriations	-	-	-	-
134		A_B5300 Gifts	-	-	-	-
135		A_B5500 Investment Income	-	-	-	-
136		A_B5600 Other Non Operating Revenues	-	-	-	-
137		Total_Revenue Revenue	-	-	-	-
138		A_B6000 Salaries, Wages & Benefits	-	-	-	-
139		A_B6200 Services & Fees	-	-	-	-
140		A_B6300 Travel	-	-	-	-
141	FC_B40 Restr	A_B6400 Supplies	-	-	-	-
142	Grants	A_B6450 Utilities	-	-	-	-
143		A_B6500 Repairs & Maintenance	-	-	-	-
144		A_B6550 Rentals & Leases	-	-	-	-
145		A_B6575 Interest Expense	-	-	-	-
146		A_B6600 Claims & Judgements	-	-	-	-
147		A_B6650 Other Expense	-	-	-	-
148		A_B6700 Subcontracts	-	-	-	-
149		A_B6900 Depreciation & Amortization	-	-	-	-
150		A_B7000 Capital Expense	-	-	-	-
151		A_B7200 Discontinued Operations	-	-	-	-
152		A_B7500 Other Non Operating Expenses	-	-	-	-
153		A_B7600 Internal Allocations & Sales	-	-	-	-
154		A_B7700 Funding Tranfers	-	-	-	-
155		Total_Expenses Expenses	-	-	-	-
156		Statement of Activities Net Result	-	-	-	-
157		A_B4000 Tuition & Educational Fees	-	-	-	-
158		A_B4100 Sales of Goods & Services	-	-	-	-
159		A_B4300 Grants & Contracts	-	-	-	-
160		A_43501 Federal Appropriations	-	-	-	-
161		A_B4400 Other Operating Revenue	-	-	-	-
162		A_B5000 Non Operating Revenues	-	-	-	-
163		A_B5100 Appropriations	-	-	-	-
164		A_B5300 Gifts	-	-	-	-
165		A_B5500 Investment Income	-	-	-	-
166		A_B5600 Other Non Operating Revenues	-	-	-	-
167		Total_Revenue Revenue	-	-	-	-
168		A_B6000 Salaries, Wages & Benefits	-	-	-	-
169		A_B6200 Services & Fees	-	-	-	-
170		A_B6300 Travel	-	-	-	-
171	FC_B45 Restr	A_B6400 Supplies	-	-	-	-
172	Govt Funds	A_B6450 Utilities	-	-	-	-
173		A_B6500 Repairs & Maintenance	-	-	-	-
174		A_B6550 Rentals & Leases	-	-	-	-
175		A_B6575 Interest Expense	-	-	-	-
176		A_B6600 Claims & Judgements	-	-	-	-
177		A_B6650 Other Expense	-	-	-	-
178		A_B6700 Subcontracts	-	-	-	-
179		A_B6900 Depreciation & Amortization	-	-	-	-
180		A_B7000 Capital Expense	-	-	-	-
181		A_B7200 Discontinued Operations	-	-	-	-
182		A_B7500 Other Non Operating Expenses	-	-	-	-
183		A_B7600 Internal Allocations & Sales	-	-	-	-
184		A_B7700 Funding Tranfers	-	-	-	-
185		Total_Expenses Expenses	-	-	-	-
186		Statement of Activities Net Result	-	-	-	-


	A	B	C	D	E	F	
1							
2	O_24008: Trademark Licensing						
3	Board of Trustees Report						
4	O_24008: Trademark Licensing						
5			FY18		FY19		
6	Fund Class - Source	Summary Level Natural Accounts	Budget	Actual through March	Budget	Variance FY18 Budget to FY19 Budget	
7	FC_105 Unrestricted Operating Class	A_B4000 Tuition & Educational Fees	-	-	-	-	
8		A_B4100 Sales of Goods & Services	(503,000)	(194,196)	(550,450)	(47,450)	
9		A_B4300 Grants & Contracts	-	-	-	-	
10		A_43501 Federal Appropriations	-	-	-	-	
11		A_B4400 Other Operating Revenue	-	(274,553)	(2,500)	(2,500)	
12		A_B5000 Non Operating Revenues	-	-	-	-	
13		A_B5100 Appropriations	-	-	-	-	
14		A_B5300 Gifts	-	-	-	-	
15		A_B5500 Investment Income	-	-	-	-	
16		A_B5600 Other Non Operating Revenues	-	-	-	-	
17			Total_Revenue Revenue	(503,000)	(468,749)	(552,950)	(49,950)
18			A_B6000 Salaries, Wages & Benefits	181,480	136,110	188,961	7,481
19			A_B6200 Services & Fees	61,425	62,610	60,000	(1,425)
20			A_B6300 Travel	2,500	889	6,300	3,800
21			A_B6400 Supplies	10,500	8,447	12,500	2,000
22			A_B6450 Utilities	-	-	-	-
23			A_B6500 Repairs & Maintenance	-	743	500	500
24			A_B6550 Rentals & Leases	-	-	-	-
25			A_B6575 Interest Expense	-	-	-	-
26			A_B6600 Claims & Judgements	-	-	-	-
27			A_B6650 Other Expense	21,300	13,107	17,350	(3,950)
28			A_B6700 Subcontracts	-	-	-	-
29			A_B6900 Depreciation & Amortization	-	-	-	-
30			A_B7000 Capital Expense	-	-	-	-
31			A_B7200 Discontinued Operations	-	-	-	-
32			A_B7500 Other Non Operating Expenses	-	-	-	-
33			A_B7600 Internal Allocations & Sales	120,000	108,664	225,425	105,425
34			A_B7700 Funding Tranfers	105,795	-	12,000	(93,795)
35			Total_Expenses Expenses	503,000	330,570	523,036	20,036
36			Statement of Activities Net Result	-	(138,179)	(29,914)	(29,914)
37		FC_B20 Designated Op	A_B4000 Tuition & Educational Fees	-	-	-	-
38			A_B4100 Sales of Goods & Services	-	-	-	-
39			A_B4300 Grants & Contracts	-	-	-	-
40			A_43501 Federal Appropriations	-	-	-	-
41			A_B4400 Other Operating Revenue	-	-	-	-
42			A_B5000 Non Operating Revenues	-	-	-	-
43	A_B5100 Appropriations		-	-	-	-	
44	A_B5300 Gifts		-	-	-	-	
45	A_B5500 Investment Income		-	-	-	-	
46	A_B5600 Other Non Operating Revenues		-	-	-	-	
47			Total_Revenue Revenue	-	-	-	-
48			A_B6000 Salaries, Wages & Benefits	-	-	-	-
49			A_B6200 Services & Fees	-	-	-	-
50			A_B6300 Travel	-	-	-	-
51			A_B6400 Supplies	-	-	-	-
52			A_B6450 Utilities	-	-	-	-
53			A_B6500 Repairs & Maintenance	-	-	-	-
54			A_B6550 Rentals & Leases	-	-	-	-
55			A_B6575 Interest Expense	-	-	-	-
56			A_B6600 Claims & Judgements	-	-	-	-
57			A_B6650 Other Expense	-	-	-	-
58			A_B6700 Subcontracts	-	-	-	-
59			A_B6900 Depreciation & Amortization	-	-	-	-
60			A_B7000 Capital Expense	-	-	-	-
61			A_B7200 Discontinued Operations	-	-	-	-
62			A_B7500 Other Non Operating Expenses	-	-	-	-
63			A_B7600 Internal Allocations & Sales	-	-	-	-
64			A_B7700 Funding Tranfers	-	-	-	-
65			Total_Expenses Expenses	-	-	-	-
66			Statement of Activities Net Result	-	-	-	-


	A	B	C	D	E	F
1						
2	O_24008: Trademark Licensing					
3	Board of Trustees Report					
4	O_24008: Trademark Licensing					
5			FY18		FY19	
6	Fund Class - Source	Summary Level Natural Accounts	Budget	Actual through March	Budget	Variance FY18 Budget to FY19 Budget
67		A_B4000 Tuition & Educational Fees	-	-	-	-
68		A_B4100 Sales of Goods & Services	-	-	-	-
69		A_B4300 Grants & Contracts	-	-	-	-
70		A_43501 Federal Appropriations	-	-	-	-
71		A_B4400 Other Operating Revenue	-	-	-	-
72		A_B5000 Non Operating Revenues	-	-	-	-
73		A_B5100 Appropriations	-	-	-	-
74		A_B5300 Gifts	-	-	-	-
75		A_B5500 Investment Income	-	-	-	-
76		A_B5600 Other Non Operating Revenues	-	-	-	-
77		Total Revenue Revenue	-	-	-	-
78		A_B6000 Salaries, Wages & Benefits	-	-	-	-
79		A_B6200 Services & Fees	-	-	-	-
80		A_B6300 Travel	-	-	-	-
81	FC_B30 Restr	A_B6400 Supplies	-	-	-	-
82	Expendable Op	A_B6450 Utilities	-	-	-	-
83		A_B6500 Repairs & Maintenance	-	-	-	-
84		A_B6550 Rentals & Leases	-	-	-	-
85		A_B6575 Interest Expense	-	-	-	-
86		A_B6600 Claims & Judgements	-	-	-	-
87		A_B6650 Other Expense	-	-	-	-
88		A_B6700 Subcontracts	-	-	-	-
89		A_B6900 Depreciation & Amortization	-	-	-	-
90		A_B7000 Capital Expense	-	-	-	-
91		A_B7200 Discontinued Operations	-	-	-	-
92		A_B7500 Other Non Operating Expenses	-	-	-	-
93		A_B7600 Internal Allocations & Sales	-	-	-	-
94		A_B7700 Funding Tranfers	-	-	-	-
95		Total Expenses Expenses	-	-	-	-
96		Statement of Activities Net Result	-	-	-	-
97		A_B4000 Tuition & Educational Fees	-	-	-	-
98		A_B4100 Sales of Goods & Services	-	-	-	-
99		A_B4300 Grants & Contracts	-	-	-	-
100		A_43501 Federal Appropriations	-	-	-	-
101		A_B4400 Other Operating Revenue	-	-	-	-
102		A_B5000 Non Operating Revenues	-	-	-	-
103		A_B5100 Appropriations	-	-	-	-
104		A_B5300 Gifts	-	-	-	-
105		A_B5500 Investment Income	-	-	-	-
106		A_B5600 Other Non Operating Revenues	-	-	-	-
107		Total Revenue Revenue	-	-	-	-
108		A_B6000 Salaries, Wages & Benefits	-	-	-	-
109		A_B6200 Services & Fees	-	-	-	-
110		A_B6300 Travel	-	-	-	-
111	FC_B35 Restr	A_B6400 Supplies	-	-	-	-
112	Expendable Non Op	A_B6450 Utilities	-	-	-	-
113		A_B6500 Repairs & Maintenance	-	-	-	-
114		A_B6550 Rentals & Leases	-	-	-	-
115		A_B6575 Interest Expense	-	-	-	-
116		A_B6600 Claims & Judgements	-	-	-	-
117		A_B6650 Other Expense	-	-	-	-
118		A_B6700 Subcontracts	-	-	-	-
119		A_B6900 Depreciation & Amortization	-	-	-	-
120		A_B7000 Capital Expense	-	-	-	-
121		A_B7200 Discontinued Operations	-	-	-	-
122		A_B7500 Other Non Operating Expenses	-	-	-	-
123		A_B7600 Internal Allocations & Sales	-	-	-	-
124		A_B7700 Funding Tranfers	-	-	-	-
125		Total Expenses Expenses	-	-	-	-
126		Statement of Activities Net Result	-	-	-	-

	A	B	C	D	E	F
1						
2	O_24008: Trademark Licensing					
3	Board of Trustees Report					
4	O_24008: Trademark Licensing					
5			FY18		FY19	
6	Fund Class - Source	Summary Level Natural Accounts	Budget	Actual through March	Budget	Variance FY18 Budget to FY19 Budget
127		A_B4000 Tuition & Educational Fees	-	-	-	-
128		A_B4100 Sales of Goods & Services	-	-	-	-
129		A_B4300 Grants & Contracts	-	-	-	-
130		A_43501 Federal Appropriations	-	-	-	-
131		A_B4400 Other Operating Revenue	-	-	-	-
132		A_B5000 Non Operating Revenues	-	-	-	-
133		A_B5100 Appropriations	-	-	-	-
134		A_B5300 Gifts	-	-	-	-
135		A_B5500 Investment Income	-	-	-	-
136		A_B5600 Other Non Operating Revenues	-	-	-	-
137		Total_Revenue Revenue	-	-	-	-
138		A_B6000 Salaries, Wages & Benefits	-	-	-	-
139		A_B6200 Services & Fees	-	-	-	-
140		A_B6300 Travel	-	-	-	-
141	FC_B40 Restr	A_B6400 Supplies	-	-	-	-
142	Grants	A_B6450 Utilities	-	-	-	-
143		A_B6500 Repairs & Maintenance	-	-	-	-
144		A_B6550 Rentals & Leases	-	-	-	-
145		A_B6575 Interest Expense	-	-	-	-
146		A_B6600 Claims & Judgements	-	-	-	-
147		A_B6650 Other Expense	-	-	-	-
148		A_B6700 Subcontracts	-	-	-	-
149		A_B6900 Depreciation & Amortization	-	-	-	-
150		A_B7000 Capital Expense	-	-	-	-
151		A_B7200 Discontinued Operations	-	-	-	-
152		A_B7500 Other Non Operating Expenses	-	-	-	-
153		A_B7600 Internal Allocations & Sales	-	-	-	-
154		A_B7700 Funding Tranfers	-	-	-	-
155		Total_Expenses Expenses	-	-	-	-
156		Statement of Activities Net Result	-	-	-	-
157		A_B4000 Tuition & Educational Fees	-	-	-	-
158		A_B4100 Sales of Goods & Services	-	-	-	-
159		A_B4300 Grants & Contracts	-	-	-	-
160		A_43501 Federal Appropriations	-	-	-	-
161		A_B4400 Other Operating Revenue	-	-	-	-
162		A_B5000 Non Operating Revenues	-	-	-	-
163		A_B5100 Appropriations	-	-	-	-
164		A_B5300 Gifts	-	-	-	-
165		A_B5500 Investment Income	-	-	-	-
166		A_B5600 Other Non Operating Revenues	-	-	-	-
167		Total_Revenue Revenue	-	-	-	-
168		A_B6000 Salaries, Wages & Benefits	-	-	-	-
169		A_B6200 Services & Fees	-	-	-	-
170		A_B6300 Travel	-	-	-	-
171	FC_B45 Restr	A_B6400 Supplies	-	-	-	-
172	Govt Funds	A_B6450 Utilities	-	-	-	-
173		A_B6500 Repairs & Maintenance	-	-	-	-
174		A_B6550 Rentals & Leases	-	-	-	-
175		A_B6575 Interest Expense	-	-	-	-
176		A_B6600 Claims & Judgements	-	-	-	-
177		A_B6650 Other Expense	-	-	-	-
178		A_B6700 Subcontracts	-	-	-	-
179		A_B6900 Depreciation & Amortization	-	-	-	-
180		A_B7000 Capital Expense	-	-	-	-
181		A_B7200 Discontinued Operations	-	-	-	-
182		A_B7500 Other Non Operating Expenses	-	-	-	-
183		A_B7600 Internal Allocations & Sales	-	-	-	-
184		A_B7700 Funding Tranfers	-	-	-	-
185		Total_Expenses Expenses	-	-	-	-
186		Statement of Activities Net Result	-	-	-	-


	A	B	C	D	E	F	
1							
2	O_24009: Transit & Parking Services						
3	Board of Trustees Report						
4	O_24009: Transit & Parking Services						
5			FY18		FY19		
6	Fund Class - Source	Summary Level Natural Accounts	Budget	Actual through March	Budget	Variance FY18 Budget to FY19 Budget	
7	FC_105 Unrestricted Operating Class	A_B4000 Tuition & Educational Fees	(1,040,000)	(1,046,186)	(1,050,000)	(10,000)	
8		A_B4100 Sales of Goods & Services	(1,052,000)	(728,079)	(894,500)	157,500	
9		A_B4300 Grants & Contracts	-	-	-	-	
10		A_43501 Federal Appropriations	-	-	-	-	
11		A_B4400 Other Operating Revenue	(28,500)	(9,255)	(3,500)	25,000	
12		A_B5000 Non Operating Revenues	-	-	(121,000)	(121,000)	
13		A_B5100 Appropriations	-	-	-	-	
14		A_B5300 Gifts	-	-	-	-	
15		A_B5500 Investment Income	-	-	-	-	
16		A_B5600 Other Non Operating Revenues	(15,000)	-	-	15,000	
17			Total_Revenue Revenue	(2,135,500)	(1,783,520)	(2,069,000)	66,500
18			A_B6000 Salaries, Wages & Benefits	1,303,065	670,243	1,252,952	(50,114)
19			A_B6200 Services & Fees	88,760	30,749	45,527	(43,233)
20			A_B6300 Travel	1,500	4,274	5,750	4,250
21			A_B6400 Supplies	533,483	59,524	186,167	(347,316)
22			A_B6450 Utilities	8,500	4,431	4,250	(4,250)
23			A_B6500 Repairs & Maintenance	76,500	93,950	157,600	81,100
24			A_B6550 Rentals & Leases	23,300	5,055	6,300	(17,000)
25			A_B6575 Interest Expense	-	-	-	-
26			A_B6600 Claims & Judgements	-	-	-	-
27			A_B6650 Other Expense	55,250	120,717	43,375	(11,875)
28			A_B6700 Subcontracts	-	221	-	-
29			A_B6900 Depreciation & Amortization	-	-	-	-
30			A_B7000 Capital Expense	-	-	-	-
31			A_B7200 Discontinued Operations	-	-	-	-
32			A_B7500 Other Non Operating Expenses	-	357	-	-
33			A_B7600 Internal Allocations & Sales	45,000	144,469	171,012	126,012
34			A_B7700 Funding Tranfers	(167,996)	-	136,457	304,453
35			Total_Expenses Expenses	1,967,362	1,133,990	2,009,390	42,028
36			Statement of Activities Net Result	(168,138)	(649,531)	(59,610)	108,528
37		FC_B20 Designated Op	A_B4000 Tuition & Educational Fees	-	-	-	-
38			A_B4100 Sales of Goods & Services	-	-	-	-
39			A_B4300 Grants & Contracts	-	-	-	-
40			A_43501 Federal Appropriations	-	-	-	-
41			A_B4400 Other Operating Revenue	-	-	-	-
42			A_B5000 Non Operating Revenues	-	-	-	-
43	A_B5100 Appropriations		-	-	-	-	
44	A_B5300 Gifts		-	-	-	-	
45	A_B5500 Investment Income		-	-	-	-	
46	A_B5600 Other Non Operating Revenues		-	-	-	-	
47			Total_Revenue Revenue	-	-	-	-
48			A_B6000 Salaries, Wages & Benefits	-	287,043	-	-
49			A_B6200 Services & Fees	-	38	-	-
50			A_B6300 Travel	-	682	-	-
51			A_B6400 Supplies	-	560	-	-
52			A_B6450 Utilities	-	-	-	-
53			A_B6500 Repairs & Maintenance	-	15,982	-	-
54			A_B6550 Rentals & Leases	-	-	-	-
55			A_B6575 Interest Expense	-	-	-	-
56			A_B6600 Claims & Judgements	-	-	-	-
57			A_B6650 Other Expense	-	32,924	-	-
58			A_B6700 Subcontracts	-	-	-	-
59			A_B6900 Depreciation & Amortization	-	-	-	-
60			A_B7000 Capital Expense	-	-	-	-
61			A_B7200 Discontinued Operations	-	-	-	-
62			A_B7500 Other Non Operating Expenses	-	-	-	-
63			A_B7600 Internal Allocations & Sales	-	-	-	-
64			A_B7700 Funding Tranfers	-	-	-	-
65			Total_Expenses Expenses	-	337,230	-	-
66			Statement of Activities Net Result	-	337,230	-	-


	A	B	C	D	E	F
1						
2	O_24009: Transit & Parking Services					
3	Board of Trustees Report					
4	O_24009: Transit & Parking Services					
5			FY18		FY19	
6	Fund Class - Source	Summary Level Natural Accounts	Budget	Actual through March	Budget	Variance FY18 Budget to FY19 Budget
67		A_B4000 Tuition & Educational Fees	-	-	-	-
68		A_B4100 Sales of Goods & Services	-	-	-	-
69		A_B4300 Grants & Contracts	-	-	-	-
70		A_43501 Federal Appropriations	-	-	-	-
71		A_B4400 Other Operating Revenue	-	-	-	-
72		A_B5000 Non Operating Revenues	-	-	-	-
73		A_B5100 Appropriations	-	-	-	-
74		A_B5300 Gifts	-	-	-	-
75		A_B5500 Investment Income	-	-	-	-
76		A_B5600 Other Non Operating Revenues	-	-	-	-
77		Total_Revenue Revenue	-	-	-	-
78		A_B6000 Salaries, Wages & Benefits	-	-	-	-
79		A_B6200 Services & Fees	-	-	-	-
80		A_B6300 Travel	-	-	-	-
81	FC_B30 Restr	A_B6400 Supplies	-	-	-	-
82	Expendable Op	A_B6450 Utilities	-	-	-	-
83		A_B6500 Repairs & Maintenance	-	-	-	-
84		A_B6550 Rentals & Leases	-	-	-	-
85		A_B6575 Interest Expense	-	-	-	-
86		A_B6600 Claims & Judgements	-	-	-	-
87		A_B6650 Other Expense	-	-	-	-
88		A_B6700 Subcontracts	-	-	-	-
89		A_B6900 Depreciation & Amortization	-	-	-	-
90		A_B7000 Capital Expense	-	-	-	-
91		A_B7200 Discontinued Operations	-	-	-	-
92		A_B7500 Other Non Operating Expenses	-	-	-	-
93		A_B7600 Internal Allocations & Sales	-	-	-	-
94		A_B7700 Funding Tranfers	-	-	-	-
95		Total_Expenses Expenses	-	-	-	-
96		Statement of Activities Net Result	-	-	-	-
97		A_B4000 Tuition & Educational Fees	-	-	-	-
98		A_B4100 Sales of Goods & Services	-	-	-	-
99		A_B4300 Grants & Contracts	-	-	-	-
100		A_43501 Federal Appropriations	-	-	-	-
101		A_B4400 Other Operating Revenue	-	-	-	-
102		A_B5000 Non Operating Revenues	-	-	-	-
103		A_B5100 Appropriations	-	-	-	-
104		A_B5300 Gifts	-	-	-	-
105		A_B5500 Investment Income	-	-	-	-
106		A_B5600 Other Non Operating Revenues	-	-	-	-
107		Total_Revenue Revenue	-	-	-	-
108		A_B6000 Salaries, Wages & Benefits	-	-	-	-
109		A_B6200 Services & Fees	-	-	-	-
110		A_B6300 Travel	-	-	-	-
111	FC_B35 Restr	A_B6400 Supplies	-	-	-	-
112	Expendable Non Op	A_B6450 Utilities	-	-	-	-
113		A_B6500 Repairs & Maintenance	-	-	-	-
114		A_B6550 Rentals & Leases	-	-	-	-
115		A_B6575 Interest Expense	-	-	-	-
116		A_B6600 Claims & Judgements	-	-	-	-
117		A_B6650 Other Expense	-	-	-	-
118		A_B6700 Subcontracts	-	-	-	-
119		A_B6900 Depreciation & Amortization	-	-	-	-
120		A_B7000 Capital Expense	-	-	-	-
121		A_B7200 Discontinued Operations	-	-	-	-
122		A_B7500 Other Non Operating Expenses	-	-	-	-
123		A_B7600 Internal Allocations & Sales	-	-	-	-
124		A_B7700 Funding Tranfers	-	-	-	-
125		Total_Expenses Expenses	-	-	-	-
126		Statement of Activities Net Result	-	-	-	-


	A	B	C	D	E	F
1						
2	O_24009: Transit & Parking Services					
3	Board of Trustees Report					
4	O_24009: Transit & Parking Services					
5						
6	Fund Class - Source	Summary Level Natural Accounts	FY18 Budget	FY19 Actual through March	FY19 Budget	Variance FY18 Budget to FY19 Budget
127		A_B4000 Tuition & Educational Fees	-	-	64,962	64,962
128		A_B4100 Sales of Goods & Services	-	-	-	-
129		A_B4300 Grants & Contracts	-	(669,758)	(2,859,868)	(2,859,868)
130		A_43501 Federal Appropriations	-	-	-	-
131		A_B4400 Other Operating Revenue	-	-	-	-
132		A_B5000 Non Operating Revenues	-	-	-	-
133		A_B5100 Appropriations	-	-	-	-
134		A_B5300 Gifts	-	-	-	-
135		A_B5500 Investment Income	-	-	-	-
136		A_B5600 Other Non Operating Revenues	-	-	487,211	487,211
137		Total_Revenue Revenue	-	(669,758)	(2,307,696)	(2,307,696)
138		A_B6000 Salaries, Wages & Benefits	-	646,895	572,170	572,170
139		A_B6200 Services & Fees	-	4,215	202,683	202,683
140		A_B6300 Travel	-	3,106	129,118	129,118
141	FC_B40 Restr	A_B6400 Supplies	-	19,469	247,596	247,596
142	Grants	A_B6450 Utilities	-	-	-	-
143		A_B6500 Repairs & Maintenance	-	122,689	-	-
144		A_B6550 Rentals & Leases	-	-	638,913	638,913
145		A_B6575 Interest Expense	-	-	-	-
146		A_B6600 Claims & Judgements	-	-	-	-
147		A_B6650 Other Expense	-	73,411	-	-
148		A_B6700 Subcontracts	-	-	-	-
149		A_B6900 Depreciation & Amortization	-	-	-	-
150		A_B7000 Capital Expense	-	-	-	-
151		A_B7200 Discontinued Operations	-	-	-	-
152		A_B7500 Other Non Operating Expenses	-	-	(1,203)	(1,203)
153		A_B7600 Internal Allocations & Sales	-	-	-	-
154		A_B7700 Funding Tranfers	-	-	-	-
155		Total_Expenses Expenses	-	869,786	1,789,277	1,789,277
156		Statement of Activities Net Result	-	200,027	(518,418)	(518,418)
157		A_B4000 Tuition & Educational Fees	-	-	-	-
158		A_B4100 Sales of Goods & Services	-	-	-	-
159		A_B4300 Grants & Contracts	-	-	-	-
160		A_43501 Federal Appropriations	-	-	-	-
161		A_B4400 Other Operating Revenue	-	-	-	-
162		A_B5000 Non Operating Revenues	-	-	-	-
163		A_B5100 Appropriations	-	-	-	-
164		A_B5300 Gifts	-	-	-	-
165		A_B5500 Investment Income	-	-	-	-
166		A_B5600 Other Non Operating Revenues	-	-	-	-
167		Total_Revenue Revenue	-	-	-	-
168		A_B6000 Salaries, Wages & Benefits	-	-	-	-
169		A_B6200 Services & Fees	-	-	-	-
170		A_B6300 Travel	-	-	-	-
171	FC_B45 Restr	A_B6400 Supplies	-	-	-	-
172	Govt Funds	A_B6450 Utilities	-	-	-	-
173		A_B6500 Repairs & Maintenance	-	-	-	-
174		A_B6550 Rentals & Leases	-	-	-	-
175		A_B6575 Interest Expense	-	-	-	-
176		A_B6600 Claims & Judgements	-	-	-	-
177		A_B6650 Other Expense	-	-	-	-
178		A_B6700 Subcontracts	-	-	-	-
179		A_B6900 Depreciation & Amortization	-	-	-	-
180		A_B7000 Capital Expense	-	-	-	-
181		A_B7200 Discontinued Operations	-	-	-	-
182		A_B7500 Other Non Operating Expenses	-	-	-	-
183		A_B7600 Internal Allocations & Sales	-	-	-	-
184		A_B7700 Funding Tranfers	-	-	-	-
185		Total_Expenses Expenses	-	-	-	-
186		Statement of Activities Net Result	-	-	-	-


	A	B	C	D	E	F	
1							
2	O_24010: Vending Services						
3	Board of Trustees Report						
4	O_24010: Vending Services						
5			FY18		FY19		
6	Fund Class - Source	Summary Level Natural Accounts	Budget	Actual through March	Budget	Variance FY18 Budget to FY19 Budget	
7	FC_105 Unrestricted Operating Class	A_B4000 Tuition & Educational Fees	-	-	-	-	
8		A_B4100 Sales of Goods & Services	(415,000)	(261,450)	(425,000)	(10,000)	
9		A_B4300 Grants & Contracts	-	-	-	-	
10		A_43501 Federal Appropriations	-	-	-	-	
11		A_B4400 Other Operating Revenue	132,200	(6,405)	(19,000)	(151,200)	
12		A_B5000 Non Operating Revenues	-	-	-	-	
13		A_B5100 Appropriations	-	-	-	-	
14		A_B5300 Gifts	-	-	-	-	
15		A_B5500 Investment Income	-	-	-	-	
16		A_B5600 Other Non Operating Revenues	(18,000)	-	-	18,000	
17		Total_Revenue Revenue	(300,800)	(267,855)	(444,000)	(143,200)	
18		A_B6000 Salaries, Wages & Benefits	154,766	120,159	165,026	10,260	
19		A_B6200 Services & Fees	5,000	-	150	(4,850)	
20		A_B6300 Travel	850	874	1,000	150	
21		A_B6400 Supplies	35,700	142,132	314,530	278,830	
22		A_B6450 Utilities	-	-	-	-	
23		A_B6500 Repairs & Maintenance	11,500	5,233	3,700	(7,800)	
24		A_B6550 Rentals & Leases	-	-	-	-	
25		A_B6575 Interest Expense	-	-	-	-	
26		A_B6600 Claims & Judgements	-	-	-	-	
27		A_B6650 Other Expense	(2,804)	6,030	11,675	14,479	
28		A_B6700 Subcontracts	-	-	-	-	
29		A_B6900 Depreciation & Amortization	2,516	739	2,516	0	
30		A_B7000 Capital Expense	-	-	-	-	
31		A_B7200 Discontinued Operations	-	-	-	-	
32		A_B7500 Other Non Operating Expenses	-	-	-	-	
33		A_B7600 Internal Allocations & Sales	46,250	(8,448)	(84,604)	(130,854)	
34		A_B7700 Funding Tranfers	30,000	-	-	(30,000)	
35		Total_Expenses Expenses	283,778	266,718	413,993	130,215	
36		Statement of Activities Net Result	(17,022)	(1,137)	(30,007)	(12,985)	
37		FC_B20 Designated Op	A_B4000 Tuition & Educational Fees	-	-	-	-
38			A_B4100 Sales of Goods & Services	-	-	-	-
39			A_B4300 Grants & Contracts	-	-	-	-
40			A_43501 Federal Appropriations	-	-	-	-
41			A_B4400 Other Operating Revenue	-	-	-	-
42			A_B5000 Non Operating Revenues	-	-	-	-
43	A_B5100 Appropriations		-	-	-	-	
44	A_B5300 Gifts		-	-	-	-	
45	A_B5500 Investment Income		-	-	-	-	
46	A_B5600 Other Non Operating Revenues		-	-	-	-	
47	Total_Revenue Revenue		-	-	-	-	
48	A_B6000 Salaries, Wages & Benefits		-	-	-	-	
49	A_B6200 Services & Fees		-	-	-	-	
50	A_B6300 Travel		-	-	-	-	
51	A_B6400 Supplies		-	-	-	-	
52	A_B6450 Utilities		-	-	-	-	
53	A_B6500 Repairs & Maintenance		-	-	-	-	
54	A_B6550 Rentals & Leases		-	-	-	-	
55	A_B6575 Interest Expense		-	-	-	-	
56	A_B6600 Claims & Judgements		-	-	-	-	
57	A_B6650 Other Expense		-	-	-	-	
58	A_B6700 Subcontracts		-	-	-	-	
59	A_B6900 Depreciation & Amortization		-	-	-	-	
60	A_B7000 Capital Expense		-	-	-	-	
61	A_B7200 Discontinued Operations		-	-	-	-	
62	A_B7500 Other Non Operating Expenses		-	-	-	-	
63	A_B7600 Internal Allocations & Sales		-	-	-	-	
64	A_B7700 Funding Tranfers		-	-	-	-	
65	Total_Expenses Expenses		-	-	-	-	
66	Statement of Activities Net Result		-	-	-	-	


	A	B	C	D	E	F
1						
2	O_24010: Vending Services					
3	Board of Trustees Report					
4	O_24010: Vending Services					
5			FY18		FY19	
6	Fund Class - Source	Summary Level Natural Accounts	Budget	Actual through March	Budget	Variance FY18 Budget to FY19 Budget
67		A_B4000 Tuition & Educational Fees	-	-	-	-
68		A_B4100 Sales of Goods & Services	-	-	-	-
69		A_B4300 Grants & Contracts	-	-	-	-
70		A_43501 Federal Appropriations	-	-	-	-
71		A_B4400 Other Operating Revenue	-	-	-	-
72		A_B5000 Non Operating Revenues	-	-	-	-
73		A_B5100 Appropriations	-	-	-	-
74		A_B5300 Gifts	-	-	-	-
75		A_B5500 Investment Income	-	-	-	-
76		A_B5600 Other Non Operating Revenues	-	-	-	-
77		Total_Revenue Revenue	-	-	-	-
78		A_B6000 Salaries, Wages & Benefits	-	-	-	-
79		A_B6200 Services & Fees	-	-	-	-
80		A_B6300 Travel	-	-	-	-
81	FC_B30 Restr	A_B6400 Supplies	-	-	-	-
82	Expendable Op	A_B6450 Utilities	-	-	-	-
83		A_B6500 Repairs & Maintenance	-	-	-	-
84		A_B6550 Rentals & Leases	-	-	-	-
85		A_B6575 Interest Expense	-	-	-	-
86		A_B6600 Claims & Judgements	-	-	-	-
87		A_B6650 Other Expense	-	-	-	-
88		A_B6700 Subcontracts	-	-	-	-
89		A_B6900 Depreciation & Amortization	-	-	-	-
90		A_B7000 Capital Expense	-	-	-	-
91		A_B7200 Discontinued Operations	-	-	-	-
92		A_B7500 Other Non Operating Expenses	-	-	-	-
93		A_B7600 Internal Allocations & Sales	-	-	-	-
94		A_B7700 Funding Tranfers	-	-	-	-
95		Total_Expenses Expenses	-	-	-	-
96		Statement of Activities Net Result	-	-	-	-
97		A_B4000 Tuition & Educational Fees	-	-	-	-
98		A_B4100 Sales of Goods & Services	-	-	-	-
99		A_B4300 Grants & Contracts	-	-	-	-
100		A_43501 Federal Appropriations	-	-	-	-
101		A_B4400 Other Operating Revenue	-	-	-	-
102		A_B5000 Non Operating Revenues	-	-	-	-
103		A_B5100 Appropriations	-	-	-	-
104		A_B5300 Gifts	-	-	-	-
105		A_B5500 Investment Income	-	-	-	-
106		A_B5600 Other Non Operating Revenues	-	-	-	-
107		Total_Revenue Revenue	-	-	-	-
108		A_B6000 Salaries, Wages & Benefits	-	-	-	-
109		A_B6200 Services & Fees	-	-	-	-
110		A_B6300 Travel	-	-	-	-
111	FC_B35 Restr	A_B6400 Supplies	-	-	-	-
112	Expendable Non Op	A_B6450 Utilities	-	-	-	-
113		A_B6500 Repairs & Maintenance	-	-	-	-
114		A_B6550 Rentals & Leases	-	-	-	-
115		A_B6575 Interest Expense	-	-	-	-
116		A_B6600 Claims & Judgements	-	-	-	-
117		A_B6650 Other Expense	-	-	-	-
118		A_B6700 Subcontracts	-	-	-	-
119		A_B6900 Depreciation & Amortization	-	-	-	-
120		A_B7000 Capital Expense	-	-	-	-
121		A_B7200 Discontinued Operations	-	-	-	-
122		A_B7500 Other Non Operating Expenses	-	-	-	-
123		A_B7600 Internal Allocations & Sales	-	-	-	-
124		A_B7700 Funding Tranfers	-	-	-	-
125		Total_Expenses Expenses	-	-	-	-
126		Statement of Activities Net Result	-	-	-	-

	A	B	C	D	E	F
1						
2	O_24010: Vending Services					
3	Board of Trustees Report					
4	O_24010: Vending Services					
5			FY18		FY19	
6	Fund Class - Source	Summary Level Natural Accounts	Budget	Actual through March	Budget	Variance FY18 Budget to FY19 Budget
127		A_B4000 Tuition & Educational Fees	-	-	-	-
128		A_B4100 Sales of Goods & Services	-	-	-	-
129		A_B4300 Grants & Contracts	-	-	-	-
130		A_43501 Federal Appropriations	-	-	-	-
131		A_B4400 Other Operating Revenue	-	-	-	-
132		A_B5000 Non Operating Revenues	-	-	-	-
133		A_B5100 Appropriations	-	-	-	-
134		A_B5300 Gifts	-	-	-	-
135		A_B5500 Investment Income	-	-	-	-
136		A_B5600 Other Non Operating Revenues	-	-	-	-
137		Total_Revenue Revenue	-	-	-	-
138		A_B6000 Salaries, Wages & Benefits	-	-	-	-
139		A_B6200 Services & Fees	-	-	-	-
140		A_B6300 Travel	-	-	-	-
141	FC_B40 Restr	A_B6400 Supplies	-	-	-	-
142	Grants	A_B6450 Utilities	-	-	-	-
143		A_B6500 Repairs & Maintenance	-	-	-	-
144		A_B6550 Rentals & Leases	-	-	-	-
145		A_B6575 Interest Expense	-	-	-	-
146		A_B6600 Claims & Judgements	-	-	-	-
147		A_B6650 Other Expense	-	-	-	-
148		A_B6700 Subcontracts	-	-	-	-
149		A_B6900 Depreciation & Amortization	-	-	-	-
150		A_B7000 Capital Expense	-	-	-	-
151		A_B7200 Discontinued Operations	-	-	-	-
152		A_B7500 Other Non Operating Expenses	-	-	-	-
153		A_B7600 Internal Allocations & Sales	-	-	-	-
154		A_B7700 Funding Tranfers	-	-	-	-
155		Total_Expenses Expenses	-	-	-	-
156		Statement of Activities Net Result	-	-	-	-
157		A_B4000 Tuition & Educational Fees	-	-	-	-
158		A_B4100 Sales of Goods & Services	-	-	-	-
159		A_B4300 Grants & Contracts	-	-	-	-
160		A_43501 Federal Appropriations	-	-	-	-
161		A_B4400 Other Operating Revenue	-	-	-	-
162		A_B5000 Non Operating Revenues	-	-	-	-
163		A_B5100 Appropriations	-	-	-	-
164		A_B5300 Gifts	-	-	-	-
165		A_B5500 Investment Income	-	-	-	-
166		A_B5600 Other Non Operating Revenues	-	-	-	-
167		Total_Revenue Revenue	-	-	-	-
168		A_B6000 Salaries, Wages & Benefits	-	-	-	-
169		A_B6200 Services & Fees	-	-	-	-
170		A_B6300 Travel	-	-	-	-
171	FC_B45 Restr	A_B6400 Supplies	-	-	-	-
172	Govt Funds	A_B6450 Utilities	-	-	-	-
173		A_B6500 Repairs & Maintenance	-	-	-	-
174		A_B6550 Rentals & Leases	-	-	-	-
175		A_B6575 Interest Expense	-	-	-	-
176		A_B6600 Claims & Judgements	-	-	-	-
177		A_B6650 Other Expense	-	-	-	-
178		A_B6700 Subcontracts	-	-	-	-
179		A_B6900 Depreciation & Amortization	-	-	-	-
180		A_B7000 Capital Expense	-	-	-	-
181		A_B7200 Discontinued Operations	-	-	-	-
182		A_B7500 Other Non Operating Expenses	-	-	-	-
183		A_B7600 Internal Allocations & Sales	-	-	-	-
184		A_B7700 Funding Tranfers	-	-	-	-
185		Total_Expenses Expenses	-	-	-	-
186		Statement of Activities Net Result	-	-	-	-


	A	B	C	D	E	F	
1							
2	O_C2500: University Police Subdivision						
3	Board of Trustees Report						
4	O_C2500: University Police Subdivision						
5			FY18		FY19		
6	Fund Class - Source	Summary Level Natural Accounts	Budget	Actual through March	Budget	Variance FY18 Budget to FY19 Budget	
7	FC_105 Unrestricted Operating Class	A_B4000 Tuition & Educational Fees	-	-	-	-	
8		A_B4100 Sales of Goods & Services	-	-	-	-	
9		A_B4300 Grants & Contracts	-	-	-	-	
10		A_43501 Federal Appropriations	-	-	-	-	
11		A_B4400 Other Operating Revenue	(55,426)	(5,441)	(5,500)	49,926	
12		A_B5000 Non Operating Revenues	-	-	-	-	
13		A_B5100 Appropriations	-	-	-	-	
14		A_B5300 Gifts	-	-	-	-	
15		A_B5500 Investment Income	-	-	-	-	
16		A_B5600 Other Non Operating Revenues	-	-	-	-	
17			Total Revenue Revenue	(55,426)	(5,441)	(5,500)	49,926
18			A_B6000 Salaries, Wages & Benefits	1,744,744	1,272,078	1,629,212	(115,533)
19			A_B6200 Services & Fees	34,293	2,470	14,475	(19,818)
20			A_B6300 Travel	5,100	2,796	5,100	-
21			A_B6400 Supplies	77,762	7,306	61,490	(16,272)
22			A_B6450 Utilities	800	-	-	(800)
23			A_B6500 Repairs & Maintenance	560	1,538	1,000	440
24			A_B6550 Rentals & Leases	-	-	-	-
25			A_B6575 Interest Expense	-	-	-	-
26			A_B6600 Claims & Judgements	-	-	-	-
27			A_B6650 Other Expense	30,540	9,035	31,210	670
28			A_B6700 Subcontracts	-	-	-	-
29			A_B6900 Depreciation & Amortization	-	-	-	-
30			A_B7000 Capital Expense	-	-	-	-
31			A_B7200 Discontinued Operations	-	-	-	-
32			A_B7500 Other Non Operating Expenses	-	-	-	-
33			A_B7600 Internal Allocations & Sales	-	19,713	28,148	28,148
34			A_B7700 Funding Tranfers	28,066	-	9,940	(18,126)
35			Total Expenses Expenses	1,921,865	1,314,936	1,780,575	(141,291)
36			Statement of Activities Net Result	1,866,439	1,309,495	1,775,075	(91,365)
37		FC_B20 Designated Op	A_B4000 Tuition & Educational Fees	-	-	-	-
38			A_B4100 Sales of Goods & Services	-	-	-	-
39			A_B4300 Grants & Contracts	-	-	-	-
40			A_43501 Federal Appropriations	-	-	-	-
41			A_B4400 Other Operating Revenue	(6,000)	(4,342)	-	6,000
42			A_B5000 Non Operating Revenues	-	-	-	-
43	A_B5100 Appropriations		-	-	-	-	
44	A_B5300 Gifts		-	-	-	-	
45	A_B5500 Investment Income		-	-	-	-	
46	A_B5600 Other Non Operating Revenues		-	-	-	-	
47			Total Revenue Revenue	(6,000)	(4,342)	-	6,000
48			A_B6000 Salaries, Wages & Benefits	-	-	-	-
49			A_B6200 Services & Fees	-	-	-	-
50			A_B6300 Travel	-	-	-	-
51			A_B6400 Supplies	1,500	-	-	(1,500)
52			A_B6450 Utilities	-	-	-	-
53			A_B6500 Repairs & Maintenance	86	-	-	(86)
54			A_B6550 Rentals & Leases	-	-	-	-
55			A_B6575 Interest Expense	-	-	-	-
56			A_B6600 Claims & Judgements	-	-	-	-
57			A_B6650 Other Expense	-	-	-	-
58			A_B6700 Subcontracts	-	-	-	-
59			A_B6900 Depreciation & Amortization	-	-	-	-
60			A_B7000 Capital Expense	-	-	-	-
61			A_B7200 Discontinued Operations	-	-	-	-
62			A_B7500 Other Non Operating Expenses	-	-	-	-
63			A_B7600 Internal Allocations & Sales	-	-	-	-
64			A_B7700 Funding Tranfers	4,414	-	-	(4,414)
65			Total Expenses Expenses	6,000	-	-	(6,000)
66			Statement of Activities Net Result	-	(4,342)	-	-


	A	B	C	D	E	F
1						
2	O_C2500: University Police Subdivision					
3	Board of Trustees Report					
4	O_C2500: University Police Subdivision					
5			FY18		FY19	
6	Fund Class - Source	Summary Level Natural Accounts	Budget	Actual through March	Budget	Variance FY18 Budget to FY19 Budget
67		A_B4000 Tuition & Educational Fees	-	-	-	-
68		A_B4100 Sales of Goods & Services	-	-	-	-
69		A_B4300 Grants & Contracts	-	-	-	-
70		A_43501 Federal Appropriations	-	-	-	-
71		A_B4400 Other Operating Revenue	-	-	-	-
72		A_B5000 Non Operating Revenues	-	-	-	-
73		A_B5100 Appropriations	-	-	-	-
74		A_B5300 Gifts	-	-	-	-
75		A_B5500 Investment Income	-	-	-	-
76		A_B5600 Other Non Operating Revenues	-	-	-	-
77		Total Revenue Revenue	-	-	-	-
78		A_B6000 Salaries, Wages & Benefits	-	-	-	-
79		A_B6200 Services & Fees	-	-	-	-
80		A_B6300 Travel	-	-	-	-
81	FC_B30 Restr	A_B6400 Supplies	-	-	-	-
82	Expendable Op	A_B6450 Utilities	-	-	-	-
83		A_B6500 Repairs & Maintenance	-	-	-	-
84		A_B6550 Rentals & Leases	-	-	-	-
85		A_B6575 Interest Expense	-	-	-	-
86		A_B6600 Claims & Judgements	-	-	-	-
87		A_B6650 Other Expense	-	-	-	-
88		A_B6700 Subcontracts	-	-	-	-
89		A_B6900 Depreciation & Amortization	-	-	-	-
90		A_B7000 Capital Expense	-	-	-	-
91		A_B7200 Discontinued Operations	-	-	-	-
92		A_B7500 Other Non Operating Expenses	-	-	-	-
93		A_B7600 Internal Allocations & Sales	-	-	-	-
94		A_B7700 Funding Tranfers	-	-	-	-
95		Total Expenses Expenses	-	-	-	-
96		Statement of Activities Net Result	-	-	-	-
97		A_B4000 Tuition & Educational Fees	-	-	-	-
98		A_B4100 Sales of Goods & Services	-	-	-	-
99		A_B4300 Grants & Contracts	-	-	-	-
100		A_43501 Federal Appropriations	-	-	-	-
101		A_B4400 Other Operating Revenue	-	-	-	-
102		A_B5000 Non Operating Revenues	-	-	-	-
103		A_B5100 Appropriations	-	-	-	-
104		A_B5300 Gifts	-	-	-	-
105		A_B5500 Investment Income	-	-	-	-
106		A_B5600 Other Non Operating Revenues	-	-	-	-
107		Total Revenue Revenue	-	-	-	-
108		A_B6000 Salaries, Wages & Benefits	-	-	-	-
109		A_B6200 Services & Fees	-	-	-	-
110		A_B6300 Travel	-	-	-	-
111	FC_B35 Restr	A_B6400 Supplies	-	-	-	-
112	Expendable Non Op	A_B6450 Utilities	-	-	-	-
113		A_B6500 Repairs & Maintenance	-	-	-	-
114		A_B6550 Rentals & Leases	-	-	-	-
115		A_B6575 Interest Expense	-	-	-	-
116		A_B6600 Claims & Judgements	-	-	-	-
117		A_B6650 Other Expense	-	-	-	-
118		A_B6700 Subcontracts	-	-	-	-
119		A_B6900 Depreciation & Amortization	-	-	-	-
120		A_B7000 Capital Expense	-	-	-	-
121		A_B7200 Discontinued Operations	-	-	-	-
122		A_B7500 Other Non Operating Expenses	-	-	-	-
123		A_B7600 Internal Allocations & Sales	-	-	-	-
124		A_B7700 Funding Tranfers	-	-	-	-
125		Total Expenses Expenses	-	-	-	-
126		Statement of Activities Net Result	-	-	-	-


	A	B	C	D	E	F	
1							
2	O_C2500: University Police Subdivision						
3	Board of Trustees Report						
4	O_C2500: University Police Subdivision						
5			FY18		FY19		
6	Fund Class - Source	Summary Level Natural Accounts	Budget	Actual through March	Budget	Variance FY18 Budget to FY19 Budget	
127	FC_B40 Restr Grants	A_B4000 Tuition & Educational Fees	-	-	2,582	2,582	
128		A_B4100 Sales of Goods & Services	-	-	-	-	
129		A_B4300 Grants & Contracts	-	(65,870)	(88,476)	(88,476)	
130		A_43501 Federal Appropriations	-	-	-	-	
131		A_B4400 Other Operating Revenue	-	-	-	-	
132		A_B5000 Non Operating Revenues	-	-	-	-	
133		A_B5100 Appropriations	-	-	-	-	
134		A_B5300 Gifts	-	-	-	-	
135		A_B5500 Investment Income	-	-	-	-	
136		A_B5600 Other Non Operating Revenues	-	-	19,367	19,367	
137		Total_Revenue Revenue	-	(65,870)	(66,527)	(66,527)	
138		A_B6000 Salaries, Wages & Benefits	-	11,050	65,827	65,827	
139		A_B6200 Services & Fees	-	54,289	(26,679)	(26,679)	
140		A_B6300 Travel	-	-	5,165	5,165	
141		A_B6400 Supplies	-	-	12,911	12,911	
142		A_B6450 Utilities	-	-	-	-	
143		A_B6500 Repairs & Maintenance	-	-	-	-	
144		A_B6550 Rentals & Leases	-	-	9,038	9,038	
145		A_B6575 Interest Expense	-	-	-	-	
146		A_B6600 Claims & Judgements	-	-	-	-	
147		A_B6650 Other Expense	-	-	-	-	
148		A_B6700 Subcontracts	-	-	-	-	
149		A_B6900 Depreciation & Amortization	-	-	-	-	
150		A_B7000 Capital Expense	-	-	-	-	
151		A_B7200 Discontinued Operations	-	-	-	-	
152		A_B7500 Other Non Operating Expenses	-	-	(13,636)	(13,636)	
153		A_B7600 Internal Allocations & Sales	-	-	-	-	
154		A_B7700 Funding Tranfers	-	-	-	-	
155		Total_Expenses Expenses	-	65,339	52,625	52,625	
156		Statement of Activities Net Result	-	(530)	(13,902)	(13,902)	
157		FC_B45 Restr Govt Funds	A_B4000 Tuition & Educational Fees	-	-	-	-
158			A_B4100 Sales of Goods & Services	-	-	-	-
159			A_B4300 Grants & Contracts	-	-	-	-
160	A_43501 Federal Appropriations		-	-	-	-	
161	A_B4400 Other Operating Revenue		-	-	-	-	
162	A_B5000 Non Operating Revenues		-	-	-	-	
163	A_B5100 Appropriations		-	-	-	-	
164	A_B5300 Gifts		-	-	-	-	
165	A_B5500 Investment Income		-	-	-	-	
166	A_B5600 Other Non Operating Revenues		-	-	-	-	
167	Total_Revenue Revenue		-	-	-	-	
168	A_B6000 Salaries, Wages & Benefits		-	-	-	-	
169	A_B6200 Services & Fees		-	-	-	-	
170	A_B6300 Travel		-	-	-	-	
171	A_B6400 Supplies		-	-	-	-	
172	A_B6450 Utilities		-	-	-	-	
173	A_B6500 Repairs & Maintenance		-	-	-	-	
174	A_B6550 Rentals & Leases		-	-	-	-	
175	A_B6575 Interest Expense		-	-	-	-	
176	A_B6600 Claims & Judgements		-	-	-	-	
177	A_B6650 Other Expense		-	-	-	-	
178	A_B6700 Subcontracts		-	-	-	-	
179	A_B6900 Depreciation & Amortization		-	-	-	-	
180	A_B7000 Capital Expense		-	-	-	-	
181	A_B7200 Discontinued Operations		-	-	-	-	
182	A_B7500 Other Non Operating Expenses		-	-	-	-	
183	A_B7600 Internal Allocations & Sales		-	-	-	-	
184	A_B7700 Funding Tranfers		-	-	-	-	
185	Total_Expenses Expenses		-	-	-	-	
186	Statement of Activities Net Result		-	-	-	-	

	A	B	C	D	E	F	
1							
2	O_25001: University Police						
3	Board of Trustees Report						
4	O_25001: University Police						
5			FY18		FY19		
6	Fund Class - Source	Summary Level Natural Accounts	Budget	Actual through March	Budget	Variance FY18 Budget to FY19 Budget	
7	FC_105 Unrestricted Operating Class	A_B4000 Tuition & Educational Fees	-	-	-	-	
8		A_B4100 Sales of Goods & Services	-	-	-	-	
9		A_B4300 Grants & Contracts	-	-	-	-	
10		A_43501 Federal Appropriations	-	-	-	-	
11		A_B4400 Other Operating Revenue	(55,426)	(5,441)	(5,500)	49,926	
12		A_B5000 Non Operating Revenues	-	-	-	-	
13		A_B5100 Appropriations	-	-	-	-	
14		A_B5300 Gifts	-	-	-	-	
15		A_B5500 Investment Income	-	-	-	-	
16		A_B5600 Other Non Operating Revenues	-	-	-	-	
17			Total Revenue Revenue	(55,426)	(5,441)	(5,500)	49,926
18			A_B6000 Salaries, Wages & Benefits	1,744,744	1,272,078	1,629,212	(115,533)
19			A_B6200 Services & Fees	34,293	2,470	14,475	(19,818)
20			A_B6300 Travel	5,100	2,796	5,100	-
21			A_B6400 Supplies	77,762	7,306	61,490	(16,272)
22			A_B6450 Utilities	800	-	-	(800)
23			A_B6500 Repairs & Maintenance	560	1,538	1,000	440
24			A_B6550 Rentals & Leases	-	-	-	-
25			A_B6575 Interest Expense	-	-	-	-
26			A_B6600 Claims & Judgements	-	-	-	-
27			A_B6650 Other Expense	30,540	9,035	31,210	670
28			A_B6700 Subcontracts	-	-	-	-
29			A_B6900 Depreciation & Amortization	-	-	-	-
30			A_B7000 Capital Expense	-	-	-	-
31			A_B7200 Discontinued Operations	-	-	-	-
32			A_B7500 Other Non Operating Expenses	-	-	-	-
33			A_B7600 Internal Allocations & Sales	-	19,713	28,148	28,148
34			A_B7700 Funding Tranfers	28,066	-	9,940	(18,126)
35			Total Expenses Expenses	1,921,865	1,314,936	1,780,575	(141,291)
36			Statement of Activities Net Result	1,866,439	1,309,495	1,775,075	(91,365)
37		FC_B20 Designated Op	A_B4000 Tuition & Educational Fees	-	-	-	-
38			A_B4100 Sales of Goods & Services	-	-	-	-
39			A_B4300 Grants & Contracts	-	-	-	-
40			A_43501 Federal Appropriations	-	-	-	-
41			A_B4400 Other Operating Revenue	(6,000)	(4,342)	-	6,000
42			A_B5000 Non Operating Revenues	-	-	-	-
43	A_B5100 Appropriations		-	-	-	-	
44	A_B5300 Gifts		-	-	-	-	
45	A_B5500 Investment Income		-	-	-	-	
46	A_B5600 Other Non Operating Revenues		-	-	-	-	
47			Total Revenue Revenue	(6,000)	(4,342)	-	6,000
48			A_B6000 Salaries, Wages & Benefits	-	-	-	-
49			A_B6200 Services & Fees	-	-	-	-
50			A_B6300 Travel	-	-	-	-
51			A_B6400 Supplies	1,500	-	-	(1,500)
52			A_B6450 Utilities	-	-	-	-
53			A_B6500 Repairs & Maintenance	86	-	-	(86)
54			A_B6550 Rentals & Leases	-	-	-	-
55			A_B6575 Interest Expense	-	-	-	-
56			A_B6600 Claims & Judgements	-	-	-	-
57			A_B6650 Other Expense	-	-	-	-
58			A_B6700 Subcontracts	-	-	-	-
59			A_B6900 Depreciation & Amortization	-	-	-	-
60			A_B7000 Capital Expense	-	-	-	-
61			A_B7200 Discontinued Operations	-	-	-	-
62			A_B7500 Other Non Operating Expenses	-	-	-	-
63			A_B7600 Internal Allocations & Sales	-	-	-	-
64			A_B7700 Funding Tranfers	4,414	-	-	(4,414)
65			Total Expenses Expenses	6,000	-	-	(6,000)
66			Statement of Activities Net Result	-	(4,342)	-	-


	A	B	C	D	E	F
1						
2	O_25001: University Police					
3	Board of Trustees Report					
4	O_25001: University Police					
5			FY18		FY19	
6	Fund Class - Source	Summary Level Natural Accounts	Budget	Actual through March	Budget	Variance FY18 Budget to FY19 Budget
67		A_B4000 Tuition & Educational Fees	-	-	-	-
68		A_B4100 Sales of Goods & Services	-	-	-	-
69		A_B4300 Grants & Contracts	-	-	-	-
70		A_43501 Federal Appropriations	-	-	-	-
71		A_B4400 Other Operating Revenue	-	-	-	-
72		A_B5000 Non Operating Revenues	-	-	-	-
73		A_B5100 Appropriations	-	-	-	-
74		A_B5300 Gifts	-	-	-	-
75		A_B5500 Investment Income	-	-	-	-
76		A_B5600 Other Non Operating Revenues	-	-	-	-
77		Total Revenue Revenue	-	-	-	-
78		A_B6000 Salaries, Wages & Benefits	-	-	-	-
79		A_B6200 Services & Fees	-	-	-	-
80		A_B6300 Travel	-	-	-	-
81	FC_B30 Restr	A_B6400 Supplies	-	-	-	-
82	Expendable Op	A_B6450 Utilities	-	-	-	-
83		A_B6500 Repairs & Maintenance	-	-	-	-
84		A_B6550 Rentals & Leases	-	-	-	-
85		A_B6575 Interest Expense	-	-	-	-
86		A_B6600 Claims & Judgements	-	-	-	-
87		A_B6650 Other Expense	-	-	-	-
88		A_B6700 Subcontracts	-	-	-	-
89		A_B6900 Depreciation & Amortization	-	-	-	-
90		A_B7000 Capital Expense	-	-	-	-
91		A_B7200 Discontinued Operations	-	-	-	-
92		A_B7500 Other Non Operating Expenses	-	-	-	-
93		A_B7600 Internal Allocations & Sales	-	-	-	-
94		A_B7700 Funding Tranfers	-	-	-	-
95		Total Expenses Expenses	-	-	-	-
96		Statement of Activities Net Result	-	-	-	-
97		A_B4000 Tuition & Educational Fees	-	-	-	-
98		A_B4100 Sales of Goods & Services	-	-	-	-
99		A_B4300 Grants & Contracts	-	-	-	-
100		A_43501 Federal Appropriations	-	-	-	-
101		A_B4400 Other Operating Revenue	-	-	-	-
102		A_B5000 Non Operating Revenues	-	-	-	-
103		A_B5100 Appropriations	-	-	-	-
104		A_B5300 Gifts	-	-	-	-
105		A_B5500 Investment Income	-	-	-	-
106		A_B5600 Other Non Operating Revenues	-	-	-	-
107		Total Revenue Revenue	-	-	-	-
108		A_B6000 Salaries, Wages & Benefits	-	-	-	-
109		A_B6200 Services & Fees	-	-	-	-
110		A_B6300 Travel	-	-	-	-
111	FC_B35 Restr	A_B6400 Supplies	-	-	-	-
112	Expendable	A_B6450 Utilities	-	-	-	-
113	Non Op	A_B6500 Repairs & Maintenance	-	-	-	-
114		A_B6550 Rentals & Leases	-	-	-	-
115		A_B6575 Interest Expense	-	-	-	-
116		A_B6600 Claims & Judgements	-	-	-	-
117		A_B6650 Other Expense	-	-	-	-
118		A_B6700 Subcontracts	-	-	-	-
119		A_B6900 Depreciation & Amortization	-	-	-	-
120		A_B7000 Capital Expense	-	-	-	-
121		A_B7200 Discontinued Operations	-	-	-	-
122		A_B7500 Other Non Operating Expenses	-	-	-	-
123		A_B7600 Internal Allocations & Sales	-	-	-	-
124		A_B7700 Funding Tranfers	-	-	-	-
125		Total Expenses Expenses	-	-	-	-
126		Statement of Activities Net Result	-	-	-	-

	A	B	C	D	E	F
1						
2	O_25001: University Police					
3	Board of Trustees Report					
4	O_25001: University Police					
5			FY18		FY19	
6	Fund Class - Source	Summary Level Natural Accounts	Budget	Actual through March	Budget	Variance FY18 Budget to FY19 Budget
127		A_B4000 Tuition & Educational Fees	-	-	2,582	2,582
128		A_B4100 Sales of Goods & Services	-	-	-	-
129		A_B4300 Grants & Contracts	-	(65,870)	(88,476)	(88,476)
130		A_43501 Federal Appropriations	-	-	-	-
131		A_B4400 Other Operating Revenue	-	-	-	-
132		A_B5000 Non Operating Revenues	-	-	-	-
133		A_B5100 Appropriations	-	-	-	-
134		A_B5300 Gifts	-	-	-	-
135		A_B5500 Investment Income	-	-	-	-
136		A_B5600 Other Non Operating Revenues	-	-	19,367	19,367
137		Total_Revenue Revenue	-	(65,870)	(66,527)	(66,527)
138		A_B6000 Salaries, Wages & Benefits	-	11,050	65,827	65,827
139		A_B6200 Services & Fees	-	54,289	(26,679)	(26,679)
140		A_B6300 Travel	-	-	5,165	5,165
141	FC_B40 Restr	A_B6400 Supplies	-	-	12,911	12,911
142	Grants	A_B6450 Utilities	-	-	-	-
143		A_B6500 Repairs & Maintenance	-	-	-	-
144		A_B6550 Rentals & Leases	-	-	9,038	9,038
145		A_B6575 Interest Expense	-	-	-	-
146		A_B6600 Claims & Judgements	-	-	-	-
147		A_B6650 Other Expense	-	-	-	-
148		A_B6700 Subcontracts	-	-	-	-
149		A_B6900 Depreciation & Amortization	-	-	-	-
150		A_B7000 Capital Expense	-	-	-	-
151		A_B7200 Discontinued Operations	-	-	-	-
152		A_B7500 Other Non Operating Expenses	-	-	(13,636)	(13,636)
153		A_B7600 Internal Allocations & Sales	-	-	-	-
154		A_B7700 Funding Tranfers	-	-	-	-
155		Total_Expenses Expenses	-	65,339	52,625	52,625
156		Statement of Activities Net Result	-	(530)	(13,902)	(13,902)
157		A_B4000 Tuition & Educational Fees	-	-	-	-
158		A_B4100 Sales of Goods & Services	-	-	-	-
159		A_B4300 Grants & Contracts	-	-	-	-
160		A_43501 Federal Appropriations	-	-	-	-
161		A_B4400 Other Operating Revenue	-	-	-	-
162		A_B5000 Non Operating Revenues	-	-	-	-
163		A_B5100 Appropriations	-	-	-	-
164		A_B5300 Gifts	-	-	-	-
165		A_B5500 Investment Income	-	-	-	-
166		A_B5600 Other Non Operating Revenues	-	-	-	-
167		Total_Revenue Revenue	-	-	-	-
168		A_B6000 Salaries, Wages & Benefits	-	-	-	-
169		A_B6200 Services & Fees	-	-	-	-
170		A_B6300 Travel	-	-	-	-
171	FC_B45 Restr	A_B6400 Supplies	-	-	-	-
172	Govt Funds	A_B6450 Utilities	-	-	-	-
173		A_B6500 Repairs & Maintenance	-	-	-	-
174		A_B6550 Rentals & Leases	-	-	-	-
175		A_B6575 Interest Expense	-	-	-	-
176		A_B6600 Claims & Judgements	-	-	-	-
177		A_B6650 Other Expense	-	-	-	-
178		A_B6700 Subcontracts	-	-	-	-
179		A_B6900 Depreciation & Amortization	-	-	-	-
180		A_B7000 Capital Expense	-	-	-	-
181		A_B7200 Discontinued Operations	-	-	-	-
182		A_B7500 Other Non Operating Expenses	-	-	-	-
183		A_B7600 Internal Allocations & Sales	-	-	-	-
184		A_B7700 Funding Tranfers	-	-	-	-
185		Total_Expenses Expenses	-	-	-	-
186		Statement of Activities Net Result	-	-	-	-

	A	B	C	D	E	F	
1							
2	O_C2600: University Operations Subdivision						
3	Board of Trustees Report						
4	O_C2600: University Operations Subdivision						
5			FY18		FY19		
6	Fund Class - Source	Summary Level Natural Accounts	Budget	Actual through March	Budget	Variance FY18 Budget to FY19 Budget	
7	FC_105 Unrestricted Operating Class	A_B4000 Tuition & Educational Fees	(180,000)	-	(180,000)	-	
8		A_B4100 Sales of Goods & Services	(1,152,095)	(568,163)	(1,257,020)	(104,925)	
9		A_B4300 Grants & Contracts	-	-	-	-	
10		A_43501 Federal Appropriations	-	-	-	-	
11		A_B4400 Other Operating Revenue	(510,545)	(221,698)	(175,000)	335,545	
12		A_B5000 Non Operating Revenues	-	-	-	-	
13		A_B5100 Appropriations	(16,668,500)	-	(20,721,049)	(4,052,549)	
14		A_B5300 Gifts	-	-	-	-	
15		A_B5500 Investment Income	(100)	-	-	100	
16		A_B5600 Other Non Operating Revenues	(70,000)	-	-	70,000	
17			Total_Revenue Revenue	(18,581,240)	(789,861)	(22,333,069)	(3,751,829)
18			A_B6000 Salaries, Wages & Benefits	15,180,549	10,719,205	15,406,690	226,141
19			A_B6200 Services & Fees	406,410	464,593	534,323	127,913
20			A_B6300 Travel	13,150	10,580	23,912	10,762
21			A_B6400 Supplies	865,516	367,065	803,350	(62,166)
22			A_B6450 Utilities	10,622,705	7,063,131	10,812,320	189,615
23			A_B6500 Repairs & Maintenance	2,571,771	3,592,250	2,620,883	49,112
24			A_B6550 Rentals & Leases	587,956	268,392	637,656	49,700
25			A_B6575 Interest Expense	-	-	-	-
26			A_B6600 Claims & Judgements	-	-	-	-
27			A_B6650 Other Expense	62,889	125,165	210,796	147,907
28			A_B6700 Subcontracts	-	-	-	-
29			A_B6900 Depreciation & Amortization	-	-	-	-
30			A_B7000 Capital Expense	-	2,342,080	150,000	150,000
31			A_B7200 Discontinued Operations	-	-	-	-
32			A_B7500 Other Non Operating Expenses	5,000	1,580	-	(5,000)
33			A_B7600 Internal Allocations & Sales	(4,399,046)	(2,673,895)	(4,662,491)	(263,445)
34			A_B7700 Funding Trnfers	16,750,877	-	19,286,477	2,535,601
35			Total_Expenses Expenses	42,667,777	22,280,146	45,823,916	3,156,139
36			Statement of Activities Net Result	24,086,537	21,490,286	23,490,847	(595,689)
37		FC_B20 Designated Op	A_B4000 Tuition & Educational Fees	-	(193,322)	-	-
38			A_B4100 Sales of Goods & Services	-	(2,977)	-	-
39			A_B4300 Grants & Contracts	-	-	-	-
40			A_43501 Federal Appropriations	-	-	-	-
41			A_B4400 Other Operating Revenue	(3,000)	-	-	3,000
42			A_B5000 Non Operating Revenues	-	-	-	-
43	A_B5100 Appropriations		(1,000,000)	-	(699,000)	301,000	
44	A_B5300 Gifts		-	-	-	-	
45	A_B5500 Investment Income		-	-	-	-	
46	A_B5600 Other Non Operating Revenues		-	-	-	-	
47			Total_Revenue Revenue	(1,003,000)	(196,299)	(699,000)	304,000
48			A_B6000 Salaries, Wages & Benefits	-	-	-	-
49			A_B6200 Services & Fees	1,000	1,000	1,000	-
50			A_B6300 Travel	1,000	-	1,000	-
51			A_B6400 Supplies	100	-	100	-
52			A_B6450 Utilities	-	-	-	-
53			A_B6500 Repairs & Maintenance	97,900	-	-	(97,900)
54			A_B6550 Rentals & Leases	-	-	-	-
55			A_B6575 Interest Expense	-	-	-	-
56			A_B6600 Claims & Judgements	-	-	-	-
57			A_B6650 Other Expense	-	-	-	-
58			A_B6700 Subcontracts	-	-	-	-
59			A_B6900 Depreciation & Amortization	-	-	-	-
60			A_B7000 Capital Expense	-	400,000	-	-
61			A_B7200 Discontinued Operations	-	-	-	-
62			A_B7500 Other Non Operating Expenses	3,000	(801)	-	(3,000)
63			A_B7600 Internal Allocations & Sales	(100,000)	-	97,900	197,900
64			A_B7700 Funding Trnfers	1,000,000	768,371	599,000	(401,000)
65			Total_Expenses Expenses	1,003,000	1,168,571	699,000	(304,000)
66			Statement of Activities Net Result	-	972,272	-	-


	A	B	C	D	E	F
1						
2	O_C2600: University Operations Subdivision					
3	Board of Trustees Report					
4	O_C2600: University Operations Subdivision					
5			FY18		FY19	
6	Fund Class - Source	Summary Level Natural Accounts	Budget	Actual through March	Budget	Variance FY18 Budget to FY19 Budget
67		A_B4000 Tuition & Educational Fees	-	-	-	-
68		A_B4100 Sales of Goods & Services	-	-	-	-
69		A_B4300 Grants & Contracts	-	-	-	-
70		A_43501 Federal Appropriations	-	-	-	-
71		A_B4400 Other Operating Revenue	-	-	-	-
72		A_B5000 Non Operating Revenues	-	-	-	-
73		A_B5100 Appropriations	-	-	-	-
74		A_B5300 Gifts	-	(65,731)	(311,848)	(311,848)
75		A_B5500 Investment Income	-	-	-	-
76		A_B5600 Other Non Operating Revenues	-	-	-	-
77		Total Revenue Revenue	-	(65,731)	(311,848)	(311,848)
78		A_B6000 Salaries, Wages & Benefits	-	51,343	78,848	78,848
79		A_B6200 Services & Fees	-	781	500	500
80		A_B6300 Travel	-	-	-	-
81	FC_B30 Restr Expendable Op	A_B6400 Supplies	-	-	-	-
82		A_B6450 Utilities	-	-	-	-
83		A_B6500 Repairs & Maintenance	-	-	-	-
84		A_B6550 Rentals & Leases	-	-	-	-
85		A_B6575 Interest Expense	-	-	-	-
86		A_B6600 Claims & Judgements	-	-	-	-
87		A_B6650 Other Expense	-	-	-	-
88		A_B6700 Subcontracts	-	-	-	-
89		A_B6900 Depreciation & Amortization	-	-	-	-
90		A_B7000 Capital Expense	-	-	-	-
91		A_B7200 Discontinued Operations	-	-	-	-
92		A_B7500 Other Non Operating Expenses	-	-	-	-
93		A_B7600 Internal Allocations & Sales	-	40,497	232,500	232,500
94		A_B7700 Funding Trfers	-	-	-	-
95			Total Expenses Expenses	-	92,622	311,848
96		Statement of Activities Net Result	-	26,891	-	-
97		A_B4000 Tuition & Educational Fees	-	-	-	-
98		A_B4100 Sales of Goods & Services	-	-	-	-
99		A_B4300 Grants & Contracts	-	-	-	-
100		A_43501 Federal Appropriations	-	-	-	-
101		A_B4400 Other Operating Revenue	-	-	-	-
102		A_B5000 Non Operating Revenues	-	-	-	-
103		A_B5100 Appropriations	-	-	-	-
104		A_B5300 Gifts	-	(332,633)	-	-
105		A_B5500 Investment Income	-	-	-	-
106		A_B5600 Other Non Operating Revenues	-	-	-	-
107		Total Revenue Revenue	-	(332,633)	-	-
108		A_B6000 Salaries, Wages & Benefits	-	-	-	-
109		A_B6200 Services & Fees	-	-	-	-
110		A_B6300 Travel	-	-	-	-
111	FC_B35 Restr Expendable Non Op	A_B6400 Supplies	-	-	-	-
112		A_B6450 Utilities	-	-	-	-
113		A_B6500 Repairs & Maintenance	-	-	-	-
114		A_B6550 Rentals & Leases	-	-	-	-
115		A_B6575 Interest Expense	-	-	-	-
116		A_B6600 Claims & Judgements	-	-	-	-
117		A_B6650 Other Expense	-	-	-	-
118		A_B6700 Subcontracts	-	-	-	-
119		A_B6900 Depreciation & Amortization	-	-	-	-
120		A_B7000 Capital Expense	-	1,357,012	-	-
121		A_B7200 Discontinued Operations	-	-	-	-
122		A_B7500 Other Non Operating Expenses	-	-	-	-
123		A_B7600 Internal Allocations & Sales	-	-	-	-
124		A_B7700 Funding Trfers	-	-	-	-
125			Total Expenses Expenses	-	1,357,012	-
126		Statement of Activities Net Result	-	1,024,379	-	-

	A	B	C	D	E	F
1						
2	O_C2600: University Operations Subdivision					
3	Board of Trustees Report					
4	O_C2600: University Operations Subdivision					
5			FY18		FY19	
6	Fund Class - Source	Summary Level Natural Accounts	Budget	Actual through March	Budget	Variance FY18 Budget to FY19 Budget
127		A_B4000 Tuition & Educational Fees	-	-	7,355	7,355
128		A_B4100 Sales of Goods & Services	-	-	-	-
129		A_B4300 Grants & Contracts	-	(5,468,413)	-	-
130		A_43501 Federal Appropriations	-	-	-	-
131		A_B4400 Other Operating Revenue	-	-	-	-
132		A_B5000 Non Operating Revenues	-	-	-	-
133		A_B5100 Appropriations	-	-	-	-
134		A_B5300 Gifts	-	-	-	-
135		A_B5500 Investment Income	-	-	-	-
136		A_B5600 Other Non Operating Revenues	-	-	55,161	55,161
137		Total_Revenue Revenue	-	(5,468,413)	62,516	62,516
138		A_B6000 Salaries, Wages & Benefits	-	-	202,257	202,257
139		A_B6200 Services & Fees	-	-	25,383	25,383
140		A_B6300 Travel	-	-	13,583	13,583
141	FC_B40 Restr	A_B6400 Supplies	-	-	36,717	36,717
142	Grants	A_B6450 Utilities	-	-	-	-
143		A_B6500 Repairs & Maintenance	-	-	-	-
144		A_B6550 Rentals & Leases	-	-	(338,331)	(338,331)
145		A_B6575 Interest Expense	-	-	-	-
146		A_B6600 Claims & Judgements	-	-	-	-
147		A_B6650 Other Expense	-	-	-	-
148		A_B6700 Subcontracts	-	-	-	-
149		A_B6900 Depreciation & Amortization	-	-	-	-
150		A_B7000 Capital Expense	-	-	-	-
151		A_B7200 Discontinued Operations	-	-	-	-
152		A_B7500 Other Non Operating Expenses	-	-	(2,123)	(2,123)
153		A_B7600 Internal Allocations & Sales	-	-	-	-
154		A_B7700 Funding Tranfers	-	-	-	-
155		Total_Expenses Expenses	-	-	(62,516)	(62,516)
156		Statement of Activities Net Result	-	(5,468,413)	0	0
157		A_B4000 Tuition & Educational Fees	-	-	-	-
158		A_B4100 Sales of Goods & Services	-	-	-	-
159		A_B4300 Grants & Contracts	-	-	-	-
160		A_43501 Federal Appropriations	-	-	-	-
161		A_B4400 Other Operating Revenue	-	-	-	-
162		A_B5000 Non Operating Revenues	-	-	-	-
163		A_B5100 Appropriations	-	-	-	-
164		A_B5300 Gifts	-	-	-	-
165		A_B5500 Investment Income	-	-	-	-
166		A_B5600 Other Non Operating Revenues	-	-	-	-
167		Total_Revenue Revenue	-	-	-	-
168		A_B6000 Salaries, Wages & Benefits	-	-	-	-
169		A_B6200 Services & Fees	-	-	-	-
170		A_B6300 Travel	-	-	-	-
171	FC_B45 Restr	A_B6400 Supplies	-	-	-	-
172	Govt Funds	A_B6450 Utilities	-	-	-	-
173		A_B6500 Repairs & Maintenance	-	-	-	-
174		A_B6550 Rentals & Leases	-	-	-	-
175		A_B6575 Interest Expense	-	-	-	-
176		A_B6600 Claims & Judgements	-	-	-	-
177		A_B6650 Other Expense	-	-	-	-
178		A_B6700 Subcontracts	-	-	-	-
179		A_B6900 Depreciation & Amortization	-	-	-	-
180		A_B7000 Capital Expense	-	-	-	-
181		A_B7200 Discontinued Operations	-	-	-	-
182		A_B7500 Other Non Operating Expenses	-	-	-	-
183		A_B7600 Internal Allocations & Sales	-	-	-	-
184		A_B7700 Funding Tranfers	-	-	-	-
185		Total_Expenses Expenses	-	-	-	-
186		Statement of Activities Net Result	-	-	-	-


	A	B	C	D	E	F	
1							
2	O_26001: University Operations Executive Directors Office						
3	Board of Trustees Report						
4	O_26001: University Operations Executive Directors Office						
5			FY18		FY19		
6	Fund Class - Source	Summary Level Natural Accounts	Budget	Actual through March	Budget	Variance FY18 Budget to FY19 Budget	
7	FC_105 Unrestricted Operating Class	A_B4000 Tuition & Educational Fees	-	-	-	-	
8		A_B4100 Sales of Goods & Services	(50)	-	-	50	
9		A_B4300 Grants & Contracts	-	-	-	-	
10		A_43501 Federal Appropriations	-	-	-	-	
11		A_B4400 Other Operating Revenue	-	-	-	-	
12		A_B5000 Non Operating Revenues	-	-	-	-	
13		A_B5100 Appropriations	-	-	-	-	
14		A_B5300 Gifts	-	-	-	-	
15		A_B5500 Investment Income	-	-	-	-	
16		A_B5600 Other Non Operating Revenues	-	-	-	-	
17			Total_Revenue Revenue	(50)	-	-	50
18			A_B6000 Salaries, Wages & Benefits	528,551	389,614	570,923	42,373
19			A_B6200 Services & Fees	41,175	4,854	21,500	(19,675)
20			A_B6300 Travel	700	747	1,000	300
21			A_B6400 Supplies	64,019	2,472	97,000	32,981
22			A_B6450 Utilities	-	-	-	-
23			A_B6500 Repairs & Maintenance	250,000	650	-	(250,000)
24			A_B6550 Rentals & Leases	-	(156)	-	-
25			A_B6575 Interest Expense	-	-	-	-
26			A_B6600 Claims & Judgements	-	-	-	-
27			A_B6650 Other Expense	5,000	7,613	8,500	3,500
28			A_B6700 Subcontracts	-	-	-	-
29			A_B6900 Depreciation & Amortization	-	-	-	-
30			A_B7000 Capital Expense	-	8,980	-	-
31			A_B7200 Discontinued Operations	-	-	-	-
32			A_B7500 Other Non Operating Expenses	-	-	-	-
33			A_B7600 Internal Allocations & Sales	(52,136)	78,238	281,675	333,811
34			A_B7700 Funding Tranfers	45,000	-	-	(45,000)
35			Total_Expenses Expenses	882,309	493,012	980,598	98,290
36			Statement of Activities Net Result	882,259	493,012	980,598	98,340
37		FC_B20 Designated Op	A_B4000 Tuition & Educational Fees	-	-	-	-
38			A_B4100 Sales of Goods & Services	-	-	-	-
39			A_B4300 Grants & Contracts	-	-	-	-
40			A_43501 Federal Appropriations	-	-	-	-
41			A_B4400 Other Operating Revenue	-	-	-	-
42			A_B5000 Non Operating Revenues	-	-	-	-
43	A_B5100 Appropriations		-	-	-	-	
44	A_B5300 Gifts		-	-	-	-	
45	A_B5500 Investment Income		-	-	-	-	
46	A_B5600 Other Non Operating Revenues		-	-	-	-	
47			Total_Revenue Revenue	-	-	-	-
48			A_B6000 Salaries, Wages & Benefits	-	-	-	-
49			A_B6200 Services & Fees	-	-	-	-
50			A_B6300 Travel	-	-	-	-
51			A_B6400 Supplies	-	-	-	-
52			A_B6450 Utilities	-	-	-	-
53			A_B6500 Repairs & Maintenance	-	-	-	-
54			A_B6550 Rentals & Leases	-	-	-	-
55			A_B6575 Interest Expense	-	-	-	-
56			A_B6600 Claims & Judgements	-	-	-	-
57			A_B6650 Other Expense	-	-	-	-
58			A_B6700 Subcontracts	-	-	-	-
59			A_B6900 Depreciation & Amortization	-	-	-	-
60			A_B7000 Capital Expense	-	-	-	-
61			A_B7200 Discontinued Operations	-	-	-	-
62			A_B7500 Other Non Operating Expenses	-	-	-	-
63			A_B7600 Internal Allocations & Sales	-	-	-	-
64			A_B7700 Funding Tranfers	-	-	-	-
65			Total_Expenses Expenses	-	-	-	-
66			Statement of Activities Net Result	-	-	-	-


	A	B	C	D	E	F
1						
2	O_26001: University Operations Executive Directors Office					
3	Board of Trustees Report					
4	O_26001: University Operations Executive Directors Office					
5			FY18		FY19	
6	Fund Class - Source	Summary Level Natural Accounts	Budget	Actual through March	Budget	Variance FY18 Budget to FY19 Budget
67		A_B4000 Tuition & Educational Fees	-	-	-	-
68		A_B4100 Sales of Goods & Services	-	-	-	-
69		A_B4300 Grants & Contracts	-	-	-	-
70		A_43501 Federal Appropriations	-	-	-	-
71		A_B4400 Other Operating Revenue	-	-	-	-
72		A_B5000 Non Operating Revenues	-	-	-	-
73		A_B5100 Appropriations	-	-	-	-
74		A_B5300 Gifts	-	-	-	-
75		A_B5500 Investment Income	-	-	-	-
76		A_B5600 Other Non Operating Revenues	-	-	-	-
77		Total_Revenue Revenue	-	-	-	-
78		A_B6000 Salaries, Wages & Benefits	-	-	-	-
79		A_B6200 Services & Fees	-	-	-	-
80		A_B6300 Travel	-	-	-	-
81	FC_B30 Restr	A_B6400 Supplies	-	-	-	-
82	Expendable Op	A_B6450 Utilities	-	-	-	-
83		A_B6500 Repairs & Maintenance	-	-	-	-
84		A_B6550 Rentals & Leases	-	-	-	-
85		A_B6575 Interest Expense	-	-	-	-
86		A_B6600 Claims & Judgements	-	-	-	-
87		A_B6650 Other Expense	-	-	-	-
88		A_B6700 Subcontracts	-	-	-	-
89		A_B6900 Depreciation & Amortization	-	-	-	-
90		A_B7000 Capital Expense	-	-	-	-
91		A_B7200 Discontinued Operations	-	-	-	-
92		A_B7500 Other Non Operating Expenses	-	-	-	-
93		A_B7600 Internal Allocations & Sales	-	-	-	-
94		A_B7700 Funding Tranfers	-	-	-	-
95		Total_Expenses Expenses	-	-	-	-
96		Statement of Activities Net Result	-	-	-	-
97		A_B4000 Tuition & Educational Fees	-	-	-	-
98		A_B4100 Sales of Goods & Services	-	-	-	-
99		A_B4300 Grants & Contracts	-	-	-	-
100		A_43501 Federal Appropriations	-	-	-	-
101		A_B4400 Other Operating Revenue	-	-	-	-
102		A_B5000 Non Operating Revenues	-	-	-	-
103		A_B5100 Appropriations	-	-	-	-
104		A_B5300 Gifts	-	-	-	-
105		A_B5500 Investment Income	-	-	-	-
106		A_B5600 Other Non Operating Revenues	-	-	-	-
107		Total_Revenue Revenue	-	-	-	-
108		A_B6000 Salaries, Wages & Benefits	-	-	-	-
109		A_B6200 Services & Fees	-	-	-	-
110		A_B6300 Travel	-	-	-	-
111	FC_B35 Restr	A_B6400 Supplies	-	-	-	-
112	Expendable Non Op	A_B6450 Utilities	-	-	-	-
113		A_B6500 Repairs & Maintenance	-	-	-	-
114		A_B6550 Rentals & Leases	-	-	-	-
115		A_B6575 Interest Expense	-	-	-	-
116		A_B6600 Claims & Judgements	-	-	-	-
117		A_B6650 Other Expense	-	-	-	-
118		A_B6700 Subcontracts	-	-	-	-
119		A_B6900 Depreciation & Amortization	-	-	-	-
120		A_B7000 Capital Expense	-	-	-	-
121		A_B7200 Discontinued Operations	-	-	-	-
122		A_B7500 Other Non Operating Expenses	-	-	-	-
123		A_B7600 Internal Allocations & Sales	-	-	-	-
124		A_B7700 Funding Tranfers	-	-	-	-
125		Total_Expenses Expenses	-	-	-	-
126		Statement of Activities Net Result	-	-	-	-


	A	B	C	D	E	F
1						
2	O_26001: University Operations Executive Directors Office					
3	Board of Trustees Report					
4	O_26001: University Operations Executive Directors Office					
5			FY18		FY19	
6	Fund Class - Source	Summary Level Natural Accounts	Budget	Actual through March	Budget	Variance FY18 Budget to FY19 Budget
127		A_B4000 Tuition & Educational Fees	-	-	-	-
128		A_B4100 Sales of Goods & Services	-	-	-	-
129		A_B4300 Grants & Contracts	-	(3,119,245)	-	-
130		A_43501 Federal Appropriations	-	-	-	-
131		A_B4400 Other Operating Revenue	-	-	-	-
132		A_B5000 Non Operating Revenues	-	-	-	-
133		A_B5100 Appropriations	-	-	-	-
134		A_B5300 Gifts	-	-	-	-
135		A_B5500 Investment Income	-	-	-	-
136		A_B5600 Other Non Operating Revenues	-	-	-	-
137		Total_Revenue Revenue	-	(3,119,245)	-	-
138		A_B6000 Salaries, Wages & Benefits	-	-	-	-
139		A_B6200 Services & Fees	-	-	-	-
140		A_B6300 Travel	-	-	-	-
141	FC_B40 Restr	A_B6400 Supplies	-	-	-	-
142	Grants	A_B6450 Utilities	-	-	-	-
143		A_B6500 Repairs & Maintenance	-	-	-	-
144		A_B6550 Rentals & Leases	-	-	-	-
145		A_B6575 Interest Expense	-	-	-	-
146		A_B6600 Claims & Judgements	-	-	-	-
147		A_B6650 Other Expense	-	-	-	-
148		A_B6700 Subcontracts	-	-	-	-
149		A_B6900 Depreciation & Amortization	-	-	-	-
150		A_B7000 Capital Expense	-	-	-	-
151		A_B7200 Discontinued Operations	-	-	-	-
152		A_B7500 Other Non Operating Expenses	-	-	-	-
153		A_B7600 Internal Allocations & Sales	-	-	-	-
154		A_B7700 Funding Tranfers	-	-	-	-
155		Total_Expenses Expenses	-	-	-	-
156		Statement of Activities Net Result	-	(3,119,245)	-	-
157		A_B4000 Tuition & Educational Fees	-	-	-	-
158		A_B4100 Sales of Goods & Services	-	-	-	-
159		A_B4300 Grants & Contracts	-	-	-	-
160		A_43501 Federal Appropriations	-	-	-	-
161		A_B4400 Other Operating Revenue	-	-	-	-
162		A_B5000 Non Operating Revenues	-	-	-	-
163		A_B5100 Appropriations	-	-	-	-
164		A_B5300 Gifts	-	-	-	-
165		A_B5500 Investment Income	-	-	-	-
166		A_B5600 Other Non Operating Revenues	-	-	-	-
167		Total_Revenue Revenue	-	-	-	-
168		A_B6000 Salaries, Wages & Benefits	-	-	-	-
169		A_B6200 Services & Fees	-	-	-	-
170		A_B6300 Travel	-	-	-	-
171	FC_B45 Restr	A_B6400 Supplies	-	-	-	-
172	Govt Funds	A_B6450 Utilities	-	-	-	-
173		A_B6500 Repairs & Maintenance	-	-	-	-
174		A_B6550 Rentals & Leases	-	-	-	-
175		A_B6575 Interest Expense	-	-	-	-
176		A_B6600 Claims & Judgements	-	-	-	-
177		A_B6650 Other Expense	-	-	-	-
178		A_B6700 Subcontracts	-	-	-	-
179		A_B6900 Depreciation & Amortization	-	-	-	-
180		A_B7000 Capital Expense	-	-	-	-
181		A_B7200 Discontinued Operations	-	-	-	-
182		A_B7500 Other Non Operating Expenses	-	-	-	-
183		A_B7600 Internal Allocations & Sales	-	-	-	-
184		A_B7700 Funding Tranfers	-	-	-	-
185		Total_Expenses Expenses	-	-	-	-
186		Statement of Activities Net Result	-	-	-	-


	A	B	C	D	E	F	
1							
2	O_26002: Custodial Services						
3	Board of Trustees Report						
4	O_26002: Custodial Services						
5			FY18		FY19		
6	Fund Class - Source	Summary Level Natural Accounts	Budget	Actual through March	Budget	Variance FY18 Budget to FY19 Budget	
7	FC_105 Unrestricted Operating Class	A_B4000 Tuition & Educational Fees	-	-	-	-	
8		A_B4100 Sales of Goods & Services	-	-	-	-	
9		A_B4300 Grants & Contracts	-	-	-	-	
10		A_43501 Federal Appropriations	-	-	-	-	
11		A_B4400 Other Operating Revenue	-	-	-	-	
12		A_B5000 Non Operating Revenues	-	-	-	-	
13		A_B5100 Appropriations	-	-	-	-	
14		A_B5300 Gifts	-	-	-	-	
15		A_B5500 Investment Income	-	-	-	-	
16		A_B5600 Other Non Operating Revenues	-	-	-	-	
17			Total Revenue Revenue	-	-	-	-
18			A_B6000 Salaries, Wages & Benefits	3,260,179	2,383,205	3,636,332	376,154
19			A_B6200 Services & Fees	7,700	256	3,200	(4,500)
20			A_B6300 Travel	500	37	462	(38)
21			A_B6400 Supplies	284,766	10,897	90,700	(194,066)
22			A_B6450 Utilities	-	-	-	-
23			A_B6500 Repairs & Maintenance	11,000	6,885	3,500	(7,500)
24			A_B6550 Rentals & Leases	-	-	-	-
25			A_B6575 Interest Expense	-	-	-	-
26			A_B6600 Claims & Judgements	-	-	-	-
27			A_B6650 Other Expense	1,034	10	750	(284)
28			A_B6700 Subcontracts	-	-	-	-
29			A_B6900 Depreciation & Amortization	-	-	-	-
30			A_B7000 Capital Expense	-	-	150,000	150,000
31			A_B7200 Discontinued Operations	-	-	-	-
32			A_B7500 Other Non Operating Expenses	-	-	-	-
33			A_B7600 Internal Allocations & Sales	(42,616)	11,776	192,025	234,641
34			A_B7700 Funding Tranfers	(100,279)	-	(297,959)	(197,680)
35			Total Expenses Expenses	3,422,284	2,413,065	3,779,010	356,727
36			Statement of Activities Net Result	3,422,284	2,413,065	3,779,010	356,727
37		FC_B20 Designated Op	A_B4000 Tuition & Educational Fees	-	-	-	-
38			A_B4100 Sales of Goods & Services	-	-	-	-
39			A_B4300 Grants & Contracts	-	-	-	-
40			A_43501 Federal Appropriations	-	-	-	-
41			A_B4400 Other Operating Revenue	-	-	-	-
42			A_B5000 Non Operating Revenues	-	-	-	-
43	A_B5100 Appropriations		-	-	-	-	
44	A_B5300 Gifts		-	-	-	-	
45	A_B5500 Investment Income		-	-	-	-	
46	A_B5600 Other Non Operating Revenues		-	-	-	-	
47			Total Revenue Revenue	-	-	-	-
48			A_B6000 Salaries, Wages & Benefits	-	-	-	-
49			A_B6200 Services & Fees	-	-	-	-
50			A_B6300 Travel	-	-	-	-
51			A_B6400 Supplies	-	-	-	-
52			A_B6450 Utilities	-	-	-	-
53			A_B6500 Repairs & Maintenance	-	-	-	-
54			A_B6550 Rentals & Leases	-	-	-	-
55			A_B6575 Interest Expense	-	-	-	-
56			A_B6600 Claims & Judgements	-	-	-	-
57			A_B6650 Other Expense	-	-	-	-
58			A_B6700 Subcontracts	-	-	-	-
59			A_B6900 Depreciation & Amortization	-	-	-	-
60			A_B7000 Capital Expense	-	-	-	-
61			A_B7200 Discontinued Operations	-	-	-	-
62			A_B7500 Other Non Operating Expenses	-	-	-	-
63			A_B7600 Internal Allocations & Sales	-	-	-	-
64			A_B7700 Funding Tranfers	-	-	-	-
65			Total Expenses Expenses	-	-	-	-
66			Statement of Activities Net Result	-	-	-	-


	A	B	C	D	E	F
1						
2	O_26002: Custodial Services					
3	Board of Trustees Report					
4	O_26002: Custodial Services					
5			FY18		FY19	
6	Fund Class - Source	Summary Level Natural Accounts	Budget	Actual through March	Budget	Variance FY18 Budget to FY19 Budget
67		A_B4000 Tuition & Educational Fees	-	-	-	-
68		A_B4100 Sales of Goods & Services	-	-	-	-
69		A_B4300 Grants & Contracts	-	-	-	-
70		A_43501 Federal Appropriations	-	-	-	-
71		A_B4400 Other Operating Revenue	-	-	-	-
72		A_B5000 Non Operating Revenues	-	-	-	-
73		A_B5100 Appropriations	-	-	-	-
74		A_B5300 Gifts	-	-	-	-
75		A_B5500 Investment Income	-	-	-	-
76		A_B5600 Other Non Operating Revenues	-	-	-	-
77		Total_Revenue Revenue	-	-	-	-
78		A_B6000 Salaries, Wages & Benefits	-	-	-	-
79		A_B6200 Services & Fees	-	-	-	-
80		A_B6300 Travel	-	-	-	-
81	FC_B30 Restr	A_B6400 Supplies	-	-	-	-
82	Expendable Op	A_B6450 Utilities	-	-	-	-
83		A_B6500 Repairs & Maintenance	-	-	-	-
84		A_B6550 Rentals & Leases	-	-	-	-
85		A_B6575 Interest Expense	-	-	-	-
86		A_B6600 Claims & Judgements	-	-	-	-
87		A_B6650 Other Expense	-	-	-	-
88		A_B6700 Subcontracts	-	-	-	-
89		A_B6900 Depreciation & Amortization	-	-	-	-
90		A_B7000 Capital Expense	-	-	-	-
91		A_B7200 Discontinued Operations	-	-	-	-
92		A_B7500 Other Non Operating Expenses	-	-	-	-
93		A_B7600 Internal Allocations & Sales	-	-	-	-
94		A_B7700 Funding Tranfers	-	-	-	-
95		Total_Expenses Expenses	-	-	-	-
96		Statement of Activities Net Result	-	-	-	-
97		A_B4000 Tuition & Educational Fees	-	-	-	-
98		A_B4100 Sales of Goods & Services	-	-	-	-
99		A_B4300 Grants & Contracts	-	-	-	-
100		A_43501 Federal Appropriations	-	-	-	-
101		A_B4400 Other Operating Revenue	-	-	-	-
102		A_B5000 Non Operating Revenues	-	-	-	-
103		A_B5100 Appropriations	-	-	-	-
104		A_B5300 Gifts	-	-	-	-
105		A_B5500 Investment Income	-	-	-	-
106		A_B5600 Other Non Operating Revenues	-	-	-	-
107		Total_Revenue Revenue	-	-	-	-
108		A_B6000 Salaries, Wages & Benefits	-	-	-	-
109		A_B6200 Services & Fees	-	-	-	-
110		A_B6300 Travel	-	-	-	-
111	FC_B35 Restr	A_B6400 Supplies	-	-	-	-
112	Expendable Non Op	A_B6450 Utilities	-	-	-	-
113		A_B6500 Repairs & Maintenance	-	-	-	-
114		A_B6550 Rentals & Leases	-	-	-	-
115		A_B6575 Interest Expense	-	-	-	-
116		A_B6600 Claims & Judgements	-	-	-	-
117		A_B6650 Other Expense	-	-	-	-
118		A_B6700 Subcontracts	-	-	-	-
119		A_B6900 Depreciation & Amortization	-	-	-	-
120		A_B7000 Capital Expense	-	-	-	-
121		A_B7200 Discontinued Operations	-	-	-	-
122		A_B7500 Other Non Operating Expenses	-	-	-	-
123		A_B7600 Internal Allocations & Sales	-	-	-	-
124		A_B7700 Funding Tranfers	-	-	-	-
125		Total_Expenses Expenses	-	-	-	-
126		Statement of Activities Net Result	-	-	-	-

	A	B	C	D	E	F
1						
2	O_26002: Custodial Services					
3	Board of Trustees Report					
4	O_26002: Custodial Services					
5				FY18	FY19	
6	Fund Class - Source	Summary Level Natural Accounts	Budget	Actual through March	Budget	Variance FY18 Budget to FY19 Budget
127		A_B4000 Tuition & Educational Fees	-	-	-	-
128		A_B4100 Sales of Goods & Services	-	-	-	-
129		A_B4300 Grants & Contracts	-	-	-	-
130		A_43501 Federal Appropriations	-	-	-	-
131		A_B4400 Other Operating Revenue	-	-	-	-
132		A_B5000 Non Operating Revenues	-	-	-	-
133		A_B5100 Appropriations	-	-	-	-
134		A_B5300 Gifts	-	-	-	-
135		A_B5500 Investment Income	-	-	-	-
136		A_B5600 Other Non Operating Revenues	-	-	-	-
137		Total_Revenue Revenue	-	-	-	-
138		A_B6000 Salaries, Wages & Benefits	-	-	-	-
139		A_B6200 Services & Fees	-	-	-	-
140		A_B6300 Travel	-	-	-	-
141	FC_B40 Restr	A_B6400 Supplies	-	-	-	-
142	Grants	A_B6450 Utilities	-	-	-	-
143		A_B6500 Repairs & Maintenance	-	-	-	-
144		A_B6550 Rentals & Leases	-	-	-	-
145		A_B6575 Interest Expense	-	-	-	-
146		A_B6600 Claims & Judgements	-	-	-	-
147		A_B6650 Other Expense	-	-	-	-
148		A_B6700 Subcontracts	-	-	-	-
149		A_B6900 Depreciation & Amortization	-	-	-	-
150		A_B7000 Capital Expense	-	-	-	-
151		A_B7200 Discontinued Operations	-	-	-	-
152		A_B7500 Other Non Operating Expenses	-	-	-	-
153		A_B7600 Internal Allocations & Sales	-	-	-	-
154		A_B7700 Funding Tranfers	-	-	-	-
155		Total_Expenses Expenses	-	-	-	-
156		Statement of Activities Net Result	-	-	-	-
157		A_B4000 Tuition & Educational Fees	-	-	-	-
158		A_B4100 Sales of Goods & Services	-	-	-	-
159		A_B4300 Grants & Contracts	-	-	-	-
160		A_43501 Federal Appropriations	-	-	-	-
161		A_B4400 Other Operating Revenue	-	-	-	-
162		A_B5000 Non Operating Revenues	-	-	-	-
163		A_B5100 Appropriations	-	-	-	-
164		A_B5300 Gifts	-	-	-	-
165		A_B5500 Investment Income	-	-	-	-
166		A_B5600 Other Non Operating Revenues	-	-	-	-
167		Total_Revenue Revenue	-	-	-	-
168		A_B6000 Salaries, Wages & Benefits	-	-	-	-
169		A_B6200 Services & Fees	-	-	-	-
170		A_B6300 Travel	-	-	-	-
171	FC_B45 Restr	A_B6400 Supplies	-	-	-	-
172	Govt Funds	A_B6450 Utilities	-	-	-	-
173		A_B6500 Repairs & Maintenance	-	-	-	-
174		A_B6550 Rentals & Leases	-	-	-	-
175		A_B6575 Interest Expense	-	-	-	-
176		A_B6600 Claims & Judgements	-	-	-	-
177		A_B6650 Other Expense	-	-	-	-
178		A_B6700 Subcontracts	-	-	-	-
179		A_B6900 Depreciation & Amortization	-	-	-	-
180		A_B7000 Capital Expense	-	-	-	-
181		A_B7200 Discontinued Operations	-	-	-	-
182		A_B7500 Other Non Operating Expenses	-	-	-	-
183		A_B7600 Internal Allocations & Sales	-	-	-	-
184		A_B7700 Funding Tranfers	-	-	-	-
185		Total_Expenses Expenses	-	-	-	-
186		Statement of Activities Net Result	-	-	-	-


	A	B	C	D	E	F	
1							
2	O_26101: Facilities Management						
3	Board of Trustees Report						
4	O_26101: Facilities Management						
5			FY18		FY19		
6	Fund Class - Source	Summary Level Natural Accounts	Budget	Actual through March	Budget	Variance FY18 Budget to FY19 Budget	
7	FC_105 Unrestricted Operating Class	A_B4000 Tuition & Educational Fees	-	-	-	-	
8		A_B4100 Sales of Goods & Services	-	-	-	-	
9		A_B4300 Grants & Contracts	-	-	-	-	
10		A_43501 Federal Appropriations	-	-	-	-	
11		A_B4400 Other Operating Revenue	-	-	-	-	
12		A_B5000 Non Operating Revenues	-	-	-	-	
13		A_B5100 Appropriations	-	-	-	-	
14		A_B5300 Gifts	-	-	-	-	
15		A_B5500 Investment Income	-	-	-	-	
16		A_B5600 Other Non Operating Revenues	-	-	-	-	
17			Total Revenue Revenue	-	-	-	-
18			A_B6000 Salaries, Wages & Benefits	136,781	47,052	136,759	(22)
19			A_B6200 Services & Fees	5,600	-	5,000	(600)
20			A_B6300 Travel	1,000	43	1,000	-
21			A_B6400 Supplies	18,093	4,694	12,050	(6,043)
22			A_B6450 Utilities	-	-	-	-
23			A_B6500 Repairs & Maintenance	36,900	5,601	38,000	1,100
24			A_B6550 Rentals & Leases	-	-	-	-
25			A_B6575 Interest Expense	-	-	-	-
26			A_B6600 Claims & Judgements	-	-	-	-
27			A_B6650 Other Expense	1,000	-	2,900	1,900
28			A_B6700 Subcontracts	-	-	-	-
29			A_B6900 Depreciation & Amortization	-	-	-	-
30			A_B7000 Capital Expense	-	-	-	-
31			A_B7200 Discontinued Operations	-	-	-	-
32			A_B7500 Other Non Operating Expenses	-	-	-	-
33			A_B7600 Internal Allocations & Sales	28,274	19,354	27,100	(1,174)
34			A_B7700 Funding Transfers	-	-	-	-
35			Total Expenses Expenses	227,648	76,744	222,809	(4,839)
36			Statement of Activities Net Result	227,648	76,744	222,809	(4,839)
37		FC_B20 Designated Op	A_B4000 Tuition & Educational Fees	-	-	-	-
38			A_B4100 Sales of Goods & Services	-	-	-	-
39			A_B4300 Grants & Contracts	-	-	-	-
40			A_43501 Federal Appropriations	-	-	-	-
41			A_B4400 Other Operating Revenue	-	-	-	-
42			A_B5000 Non Operating Revenues	-	-	-	-
43	A_B5100 Appropriations		-	-	-	-	
44	A_B5300 Gifts		-	-	-	-	
45	A_B5500 Investment Income		-	-	-	-	
46	A_B5600 Other Non Operating Revenues		-	-	-	-	
47			Total Revenue Revenue	-	-	-	-
48			A_B6000 Salaries, Wages & Benefits	-	-	-	-
49			A_B6200 Services & Fees	1,000	1,000	1,000	-
50			A_B6300 Travel	1,000	-	1,000	-
51			A_B6400 Supplies	100	-	100	-
52			A_B6450 Utilities	-	-	-	-
53			A_B6500 Repairs & Maintenance	97,900	-	-	(97,900)
54			A_B6550 Rentals & Leases	-	-	-	-
55			A_B6575 Interest Expense	-	-	-	-
56			A_B6600 Claims & Judgements	-	-	-	-
57			A_B6650 Other Expense	-	-	-	-
58			A_B6700 Subcontracts	-	-	-	-
59			A_B6900 Depreciation & Amortization	-	-	-	-
60			A_B7000 Capital Expense	-	-	-	-
61			A_B7200 Discontinued Operations	-	-	-	-
62			A_B7500 Other Non Operating Expenses	-	-	-	-
63			A_B7600 Internal Allocations & Sales	(100,000)	-	97,900	197,900
64			A_B7700 Funding Transfers	-	(100,000)	(100,000)	(100,000)
65			Total Expenses Expenses	-	(99,000)	-	-
66			Statement of Activities Net Result	-	(99,000)	-	-


	A	B	C	D	E	F
1						
2	O_26101: Facilities Management					
3	Board of Trustees Report					
4	O_26101: Facilities Management					
5			FY18		FY19	
6	Fund Class - Source	Summary Level Natural Accounts	Budget	Actual through March	Budget	Variance FY18 Budget to FY19 Budget
67		A_B4000 Tuition & Educational Fees	-	-	-	-
68		A_B4100 Sales of Goods & Services	-	-	-	-
69		A_B4300 Grants & Contracts	-	-	-	-
70		A_43501 Federal Appropriations	-	-	-	-
71		A_B4400 Other Operating Revenue	-	-	-	-
72		A_B5000 Non Operating Revenues	-	-	-	-
73		A_B5100 Appropriations	-	-	-	-
74		A_B5300 Gifts	-	(65,731)	(311,848)	(311,848)
75		A_B5500 Investment Income	-	-	-	-
76		A_B5600 Other Non Operating Revenues	-	-	-	-
77		Total_Revenue Revenue	-	(65,731)	(311,848)	(311,848)
78		A_B6000 Salaries, Wages & Benefits	-	51,343	78,848	78,848
79		A_B6200 Services & Fees	-	-	500	500
80		A_B6300 Travel	-	-	-	-
81	FC_B30 Restr Expendable Op	A_B6400 Supplies	-	-	-	-
82		A_B6450 Utilities	-	-	-	-
83		A_B6500 Repairs & Maintenance	-	-	-	-
84		A_B6550 Rentals & Leases	-	-	-	-
85		A_B6575 Interest Expense	-	-	-	-
86		A_B6600 Claims & Judgements	-	-	-	-
87		A_B6650 Other Expense	-	-	-	-
88		A_B6700 Subcontracts	-	-	-	-
89		A_B6900 Depreciation & Amortization	-	-	-	-
90		A_B7000 Capital Expense	-	-	-	-
91		A_B7200 Discontinued Operations	-	-	-	-
92		A_B7500 Other Non Operating Expenses	-	-	-	-
93		A_B7600 Internal Allocations & Sales	-	38,365	232,500	232,500
94		A_B7700 Funding Tranfers	-	-	-	-
95		Total_Expenses Expenses	-	89,709	311,848	311,848
96		Statement of Activities Net Result	-	23,978	-	-
97		A_B4000 Tuition & Educational Fees	-	-	-	-
98		A_B4100 Sales of Goods & Services	-	-	-	-
99		A_B4300 Grants & Contracts	-	-	-	-
100		A_43501 Federal Appropriations	-	-	-	-
101		A_B4400 Other Operating Revenue	-	-	-	-
102		A_B5000 Non Operating Revenues	-	-	-	-
103		A_B5100 Appropriations	-	-	-	-
104		A_B5300 Gifts	-	-	-	-
105		A_B5500 Investment Income	-	-	-	-
106		A_B5600 Other Non Operating Revenues	-	-	-	-
107		Total_Revenue Revenue	-	-	-	-
108		A_B6000 Salaries, Wages & Benefits	-	-	-	-
109		A_B6200 Services & Fees	-	-	-	-
110		A_B6300 Travel	-	-	-	-
111	FC_B35 Restr Expendable Non Op	A_B6400 Supplies	-	-	-	-
112		A_B6450 Utilities	-	-	-	-
113		A_B6500 Repairs & Maintenance	-	-	-	-
114		A_B6550 Rentals & Leases	-	-	-	-
115		A_B6575 Interest Expense	-	-	-	-
116		A_B6600 Claims & Judgements	-	-	-	-
117		A_B6650 Other Expense	-	-	-	-
118		A_B6700 Subcontracts	-	-	-	-
119		A_B6900 Depreciation & Amortization	-	-	-	-
120		A_B7000 Capital Expense	-	-	-	-
121		A_B7200 Discontinued Operations	-	-	-	-
122		A_B7500 Other Non Operating Expenses	-	-	-	-
123		A_B7600 Internal Allocations & Sales	-	-	-	-
124		A_B7700 Funding Tranfers	-	-	-	-
125		Total_Expenses Expenses	-	-	-	-
126		Statement of Activities Net Result	-	-	-	-

	A	B	C	D	E	F
1						
2	O_26101: Facilities Management					
3	Board of Trustees Report					
4	O_26101: Facilities Management					
5			FY18		FY19	
6	Fund Class - Source	Summary Level Natural Accounts	Budget	Actual through March	Budget	Variance FY18 Budget to FY19 Budget
127		A_B4000 Tuition & Educational Fees	-	-	-	-
128		A_B4100 Sales of Goods & Services	-	-	-	-
129		A_B4300 Grants & Contracts	-	-	-	-
130		A_43501 Federal Appropriations	-	-	-	-
131		A_B4400 Other Operating Revenue	-	-	-	-
132		A_B5000 Non Operating Revenues	-	-	-	-
133		A_B5100 Appropriations	-	-	-	-
134		A_B5300 Gifts	-	-	-	-
135		A_B5500 Investment Income	-	-	-	-
136		A_B5600 Other Non Operating Revenues	-	-	-	-
137		Total_Revenue Revenue	-	-	-	-
138		A_B6000 Salaries, Wages & Benefits	-	-	-	-
139		A_B6200 Services & Fees	-	-	-	-
140		A_B6300 Travel	-	-	-	-
141	FC_B40 Restr	A_B6400 Supplies	-	-	-	-
142	Grants	A_B6450 Utilities	-	-	-	-
143		A_B6500 Repairs & Maintenance	-	-	-	-
144		A_B6550 Rentals & Leases	-	-	-	-
145		A_B6575 Interest Expense	-	-	-	-
146		A_B6600 Claims & Judgements	-	-	-	-
147		A_B6650 Other Expense	-	-	-	-
148		A_B6700 Subcontracts	-	-	-	-
149		A_B6900 Depreciation & Amortization	-	-	-	-
150		A_B7000 Capital Expense	-	-	-	-
151		A_B7200 Discontinued Operations	-	-	-	-
152		A_B7500 Other Non Operating Expenses	-	-	-	-
153		A_B7600 Internal Allocations & Sales	-	-	-	-
154		A_B7700 Funding Tranfers	-	-	-	-
155		Total_Expenses Expenses	-	-	-	-
156		Statement of Activities Net Result	-	-	-	-
157		A_B4000 Tuition & Educational Fees	-	-	-	-
158		A_B4100 Sales of Goods & Services	-	-	-	-
159		A_B4300 Grants & Contracts	-	-	-	-
160		A_43501 Federal Appropriations	-	-	-	-
161		A_B4400 Other Operating Revenue	-	-	-	-
162		A_B5000 Non Operating Revenues	-	-	-	-
163		A_B5100 Appropriations	-	-	-	-
164		A_B5300 Gifts	-	-	-	-
165		A_B5500 Investment Income	-	-	-	-
166		A_B5600 Other Non Operating Revenues	-	-	-	-
167		Total_Revenue Revenue	-	-	-	-
168		A_B6000 Salaries, Wages & Benefits	-	-	-	-
169		A_B6200 Services & Fees	-	-	-	-
170		A_B6300 Travel	-	-	-	-
171	FC_B45 Restr	A_B6400 Supplies	-	-	-	-
172	Govt Funds	A_B6450 Utilities	-	-	-	-
173		A_B6500 Repairs & Maintenance	-	-	-	-
174		A_B6550 Rentals & Leases	-	-	-	-
175		A_B6575 Interest Expense	-	-	-	-
176		A_B6600 Claims & Judgements	-	-	-	-
177		A_B6650 Other Expense	-	-	-	-
178		A_B6700 Subcontracts	-	-	-	-
179		A_B6900 Depreciation & Amortization	-	-	-	-
180		A_B7000 Capital Expense	-	-	-	-
181		A_B7200 Discontinued Operations	-	-	-	-
182		A_B7500 Other Non Operating Expenses	-	-	-	-
183		A_B7600 Internal Allocations & Sales	-	-	-	-
184		A_B7700 Funding Tranfers	-	-	-	-
185		Total_Expenses Expenses	-	-	-	-
186		Statement of Activities Net Result	-	-	-	-

	A	B	C	D	E	F	
1							
2	O_26102: Electrical Shop						
3	Board of Trustees Report						
4	O_26102: Electrical Shop						
5			FY18		FY19		
6	Fund Class - Source	Summary Level Natural Accounts	Budget	Actual through March	Budget	Variance FY18 Budget to FY19 Budget	
7	FC_105 Unrestricted Operating Class	A_B4000 Tuition & Educational Fees	-	-	-	-	
8		A_B4100 Sales of Goods & Services	-	144	-	-	
9		A_B4300 Grants & Contracts	-	-	-	-	
10		A_43501 Federal Appropriations	-	-	-	-	
11		A_B4400 Other Operating Revenue	-	-	-	-	
12		A_B5000 Non Operating Revenues	-	-	-	-	
13		A_B5100 Appropriations	(215,000)	-	-	215,000	
14		A_B5300 Gifts	-	-	-	-	
15		A_B5500 Investment Income	-	-	-	-	
16		A_B5600 Other Non Operating Revenues	-	-	-	-	
17			Total_Revenue Revenue	(215,000)	144	-	215,000
18			A_B6000 Salaries, Wages & Benefits	905,637	589,919	822,852	(82,785)
19			A_B6200 Services & Fees	14,475	572	6,500	(7,975)
20			A_B6300 Travel	1,500	-	1,500	-
21			A_B6400 Supplies	11,045	1,879	8,800	(2,245)
22			A_B6450 Utilities	-	-	-	-
23			A_B6500 Repairs & Maintenance	5,500	65,636	128,000	122,500
24			A_B6550 Rentals & Leases	-	-	-	-
25			A_B6575 Interest Expense	-	-	-	-
26			A_B6600 Claims & Judgements	-	-	-	-
27			A_B6650 Other Expense	2,000	2,550	2,500	500
28			A_B6700 Subcontracts	-	-	-	-
29			A_B6900 Depreciation & Amortization	-	-	-	-
30			A_B7000 Capital Expense	-	-	-	-
31			A_B7200 Discontinued Operations	-	-	-	-
32			A_B7500 Other Non Operating Expenses	-	-	-	-
33			A_B7600 Internal Allocations & Sales	(311,974)	(112,724)	(221,300)	90,674
34			A_B7700 Funding Tranfers	200,853	-	(148,980)	(349,832)
35			Total_Expenses Expenses	829,036	547,832	599,872	(229,164)
36			Statement of Activities Net Result	614,036	547,976	599,872	(14,164)
37		FC_B20 Designated Op	A_B4000 Tuition & Educational Fees	-	-	-	-
38			A_B4100 Sales of Goods & Services	-	-	-	-
39			A_B4300 Grants & Contracts	-	-	-	-
40			A_43501 Federal Appropriations	-	-	-	-
41			A_B4400 Other Operating Revenue	-	-	-	-
42			A_B5000 Non Operating Revenues	-	-	-	-
43	A_B5100 Appropriations		-	-	-	-	
44	A_B5300 Gifts		-	-	-	-	
45	A_B5500 Investment Income		-	-	-	-	
46	A_B5600 Other Non Operating Revenues		-	-	-	-	
47			Total_Revenue Revenue	-	-	-	-
48			A_B6000 Salaries, Wages & Benefits	-	-	-	-
49			A_B6200 Services & Fees	-	-	-	-
50			A_B6300 Travel	-	-	-	-
51			A_B6400 Supplies	-	-	-	-
52			A_B6450 Utilities	-	-	-	-
53			A_B6500 Repairs & Maintenance	-	-	-	-
54			A_B6550 Rentals & Leases	-	-	-	-
55			A_B6575 Interest Expense	-	-	-	-
56			A_B6600 Claims & Judgements	-	-	-	-
57			A_B6650 Other Expense	-	-	-	-
58			A_B6700 Subcontracts	-	-	-	-
59			A_B6900 Depreciation & Amortization	-	-	-	-
60			A_B7000 Capital Expense	-	-	-	-
61			A_B7200 Discontinued Operations	-	-	-	-
62			A_B7500 Other Non Operating Expenses	-	-	-	-
63			A_B7600 Internal Allocations & Sales	-	-	-	-
64			A_B7700 Funding Tranfers	-	-	-	-
65			Total_Expenses Expenses	-	-	-	-
66			Statement of Activities Net Result	-	-	-	-


	A	B	C	D	E	F
1						
2	O_26102: Electrical Shop					
3	Board of Trustees Report					
4	O_26102: Electrical Shop					
5			FY18		FY19	
6	Fund Class - Source	Summary Level Natural Accounts	Budget	Actual through March	Budget	Variance FY18 Budget to FY19 Budget
67		A_B4000 Tuition & Educational Fees	-	-	-	-
68		A_B4100 Sales of Goods & Services	-	-	-	-
69		A_B4300 Grants & Contracts	-	-	-	-
70		A_43501 Federal Appropriations	-	-	-	-
71		A_B4400 Other Operating Revenue	-	-	-	-
72		A_B5000 Non Operating Revenues	-	-	-	-
73		A_B5100 Appropriations	-	-	-	-
74		A_B5300 Gifts	-	-	-	-
75		A_B5500 Investment Income	-	-	-	-
76		A_B5600 Other Non Operating Revenues	-	-	-	-
77		Total_Revenue Revenue	-	-	-	-
78		A_B6000 Salaries, Wages & Benefits	-	-	-	-
79		A_B6200 Services & Fees	-	-	-	-
80		A_B6300 Travel	-	-	-	-
81	FC_B30 Restr	A_B6400 Supplies	-	-	-	-
82	Expendable Op	A_B6450 Utilities	-	-	-	-
83		A_B6500 Repairs & Maintenance	-	-	-	-
84		A_B6550 Rentals & Leases	-	-	-	-
85		A_B6575 Interest Expense	-	-	-	-
86		A_B6600 Claims & Judgements	-	-	-	-
87		A_B6650 Other Expense	-	-	-	-
88		A_B6700 Subcontracts	-	-	-	-
89		A_B6900 Depreciation & Amortization	-	-	-	-
90		A_B7000 Capital Expense	-	-	-	-
91		A_B7200 Discontinued Operations	-	-	-	-
92		A_B7500 Other Non Operating Expenses	-	-	-	-
93		A_B7600 Internal Allocations & Sales	-	-	-	-
94		A_B7700 Funding Tranfers	-	-	-	-
95		Total_Expenses Expenses	-	-	-	-
96		Statement of Activities Net Result	-	-	-	-
97		A_B4000 Tuition & Educational Fees	-	-	-	-
98		A_B4100 Sales of Goods & Services	-	-	-	-
99		A_B4300 Grants & Contracts	-	-	-	-
100		A_43501 Federal Appropriations	-	-	-	-
101		A_B4400 Other Operating Revenue	-	-	-	-
102		A_B5000 Non Operating Revenues	-	-	-	-
103		A_B5100 Appropriations	-	-	-	-
104		A_B5300 Gifts	-	-	-	-
105		A_B5500 Investment Income	-	-	-	-
106		A_B5600 Other Non Operating Revenues	-	-	-	-
107		Total_Revenue Revenue	-	-	-	-
108		A_B6000 Salaries, Wages & Benefits	-	-	-	-
109		A_B6200 Services & Fees	-	-	-	-
110		A_B6300 Travel	-	-	-	-
111	FC_B35 Restr	A_B6400 Supplies	-	-	-	-
112	Expendable Non Op	A_B6450 Utilities	-	-	-	-
113		A_B6500 Repairs & Maintenance	-	-	-	-
114		A_B6550 Rentals & Leases	-	-	-	-
115		A_B6575 Interest Expense	-	-	-	-
116		A_B6600 Claims & Judgements	-	-	-	-
117		A_B6650 Other Expense	-	-	-	-
118		A_B6700 Subcontracts	-	-	-	-
119		A_B6900 Depreciation & Amortization	-	-	-	-
120		A_B7000 Capital Expense	-	-	-	-
121		A_B7200 Discontinued Operations	-	-	-	-
122		A_B7500 Other Non Operating Expenses	-	-	-	-
123		A_B7600 Internal Allocations & Sales	-	-	-	-
124		A_B7700 Funding Tranfers	-	-	-	-
125		Total_Expenses Expenses	-	-	-	-
126		Statement of Activities Net Result	-	-	-	-

	A	B	C	D	E	F
1						
2	O_26102: Electrical Shop					
3	Board of Trustees Report					
4	O_26102: Electrical Shop					
5			FY18		FY19	
6	Fund Class - Source	Summary Level Natural Accounts	Budget	Actual through March	Budget	Variance FY18 Budget to FY19 Budget
127		A_B4000 Tuition & Educational Fees	-	-	-	-
128		A_B4100 Sales of Goods & Services	-	-	-	-
129		A_B4300 Grants & Contracts	-	-	-	-
130		A_43501 Federal Appropriations	-	-	-	-
131		A_B4400 Other Operating Revenue	-	-	-	-
132		A_B5000 Non Operating Revenues	-	-	-	-
133		A_B5100 Appropriations	-	-	-	-
134		A_B5300 Gifts	-	-	-	-
135		A_B5500 Investment Income	-	-	-	-
136		A_B5600 Other Non Operating Revenues	-	-	-	-
137		Total_Revenue Revenue	-	-	-	-
138		A_B6000 Salaries, Wages & Benefits	-	-	-	-
139		A_B6200 Services & Fees	-	-	-	-
140		A_B6300 Travel	-	-	-	-
141	FC_B40 Restr	A_B6400 Supplies	-	-	-	-
142	Grants	A_B6450 Utilities	-	-	-	-
143		A_B6500 Repairs & Maintenance	-	-	-	-
144		A_B6550 Rentals & Leases	-	-	-	-
145		A_B6575 Interest Expense	-	-	-	-
146		A_B6600 Claims & Judgements	-	-	-	-
147		A_B6650 Other Expense	-	-	-	-
148		A_B6700 Subcontracts	-	-	-	-
149		A_B6900 Depreciation & Amortization	-	-	-	-
150		A_B7000 Capital Expense	-	-	-	-
151		A_B7200 Discontinued Operations	-	-	-	-
152		A_B7500 Other Non Operating Expenses	-	-	-	-
153		A_B7600 Internal Allocations & Sales	-	-	-	-
154		A_B7700 Funding Tranfers	-	-	-	-
155		Total_Expenses Expenses	-	-	-	-
156		Statement of Activities Net Result	-	-	-	-
157		A_B4000 Tuition & Educational Fees	-	-	-	-
158		A_B4100 Sales of Goods & Services	-	-	-	-
159		A_B4300 Grants & Contracts	-	-	-	-
160		A_43501 Federal Appropriations	-	-	-	-
161		A_B4400 Other Operating Revenue	-	-	-	-
162		A_B5000 Non Operating Revenues	-	-	-	-
163		A_B5100 Appropriations	-	-	-	-
164		A_B5300 Gifts	-	-	-	-
165		A_B5500 Investment Income	-	-	-	-
166		A_B5600 Other Non Operating Revenues	-	-	-	-
167		Total_Revenue Revenue	-	-	-	-
168		A_B6000 Salaries, Wages & Benefits	-	-	-	-
169		A_B6200 Services & Fees	-	-	-	-
170		A_B6300 Travel	-	-	-	-
171	FC_B45 Restr	A_B6400 Supplies	-	-	-	-
172	Govt Funds	A_B6450 Utilities	-	-	-	-
173		A_B6500 Repairs & Maintenance	-	-	-	-
174		A_B6550 Rentals & Leases	-	-	-	-
175		A_B6575 Interest Expense	-	-	-	-
176		A_B6600 Claims & Judgements	-	-	-	-
177		A_B6650 Other Expense	-	-	-	-
178		A_B6700 Subcontracts	-	-	-	-
179		A_B6900 Depreciation & Amortization	-	-	-	-
180		A_B7000 Capital Expense	-	-	-	-
181		A_B7200 Discontinued Operations	-	-	-	-
182		A_B7500 Other Non Operating Expenses	-	-	-	-
183		A_B7600 Internal Allocations & Sales	-	-	-	-
184		A_B7700 Funding Tranfers	-	-	-	-
185		Total_Expenses Expenses	-	-	-	-
186		Statement of Activities Net Result	-	-	-	-


	A	B	C	D	E	F	
1							
2	O_26103: Plumbing Shop						
3	Board of Trustees Report						
4	O_26103: Plumbing Shop						
5			FY18		FY19		
6	Fund Class - Source	Summary Level Natural Accounts	Budget	Actual through March	Budget	Variance FY18 Budget to FY19 Budget	
7	FC_105 Unrestricted Operating Class	A_B4000 Tuition & Educational Fees	-	-	-	-	
8		A_B4100 Sales of Goods & Services	-	-	-	-	
9		A_B4300 Grants & Contracts	-	-	-	-	
10		A_43501 Federal Appropriations	-	-	-	-	
11		A_B4400 Other Operating Revenue	-	(323)	-	-	
12		A_B5000 Non Operating Revenues	-	-	-	-	
13		A_B5100 Appropriations	(370,000)	-	-	370,000	
14		A_B5300 Gifts	-	-	-	-	
15		A_B5500 Investment Income	-	-	-	-	
16		A_B5600 Other Non Operating Revenues	-	-	-	-	
17			Total_Revenue Revenue	(370,000)	(323)	-	370,000
18			A_B6000 Salaries, Wages & Benefits	847,198	617,103	846,847	(351)
19			A_B6200 Services & Fees	12,950	-	6,000	(6,950)
20			A_B6300 Travel	-	-	-	-
21			A_B6400 Supplies	14,090	11,243	6,300	(7,790)
22			A_B6450 Utilities	-	-	-	-
23			A_B6500 Repairs & Maintenance	75,000	139,060	195,000	120,000
24			A_B6550 Rentals & Leases	-	6,860	7,500	7,500
25			A_B6575 Interest Expense	-	-	-	-
26			A_B6600 Claims & Judgements	-	-	-	-
27			A_B6650 Other Expense	2,960	1,588	1,500	(1,460)
28			A_B6700 Subcontracts	-	-	-	-
29			A_B6900 Depreciation & Amortization	-	-	-	-
30			A_B7000 Capital Expense	-	-	-	-
31			A_B7200 Discontinued Operations	-	-	-	-
32			A_B7500 Other Non Operating Expenses	-	-	-	-
33			A_B7600 Internal Allocations & Sales	(315,000)	(186,863)	(250,600)	64,400
34			A_B7700 Funding Tranfers	378,737	-	(178,776)	(557,513)
35			Total_Expenses Expenses	1,015,935	588,990	633,772	(382,163)
36			Statement of Activities Net Result	645,935	588,667	633,772	(12,163)
37		FC_B20 Designated Op	A_B4000 Tuition & Educational Fees	-	-	-	-
38			A_B4100 Sales of Goods & Services	-	-	-	-
39			A_B4300 Grants & Contracts	-	-	-	-
40			A_43501 Federal Appropriations	-	-	-	-
41			A_B4400 Other Operating Revenue	-	-	-	-
42			A_B5000 Non Operating Revenues	-	-	-	-
43	A_B5100 Appropriations		-	-	-	-	
44	A_B5300 Gifts		-	-	-	-	
45	A_B5500 Investment Income		-	-	-	-	
46	A_B5600 Other Non Operating Revenues		-	-	-	-	
47			Total_Revenue Revenue	-	-	-	-
48			A_B6000 Salaries, Wages & Benefits	-	-	-	-
49			A_B6200 Services & Fees	-	-	-	-
50			A_B6300 Travel	-	-	-	-
51			A_B6400 Supplies	-	-	-	-
52			A_B6450 Utilities	-	-	-	-
53			A_B6500 Repairs & Maintenance	-	-	-	-
54			A_B6550 Rentals & Leases	-	-	-	-
55			A_B6575 Interest Expense	-	-	-	-
56			A_B6600 Claims & Judgements	-	-	-	-
57			A_B6650 Other Expense	-	-	-	-
58			A_B6700 Subcontracts	-	-	-	-
59			A_B6900 Depreciation & Amortization	-	-	-	-
60			A_B7000 Capital Expense	-	-	-	-
61			A_B7200 Discontinued Operations	-	-	-	-
62			A_B7500 Other Non Operating Expenses	-	-	-	-
63			A_B7600 Internal Allocations & Sales	-	-	-	-
64			A_B7700 Funding Tranfers	-	-	-	-
65			Total_Expenses Expenses	-	-	-	-
66			Statement of Activities Net Result	-	-	-	-


	A	B	C	D	E	F
1						
2	O_26103: Plumbing Shop					
3	Board of Trustees Report					
4	O_26103: Plumbing Shop					
5				FY18	FY19	
6	Fund Class - Source	Summary Level Natural Accounts	Budget	Actual through March	Budget	Variance FY18 Budget to FY19 Budget
67		A_B4000 Tuition & Educational Fees	-	-	-	-
68		A_B4100 Sales of Goods & Services	-	-	-	-
69		A_B4300 Grants & Contracts	-	-	-	-
70		A_43501 Federal Appropriations	-	-	-	-
71		A_B4400 Other Operating Revenue	-	-	-	-
72		A_B5000 Non Operating Revenues	-	-	-	-
73		A_B5100 Appropriations	-	-	-	-
74		A_B5300 Gifts	-	-	-	-
75		A_B5500 Investment Income	-	-	-	-
76		A_B5600 Other Non Operating Revenues	-	-	-	-
77		Total_Revenue Revenue	-	-	-	-
78		A_B6000 Salaries, Wages & Benefits	-	-	-	-
79		A_B6200 Services & Fees	-	-	-	-
80		A_B6300 Travel	-	-	-	-
81	FC_B30 Restr	A_B6400 Supplies	-	-	-	-
82	Expendable Op	A_B6450 Utilities	-	-	-	-
83		A_B6500 Repairs & Maintenance	-	-	-	-
84		A_B6550 Rentals & Leases	-	-	-	-
85		A_B6575 Interest Expense	-	-	-	-
86		A_B6600 Claims & Judgements	-	-	-	-
87		A_B6650 Other Expense	-	-	-	-
88		A_B6700 Subcontracts	-	-	-	-
89		A_B6900 Depreciation & Amortization	-	-	-	-
90		A_B7000 Capital Expense	-	-	-	-
91		A_B7200 Discontinued Operations	-	-	-	-
92		A_B7500 Other Non Operating Expenses	-	-	-	-
93		A_B7600 Internal Allocations & Sales	-	-	-	-
94		A_B7700 Funding Tranfers	-	-	-	-
95		Total_Expenses Expenses	-	-	-	-
96		Statement of Activities Net Result	-	-	-	-
97		A_B4000 Tuition & Educational Fees	-	-	-	-
98		A_B4100 Sales of Goods & Services	-	-	-	-
99		A_B4300 Grants & Contracts	-	-	-	-
100		A_43501 Federal Appropriations	-	-	-	-
101		A_B4400 Other Operating Revenue	-	-	-	-
102		A_B5000 Non Operating Revenues	-	-	-	-
103		A_B5100 Appropriations	-	-	-	-
104		A_B5300 Gifts	-	-	-	-
105		A_B5500 Investment Income	-	-	-	-
106		A_B5600 Other Non Operating Revenues	-	-	-	-
107		Total_Revenue Revenue	-	-	-	-
108		A_B6000 Salaries, Wages & Benefits	-	-	-	-
109		A_B6200 Services & Fees	-	-	-	-
110		A_B6300 Travel	-	-	-	-
111	FC_B35 Restr	A_B6400 Supplies	-	-	-	-
112	Expendable Non Op	A_B6450 Utilities	-	-	-	-
113		A_B6500 Repairs & Maintenance	-	-	-	-
114		A_B6550 Rentals & Leases	-	-	-	-
115		A_B6575 Interest Expense	-	-	-	-
116		A_B6600 Claims & Judgements	-	-	-	-
117		A_B6650 Other Expense	-	-	-	-
118		A_B6700 Subcontracts	-	-	-	-
119		A_B6900 Depreciation & Amortization	-	-	-	-
120		A_B7000 Capital Expense	-	-	-	-
121		A_B7200 Discontinued Operations	-	-	-	-
122		A_B7500 Other Non Operating Expenses	-	-	-	-
123		A_B7600 Internal Allocations & Sales	-	-	-	-
124		A_B7700 Funding Tranfers	-	-	-	-
125		Total_Expenses Expenses	-	-	-	-
126		Statement of Activities Net Result	-	-	-	-

	A	B	C	D	E	F
1						
2	O_26103: Plumbing Shop					
3	Board of Trustees Report					
4	O_26103: Plumbing Shop					
5			FY18		FY19	
6	Fund Class - Source	Summary Level Natural Accounts	Budget	Actual through March	Budget	Variance FY18 Budget to FY19 Budget
127		A_B4000 Tuition & Educational Fees	-	-	-	-
128		A_B4100 Sales of Goods & Services	-	-	-	-
129		A_B4300 Grants & Contracts	-	-	-	-
130		A_43501 Federal Appropriations	-	-	-	-
131		A_B4400 Other Operating Revenue	-	-	-	-
132		A_B5000 Non Operating Revenues	-	-	-	-
133		A_B5100 Appropriations	-	-	-	-
134		A_B5300 Gifts	-	-	-	-
135		A_B5500 Investment Income	-	-	-	-
136		A_B5600 Other Non Operating Revenues	-	-	-	-
137		Total Revenue Revenue	-	-	-	-
138		A_B6000 Salaries, Wages & Benefits	-	-	-	-
139		A_B6200 Services & Fees	-	-	-	-
140		A_B6300 Travel	-	-	-	-
141	FC_B40 Restr	A_B6400 Supplies	-	-	-	-
142	Grants	A_B6450 Utilities	-	-	-	-
143		A_B6500 Repairs & Maintenance	-	-	-	-
144		A_B6550 Rentals & Leases	-	-	-	-
145		A_B6575 Interest Expense	-	-	-	-
146		A_B6600 Claims & Judgements	-	-	-	-
147		A_B6650 Other Expense	-	-	-	-
148		A_B6700 Subcontracts	-	-	-	-
149		A_B6900 Depreciation & Amortization	-	-	-	-
150		A_B7000 Capital Expense	-	-	-	-
151		A_B7200 Discontinued Operations	-	-	-	-
152		A_B7500 Other Non Operating Expenses	-	-	-	-
153		A_B7600 Internal Allocations & Sales	-	-	-	-
154		A_B7700 Funding Tranfers	-	-	-	-
155		Total Expenses Expenses	-	-	-	-
156		Statement of Activities Net Result	-	-	-	-
157		A_B4000 Tuition & Educational Fees	-	-	-	-
158		A_B4100 Sales of Goods & Services	-	-	-	-
159		A_B4300 Grants & Contracts	-	-	-	-
160		A_43501 Federal Appropriations	-	-	-	-
161		A_B4400 Other Operating Revenue	-	-	-	-
162		A_B5000 Non Operating Revenues	-	-	-	-
163		A_B5100 Appropriations	-	-	-	-
164		A_B5300 Gifts	-	-	-	-
165		A_B5500 Investment Income	-	-	-	-
166		A_B5600 Other Non Operating Revenues	-	-	-	-
167		Total Revenue Revenue	-	-	-	-
168		A_B6000 Salaries, Wages & Benefits	-	-	-	-
169		A_B6200 Services & Fees	-	-	-	-
170		A_B6300 Travel	-	-	-	-
171	FC_B45 Restr	A_B6400 Supplies	-	-	-	-
172	Govt Funds	A_B6450 Utilities	-	-	-	-
173		A_B6500 Repairs & Maintenance	-	-	-	-
174		A_B6550 Rentals & Leases	-	-	-	-
175		A_B6575 Interest Expense	-	-	-	-
176		A_B6600 Claims & Judgements	-	-	-	-
177		A_B6650 Other Expense	-	-	-	-
178		A_B6700 Subcontracts	-	-	-	-
179		A_B6900 Depreciation & Amortization	-	-	-	-
180		A_B7000 Capital Expense	-	-	-	-
181		A_B7200 Discontinued Operations	-	-	-	-
182		A_B7500 Other Non Operating Expenses	-	-	-	-
183		A_B7600 Internal Allocations & Sales	-	-	-	-
184		A_B7700 Funding Tranfers	-	-	-	-
185		Total Expenses Expenses	-	-	-	-
186		Statement of Activities Net Result	-	-	-	-


	A	B	C	D	E	F	
1							
2	O_26104: Controls Shop						
3	Board of Trustees Report						
4	O_26104: Controls Shop						
5			FY18		FY19		
6	Fund Class - Source	Summary Level Natural Accounts	Budget	Actual through March	Budget	Variance FY18 Budget to FY19 Budget	
7	FC_105 Unrestricted Operating Class	A_B4000 Tuition & Educational Fees	-	-	-	-	
8		A_B4100 Sales of Goods & Services	-	-	-	-	
9		A_B4300 Grants & Contracts	-	-	-	-	
10		A_43501 Federal Appropriations	-	-	-	-	
11		A_B4400 Other Operating Revenue	-	-	-	-	
12		A_B5000 Non Operating Revenues	-	-	-	-	
13		A_B5100 Appropriations	(115,000)	-	-	115,000	
14		A_B5300 Gifts	-	-	-	-	
15		A_B5500 Investment Income	-	-	-	-	
16		A_B5600 Other Non Operating Revenues	-	-	-	-	
17			Total_Revenue Revenue	(115,000)	-	-	115,000
18			A_B6000 Salaries, Wages & Benefits	752,932	532,915	729,999	(22,932)
19			A_B6200 Services & Fees	8,300	-	3,000	(5,300)
20			A_B6300 Travel	500	-	500	-
21			A_B6400 Supplies	10,946	1,415	7,950	(2,996)
22			A_B6450 Utilities	-	-	-	-
23			A_B6500 Repairs & Maintenance	2,132	42,489	63,000	60,868
24			A_B6550 Rentals & Leases	-	-	-	-
25			A_B6575 Interest Expense	-	-	-	-
26			A_B6600 Claims & Judgements	-	-	-	-
27			A_B6650 Other Expense	2,068	435	1,000	(1,068)
28			A_B6700 Subcontracts	-	-	-	-
29			A_B6900 Depreciation & Amortization	-	-	-	-
30			A_B7000 Capital Expense	-	-	-	-
31			A_B7200 Discontinued Operations	-	-	-	-
32			A_B7500 Other Non Operating Expenses	-	-	-	-
33			A_B7600 Internal Allocations & Sales	(118,684)	(67,268)	(52,900)	65,784
34			A_B7700 Funding Tranfers	220,834	-	(119,184)	(340,017)
35			Total_Expenses Expenses	879,027	509,987	633,366	(245,662)
36			Statement of Activities Net Result	764,027	509,987	633,366	(130,662)
37		FC_B20 Designated Op	A_B4000 Tuition & Educational Fees	-	-	-	-
38			A_B4100 Sales of Goods & Services	-	-	-	-
39			A_B4300 Grants & Contracts	-	-	-	-
40			A_43501 Federal Appropriations	-	-	-	-
41			A_B4400 Other Operating Revenue	-	-	-	-
42			A_B5000 Non Operating Revenues	-	-	-	-
43	A_B5100 Appropriations		-	-	-	-	
44	A_B5300 Gifts		-	-	-	-	
45	A_B5500 Investment Income		-	-	-	-	
46	A_B5600 Other Non Operating Revenues		-	-	-	-	
47			Total_Revenue Revenue	-	-	-	-
48			A_B6000 Salaries, Wages & Benefits	-	-	-	-
49			A_B6200 Services & Fees	-	-	-	-
50			A_B6300 Travel	-	-	-	-
51			A_B6400 Supplies	-	-	-	-
52			A_B6450 Utilities	-	-	-	-
53			A_B6500 Repairs & Maintenance	-	-	-	-
54			A_B6550 Rentals & Leases	-	-	-	-
55			A_B6575 Interest Expense	-	-	-	-
56			A_B6600 Claims & Judgements	-	-	-	-
57			A_B6650 Other Expense	-	-	-	-
58			A_B6700 Subcontracts	-	-	-	-
59			A_B6900 Depreciation & Amortization	-	-	-	-
60			A_B7000 Capital Expense	-	-	-	-
61			A_B7200 Discontinued Operations	-	-	-	-
62			A_B7500 Other Non Operating Expenses	-	-	-	-
63			A_B7600 Internal Allocations & Sales	-	-	-	-
64			A_B7700 Funding Tranfers	-	-	-	-
65			Total_Expenses Expenses	-	-	-	-
66			Statement of Activities Net Result	-	-	-	-


	A	B	C	D	E	F
1						
2	O_26104: Controls Shop					
3	Board of Trustees Report					
4	O_26104: Controls Shop					
5			FY18		FY19	
6	Fund Class - Source	Summary Level Natural Accounts	Budget	Actual through March	Budget	Variance FY18 Budget to FY19 Budget
67		A_B4000 Tuition & Educational Fees	-	-	-	-
68		A_B4100 Sales of Goods & Services	-	-	-	-
69		A_B4300 Grants & Contracts	-	-	-	-
70		A_43501 Federal Appropriations	-	-	-	-
71		A_B4400 Other Operating Revenue	-	-	-	-
72		A_B5000 Non Operating Revenues	-	-	-	-
73		A_B5100 Appropriations	-	-	-	-
74		A_B5300 Gifts	-	-	-	-
75		A_B5500 Investment Income	-	-	-	-
76		A_B5600 Other Non Operating Revenues	-	-	-	-
77		Total_Revenue Revenue	-	-	-	-
78		A_B6000 Salaries, Wages & Benefits	-	-	-	-
79		A_B6200 Services & Fees	-	-	-	-
80		A_B6300 Travel	-	-	-	-
81	FC_B30 Restr	A_B6400 Supplies	-	-	-	-
82	Expendable Op	A_B6450 Utilities	-	-	-	-
83		A_B6500 Repairs & Maintenance	-	-	-	-
84		A_B6550 Rentals & Leases	-	-	-	-
85		A_B6575 Interest Expense	-	-	-	-
86		A_B6600 Claims & Judgements	-	-	-	-
87		A_B6650 Other Expense	-	-	-	-
88		A_B6700 Subcontracts	-	-	-	-
89		A_B6900 Depreciation & Amortization	-	-	-	-
90		A_B7000 Capital Expense	-	-	-	-
91		A_B7200 Discontinued Operations	-	-	-	-
92		A_B7500 Other Non Operating Expenses	-	-	-	-
93		A_B7600 Internal Allocations & Sales	-	-	-	-
94		A_B7700 Funding Tranfers	-	-	-	-
95		Total_Expenses Expenses	-	-	-	-
96		Statement of Activities Net Result	-	-	-	-
97		A_B4000 Tuition & Educational Fees	-	-	-	-
98		A_B4100 Sales of Goods & Services	-	-	-	-
99		A_B4300 Grants & Contracts	-	-	-	-
100		A_43501 Federal Appropriations	-	-	-	-
101		A_B4400 Other Operating Revenue	-	-	-	-
102		A_B5000 Non Operating Revenues	-	-	-	-
103		A_B5100 Appropriations	-	-	-	-
104		A_B5300 Gifts	-	-	-	-
105		A_B5500 Investment Income	-	-	-	-
106		A_B5600 Other Non Operating Revenues	-	-	-	-
107		Total_Revenue Revenue	-	-	-	-
108		A_B6000 Salaries, Wages & Benefits	-	-	-	-
109		A_B6200 Services & Fees	-	-	-	-
110		A_B6300 Travel	-	-	-	-
111	FC_B35 Restr	A_B6400 Supplies	-	-	-	-
112	Expendable Non Op	A_B6450 Utilities	-	-	-	-
113		A_B6500 Repairs & Maintenance	-	-	-	-
114		A_B6550 Rentals & Leases	-	-	-	-
115		A_B6575 Interest Expense	-	-	-	-
116		A_B6600 Claims & Judgements	-	-	-	-
117		A_B6650 Other Expense	-	-	-	-
118		A_B6700 Subcontracts	-	-	-	-
119		A_B6900 Depreciation & Amortization	-	-	-	-
120		A_B7000 Capital Expense	-	-	-	-
121		A_B7200 Discontinued Operations	-	-	-	-
122		A_B7500 Other Non Operating Expenses	-	-	-	-
123		A_B7600 Internal Allocations & Sales	-	-	-	-
124		A_B7700 Funding Tranfers	-	-	-	-
125		Total_Expenses Expenses	-	-	-	-
126		Statement of Activities Net Result	-	-	-	-

	A	B	C	D	E	F	
1							
2	O_26104: Controls Shop						
3	Board of Trustees Report						
4	O_26104: Controls Shop						
5				FY18	FY19		
6	Fund Class - Source	Summary Level Natural Accounts	Budget	Actual through March	Budget	Variance FY18 Budget to FY19 Budget	
127	FC_B40 Restr Grants	A_B4000 Tuition & Educational Fees	-	-	-	-	
128		A_B4100 Sales of Goods & Services	-	-	-	-	
129		A_B4300 Grants & Contracts	-	-	-	-	
130		A_43501 Federal Appropriations	-	-	-	-	
131		A_B4400 Other Operating Revenue	-	-	-	-	
132		A_B5000 Non Operating Revenues	-	-	-	-	
133		A_B5100 Appropriations	-	-	-	-	
134		A_B5300 Gifts	-	-	-	-	
135		A_B5500 Investment Income	-	-	-	-	
136		A_B5600 Other Non Operating Revenues	-	-	-	-	
137			Total Revenue Revenue	-	-	-	-
138			A_B6000 Salaries, Wages & Benefits	-	-	-	-
139			A_B6200 Services & Fees	-	-	-	-
140			A_B6300 Travel	-	-	-	-
141			A_B6400 Supplies	-	-	-	-
142			A_B6450 Utilities	-	-	-	-
143			A_B6500 Repairs & Maintenance	-	-	-	-
144			A_B6550 Rentals & Leases	-	-	-	-
145			A_B6575 Interest Expense	-	-	-	-
146			A_B6600 Claims & Judgements	-	-	-	-
147			A_B6650 Other Expense	-	-	-	-
148			A_B6700 Subcontracts	-	-	-	-
149			A_B6900 Depreciation & Amortization	-	-	-	-
150			A_B7000 Capital Expense	-	-	-	-
151			A_B7200 Discontinued Operations	-	-	-	-
152			A_B7500 Other Non Operating Expenses	-	-	-	-
153			A_B7600 Internal Allocations & Sales	-	-	-	-
154			A_B7700 Funding Tranfers	-	-	-	-
155			Total Expenses Expenses	-	-	-	-
156			Statement of Activities Net Result	-	-	-	-
157		FC_B45 Restr Govt Funds	A_B4000 Tuition & Educational Fees	-	-	-	-
158			A_B4100 Sales of Goods & Services	-	-	-	-
159	A_B4300 Grants & Contracts		-	-	-	-	
160	A_43501 Federal Appropriations		-	-	-	-	
161	A_B4400 Other Operating Revenue		-	-	-	-	
162	A_B5000 Non Operating Revenues		-	-	-	-	
163	A_B5100 Appropriations		-	-	-	-	
164	A_B5300 Gifts		-	-	-	-	
165	A_B5500 Investment Income		-	-	-	-	
166	A_B5600 Other Non Operating Revenues		-	-	-	-	
167			Total Revenue Revenue	-	-	-	-
168			A_B6000 Salaries, Wages & Benefits	-	-	-	-
169			A_B6200 Services & Fees	-	-	-	-
170			A_B6300 Travel	-	-	-	-
171			A_B6400 Supplies	-	-	-	-
172			A_B6450 Utilities	-	-	-	-
173			A_B6500 Repairs & Maintenance	-	-	-	-
174			A_B6550 Rentals & Leases	-	-	-	-
175			A_B6575 Interest Expense	-	-	-	-
176			A_B6600 Claims & Judgements	-	-	-	-
177			A_B6650 Other Expense	-	-	-	-
178			A_B6700 Subcontracts	-	-	-	-
179			A_B6900 Depreciation & Amortization	-	-	-	-
180			A_B7000 Capital Expense	-	-	-	-
181			A_B7200 Discontinued Operations	-	-	-	-
182			A_B7500 Other Non Operating Expenses	-	-	-	-
183			A_B7600 Internal Allocations & Sales	-	-	-	-
184			A_B7700 Funding Tranfers	-	-	-	-
185			Total Expenses Expenses	-	-	-	-
186			Statement of Activities Net Result	-	-	-	-


	A	B	C	D	E	F	
1							
2	O_26105: Preventive Maintenance						
3	Board of Trustees Report						
4	O_26105: Preventive Maintenance						
5			FY18		FY19		
6	Fund Class - Source	Summary Level Natural Accounts	Budget	Actual through March	Budget	Variance FY18 Budget to FY19 Budget	
7	FC_105 Unrestricted Operating Class	A_B4000 Tuition & Educational Fees	-	-	-	-	
8		A_B4100 Sales of Goods & Services	-	-	-	-	
9		A_B4300 Grants & Contracts	-	-	-	-	
10		A_43501 Federal Appropriations	-	-	-	-	
11		A_B4400 Other Operating Revenue	-	-	-	-	
12		A_B5000 Non Operating Revenues	-	-	-	-	
13		A_B5100 Appropriations	(5,500)	-	-	5,500	
14		A_B5300 Gifts	-	-	-	-	
15		A_B5500 Investment Income	-	-	-	-	
16		A_B5600 Other Non Operating Revenues	-	-	-	-	
17			Total_Revenue Revenue	(5,500)	-	-	5,500
18			A_B6000 Salaries, Wages & Benefits	555,675	411,771	561,664	5,989
19			A_B6200 Services & Fees	10,275	32	3,500	(6,775)
20			A_B6300 Travel	-	-	-	-
21			A_B6400 Supplies	10,500	1,498	8,000	(2,500)
22			A_B6450 Utilities	-	-	-	-
23			A_B6500 Repairs & Maintenance	136,500	119,984	166,500	30,000
24			A_B6550 Rentals & Leases	-	-	-	-
25			A_B6575 Interest Expense	-	-	-	-
26			A_B6600 Claims & Judgements	-	-	-	-
27			A_B6650 Other Expense	1,725	503	500	(1,225)
28			A_B6700 Subcontracts	-	-	-	-
29			A_B6900 Depreciation & Amortization	-	-	-	-
30			A_B7000 Capital Expense	-	-	-	-
31			A_B7200 Discontinued Operations	-	-	-	-
32			A_B7500 Other Non Operating Expenses	-	-	-	-
33			A_B7600 Internal Allocations & Sales	(45,500)	(79,839)	(78,850)	(33,350)
34			A_B7700 Funding Tranfers	(171,828)	-	(14,898)	156,930
35			Total_Expenses Expenses	497,348	453,948	646,416	149,068
36			Statement of Activities Net Result	491,848	453,948	646,416	154,568
37		FC_B20 Designated Op	A_B4000 Tuition & Educational Fees	-	-	-	-
38			A_B4100 Sales of Goods & Services	-	-	-	-
39			A_B4300 Grants & Contracts	-	-	-	-
40			A_43501 Federal Appropriations	-	-	-	-
41			A_B4400 Other Operating Revenue	-	-	-	-
42			A_B5000 Non Operating Revenues	-	-	-	-
43	A_B5100 Appropriations		-	-	-	-	
44	A_B5300 Gifts		-	-	-	-	
45	A_B5500 Investment Income		-	-	-	-	
46	A_B5600 Other Non Operating Revenues		-	-	-	-	
47			Total_Revenue Revenue	-	-	-	-
48			A_B6000 Salaries, Wages & Benefits	-	-	-	-
49			A_B6200 Services & Fees	-	-	-	-
50			A_B6300 Travel	-	-	-	-
51			A_B6400 Supplies	-	-	-	-
52			A_B6450 Utilities	-	-	-	-
53			A_B6500 Repairs & Maintenance	-	-	-	-
54			A_B6550 Rentals & Leases	-	-	-	-
55			A_B6575 Interest Expense	-	-	-	-
56			A_B6600 Claims & Judgements	-	-	-	-
57			A_B6650 Other Expense	-	-	-	-
58			A_B6700 Subcontracts	-	-	-	-
59			A_B6900 Depreciation & Amortization	-	-	-	-
60			A_B7000 Capital Expense	-	-	-	-
61			A_B7200 Discontinued Operations	-	-	-	-
62			A_B7500 Other Non Operating Expenses	-	-	-	-
63			A_B7600 Internal Allocations & Sales	-	-	-	-
64			A_B7700 Funding Tranfers	-	-	-	-
65			Total_Expenses Expenses	-	-	-	-
66			Statement of Activities Net Result	-	-	-	-


	A	B	C	D	E	F
1						
2	O_26105: Preventive Maintenance					
3	Board of Trustees Report					
4	O_26105: Preventive Maintenance					
5			FY18		FY19	
6	Fund Class - Source	Summary Level Natural Accounts	Budget	Actual through March	Budget	Variance FY18 Budget to FY19 Budget
67		A_B4000 Tuition & Educational Fees	-	-	-	-
68		A_B4100 Sales of Goods & Services	-	-	-	-
69		A_B4300 Grants & Contracts	-	-	-	-
70		A_43501 Federal Appropriations	-	-	-	-
71		A_B4400 Other Operating Revenue	-	-	-	-
72		A_B5000 Non Operating Revenues	-	-	-	-
73		A_B5100 Appropriations	-	-	-	-
74		A_B5300 Gifts	-	-	-	-
75		A_B5500 Investment Income	-	-	-	-
76		A_B5600 Other Non Operating Revenues	-	-	-	-
77		Total_Revenue Revenue	-	-	-	-
78		A_B6000 Salaries, Wages & Benefits	-	-	-	-
79		A_B6200 Services & Fees	-	-	-	-
80		A_B6300 Travel	-	-	-	-
81	FC_B30 Restr	A_B6400 Supplies	-	-	-	-
82	Expendable Op	A_B6450 Utilities	-	-	-	-
83		A_B6500 Repairs & Maintenance	-	-	-	-
84		A_B6550 Rentals & Leases	-	-	-	-
85		A_B6575 Interest Expense	-	-	-	-
86		A_B6600 Claims & Judgements	-	-	-	-
87		A_B6650 Other Expense	-	-	-	-
88		A_B6700 Subcontracts	-	-	-	-
89		A_B6900 Depreciation & Amortization	-	-	-	-
90		A_B7000 Capital Expense	-	-	-	-
91		A_B7200 Discontinued Operations	-	-	-	-
92		A_B7500 Other Non Operating Expenses	-	-	-	-
93		A_B7600 Internal Allocations & Sales	-	-	-	-
94		A_B7700 Funding Tranfers	-	-	-	-
95		Total_Expenses Expenses	-	-	-	-
96		Statement of Activities Net Result	-	-	-	-
97		A_B4000 Tuition & Educational Fees	-	-	-	-
98		A_B4100 Sales of Goods & Services	-	-	-	-
99		A_B4300 Grants & Contracts	-	-	-	-
100		A_43501 Federal Appropriations	-	-	-	-
101		A_B4400 Other Operating Revenue	-	-	-	-
102		A_B5000 Non Operating Revenues	-	-	-	-
103		A_B5100 Appropriations	-	-	-	-
104		A_B5300 Gifts	-	-	-	-
105		A_B5500 Investment Income	-	-	-	-
106		A_B5600 Other Non Operating Revenues	-	-	-	-
107		Total_Revenue Revenue	-	-	-	-
108		A_B6000 Salaries, Wages & Benefits	-	-	-	-
109		A_B6200 Services & Fees	-	-	-	-
110		A_B6300 Travel	-	-	-	-
111	FC_B35 Restr	A_B6400 Supplies	-	-	-	-
112	Expendable Non Op	A_B6450 Utilities	-	-	-	-
113		A_B6500 Repairs & Maintenance	-	-	-	-
114		A_B6550 Rentals & Leases	-	-	-	-
115		A_B6575 Interest Expense	-	-	-	-
116		A_B6600 Claims & Judgements	-	-	-	-
117		A_B6650 Other Expense	-	-	-	-
118		A_B6700 Subcontracts	-	-	-	-
119		A_B6900 Depreciation & Amortization	-	-	-	-
120		A_B7000 Capital Expense	-	-	-	-
121		A_B7200 Discontinued Operations	-	-	-	-
122		A_B7500 Other Non Operating Expenses	-	-	-	-
123		A_B7600 Internal Allocations & Sales	-	-	-	-
124		A_B7700 Funding Tranfers	-	-	-	-
125		Total_Expenses Expenses	-	-	-	-
126		Statement of Activities Net Result	-	-	-	-

	A	B	C	D	E	F
1						
2	O_26105: Preventive Maintenance					
3	Board of Trustees Report					
4	O_26105: Preventive Maintenance					
5			FY18		FY19	
6	Fund Class - Source	Summary Level Natural Accounts	Budget	Actual through March	Budget	Variance FY18 Budget to FY19 Budget
127		A_B4000 Tuition & Educational Fees	-	-	-	-
128		A_B4100 Sales of Goods & Services	-	-	-	-
129		A_B4300 Grants & Contracts	-	-	-	-
130		A_43501 Federal Appropriations	-	-	-	-
131		A_B4400 Other Operating Revenue	-	-	-	-
132		A_B5000 Non Operating Revenues	-	-	-	-
133		A_B5100 Appropriations	-	-	-	-
134		A_B5300 Gifts	-	-	-	-
135		A_B5500 Investment Income	-	-	-	-
136		A_B5600 Other Non Operating Revenues	-	-	-	-
137		Total_Revenue Revenue	-	-	-	-
138		A_B6000 Salaries, Wages & Benefits	-	-	-	-
139		A_B6200 Services & Fees	-	-	-	-
140		A_B6300 Travel	-	-	-	-
141	FC_B40 Restr	A_B6400 Supplies	-	-	-	-
142	Grants	A_B6450 Utilities	-	-	-	-
143		A_B6500 Repairs & Maintenance	-	-	-	-
144		A_B6550 Rentals & Leases	-	-	-	-
145		A_B6575 Interest Expense	-	-	-	-
146		A_B6600 Claims & Judgements	-	-	-	-
147		A_B6650 Other Expense	-	-	-	-
148		A_B6700 Subcontracts	-	-	-	-
149		A_B6900 Depreciation & Amortization	-	-	-	-
150		A_B7000 Capital Expense	-	-	-	-
151		A_B7200 Discontinued Operations	-	-	-	-
152		A_B7500 Other Non Operating Expenses	-	-	-	-
153		A_B7600 Internal Allocations & Sales	-	-	-	-
154		A_B7700 Funding Tranfers	-	-	-	-
155		Total_Expenses Expenses	-	-	-	-
156		Statement of Activities Net Result	-	-	-	-
157		A_B4000 Tuition & Educational Fees	-	-	-	-
158		A_B4100 Sales of Goods & Services	-	-	-	-
159		A_B4300 Grants & Contracts	-	-	-	-
160		A_43501 Federal Appropriations	-	-	-	-
161		A_B4400 Other Operating Revenue	-	-	-	-
162		A_B5000 Non Operating Revenues	-	-	-	-
163		A_B5100 Appropriations	-	-	-	-
164		A_B5300 Gifts	-	-	-	-
165		A_B5500 Investment Income	-	-	-	-
166		A_B5600 Other Non Operating Revenues	-	-	-	-
167		Total_Revenue Revenue	-	-	-	-
168		A_B6000 Salaries, Wages & Benefits	-	-	-	-
169		A_B6200 Services & Fees	-	-	-	-
170		A_B6300 Travel	-	-	-	-
171	FC_B45 Restr	A_B6400 Supplies	-	-	-	-
172	Govt Funds	A_B6450 Utilities	-	-	-	-
173		A_B6500 Repairs & Maintenance	-	-	-	-
174		A_B6550 Rentals & Leases	-	-	-	-
175		A_B6575 Interest Expense	-	-	-	-
176		A_B6600 Claims & Judgements	-	-	-	-
177		A_B6650 Other Expense	-	-	-	-
178		A_B6700 Subcontracts	-	-	-	-
179		A_B6900 Depreciation & Amortization	-	-	-	-
180		A_B7000 Capital Expense	-	-	-	-
181		A_B7200 Discontinued Operations	-	-	-	-
182		A_B7500 Other Non Operating Expenses	-	-	-	-
183		A_B7600 Internal Allocations & Sales	-	-	-	-
184		A_B7700 Funding Tranfers	-	-	-	-
185		Total_Expenses Expenses	-	-	-	-
186		Statement of Activities Net Result	-	-	-	-


	A	B	C	D	E	F	
1							
2	O_26106: Structural Trades						
3	Board of Trustees Report						
4	O_26106: Structural Trades						
5			FY18		FY19		
6	Fund Class - Source	Summary Level Natural Accounts	Budget	Actual through March	Budget	Variance FY18 Budget to FY19 Budget	
7	FC_105 Unrestricted Operating Class	A_B4000 Tuition & Educational Fees	-	-	-	-	
8		A_B4100 Sales of Goods & Services	-	-	-	-	
9		A_B4300 Grants & Contracts	-	-	-	-	
10		A_43501 Federal Appropriations	-	-	-	-	
11		A_B4400 Other Operating Revenue	-	-	-	-	
12		A_B5000 Non Operating Revenues	-	-	-	-	
13		A_B5100 Appropriations	(233,932)	-	-	233,932	
14		A_B5300 Gifts	-	-	-	-	
15		A_B5500 Investment Income	-	-	-	-	
16		A_B5600 Other Non Operating Revenues	-	-	-	-	
17			Total_Revenue Revenue	(233,932)	-	-	233,932
18			A_B6000 Salaries, Wages & Benefits	763,511	493,615	692,463	(71,048)
19			A_B6200 Services & Fees	13,425	-	4,000	(9,425)
20			A_B6300 Travel	50	963	1,000	950
21			A_B6400 Supplies	19,143	1,009	11,250	(7,893)
22			A_B6450 Utilities	-	-	-	-
23			A_B6500 Repairs & Maintenance	-	81,312	111,000	111,000
24			A_B6550 Rentals & Leases	-	-	-	-
25			A_B6575 Interest Expense	-	-	-	-
26			A_B6600 Claims & Judgements	-	-	-	-
27			A_B6650 Other Expense	3,190	9,773	10,500	7,310
28			A_B6700 Subcontracts	-	-	-	-
29			A_B6900 Depreciation & Amortization	-	-	-	-
30			A_B7000 Capital Expense	-	-	-	-
31			A_B7200 Discontinued Operations	-	-	-	-
32			A_B7500 Other Non Operating Expenses	-	-	-	-
33			A_B7600 Internal Allocations & Sales	(446,068)	(164,000)	(208,625)	237,443
34			A_B7700 Funding Tranfers	390,822	-	(245,816)	(636,638)
35			Total_Expenses Expenses	744,073	422,672	375,772	(368,301)
36			Statement of Activities Net Result	510,141	422,672	375,772	(134,369)
37		FC_B20 Designated Op	A_B4000 Tuition & Educational Fees	-	-	-	-
38			A_B4100 Sales of Goods & Services	-	-	-	-
39			A_B4300 Grants & Contracts	-	-	-	-
40			A_43501 Federal Appropriations	-	-	-	-
41			A_B4400 Other Operating Revenue	-	-	-	-
42			A_B5000 Non Operating Revenues	-	-	-	-
43	A_B5100 Appropriations		-	-	-	-	
44	A_B5300 Gifts		-	-	-	-	
45	A_B5500 Investment Income		-	-	-	-	
46	A_B5600 Other Non Operating Revenues		-	-	-	-	
47			Total_Revenue Revenue	-	-	-	-
48			A_B6000 Salaries, Wages & Benefits	-	-	-	-
49			A_B6200 Services & Fees	-	-	-	-
50			A_B6300 Travel	-	-	-	-
51			A_B6400 Supplies	-	-	-	-
52			A_B6450 Utilities	-	-	-	-
53			A_B6500 Repairs & Maintenance	-	-	-	-
54			A_B6550 Rentals & Leases	-	-	-	-
55			A_B6575 Interest Expense	-	-	-	-
56			A_B6600 Claims & Judgements	-	-	-	-
57			A_B6650 Other Expense	-	-	-	-
58			A_B6700 Subcontracts	-	-	-	-
59			A_B6900 Depreciation & Amortization	-	-	-	-
60			A_B7000 Capital Expense	-	-	-	-
61			A_B7200 Discontinued Operations	-	-	-	-
62			A_B7500 Other Non Operating Expenses	-	-	-	-
63			A_B7600 Internal Allocations & Sales	-	-	-	-
64			A_B7700 Funding Tranfers	-	-	-	-
65			Total_Expenses Expenses	-	-	-	-
66			Statement of Activities Net Result	-	-	-	-


	A	B	C	D	E	F
1						
2	O_26106: Structural Trades					
3	Board of Trustees Report					
4	O_26106: Structural Trades					
5			FY18		FY19	
6	Fund Class - Source	Summary Level Natural Accounts	Budget	Actual through March	Budget	Variance FY18 Budget to FY19 Budget
67		A_B4000 Tuition & Educational Fees	-	-	-	-
68		A_B4100 Sales of Goods & Services	-	-	-	-
69		A_B4300 Grants & Contracts	-	-	-	-
70		A_43501 Federal Appropriations	-	-	-	-
71		A_B4400 Other Operating Revenue	-	-	-	-
72		A_B5000 Non Operating Revenues	-	-	-	-
73		A_B5100 Appropriations	-	-	-	-
74		A_B5300 Gifts	-	-	-	-
75		A_B5500 Investment Income	-	-	-	-
76		A_B5600 Other Non Operating Revenues	-	-	-	-
77		Total_Revenue Revenue	-	-	-	-
78		A_B6000 Salaries, Wages & Benefits	-	-	-	-
79		A_B6200 Services & Fees	-	-	-	-
80		A_B6300 Travel	-	-	-	-
81	FC_B30 Restr	A_B6400 Supplies	-	-	-	-
82	Expendable Op	A_B6450 Utilities	-	-	-	-
83		A_B6500 Repairs & Maintenance	-	-	-	-
84		A_B6550 Rentals & Leases	-	-	-	-
85		A_B6575 Interest Expense	-	-	-	-
86		A_B6600 Claims & Judgements	-	-	-	-
87		A_B6650 Other Expense	-	-	-	-
88		A_B6700 Subcontracts	-	-	-	-
89		A_B6900 Depreciation & Amortization	-	-	-	-
90		A_B7000 Capital Expense	-	-	-	-
91		A_B7200 Discontinued Operations	-	-	-	-
92		A_B7500 Other Non Operating Expenses	-	-	-	-
93		A_B7600 Internal Allocations & Sales	-	-	-	-
94		A_B7700 Funding Tranfers	-	-	-	-
95		Total_Expenses Expenses	-	-	-	-
96		Statement of Activities Net Result	-	-	-	-
97		A_B4000 Tuition & Educational Fees	-	-	-	-
98		A_B4100 Sales of Goods & Services	-	-	-	-
99		A_B4300 Grants & Contracts	-	-	-	-
100		A_43501 Federal Appropriations	-	-	-	-
101		A_B4400 Other Operating Revenue	-	-	-	-
102		A_B5000 Non Operating Revenues	-	-	-	-
103		A_B5100 Appropriations	-	-	-	-
104		A_B5300 Gifts	-	-	-	-
105		A_B5500 Investment Income	-	-	-	-
106		A_B5600 Other Non Operating Revenues	-	-	-	-
107		Total_Revenue Revenue	-	-	-	-
108		A_B6000 Salaries, Wages & Benefits	-	-	-	-
109		A_B6200 Services & Fees	-	-	-	-
110		A_B6300 Travel	-	-	-	-
111	FC_B35 Restr	A_B6400 Supplies	-	-	-	-
112	Expendable Non Op	A_B6450 Utilities	-	-	-	-
113		A_B6500 Repairs & Maintenance	-	-	-	-
114		A_B6550 Rentals & Leases	-	-	-	-
115		A_B6575 Interest Expense	-	-	-	-
116		A_B6600 Claims & Judgements	-	-	-	-
117		A_B6650 Other Expense	-	-	-	-
118		A_B6700 Subcontracts	-	-	-	-
119		A_B6900 Depreciation & Amortization	-	-	-	-
120		A_B7000 Capital Expense	-	-	-	-
121		A_B7200 Discontinued Operations	-	-	-	-
122		A_B7500 Other Non Operating Expenses	-	-	-	-
123		A_B7600 Internal Allocations & Sales	-	-	-	-
124		A_B7700 Funding Tranfers	-	-	-	-
125		Total_Expenses Expenses	-	-	-	-
126		Statement of Activities Net Result	-	-	-	-

	A	B	C	D	E	F
1						
2	O_26106: Structural Trades					
3	Board of Trustees Report					
4	O_26106: Structural Trades					
5			FY18		FY19	
6	Fund Class - Source	Summary Level Natural Accounts	Budget	Actual through March	Budget	Variance FY18 Budget to FY19 Budget
127		A_B4000 Tuition & Educational Fees	-	-	-	-
128		A_B4100 Sales of Goods & Services	-	-	-	-
129		A_B4300 Grants & Contracts	-	-	-	-
130		A_43501 Federal Appropriations	-	-	-	-
131		A_B4400 Other Operating Revenue	-	-	-	-
132		A_B5000 Non Operating Revenues	-	-	-	-
133		A_B5100 Appropriations	-	-	-	-
134		A_B5300 Gifts	-	-	-	-
135		A_B5500 Investment Income	-	-	-	-
136		A_B5600 Other Non Operating Revenues	-	-	-	-
137		Total_Revenue Revenue	-	-	-	-
138		A_B6000 Salaries, Wages & Benefits	-	-	-	-
139		A_B6200 Services & Fees	-	-	-	-
140		A_B6300 Travel	-	-	-	-
141	FC_B40 Restr	A_B6400 Supplies	-	-	-	-
142	Grants	A_B6450 Utilities	-	-	-	-
143		A_B6500 Repairs & Maintenance	-	-	-	-
144		A_B6550 Rentals & Leases	-	-	-	-
145		A_B6575 Interest Expense	-	-	-	-
146		A_B6600 Claims & Judgements	-	-	-	-
147		A_B6650 Other Expense	-	-	-	-
148		A_B6700 Subcontracts	-	-	-	-
149		A_B6900 Depreciation & Amortization	-	-	-	-
150		A_B7000 Capital Expense	-	-	-	-
151		A_B7200 Discontinued Operations	-	-	-	-
152		A_B7500 Other Non Operating Expenses	-	-	-	-
153		A_B7600 Internal Allocations & Sales	-	-	-	-
154		A_B7700 Funding Tranfers	-	-	-	-
155		Total_Expenses Expenses	-	-	-	-
156		Statement of Activities Net Result	-	-	-	-
157		A_B4000 Tuition & Educational Fees	-	-	-	-
158		A_B4100 Sales of Goods & Services	-	-	-	-
159		A_B4300 Grants & Contracts	-	-	-	-
160		A_43501 Federal Appropriations	-	-	-	-
161		A_B4400 Other Operating Revenue	-	-	-	-
162		A_B5000 Non Operating Revenues	-	-	-	-
163		A_B5100 Appropriations	-	-	-	-
164		A_B5300 Gifts	-	-	-	-
165		A_B5500 Investment Income	-	-	-	-
166		A_B5600 Other Non Operating Revenues	-	-	-	-
167		Total_Revenue Revenue	-	-	-	-
168		A_B6000 Salaries, Wages & Benefits	-	-	-	-
169		A_B6200 Services & Fees	-	-	-	-
170		A_B6300 Travel	-	-	-	-
171	FC_B45 Restr	A_B6400 Supplies	-	-	-	-
172	Govt Funds	A_B6450 Utilities	-	-	-	-
173		A_B6500 Repairs & Maintenance	-	-	-	-
174		A_B6550 Rentals & Leases	-	-	-	-
175		A_B6575 Interest Expense	-	-	-	-
176		A_B6600 Claims & Judgements	-	-	-	-
177		A_B6650 Other Expense	-	-	-	-
178		A_B6700 Subcontracts	-	-	-	-
179		A_B6900 Depreciation & Amortization	-	-	-	-
180		A_B7000 Capital Expense	-	-	-	-
181		A_B7200 Discontinued Operations	-	-	-	-
182		A_B7500 Other Non Operating Expenses	-	-	-	-
183		A_B7600 Internal Allocations & Sales	-	-	-	-
184		A_B7700 Funding Tranfers	-	-	-	-
185		Total_Expenses Expenses	-	-	-	-
186		Statement of Activities Net Result	-	-	-	-


	A	B	C	D	E	F	
1							
2	O_26107: Lock Shop						
3	Board of Trustees Report						
4	O_26107: Lock Shop						
5			FY18		FY19		
6	Fund Class - Source	Summary Level Natural Accounts	Budget	Actual through March	Budget	Variance FY18 Budget to FY19 Budget	
7	FC_105 Unrestricted Operating Class	A_B4000 Tuition & Educational Fees	-	-	-	-	
8		A_B4100 Sales of Goods & Services	-	-	-	-	
9		A_B4300 Grants & Contracts	-	-	-	-	
10		A_43501 Federal Appropriations	-	-	-	-	
11		A_B4400 Other Operating Revenue	-	(94)	-	-	
12		A_B5000 Non Operating Revenues	-	-	-	-	
13		A_B5100 Appropriations	-	-	-	-	
14		A_B5300 Gifts	-	-	-	-	
15		A_B5500 Investment Income	-	-	-	-	
16		A_B5600 Other Non Operating Revenues	-	-	-	-	
17			Total_Revenue Revenue	-	(94)	-	-
18			A_B6000 Salaries, Wages & Benefits	146,844	107,277	143,047	(3,797)
19			A_B6200 Services & Fees	2,300	1,235	2,300	-
20			A_B6300 Travel	-	-	-	-
21			A_B6400 Supplies	1,348	100	1,050	(298)
22			A_B6450 Utilities	-	-	-	-
23			A_B6500 Repairs & Maintenance	20,000	21,151	35,000	15,000
24			A_B6550 Rentals & Leases	-	-	-	-
25			A_B6575 Interest Expense	-	-	-	-
26			A_B6600 Claims & Judgements	-	-	-	-
27			A_B6650 Other Expense	392	-	150	(242)
28			A_B6700 Subcontracts	-	-	-	-
29			A_B6900 Depreciation & Amortization	-	-	-	-
30			A_B7000 Capital Expense	-	-	-	-
31			A_B7200 Discontinued Operations	-	-	-	-
32			A_B7500 Other Non Operating Expenses	-	-	-	-
33			A_B7600 Internal Allocations & Sales	(55,000)	(30,354)	(55,750)	(750)
34			A_B7700 Funding Tranfers	(6,611)	-	(2,235)	4,377
35			Total_Expenses Expenses	109,272	99,409	123,563	14,290
36			Statement of Activities Net Result	109,272	99,315	123,563	14,290
37		FC_B20 Designated Op	A_B4000 Tuition & Educational Fees	-	-	-	-
38			A_B4100 Sales of Goods & Services	-	-	-	-
39			A_B4300 Grants & Contracts	-	-	-	-
40			A_43501 Federal Appropriations	-	-	-	-
41			A_B4400 Other Operating Revenue	-	-	-	-
42			A_B5000 Non Operating Revenues	-	-	-	-
43	A_B5100 Appropriations		-	-	-	-	
44	A_B5300 Gifts		-	-	-	-	
45	A_B5500 Investment Income		-	-	-	-	
46	A_B5600 Other Non Operating Revenues		-	-	-	-	
47			Total_Revenue Revenue	-	-	-	-
48			A_B6000 Salaries, Wages & Benefits	-	-	-	-
49			A_B6200 Services & Fees	-	-	-	-
50			A_B6300 Travel	-	-	-	-
51			A_B6400 Supplies	-	-	-	-
52			A_B6450 Utilities	-	-	-	-
53			A_B6500 Repairs & Maintenance	-	-	-	-
54			A_B6550 Rentals & Leases	-	-	-	-
55			A_B6575 Interest Expense	-	-	-	-
56			A_B6600 Claims & Judgements	-	-	-	-
57			A_B6650 Other Expense	-	-	-	-
58			A_B6700 Subcontracts	-	-	-	-
59			A_B6900 Depreciation & Amortization	-	-	-	-
60			A_B7000 Capital Expense	-	-	-	-
61			A_B7200 Discontinued Operations	-	-	-	-
62			A_B7500 Other Non Operating Expenses	-	-	-	-
63			A_B7600 Internal Allocations & Sales	-	-	-	-
64			A_B7700 Funding Tranfers	-	-	-	-
65			Total_Expenses Expenses	-	-	-	-
66			Statement of Activities Net Result	-	-	-	-


	A	B	C	D	E	F
1						
2	O_26107: Lock Shop					
3	Board of Trustees Report					
4	O_26107: Lock Shop					
5			FY18		FY19	
6	Fund Class - Source	Summary Level Natural Accounts	Budget	Actual through March	Budget	Variance FY18 Budget to FY19 Budget
67		A_B4000 Tuition & Educational Fees	-	-	-	-
68		A_B4100 Sales of Goods & Services	-	-	-	-
69		A_B4300 Grants & Contracts	-	-	-	-
70		A_43501 Federal Appropriations	-	-	-	-
71		A_B4400 Other Operating Revenue	-	-	-	-
72		A_B5000 Non Operating Revenues	-	-	-	-
73		A_B5100 Appropriations	-	-	-	-
74		A_B5300 Gifts	-	-	-	-
75		A_B5500 Investment Income	-	-	-	-
76		A_B5600 Other Non Operating Revenues	-	-	-	-
77		Total_Revenue Revenue	-	-	-	-
78		A_B6000 Salaries, Wages & Benefits	-	-	-	-
79		A_B6200 Services & Fees	-	-	-	-
80		A_B6300 Travel	-	-	-	-
81	FC_B30 Restr	A_B6400 Supplies	-	-	-	-
82	Expendable Op	A_B6450 Utilities	-	-	-	-
83		A_B6500 Repairs & Maintenance	-	-	-	-
84		A_B6550 Rentals & Leases	-	-	-	-
85		A_B6575 Interest Expense	-	-	-	-
86		A_B6600 Claims & Judgements	-	-	-	-
87		A_B6650 Other Expense	-	-	-	-
88		A_B6700 Subcontracts	-	-	-	-
89		A_B6900 Depreciation & Amortization	-	-	-	-
90		A_B7000 Capital Expense	-	-	-	-
91		A_B7200 Discontinued Operations	-	-	-	-
92		A_B7500 Other Non Operating Expenses	-	-	-	-
93		A_B7600 Internal Allocations & Sales	-	-	-	-
94		A_B7700 Funding Tranfers	-	-	-	-
95		Total_Expenses Expenses	-	-	-	-
96		Statement of Activities Net Result	-	-	-	-
97		A_B4000 Tuition & Educational Fees	-	-	-	-
98		A_B4100 Sales of Goods & Services	-	-	-	-
99		A_B4300 Grants & Contracts	-	-	-	-
100		A_43501 Federal Appropriations	-	-	-	-
101		A_B4400 Other Operating Revenue	-	-	-	-
102		A_B5000 Non Operating Revenues	-	-	-	-
103		A_B5100 Appropriations	-	-	-	-
104		A_B5300 Gifts	-	-	-	-
105		A_B5500 Investment Income	-	-	-	-
106		A_B5600 Other Non Operating Revenues	-	-	-	-
107		Total_Revenue Revenue	-	-	-	-
108		A_B6000 Salaries, Wages & Benefits	-	-	-	-
109		A_B6200 Services & Fees	-	-	-	-
110		A_B6300 Travel	-	-	-	-
111	FC_B35 Restr	A_B6400 Supplies	-	-	-	-
112	Expendable Non Op	A_B6450 Utilities	-	-	-	-
113		A_B6500 Repairs & Maintenance	-	-	-	-
114		A_B6550 Rentals & Leases	-	-	-	-
115		A_B6575 Interest Expense	-	-	-	-
116		A_B6600 Claims & Judgements	-	-	-	-
117		A_B6650 Other Expense	-	-	-	-
118		A_B6700 Subcontracts	-	-	-	-
119		A_B6900 Depreciation & Amortization	-	-	-	-
120		A_B7000 Capital Expense	-	-	-	-
121		A_B7200 Discontinued Operations	-	-	-	-
122		A_B7500 Other Non Operating Expenses	-	-	-	-
123		A_B7600 Internal Allocations & Sales	-	-	-	-
124		A_B7700 Funding Tranfers	-	-	-	-
125		Total_Expenses Expenses	-	-	-	-
126		Statement of Activities Net Result	-	-	-	-


	A	B	C	D	E	F
1						
2	O_26107: Lock Shop					
3	Board of Trustees Report					
4	O_26107: Lock Shop					
5			FY18		FY19	
6	Fund Class - Source	Summary Level Natural Accounts	Budget	Actual through March	Budget	Variance FY18 Budget to FY19 Budget
127		A_B4000 Tuition & Educational Fees	-	-	-	-
128		A_B4100 Sales of Goods & Services	-	-	-	-
129		A_B4300 Grants & Contracts	-	-	-	-
130		A_43501 Federal Appropriations	-	-	-	-
131		A_B4400 Other Operating Revenue	-	-	-	-
132		A_B5000 Non Operating Revenues	-	-	-	-
133		A_B5100 Appropriations	-	-	-	-
134		A_B5300 Gifts	-	-	-	-
135		A_B5500 Investment Income	-	-	-	-
136		A_B5600 Other Non Operating Revenues	-	-	-	-
137		Total_Revenue Revenue	-	-	-	-
138		A_B6000 Salaries, Wages & Benefits	-	-	-	-
139		A_B6200 Services & Fees	-	-	-	-
140		A_B6300 Travel	-	-	-	-
141	FC_B40 Restr	A_B6400 Supplies	-	-	-	-
142	Grants	A_B6450 Utilities	-	-	-	-
143		A_B6500 Repairs & Maintenance	-	-	-	-
144		A_B6550 Rentals & Leases	-	-	-	-
145		A_B6575 Interest Expense	-	-	-	-
146		A_B6600 Claims & Judgements	-	-	-	-
147		A_B6650 Other Expense	-	-	-	-
148		A_B6700 Subcontracts	-	-	-	-
149		A_B6900 Depreciation & Amortization	-	-	-	-
150		A_B7000 Capital Expense	-	-	-	-
151		A_B7200 Discontinued Operations	-	-	-	-
152		A_B7500 Other Non Operating Expenses	-	-	-	-
153		A_B7600 Internal Allocations & Sales	-	-	-	-
154		A_B7700 Funding Tranfers	-	-	-	-
155		Total_Expenses Expenses	-	-	-	-
156		Statement of Activities Net Result	-	-	-	-
157		A_B4000 Tuition & Educational Fees	-	-	-	-
158		A_B4100 Sales of Goods & Services	-	-	-	-
159		A_B4300 Grants & Contracts	-	-	-	-
160		A_43501 Federal Appropriations	-	-	-	-
161		A_B4400 Other Operating Revenue	-	-	-	-
162		A_B5000 Non Operating Revenues	-	-	-	-
163		A_B5100 Appropriations	-	-	-	-
164		A_B5300 Gifts	-	-	-	-
165		A_B5500 Investment Income	-	-	-	-
166		A_B5600 Other Non Operating Revenues	-	-	-	-
167		Total_Revenue Revenue	-	-	-	-
168		A_B6000 Salaries, Wages & Benefits	-	-	-	-
169		A_B6200 Services & Fees	-	-	-	-
170		A_B6300 Travel	-	-	-	-
171	FC_B45 Restr	A_B6400 Supplies	-	-	-	-
172	Govt Funds	A_B6450 Utilities	-	-	-	-
173		A_B6500 Repairs & Maintenance	-	-	-	-
174		A_B6550 Rentals & Leases	-	-	-	-
175		A_B6575 Interest Expense	-	-	-	-
176		A_B6600 Claims & Judgements	-	-	-	-
177		A_B6650 Other Expense	-	-	-	-
178		A_B6700 Subcontracts	-	-	-	-
179		A_B6900 Depreciation & Amortization	-	-	-	-
180		A_B7000 Capital Expense	-	-	-	-
181		A_B7200 Discontinued Operations	-	-	-	-
182		A_B7500 Other Non Operating Expenses	-	-	-	-
183		A_B7600 Internal Allocations & Sales	-	-	-	-
184		A_B7700 Funding Tranfers	-	-	-	-
185		Total_Expenses Expenses	-	-	-	-
186		Statement of Activities Net Result	-	-	-	-

	A	B	C	D	E	F	
1							
2	O_26108: Grounds Services						
3	Board of Trustees Report						
4	O_26108: Grounds Services						
5			FY18		FY19		
6	Fund Class - Source	Summary Level Natural Accounts	Budget	Actual through March	Budget	Variance FY18 Budget to FY19 Budget	
7	FC_105 Unrestricted Operating Class	A_B4000 Tuition & Educational Fees	-	-	-	-	
8		A_B4100 Sales of Goods & Services	-	-	-	-	
9		A_B4300 Grants & Contracts	-	-	-	-	
10		A_43501 Federal Appropriations	-	-	-	-	
11		A_B4400 Other Operating Revenue	-	-	-	-	
12		A_B5000 Non Operating Revenues	-	-	-	-	
13		A_B5100 Appropriations	(1,250)	-	-	1,250	
14		A_B5300 Gifts	-	-	-	-	
15		A_B5500 Investment Income	-	-	-	-	
16		A_B5600 Other Non Operating Revenues	-	-	-	-	
17			Total_Revenue Revenue	(1,250)	-	-	1,250
18			A_B6000 Salaries, Wages & Benefits	474,703	351,123	488,136	13,432
19			A_B6200 Services & Fees	6,025	-	500	(5,525)
20			A_B6300 Travel	500	834	1,000	500
21			A_B6400 Supplies	16,295	4,723	8,700	(7,595)
22			A_B6450 Utilities	-	-	-	-
23			A_B6500 Repairs & Maintenance	97,750	43,486	85,000	(12,750)
24			A_B6550 Rentals & Leases	-	-	-	-
25			A_B6575 Interest Expense	-	-	-	-
26			A_B6600 Claims & Judgements	-	-	-	-
27			A_B6650 Other Expense	2,180	2,121	2,500	320
28			A_B6700 Subcontracts	-	-	-	-
29			A_B6900 Depreciation & Amortization	-	-	-	-
30			A_B7000 Capital Expense	-	-	-	-
31			A_B7200 Discontinued Operations	-	-	-	-
32			A_B7500 Other Non Operating Expenses	-	-	-	-
33			A_B7600 Internal Allocations & Sales	(78,750)	(16,267)	(52,675)	26,075
34			A_B7700 Funding Tranfers	1,250	-	(2,235)	(3,485)
35			Total_Expenses Expenses	519,953	386,020	530,926	10,973
36			Statement of Activities Net Result	518,703	386,020	530,926	12,223
37		FC_B20 Designated Op	A_B4000 Tuition & Educational Fees	-	-	-	-
38			A_B4100 Sales of Goods & Services	-	-	-	-
39			A_B4300 Grants & Contracts	-	-	-	-
40			A_43501 Federal Appropriations	-	-	-	-
41			A_B4400 Other Operating Revenue	-	-	-	-
42			A_B5000 Non Operating Revenues	-	-	-	-
43	A_B5100 Appropriations		-	-	-	-	
44	A_B5300 Gifts		-	-	-	-	
45	A_B5500 Investment Income		-	-	-	-	
46	A_B5600 Other Non Operating Revenues		-	-	-	-	
47			Total_Revenue Revenue	-	-	-	-
48			A_B6000 Salaries, Wages & Benefits	-	-	-	-
49			A_B6200 Services & Fees	-	-	-	-
50			A_B6300 Travel	-	-	-	-
51			A_B6400 Supplies	-	-	-	-
52			A_B6450 Utilities	-	-	-	-
53			A_B6500 Repairs & Maintenance	-	-	-	-
54			A_B6550 Rentals & Leases	-	-	-	-
55			A_B6575 Interest Expense	-	-	-	-
56			A_B6600 Claims & Judgements	-	-	-	-
57			A_B6650 Other Expense	-	-	-	-
58			A_B6700 Subcontracts	-	-	-	-
59			A_B6900 Depreciation & Amortization	-	-	-	-
60			A_B7000 Capital Expense	-	-	-	-
61			A_B7200 Discontinued Operations	-	-	-	-
62			A_B7500 Other Non Operating Expenses	-	-	-	-
63			A_B7600 Internal Allocations & Sales	-	-	-	-
64			A_B7700 Funding Tranfers	-	-	-	-
65			Total_Expenses Expenses	-	-	-	-
66			Statement of Activities Net Result	-	-	-	-


	A	B	C	D	E	F
1						
2	O_26108: Grounds Services					
3	Board of Trustees Report					
4	O_26108: Grounds Services					
5			FY18		FY19	
6	Fund Class - Source	Summary Level Natural Accounts	Budget	Actual through March	Budget	Variance FY18 Budget to FY19 Budget
67		A_B4000 Tuition & Educational Fees	-	-	-	-
68		A_B4100 Sales of Goods & Services	-	-	-	-
69		A_B4300 Grants & Contracts	-	-	-	-
70		A_43501 Federal Appropriations	-	-	-	-
71		A_B4400 Other Operating Revenue	-	-	-	-
72		A_B5000 Non Operating Revenues	-	-	-	-
73		A_B5100 Appropriations	-	-	-	-
74		A_B5300 Gifts	-	-	-	-
75		A_B5500 Investment Income	-	-	-	-
76		A_B5600 Other Non Operating Revenues	-	-	-	-
77		Total_Revenue Revenue	-	-	-	-
78		A_B6000 Salaries, Wages & Benefits	-	-	-	-
79		A_B6200 Services & Fees	-	-	-	-
80		A_B6300 Travel	-	-	-	-
81	FC_B30 Restr	A_B6400 Supplies	-	-	-	-
82	Expendable Op	A_B6450 Utilities	-	-	-	-
83		A_B6500 Repairs & Maintenance	-	-	-	-
84		A_B6550 Rentals & Leases	-	-	-	-
85		A_B6575 Interest Expense	-	-	-	-
86		A_B6600 Claims & Judgements	-	-	-	-
87		A_B6650 Other Expense	-	-	-	-
88		A_B6700 Subcontracts	-	-	-	-
89		A_B6900 Depreciation & Amortization	-	-	-	-
90		A_B7000 Capital Expense	-	-	-	-
91		A_B7200 Discontinued Operations	-	-	-	-
92		A_B7500 Other Non Operating Expenses	-	-	-	-
93		A_B7600 Internal Allocations & Sales	-	-	-	-
94		A_B7700 Funding Tranfers	-	-	-	-
95		Total_Expenses Expenses	-	-	-	-
96		Statement of Activities Net Result	-	-	-	-
97		A_B4000 Tuition & Educational Fees	-	-	-	-
98		A_B4100 Sales of Goods & Services	-	-	-	-
99		A_B4300 Grants & Contracts	-	-	-	-
100		A_43501 Federal Appropriations	-	-	-	-
101		A_B4400 Other Operating Revenue	-	-	-	-
102		A_B5000 Non Operating Revenues	-	-	-	-
103		A_B5100 Appropriations	-	-	-	-
104		A_B5300 Gifts	-	-	-	-
105		A_B5500 Investment Income	-	-	-	-
106		A_B5600 Other Non Operating Revenues	-	-	-	-
107		Total_Revenue Revenue	-	-	-	-
108		A_B6000 Salaries, Wages & Benefits	-	-	-	-
109		A_B6200 Services & Fees	-	-	-	-
110		A_B6300 Travel	-	-	-	-
111	FC_B35 Restr	A_B6400 Supplies	-	-	-	-
112	Expendable Non Op	A_B6450 Utilities	-	-	-	-
113		A_B6500 Repairs & Maintenance	-	-	-	-
114		A_B6550 Rentals & Leases	-	-	-	-
115		A_B6575 Interest Expense	-	-	-	-
116		A_B6600 Claims & Judgements	-	-	-	-
117		A_B6650 Other Expense	-	-	-	-
118		A_B6700 Subcontracts	-	-	-	-
119		A_B6900 Depreciation & Amortization	-	-	-	-
120		A_B7000 Capital Expense	-	-	-	-
121		A_B7200 Discontinued Operations	-	-	-	-
122		A_B7500 Other Non Operating Expenses	-	-	-	-
123		A_B7600 Internal Allocations & Sales	-	-	-	-
124		A_B7700 Funding Tranfers	-	-	-	-
125		Total_Expenses Expenses	-	-	-	-
126		Statement of Activities Net Result	-	-	-	-

	A	B	C	D	E	F
1						
2	O_26108: Grounds Services					
3	Board of Trustees Report					
4	O_26108: Grounds Services					
5			FY18		FY19	
6	Fund Class - Source	Summary Level Natural Accounts	Budget	Actual through March	Budget	Variance FY18 Budget to FY19 Budget
127		A_B4000 Tuition & Educational Fees	-	-	-	-
128		A_B4100 Sales of Goods & Services	-	-	-	-
129		A_B4300 Grants & Contracts	-	-	-	-
130		A_43501 Federal Appropriations	-	-	-	-
131		A_B4400 Other Operating Revenue	-	-	-	-
132		A_B5000 Non Operating Revenues	-	-	-	-
133		A_B5100 Appropriations	-	-	-	-
134		A_B5300 Gifts	-	-	-	-
135		A_B5500 Investment Income	-	-	-	-
136		A_B5600 Other Non Operating Revenues	-	-	-	-
137		Total_Revenue Revenue	-	-	-	-
138		A_B6000 Salaries, Wages & Benefits	-	-	-	-
139		A_B6200 Services & Fees	-	-	-	-
140		A_B6300 Travel	-	-	-	-
141	FC_B40 Restr	A_B6400 Supplies	-	-	-	-
142	Grants	A_B6450 Utilities	-	-	-	-
143		A_B6500 Repairs & Maintenance	-	-	-	-
144		A_B6550 Rentals & Leases	-	-	-	-
145		A_B6575 Interest Expense	-	-	-	-
146		A_B6600 Claims & Judgements	-	-	-	-
147		A_B6650 Other Expense	-	-	-	-
148		A_B6700 Subcontracts	-	-	-	-
149		A_B6900 Depreciation & Amortization	-	-	-	-
150		A_B7000 Capital Expense	-	-	-	-
151		A_B7200 Discontinued Operations	-	-	-	-
152		A_B7500 Other Non Operating Expenses	-	-	-	-
153		A_B7600 Internal Allocations & Sales	-	-	-	-
154		A_B7700 Funding Tranfers	-	-	-	-
155		Total_Expenses Expenses	-	-	-	-
156		Statement of Activities Net Result	-	-	-	-
157		A_B4000 Tuition & Educational Fees	-	-	-	-
158		A_B4100 Sales of Goods & Services	-	-	-	-
159		A_B4300 Grants & Contracts	-	-	-	-
160		A_43501 Federal Appropriations	-	-	-	-
161		A_B4400 Other Operating Revenue	-	-	-	-
162		A_B5000 Non Operating Revenues	-	-	-	-
163		A_B5100 Appropriations	-	-	-	-
164		A_B5300 Gifts	-	-	-	-
165		A_B5500 Investment Income	-	-	-	-
166		A_B5600 Other Non Operating Revenues	-	-	-	-
167		Total_Revenue Revenue	-	-	-	-
168		A_B6000 Salaries, Wages & Benefits	-	-	-	-
169		A_B6200 Services & Fees	-	-	-	-
170		A_B6300 Travel	-	-	-	-
171	FC_B45 Restr	A_B6400 Supplies	-	-	-	-
172	Govt Funds	A_B6450 Utilities	-	-	-	-
173		A_B6500 Repairs & Maintenance	-	-	-	-
174		A_B6550 Rentals & Leases	-	-	-	-
175		A_B6575 Interest Expense	-	-	-	-
176		A_B6600 Claims & Judgements	-	-	-	-
177		A_B6650 Other Expense	-	-	-	-
178		A_B6700 Subcontracts	-	-	-	-
179		A_B6900 Depreciation & Amortization	-	-	-	-
180		A_B7000 Capital Expense	-	-	-	-
181		A_B7200 Discontinued Operations	-	-	-	-
182		A_B7500 Other Non Operating Expenses	-	-	-	-
183		A_B7600 Internal Allocations & Sales	-	-	-	-
184		A_B7700 Funding Tranfers	-	-	-	-
185		Total_Expenses Expenses	-	-	-	-
186		Statement of Activities Net Result	-	-	-	-


	A	B	C	D	E	F	
1							
2	O_26109: Equipment Services						
3	Board of Trustees Report						
4	O_26109: Equipment Services						
5			FY18		FY19		
6	Fund Class - Source	Summary Level Natural Accounts	Budget	Actual through March	Budget	Variance FY18 Budget to FY19 Budget	
7	FC_105 Unrestricted Operating Class	A_B4000 Tuition & Educational Fees	-	-	-	-	
8		A_B4100 Sales of Goods & Services	-	-	-	-	
9		A_B4300 Grants & Contracts	-	-	-	-	
10		A_43501 Federal Appropriations	-	-	-	-	
11		A_B4400 Other Operating Revenue	-	(3,559)	-	-	
12		A_B5000 Non Operating Revenues	-	-	-	-	
13		A_B5100 Appropriations	(55,000)	-	-	55,000	
14		A_B5300 Gifts	-	-	-	-	
15		A_B5500 Investment Income	-	-	-	-	
16		A_B5600 Other Non Operating Revenues	-	-	-	-	
17			Total_Revenue Revenue	(55,000)	(3,559)	-	55,000
18			A_B6000 Salaries, Wages & Benefits	740,925	482,308	673,570	(67,355)
19			A_B6200 Services & Fees	17,364	96	3,000	(14,364)
20			A_B6300 Travel	700	488	700	-
21			A_B6400 Supplies	60,842	8,725	10,920	(49,922)
22			A_B6450 Utilities	-	-	-	-
23			A_B6500 Repairs & Maintenance	105,586	46,047	86,000	(19,586)
24			A_B6550 Rentals & Leases	-	5,380	6,000	6,000
25			A_B6575 Interest Expense	-	-	-	-
26			A_B6600 Claims & Judgements	-	-	-	-
27			A_B6650 Other Expense	2,460	710	1,250	(1,210)
28			A_B6700 Subcontracts	-	-	-	-
29			A_B6900 Depreciation & Amortization	-	-	-	-
30			A_B7000 Capital Expense	-	-	-	-
31			A_B7200 Discontinued Operations	-	-	-	-
32			A_B7500 Other Non Operating Expenses	-	-	-	-
33			A_B7600 Internal Allocations & Sales	(263,500)	(53,593)	(187,740)	75,760
34			A_B7700 Funding Tranfers	5,272	-	(129,612)	(134,885)
35			Total_Expenses Expenses	669,650	490,160	464,088	(205,562)
36			Statement of Activities Net Result	614,650	486,602	464,088	(150,562)
37		FC_B20 Designated Op	A_B4000 Tuition & Educational Fees	-	-	-	-
38			A_B4100 Sales of Goods & Services	-	-	-	-
39			A_B4300 Grants & Contracts	-	-	-	-
40			A_43501 Federal Appropriations	-	-	-	-
41			A_B4400 Other Operating Revenue	-	-	-	-
42			A_B5000 Non Operating Revenues	-	-	-	-
43	A_B5100 Appropriations		-	-	-	-	
44	A_B5300 Gifts		-	-	-	-	
45	A_B5500 Investment Income		-	-	-	-	
46	A_B5600 Other Non Operating Revenues		-	-	-	-	
47			Total_Revenue Revenue	-	-	-	-
48			A_B6000 Salaries, Wages & Benefits	-	-	-	-
49			A_B6200 Services & Fees	-	-	-	-
50			A_B6300 Travel	-	-	-	-
51			A_B6400 Supplies	-	-	-	-
52			A_B6450 Utilities	-	-	-	-
53			A_B6500 Repairs & Maintenance	-	-	-	-
54			A_B6550 Rentals & Leases	-	-	-	-
55			A_B6575 Interest Expense	-	-	-	-
56			A_B6600 Claims & Judgements	-	-	-	-
57			A_B6650 Other Expense	-	-	-	-
58			A_B6700 Subcontracts	-	-	-	-
59			A_B6900 Depreciation & Amortization	-	-	-	-
60			A_B7000 Capital Expense	-	-	-	-
61			A_B7200 Discontinued Operations	-	-	-	-
62			A_B7500 Other Non Operating Expenses	-	-	-	-
63			A_B7600 Internal Allocations & Sales	-	-	-	-
64			A_B7700 Funding Tranfers	-	-	-	-
65			Total_Expenses Expenses	-	-	-	-
66			Statement of Activities Net Result	-	-	-	-


	A	B	C	D	E	F
1						
2	O_26109: Equipment Services					
3	Board of Trustees Report					
4	O_26109: Equipment Services					
5			FY18		FY19	
6	Fund Class - Source	Summary Level Natural Accounts	Budget	Actual through March	Budget	Variance FY18 Budget to FY19 Budget
67		A_B4000 Tuition & Educational Fees	-	-	-	-
68		A_B4100 Sales of Goods & Services	-	-	-	-
69		A_B4300 Grants & Contracts	-	-	-	-
70		A_43501 Federal Appropriations	-	-	-	-
71		A_B4400 Other Operating Revenue	-	-	-	-
72		A_B5000 Non Operating Revenues	-	-	-	-
73		A_B5100 Appropriations	-	-	-	-
74		A_B5300 Gifts	-	-	-	-
75		A_B5500 Investment Income	-	-	-	-
76		A_B5600 Other Non Operating Revenues	-	-	-	-
77		Total_Revenue Revenue	-	-	-	-
78		A_B6000 Salaries, Wages & Benefits	-	-	-	-
79		A_B6200 Services & Fees	-	-	-	-
80		A_B6300 Travel	-	-	-	-
81	FC_B30 Restr	A_B6400 Supplies	-	-	-	-
82	Expendable Op	A_B6450 Utilities	-	-	-	-
83		A_B6500 Repairs & Maintenance	-	-	-	-
84		A_B6550 Rentals & Leases	-	-	-	-
85		A_B6575 Interest Expense	-	-	-	-
86		A_B6600 Claims & Judgements	-	-	-	-
87		A_B6650 Other Expense	-	-	-	-
88		A_B6700 Subcontracts	-	-	-	-
89		A_B6900 Depreciation & Amortization	-	-	-	-
90		A_B7000 Capital Expense	-	-	-	-
91		A_B7200 Discontinued Operations	-	-	-	-
92		A_B7500 Other Non Operating Expenses	-	-	-	-
93		A_B7600 Internal Allocations & Sales	-	-	-	-
94		A_B7700 Funding Tranfers	-	-	-	-
95		Total_Expenses Expenses	-	-	-	-
96		Statement of Activities Net Result	-	-	-	-
97		A_B4000 Tuition & Educational Fees	-	-	-	-
98		A_B4100 Sales of Goods & Services	-	-	-	-
99		A_B4300 Grants & Contracts	-	-	-	-
100		A_43501 Federal Appropriations	-	-	-	-
101		A_B4400 Other Operating Revenue	-	-	-	-
102		A_B5000 Non Operating Revenues	-	-	-	-
103		A_B5100 Appropriations	-	-	-	-
104		A_B5300 Gifts	-	-	-	-
105		A_B5500 Investment Income	-	-	-	-
106		A_B5600 Other Non Operating Revenues	-	-	-	-
107		Total_Revenue Revenue	-	-	-	-
108		A_B6000 Salaries, Wages & Benefits	-	-	-	-
109		A_B6200 Services & Fees	-	-	-	-
110		A_B6300 Travel	-	-	-	-
111	FC_B35 Restr	A_B6400 Supplies	-	-	-	-
112	Expendable Non Op	A_B6450 Utilities	-	-	-	-
113		A_B6500 Repairs & Maintenance	-	-	-	-
114		A_B6550 Rentals & Leases	-	-	-	-
115		A_B6575 Interest Expense	-	-	-	-
116		A_B6600 Claims & Judgements	-	-	-	-
117		A_B6650 Other Expense	-	-	-	-
118		A_B6700 Subcontracts	-	-	-	-
119		A_B6900 Depreciation & Amortization	-	-	-	-
120		A_B7000 Capital Expense	-	-	-	-
121		A_B7200 Discontinued Operations	-	-	-	-
122		A_B7500 Other Non Operating Expenses	-	-	-	-
123		A_B7600 Internal Allocations & Sales	-	-	-	-
124		A_B7700 Funding Tranfers	-	-	-	-
125		Total_Expenses Expenses	-	-	-	-
126		Statement of Activities Net Result	-	-	-	-

	A	B	C	D	E	F
1						
2	O_26109: Equipment Services					
3	Board of Trustees Report					
4	O_26109: Equipment Services					
5			FY18		FY19	
6	Fund Class - Source	Summary Level Natural Accounts	Budget	Actual through March	Budget	Variance FY18 Budget to FY19 Budget
127		A_B4000 Tuition & Educational Fees	-	-	-	-
128		A_B4100 Sales of Goods & Services	-	-	-	-
129		A_B4300 Grants & Contracts	-	-	-	-
130		A_43501 Federal Appropriations	-	-	-	-
131		A_B4400 Other Operating Revenue	-	-	-	-
132		A_B5000 Non Operating Revenues	-	-	-	-
133		A_B5100 Appropriations	-	-	-	-
134		A_B5300 Gifts	-	-	-	-
135		A_B5500 Investment Income	-	-	-	-
136		A_B5600 Other Non Operating Revenues	-	-	-	-
137		Total_Revenue Revenue	-	-	-	-
138		A_B6000 Salaries, Wages & Benefits	-	-	-	-
139		A_B6200 Services & Fees	-	-	-	-
140		A_B6300 Travel	-	-	-	-
141	FC_B40 Restr	A_B6400 Supplies	-	-	-	-
142	Grants	A_B6450 Utilities	-	-	-	-
143		A_B6500 Repairs & Maintenance	-	-	-	-
144		A_B6550 Rentals & Leases	-	-	-	-
145		A_B6575 Interest Expense	-	-	-	-
146		A_B6600 Claims & Judgements	-	-	-	-
147		A_B6650 Other Expense	-	-	-	-
148		A_B6700 Subcontracts	-	-	-	-
149		A_B6900 Depreciation & Amortization	-	-	-	-
150		A_B7000 Capital Expense	-	-	-	-
151		A_B7200 Discontinued Operations	-	-	-	-
152		A_B7500 Other Non Operating Expenses	-	-	-	-
153		A_B7600 Internal Allocations & Sales	-	-	-	-
154		A_B7700 Funding Tranfers	-	-	-	-
155		Total_Expenses Expenses	-	-	-	-
156		Statement of Activities Net Result	-	-	-	-
157		A_B4000 Tuition & Educational Fees	-	-	-	-
158		A_B4100 Sales of Goods & Services	-	-	-	-
159		A_B4300 Grants & Contracts	-	-	-	-
160		A_43501 Federal Appropriations	-	-	-	-
161		A_B4400 Other Operating Revenue	-	-	-	-
162		A_B5000 Non Operating Revenues	-	-	-	-
163		A_B5100 Appropriations	-	-	-	-
164		A_B5300 Gifts	-	-	-	-
165		A_B5500 Investment Income	-	-	-	-
166		A_B5600 Other Non Operating Revenues	-	-	-	-
167		Total_Revenue Revenue	-	-	-	-
168		A_B6000 Salaries, Wages & Benefits	-	-	-	-
169		A_B6200 Services & Fees	-	-	-	-
170		A_B6300 Travel	-	-	-	-
171	FC_B45 Restr	A_B6400 Supplies	-	-	-	-
172	Govt Funds	A_B6450 Utilities	-	-	-	-
173		A_B6500 Repairs & Maintenance	-	-	-	-
174		A_B6550 Rentals & Leases	-	-	-	-
175		A_B6575 Interest Expense	-	-	-	-
176		A_B6600 Claims & Judgements	-	-	-	-
177		A_B6650 Other Expense	-	-	-	-
178		A_B6700 Subcontracts	-	-	-	-
179		A_B6900 Depreciation & Amortization	-	-	-	-
180		A_B7000 Capital Expense	-	-	-	-
181		A_B7200 Discontinued Operations	-	-	-	-
182		A_B7500 Other Non Operating Expenses	-	-	-	-
183		A_B7600 Internal Allocations & Sales	-	-	-	-
184		A_B7700 Funding Tranfers	-	-	-	-
185		Total_Expenses Expenses	-	-	-	-
186		Statement of Activities Net Result	-	-	-	-


	A	B	C	D	E	F	
1							
2	O_26201: Utilities Management						
3	Board of Trustees Report						
4	O_26201: Utilities Management						
5			FY18		FY19		
6	Fund Class - Source	Summary Level Natural Accounts	Budget	Actual through March	Budget	Variance FY18 Budget to FY19 Budget	
7	FC_105 Unrestricted Operating Class	A_B4000 Tuition & Educational Fees	-	-	-	-	
8		A_B4100 Sales of Goods & Services	(120,000)	(82,872)	(100,000)	20,000	
9		A_B4300 Grants & Contracts	-	-	-	-	
10		A_43501 Federal Appropriations	-	-	-	-	
11		A_B4400 Other Operating Revenue	(50,000)	(35,094)	(20,000)	30,000	
12		A_B5000 Non Operating Revenues	-	-	-	-	
13		A_B5100 Appropriations	-	-	-	-	
14		A_B5300 Gifts	-	-	-	-	
15		A_B5500 Investment Income	-	-	-	-	
16		A_B5600 Other Non Operating Revenues	-	-	-	-	
17			Total_Revenue Revenue	(170,000)	(117,966)	(120,000)	50,000
18			A_B6000 Salaries, Wages & Benefits	216,875	163,172	97,312	(119,563)
19			A_B6200 Services & Fees	7,625	40,598	42,000	34,375
20			A_B6300 Travel	2,500	1,123	2,500	-
21			A_B6400 Supplies	6,700	5,730	6,700	-
22			A_B6450 Utilities	10,411,055	7,021,808	10,713,206	302,151
23			A_B6500 Repairs & Maintenance	30,583	123,673	101,583	71,000
24			A_B6550 Rentals & Leases	-	368	1,500	1,500
25			A_B6575 Interest Expense	-	-	-	-
26			A_B6600 Claims & Judgements	-	-	-	-
27			A_B6650 Other Expense	1,892	2,318	3,500	1,608
28			A_B6700 Subcontracts	-	-	-	-
29			A_B6900 Depreciation & Amortization	-	-	-	-
30			A_B7000 Capital Expense	-	164,399	-	-
31			A_B7200 Discontinued Operations	-	-	-	-
32			A_B7500 Other Non Operating Expenses	-	-	-	-
33			A_B7600 Internal Allocations & Sales	(1,615,384)	(1,073,725)	(1,896,880)	(281,496)
34			A_B7700 Funding Tranfers	1,357,874	-	418,081	(939,793)
35			Total_Expenses Expenses	10,419,720	6,449,464	9,489,502	(930,218)
36			Statement of Activities Net Result	10,249,720	6,331,498	9,369,502	(880,218)
37		FC_B20 Designated Op	A_B4000 Tuition & Educational Fees	-	-	-	-
38			A_B4100 Sales of Goods & Services	-	-	-	-
39			A_B4300 Grants & Contracts	-	-	-	-
40			A_43501 Federal Appropriations	-	-	-	-
41			A_B4400 Other Operating Revenue	-	-	-	-
42			A_B5000 Non Operating Revenues	-	-	-	-
43	A_B5100 Appropriations		-	-	-	-	
44	A_B5300 Gifts		-	-	-	-	
45	A_B5500 Investment Income		-	-	-	-	
46	A_B5600 Other Non Operating Revenues		-	-	-	-	
47			Total_Revenue Revenue	-	-	-	-
48			A_B6000 Salaries, Wages & Benefits	-	-	-	-
49			A_B6200 Services & Fees	-	-	-	-
50			A_B6300 Travel	-	-	-	-
51			A_B6400 Supplies	-	-	-	-
52			A_B6450 Utilities	-	-	-	-
53			A_B6500 Repairs & Maintenance	-	-	-	-
54			A_B6550 Rentals & Leases	-	-	-	-
55			A_B6575 Interest Expense	-	-	-	-
56			A_B6600 Claims & Judgements	-	-	-	-
57			A_B6650 Other Expense	-	-	-	-
58			A_B6700 Subcontracts	-	-	-	-
59			A_B6900 Depreciation & Amortization	-	-	-	-
60			A_B7000 Capital Expense	-	-	-	-
61			A_B7200 Discontinued Operations	-	-	-	-
62			A_B7500 Other Non Operating Expenses	-	-	-	-
63			A_B7600 Internal Allocations & Sales	-	-	-	-
64			A_B7700 Funding Tranfers	-	-	-	-
65			Total_Expenses Expenses	-	-	-	-
66			Statement of Activities Net Result	-	-	-	-


	A	B	C	D	E	F
1						
2	O_26201: Utilities Management					
3	Board of Trustees Report					
4	O_26201: Utilities Management					
5				FY18	FY19	
6	Fund Class - Source	Summary Level Natural Accounts	Budget	Actual through March	Budget	Variance FY18 Budget to FY19 Budget
67		A_B4000 Tuition & Educational Fees	-	-	-	-
68		A_B4100 Sales of Goods & Services	-	-	-	-
69		A_B4300 Grants & Contracts	-	-	-	-
70		A_43501 Federal Appropriations	-	-	-	-
71		A_B4400 Other Operating Revenue	-	-	-	-
72		A_B5000 Non Operating Revenues	-	-	-	-
73		A_B5100 Appropriations	-	-	-	-
74		A_B5300 Gifts	-	-	-	-
75		A_B5500 Investment Income	-	-	-	-
76		A_B5600 Other Non Operating Revenues	-	-	-	-
77		Total_Revenue Revenue	-	-	-	-
78		A_B6000 Salaries, Wages & Benefits	-	-	-	-
79		A_B6200 Services & Fees	-	-	-	-
80		A_B6300 Travel	-	-	-	-
81	FC_B30 Restr	A_B6400 Supplies	-	-	-	-
82	Expendable Op	A_B6450 Utilities	-	-	-	-
83		A_B6500 Repairs & Maintenance	-	-	-	-
84		A_B6550 Rentals & Leases	-	-	-	-
85		A_B6575 Interest Expense	-	-	-	-
86		A_B6600 Claims & Judgements	-	-	-	-
87		A_B6650 Other Expense	-	-	-	-
88		A_B6700 Subcontracts	-	-	-	-
89		A_B6900 Depreciation & Amortization	-	-	-	-
90		A_B7000 Capital Expense	-	-	-	-
91		A_B7200 Discontinued Operations	-	-	-	-
92		A_B7500 Other Non Operating Expenses	-	-	-	-
93		A_B7600 Internal Allocations & Sales	-	-	-	-
94		A_B7700 Funding Tranfers	-	-	-	-
95		Total_Expenses Expenses	-	-	-	-
96		Statement of Activities Net Result	-	-	-	-
97		A_B4000 Tuition & Educational Fees	-	-	-	-
98		A_B4100 Sales of Goods & Services	-	-	-	-
99		A_B4300 Grants & Contracts	-	-	-	-
100		A_43501 Federal Appropriations	-	-	-	-
101		A_B4400 Other Operating Revenue	-	-	-	-
102		A_B5000 Non Operating Revenues	-	-	-	-
103		A_B5100 Appropriations	-	-	-	-
104		A_B5300 Gifts	-	-	-	-
105		A_B5500 Investment Income	-	-	-	-
106		A_B5600 Other Non Operating Revenues	-	-	-	-
107		Total_Revenue Revenue	-	-	-	-
108		A_B6000 Salaries, Wages & Benefits	-	-	-	-
109		A_B6200 Services & Fees	-	-	-	-
110		A_B6300 Travel	-	-	-	-
111	FC_B35 Restr	A_B6400 Supplies	-	-	-	-
112	Expendable Non Op	A_B6450 Utilities	-	-	-	-
113		A_B6500 Repairs & Maintenance	-	-	-	-
114		A_B6550 Rentals & Leases	-	-	-	-
115		A_B6575 Interest Expense	-	-	-	-
116		A_B6600 Claims & Judgements	-	-	-	-
117		A_B6650 Other Expense	-	-	-	-
118		A_B6700 Subcontracts	-	-	-	-
119		A_B6900 Depreciation & Amortization	-	-	-	-
120		A_B7000 Capital Expense	-	-	-	-
121		A_B7200 Discontinued Operations	-	-	-	-
122		A_B7500 Other Non Operating Expenses	-	-	-	-
123		A_B7600 Internal Allocations & Sales	-	-	-	-
124		A_B7700 Funding Tranfers	-	-	-	-
125		Total_Expenses Expenses	-	-	-	-
126		Statement of Activities Net Result	-	-	-	-


	A	B	C	D	E	F
1						
2	O_26201: Utilities Management					
3	Board of Trustees Report					
4	O_26201: Utilities Management					
5			FY18		FY19	
6	Fund Class - Source	Summary Level Natural Accounts	Budget	Actual through March	Budget	Variance FY18 Budget to FY19 Budget
127		A_B4000 Tuition & Educational Fees	-	-	-	-
128		A_B4100 Sales of Goods & Services	-	-	-	-
129		A_B4300 Grants & Contracts	-	-	-	-
130		A_43501 Federal Appropriations	-	-	-	-
131		A_B4400 Other Operating Revenue	-	-	-	-
132		A_B5000 Non Operating Revenues	-	-	-	-
133		A_B5100 Appropriations	-	-	-	-
134		A_B5300 Gifts	-	-	-	-
135		A_B5500 Investment Income	-	-	-	-
136		A_B5600 Other Non Operating Revenues	-	-	-	-
137		Total_Revenue Revenue	-	-	-	-
138		A_B6000 Salaries, Wages & Benefits	-	-	-	-
139		A_B6200 Services & Fees	-	-	-	-
140		A_B6300 Travel	-	-	-	-
141	FC_B40 Restr	A_B6400 Supplies	-	-	-	-
142	Grants	A_B6450 Utilities	-	-	-	-
143		A_B6500 Repairs & Maintenance	-	-	-	-
144		A_B6550 Rentals & Leases	-	-	-	-
145		A_B6575 Interest Expense	-	-	-	-
146		A_B6600 Claims & Judgements	-	-	-	-
147		A_B6650 Other Expense	-	-	-	-
148		A_B6700 Subcontracts	-	-	-	-
149		A_B6900 Depreciation & Amortization	-	-	-	-
150		A_B7000 Capital Expense	-	-	-	-
151		A_B7200 Discontinued Operations	-	-	-	-
152		A_B7500 Other Non Operating Expenses	-	-	-	-
153		A_B7600 Internal Allocations & Sales	-	-	-	-
154		A_B7700 Funding Tranfers	-	-	-	-
155		Total_Expenses Expenses	-	-	-	-
156		Statement of Activities Net Result	-	-	-	-
157		A_B4000 Tuition & Educational Fees	-	-	-	-
158		A_B4100 Sales of Goods & Services	-	-	-	-
159		A_B4300 Grants & Contracts	-	-	-	-
160		A_43501 Federal Appropriations	-	-	-	-
161		A_B4400 Other Operating Revenue	-	-	-	-
162		A_B5000 Non Operating Revenues	-	-	-	-
163		A_B5100 Appropriations	-	-	-	-
164		A_B5300 Gifts	-	-	-	-
165		A_B5500 Investment Income	-	-	-	-
166		A_B5600 Other Non Operating Revenues	-	-	-	-
167		Total_Revenue Revenue	-	-	-	-
168		A_B6000 Salaries, Wages & Benefits	-	-	-	-
169		A_B6200 Services & Fees	-	-	-	-
170		A_B6300 Travel	-	-	-	-
171	FC_B45 Restr	A_B6400 Supplies	-	-	-	-
172	Govt Funds	A_B6450 Utilities	-	-	-	-
173		A_B6500 Repairs & Maintenance	-	-	-	-
174		A_B6550 Rentals & Leases	-	-	-	-
175		A_B6575 Interest Expense	-	-	-	-
176		A_B6600 Claims & Judgements	-	-	-	-
177		A_B6650 Other Expense	-	-	-	-
178		A_B6700 Subcontracts	-	-	-	-
179		A_B6900 Depreciation & Amortization	-	-	-	-
180		A_B7000 Capital Expense	-	-	-	-
181		A_B7200 Discontinued Operations	-	-	-	-
182		A_B7500 Other Non Operating Expenses	-	-	-	-
183		A_B7600 Internal Allocations & Sales	-	-	-	-
184		A_B7700 Funding Tranfers	-	-	-	-
185		Total_Expenses Expenses	-	-	-	-
186		Statement of Activities Net Result	-	-	-	-

	A	B	C	D	E	F	
1							
2	O_26202: Central Energy Plant						
3	Board of Trustees Report						
4	O_26202: Central Energy Plant						
5			FY18		FY19		
6	Fund Class - Source	Summary Level Natural Accounts	Budget	Actual through March	Budget	Variance FY18 Budget to FY19 Budget	
7	FC_105 Unrestricted Operating Class	A_B4000 Tuition & Educational Fees	-	-	-	-	
8		A_B4100 Sales of Goods & Services	-	-	-	-	
9		A_B4300 Grants & Contracts	-	-	-	-	
10		A_43501 Federal Appropriations	-	-	-	-	
11		A_B4400 Other Operating Revenue	-	-	-	-	
12		A_B5000 Non Operating Revenues	-	-	-	-	
13		A_B5100 Appropriations	(5,000)	-	-	5,000	
14		A_B5300 Gifts	-	-	-	-	
15		A_B5500 Investment Income	-	-	-	-	
16		A_B5600 Other Non Operating Revenues	-	-	-	-	
17			Total Revenue Revenue	(5,000)	-	-	5,000
18			A_B6000 Salaries, Wages & Benefits	1,035,026	718,935	1,007,539	(27,488)
19			A_B6200 Services & Fees	27,375	3,959	16,000	(11,375)
20			A_B6300 Travel	-	-	-	-
21			A_B6400 Supplies	22,145	5,927	22,425	280
22			A_B6450 Utilities	-	35	-	-
23			A_B6500 Repairs & Maintenance	205,000	112,211	165,000	(40,000)
24			A_B6550 Rentals & Leases	-	-	-	-
25			A_B6575 Interest Expense	-	-	-	-
26			A_B6600 Claims & Judgements	-	-	-	-
27			A_B6650 Other Expense	-	19,154	25,100	25,100
28			A_B6700 Subcontracts	-	-	-	-
29			A_B6900 Depreciation & Amortization	-	-	-	-
30			A_B7000 Capital Expense	-	-	-	-
31			A_B7200 Discontinued Operations	-	-	-	-
32			A_B7500 Other Non Operating Expenses	5,000	-	-	(5,000)
33			A_B7600 Internal Allocations & Sales	-	31,980	13,400	13,400
34			A_B7700 Funding Trfers	5,000	-	-	(5,000)
35			Total Expenses Expenses	1,299,546	892,200	1,249,464	(50,083)
36			Statement of Activities Net Result	1,294,546	892,200	1,249,464	(45,083)
37		FC_B20 Designated Op	A_B4000 Tuition & Educational Fees	-	-	-	-
38			A_B4100 Sales of Goods & Services	-	-	-	-
39			A_B4300 Grants & Contracts	-	-	-	-
40			A_43501 Federal Appropriations	-	-	-	-
41			A_B4400 Other Operating Revenue	-	-	-	-
42			A_B5000 Non Operating Revenues	-	-	-	-
43	A_B5100 Appropriations		-	-	-	-	
44	A_B5300 Gifts		-	-	-	-	
45	A_B5500 Investment Income		-	-	-	-	
46	A_B5600 Other Non Operating Revenues		-	-	-	-	
47			Total Revenue Revenue	-	-	-	-
48			A_B6000 Salaries, Wages & Benefits	-	-	-	-
49			A_B6200 Services & Fees	-	-	-	-
50			A_B6300 Travel	-	-	-	-
51			A_B6400 Supplies	-	-	-	-
52			A_B6450 Utilities	-	-	-	-
53			A_B6500 Repairs & Maintenance	-	-	-	-
54			A_B6550 Rentals & Leases	-	-	-	-
55			A_B6575 Interest Expense	-	-	-	-
56			A_B6600 Claims & Judgements	-	-	-	-
57			A_B6650 Other Expense	-	-	-	-
58			A_B6700 Subcontracts	-	-	-	-
59			A_B6900 Depreciation & Amortization	-	-	-	-
60			A_B7000 Capital Expense	-	-	-	-
61			A_B7200 Discontinued Operations	-	-	-	-
62			A_B7500 Other Non Operating Expenses	-	-	-	-
63			A_B7600 Internal Allocations & Sales	-	-	-	-
64			A_B7700 Funding Trfers	-	-	-	-
65			Total Expenses Expenses	-	-	-	-
66			Statement of Activities Net Result	-	-	-	-

	A	B	C	D	E	F
1						
2	O_26202: Central Energy Plant					
3	Board of Trustees Report					
4	O_26202: Central Energy Plant					
5			FY18		FY19	
6	Fund Class - Source	Summary Level Natural Accounts	Budget	Actual through March	Budget	Variance FY18 Budget to FY19 Budget
67		A_B4000 Tuition & Educational Fees	-	-	-	-
68		A_B4100 Sales of Goods & Services	-	-	-	-
69		A_B4300 Grants & Contracts	-	-	-	-
70		A_43501 Federal Appropriations	-	-	-	-
71		A_B4400 Other Operating Revenue	-	-	-	-
72		A_B5000 Non Operating Revenues	-	-	-	-
73		A_B5100 Appropriations	-	-	-	-
74		A_B5300 Gifts	-	-	-	-
75		A_B5500 Investment Income	-	-	-	-
76		A_B5600 Other Non Operating Revenues	-	-	-	-
77		Total_Revenue Revenue	-	-	-	-
78		A_B6000 Salaries, Wages & Benefits	-	-	-	-
79		A_B6200 Services & Fees	-	-	-	-
80		A_B6300 Travel	-	-	-	-
81	FC_B30 Restr	A_B6400 Supplies	-	-	-	-
82	Expendable Op	A_B6450 Utilities	-	-	-	-
83		A_B6500 Repairs & Maintenance	-	-	-	-
84		A_B6550 Rentals & Leases	-	-	-	-
85		A_B6575 Interest Expense	-	-	-	-
86		A_B6600 Claims & Judgements	-	-	-	-
87		A_B6650 Other Expense	-	-	-	-
88		A_B6700 Subcontracts	-	-	-	-
89		A_B6900 Depreciation & Amortization	-	-	-	-
90		A_B7000 Capital Expense	-	-	-	-
91		A_B7200 Discontinued Operations	-	-	-	-
92		A_B7500 Other Non Operating Expenses	-	-	-	-
93		A_B7600 Internal Allocations & Sales	-	-	-	-
94		A_B7700 Funding Tranfers	-	-	-	-
95		Total_Expenses Expenses	-	-	-	-
96		Statement of Activities Net Result	-	-	-	-
97		A_B4000 Tuition & Educational Fees	-	-	-	-
98		A_B4100 Sales of Goods & Services	-	-	-	-
99		A_B4300 Grants & Contracts	-	-	-	-
100		A_43501 Federal Appropriations	-	-	-	-
101		A_B4400 Other Operating Revenue	-	-	-	-
102		A_B5000 Non Operating Revenues	-	-	-	-
103		A_B5100 Appropriations	-	-	-	-
104		A_B5300 Gifts	-	-	-	-
105		A_B5500 Investment Income	-	-	-	-
106		A_B5600 Other Non Operating Revenues	-	-	-	-
107		Total_Revenue Revenue	-	-	-	-
108		A_B6000 Salaries, Wages & Benefits	-	-	-	-
109		A_B6200 Services & Fees	-	-	-	-
110		A_B6300 Travel	-	-	-	-
111	FC_B35 Restr	A_B6400 Supplies	-	-	-	-
112	Expendable Non Op	A_B6450 Utilities	-	-	-	-
113		A_B6500 Repairs & Maintenance	-	-	-	-
114		A_B6550 Rentals & Leases	-	-	-	-
115		A_B6575 Interest Expense	-	-	-	-
116		A_B6600 Claims & Judgements	-	-	-	-
117		A_B6650 Other Expense	-	-	-	-
118		A_B6700 Subcontracts	-	-	-	-
119		A_B6900 Depreciation & Amortization	-	-	-	-
120		A_B7000 Capital Expense	-	-	-	-
121		A_B7200 Discontinued Operations	-	-	-	-
122		A_B7500 Other Non Operating Expenses	-	-	-	-
123		A_B7600 Internal Allocations & Sales	-	-	-	-
124		A_B7700 Funding Tranfers	-	-	-	-
125		Total_Expenses Expenses	-	-	-	-
126		Statement of Activities Net Result	-	-	-	-


	A	B	C	D	E	F
1						
2	O_26202: Central Energy Plant					
3	Board of Trustees Report					
4	O_26202: Central Energy Plant					
5				FY18	FY19	
6	Fund Class - Source	Summary Level Natural Accounts	Budget	Actual through March	Budget	Variance FY18 Budget to FY19 Budget
127		A_B4000 Tuition & Educational Fees	-	-	-	-
128		A_B4100 Sales of Goods & Services	-	-	-	-
129		A_B4300 Grants & Contracts	-	-	-	-
130		A_43501 Federal Appropriations	-	-	-	-
131		A_B4400 Other Operating Revenue	-	-	-	-
132		A_B5000 Non Operating Revenues	-	-	-	-
133		A_B5100 Appropriations	-	-	-	-
134		A_B5300 Gifts	-	-	-	-
135		A_B5500 Investment Income	-	-	-	-
136		A_B5600 Other Non Operating Revenues	-	-	-	-
137		Total_Revenue Revenue	-	-	-	-
138		A_B6000 Salaries, Wages & Benefits	-	-	-	-
139		A_B6200 Services & Fees	-	-	-	-
140		A_B6300 Travel	-	-	-	-
141	FC_B40 Restr	A_B6400 Supplies	-	-	-	-
142	Grants	A_B6450 Utilities	-	-	-	-
143		A_B6500 Repairs & Maintenance	-	-	-	-
144		A_B6550 Rentals & Leases	-	-	-	-
145		A_B6575 Interest Expense	-	-	-	-
146		A_B6600 Claims & Judgements	-	-	-	-
147		A_B6650 Other Expense	-	-	-	-
148		A_B6700 Subcontracts	-	-	-	-
149		A_B6900 Depreciation & Amortization	-	-	-	-
150		A_B7000 Capital Expense	-	-	-	-
151		A_B7200 Discontinued Operations	-	-	-	-
152		A_B7500 Other Non Operating Expenses	-	-	-	-
153		A_B7600 Internal Allocations & Sales	-	-	-	-
154		A_B7700 Funding Tranfers	-	-	-	-
155		Total_Expenses Expenses	-	-	-	-
156		Statement of Activities Net Result	-	-	-	-
157		A_B4000 Tuition & Educational Fees	-	-	-	-
158		A_B4100 Sales of Goods & Services	-	-	-	-
159		A_B4300 Grants & Contracts	-	-	-	-
160		A_43501 Federal Appropriations	-	-	-	-
161		A_B4400 Other Operating Revenue	-	-	-	-
162		A_B5000 Non Operating Revenues	-	-	-	-
163		A_B5100 Appropriations	-	-	-	-
164		A_B5300 Gifts	-	-	-	-
165		A_B5500 Investment Income	-	-	-	-
166		A_B5600 Other Non Operating Revenues	-	-	-	-
167		Total_Revenue Revenue	-	-	-	-
168		A_B6000 Salaries, Wages & Benefits	-	-	-	-
169		A_B6200 Services & Fees	-	-	-	-
170		A_B6300 Travel	-	-	-	-
171	FC_B45 Restr	A_B6400 Supplies	-	-	-	-
172	Govt Funds	A_B6450 Utilities	-	-	-	-
173		A_B6500 Repairs & Maintenance	-	-	-	-
174		A_B6550 Rentals & Leases	-	-	-	-
175		A_B6575 Interest Expense	-	-	-	-
176		A_B6600 Claims & Judgements	-	-	-	-
177		A_B6650 Other Expense	-	-	-	-
178		A_B6700 Subcontracts	-	-	-	-
179		A_B6900 Depreciation & Amortization	-	-	-	-
180		A_B7000 Capital Expense	-	-	-	-
181		A_B7200 Discontinued Operations	-	-	-	-
182		A_B7500 Other Non Operating Expenses	-	-	-	-
183		A_B7600 Internal Allocations & Sales	-	-	-	-
184		A_B7700 Funding Tranfers	-	-	-	-
185		Total_Expenses Expenses	-	-	-	-
186		Statement of Activities Net Result	-	-	-	-


	A	B	C	D	E	F	
1							
2	O_26203: Building Automation						
3	Board of Trustees Report						
4	O_26203: Building Automation						
5			FY18		FY19		
6	Fund Class - Source	Summary Level Natural Accounts	Budget	Actual through March	Budget	Variance FY18 Budget to FY19 Budget	
7	FC_105 Unrestricted Operating Class	A_B4000 Tuition & Educational Fees	-	-	-	-	
8		A_B4100 Sales of Goods & Services	-	-	-	-	
9		A_B4300 Grants & Contracts	-	-	-	-	
10		A_43501 Federal Appropriations	-	-	-	-	
11		A_B4400 Other Operating Revenue	-	-	-	-	
12		A_B5000 Non Operating Revenues	-	-	-	-	
13		A_B5100 Appropriations	(175,000)	-	-	175,000	
14		A_B5300 Gifts	-	-	-	-	
15		A_B5500 Investment Income	-	-	-	-	
16		A_B5600 Other Non Operating Revenues	-	-	-	-	
17			Total_Revenue Revenue	(175,000)	-	-	175,000
18			A_B6000 Salaries, Wages & Benefits	441,451	307,416	428,643	(12,809)
19			A_B6200 Services & Fees	4,125	11,821	13,498	9,373
20			A_B6300 Travel	750	2,880	4,000	3,250
21			A_B6400 Supplies	14,500	2,220	4,750	(9,750)
22			A_B6450 Utilities	-	-	-	-
23			A_B6500 Repairs & Maintenance	-	57,893	95,000	95,000
24			A_B6550 Rentals & Leases	-	-	-	-
25			A_B6575 Interest Expense	-	-	-	-
26			A_B6600 Claims & Judgements	-	-	-	-
27			A_B6650 Other Expense	1,588	90	1,000	(588)
28			A_B6700 Subcontracts	-	-	-	-
29			A_B6900 Depreciation & Amortization	-	-	-	-
30			A_B7000 Capital Expense	-	-	-	-
31			A_B7200 Discontinued Operations	-	-	-	-
32			A_B7500 Other Non Operating Expenses	-	-	-	-
33			A_B7600 Internal Allocations & Sales	(149,512)	(22,681)	(60,600)	88,912
34			A_B7700 Funding Tranfers	(137,902)	-	(134,082)	3,821
35			Total_Expenses Expenses	175,000	359,640	352,209	177,209
36			Statement of Activities Net Result	-	359,640	352,209	352,209
37		FC_B20 Designated Op	A_B4000 Tuition & Educational Fees	-	-	-	-
38			A_B4100 Sales of Goods & Services	-	-	-	-
39			A_B4300 Grants & Contracts	-	-	-	-
40			A_43501 Federal Appropriations	-	-	-	-
41			A_B4400 Other Operating Revenue	-	-	-	-
42			A_B5000 Non Operating Revenues	-	-	-	-
43	A_B5100 Appropriations		-	-	-	-	
44	A_B5300 Gifts		-	-	-	-	
45	A_B5500 Investment Income		-	-	-	-	
46	A_B5600 Other Non Operating Revenues		-	-	-	-	
47			Total_Revenue Revenue	-	-	-	-
48			A_B6000 Salaries, Wages & Benefits	-	-	-	-
49			A_B6200 Services & Fees	-	-	-	-
50			A_B6300 Travel	-	-	-	-
51			A_B6400 Supplies	-	-	-	-
52			A_B6450 Utilities	-	-	-	-
53			A_B6500 Repairs & Maintenance	-	-	-	-
54			A_B6550 Rentals & Leases	-	-	-	-
55			A_B6575 Interest Expense	-	-	-	-
56			A_B6600 Claims & Judgements	-	-	-	-
57			A_B6650 Other Expense	-	-	-	-
58			A_B6700 Subcontracts	-	-	-	-
59			A_B6900 Depreciation & Amortization	-	-	-	-
60			A_B7000 Capital Expense	-	-	-	-
61			A_B7200 Discontinued Operations	-	-	-	-
62			A_B7500 Other Non Operating Expenses	-	-	-	-
63			A_B7600 Internal Allocations & Sales	-	-	-	-
64			A_B7700 Funding Tranfers	-	-	-	-
65			Total_Expenses Expenses	-	-	-	-
66			Statement of Activities Net Result	-	-	-	-


	A	B	C	D	E	F
1						
2	O_26203: Building Automation					
3	Board of Trustees Report					
4	O_26203: Building Automation					
5			FY18		FY19	
6	Fund Class - Source	Summary Level Natural Accounts	Budget	Actual through March	Budget	Variance FY18 Budget to FY19 Budget
67		A_B4000 Tuition & Educational Fees	-	-	-	-
68		A_B4100 Sales of Goods & Services	-	-	-	-
69		A_B4300 Grants & Contracts	-	-	-	-
70		A_43501 Federal Appropriations	-	-	-	-
71		A_B4400 Other Operating Revenue	-	-	-	-
72		A_B5000 Non Operating Revenues	-	-	-	-
73		A_B5100 Appropriations	-	-	-	-
74		A_B5300 Gifts	-	-	-	-
75		A_B5500 Investment Income	-	-	-	-
76		A_B5600 Other Non Operating Revenues	-	-	-	-
77		Total_Revenue Revenue	-	-	-	-
78		A_B6000 Salaries, Wages & Benefits	-	-	-	-
79		A_B6200 Services & Fees	-	-	-	-
80		A_B6300 Travel	-	-	-	-
81	FC_B30 Restr	A_B6400 Supplies	-	-	-	-
82	Expendable Op	A_B6450 Utilities	-	-	-	-
83		A_B6500 Repairs & Maintenance	-	-	-	-
84		A_B6550 Rentals & Leases	-	-	-	-
85		A_B6575 Interest Expense	-	-	-	-
86		A_B6600 Claims & Judgements	-	-	-	-
87		A_B6650 Other Expense	-	-	-	-
88		A_B6700 Subcontracts	-	-	-	-
89		A_B6900 Depreciation & Amortization	-	-	-	-
90		A_B7000 Capital Expense	-	-	-	-
91		A_B7200 Discontinued Operations	-	-	-	-
92		A_B7500 Other Non Operating Expenses	-	-	-	-
93		A_B7600 Internal Allocations & Sales	-	-	-	-
94		A_B7700 Funding Tranfers	-	-	-	-
95		Total_Expenses Expenses	-	-	-	-
96		Statement of Activities Net Result	-	-	-	-
97		A_B4000 Tuition & Educational Fees	-	-	-	-
98		A_B4100 Sales of Goods & Services	-	-	-	-
99		A_B4300 Grants & Contracts	-	-	-	-
100		A_43501 Federal Appropriations	-	-	-	-
101		A_B4400 Other Operating Revenue	-	-	-	-
102		A_B5000 Non Operating Revenues	-	-	-	-
103		A_B5100 Appropriations	-	-	-	-
104		A_B5300 Gifts	-	-	-	-
105		A_B5500 Investment Income	-	-	-	-
106		A_B5600 Other Non Operating Revenues	-	-	-	-
107		Total_Revenue Revenue	-	-	-	-
108		A_B6000 Salaries, Wages & Benefits	-	-	-	-
109		A_B6200 Services & Fees	-	-	-	-
110		A_B6300 Travel	-	-	-	-
111	FC_B35 Restr	A_B6400 Supplies	-	-	-	-
112	Expendable Non Op	A_B6450 Utilities	-	-	-	-
113		A_B6500 Repairs & Maintenance	-	-	-	-
114		A_B6550 Rentals & Leases	-	-	-	-
115		A_B6575 Interest Expense	-	-	-	-
116		A_B6600 Claims & Judgements	-	-	-	-
117		A_B6650 Other Expense	-	-	-	-
118		A_B6700 Subcontracts	-	-	-	-
119		A_B6900 Depreciation & Amortization	-	-	-	-
120		A_B7000 Capital Expense	-	-	-	-
121		A_B7200 Discontinued Operations	-	-	-	-
122		A_B7500 Other Non Operating Expenses	-	-	-	-
123		A_B7600 Internal Allocations & Sales	-	-	-	-
124		A_B7700 Funding Tranfers	-	-	-	-
125		Total_Expenses Expenses	-	-	-	-
126		Statement of Activities Net Result	-	-	-	-


	A	B	C	D	E	F
1						
2	O_26203: Building Automation					
3	Board of Trustees Report					
4	O_26203: Building Automation					
5				FY18	FY19	
6	Fund Class - Source	Summary Level Natural Accounts	Budget	Actual through March	Budget	Variance FY18 Budget to FY19 Budget
127		A_B4000 Tuition & Educational Fees	-	-	-	-
128		A_B4100 Sales of Goods & Services	-	-	-	-
129		A_B4300 Grants & Contracts	-	-	-	-
130		A_43501 Federal Appropriations	-	-	-	-
131		A_B4400 Other Operating Revenue	-	-	-	-
132		A_B5000 Non Operating Revenues	-	-	-	-
133		A_B5100 Appropriations	-	-	-	-
134		A_B5300 Gifts	-	-	-	-
135		A_B5500 Investment Income	-	-	-	-
136		A_B5600 Other Non Operating Revenues	-	-	-	-
137		Total_Revenue Revenue	-	-	-	-
138		A_B6000 Salaries, Wages & Benefits	-	-	-	-
139		A_B6200 Services & Fees	-	-	-	-
140		A_B6300 Travel	-	-	-	-
141	FC_B40 Restr	A_B6400 Supplies	-	-	-	-
142	Grants	A_B6450 Utilities	-	-	-	-
143		A_B6500 Repairs & Maintenance	-	-	-	-
144		A_B6550 Rentals & Leases	-	-	-	-
145		A_B6575 Interest Expense	-	-	-	-
146		A_B6600 Claims & Judgements	-	-	-	-
147		A_B6650 Other Expense	-	-	-	-
148		A_B6700 Subcontracts	-	-	-	-
149		A_B6900 Depreciation & Amortization	-	-	-	-
150		A_B7000 Capital Expense	-	-	-	-
151		A_B7200 Discontinued Operations	-	-	-	-
152		A_B7500 Other Non Operating Expenses	-	-	-	-
153		A_B7600 Internal Allocations & Sales	-	-	-	-
154		A_B7700 Funding Tranfers	-	-	-	-
155		Total_Expenses Expenses	-	-	-	-
156		Statement of Activities Net Result	-	-	-	-
157		A_B4000 Tuition & Educational Fees	-	-	-	-
158		A_B4100 Sales of Goods & Services	-	-	-	-
159		A_B4300 Grants & Contracts	-	-	-	-
160		A_43501 Federal Appropriations	-	-	-	-
161		A_B4400 Other Operating Revenue	-	-	-	-
162		A_B5000 Non Operating Revenues	-	-	-	-
163		A_B5100 Appropriations	-	-	-	-
164		A_B5300 Gifts	-	-	-	-
165		A_B5500 Investment Income	-	-	-	-
166		A_B5600 Other Non Operating Revenues	-	-	-	-
167		Total_Revenue Revenue	-	-	-	-
168		A_B6000 Salaries, Wages & Benefits	-	-	-	-
169		A_B6200 Services & Fees	-	-	-	-
170		A_B6300 Travel	-	-	-	-
171	FC_B45 Restr	A_B6400 Supplies	-	-	-	-
172	Govt Funds	A_B6450 Utilities	-	-	-	-
173		A_B6500 Repairs & Maintenance	-	-	-	-
174		A_B6550 Rentals & Leases	-	-	-	-
175		A_B6575 Interest Expense	-	-	-	-
176		A_B6600 Claims & Judgements	-	-	-	-
177		A_B6650 Other Expense	-	-	-	-
178		A_B6700 Subcontracts	-	-	-	-
179		A_B6900 Depreciation & Amortization	-	-	-	-
180		A_B7000 Capital Expense	-	-	-	-
181		A_B7200 Discontinued Operations	-	-	-	-
182		A_B7500 Other Non Operating Expenses	-	-	-	-
183		A_B7600 Internal Allocations & Sales	-	-	-	-
184		A_B7700 Funding Tranfers	-	-	-	-
185		Total_Expenses Expenses	-	-	-	-
186		Statement of Activities Net Result	-	-	-	-


	A	B	C	D	E	F	
1							
2	O_26204: Technical Services						
3	Board of Trustees Report						
4	O_26204: Technical Services						
5			FY18		FY19		
6	Fund Class - Source	Summary Level Natural Accounts	Budget	Actual through March	Budget	Variance FY18 Budget to FY19 Budget	
7	FC_105 Unrestricted Operating Class	A_B4000 Tuition & Educational Fees	-	-	-	-	
8		A_B4100 Sales of Goods & Services	-	-	-	-	
9		A_B4300 Grants & Contracts	-	-	-	-	
10		A_43501 Federal Appropriations	-	-	-	-	
11		A_B4400 Other Operating Revenue	-	-	-	-	
12		A_B5000 Non Operating Revenues	-	-	-	-	
13		A_B5100 Appropriations	-	-	-	-	
14		A_B5300 Gifts	-	-	-	-	
15		A_B5500 Investment Income	-	-	-	-	
16		A_B5600 Other Non Operating Revenues	-	-	-	-	
17			Total Revenue Revenue	-	-	-	-
18			A_B6000 Salaries, Wages & Benefits	332,217	244,745	331,504	(713)
19			A_B6200 Services & Fees	3,675	2,200	600	(3,075)
20			A_B6300 Travel	-	-	-	-
21			A_B6400 Supplies	13,629	60	11,400	(2,229)
22			A_B6450 Utilities	-	-	-	-
23			A_B6500 Repairs & Maintenance	1,000	5,735	2,600	1,600
24			A_B6550 Rentals & Leases	-	-	-	-
25			A_B6575 Interest Expense	-	-	-	-
26			A_B6600 Claims & Judgements	-	-	-	-
27			A_B6650 Other Expense	196	-	196	-
28			A_B6700 Subcontracts	-	-	-	-
29			A_B6900 Depreciation & Amortization	-	-	-	-
30			A_B7000 Capital Expense	-	-	-	-
31			A_B7200 Discontinued Operations	-	-	-	-
32			A_B7500 Other Non Operating Expenses	-	-	-	-
33			A_B7600 Internal Allocations & Sales	-	5,130	4,175	4,175
34			A_B7700 Funding Tranfers	-	-	-	-
35			Total Expenses Expenses	350,717	257,870	350,475	(242)
36			Statement of Activities Net Result	350,717	257,870	350,475	(242)
37		FC_B20 Designated Op	A_B4000 Tuition & Educational Fees	-	-	-	-
38			A_B4100 Sales of Goods & Services	-	-	-	-
39			A_B4300 Grants & Contracts	-	-	-	-
40			A_43501 Federal Appropriations	-	-	-	-
41			A_B4400 Other Operating Revenue	-	-	-	-
42			A_B5000 Non Operating Revenues	-	-	-	-
43	A_B5100 Appropriations		-	-	-	-	
44	A_B5300 Gifts		-	-	-	-	
45	A_B5500 Investment Income		-	-	-	-	
46	A_B5600 Other Non Operating Revenues		-	-	-	-	
47			Total Revenue Revenue	-	-	-	-
48			A_B6000 Salaries, Wages & Benefits	-	-	-	-
49			A_B6200 Services & Fees	-	-	-	-
50			A_B6300 Travel	-	-	-	-
51			A_B6400 Supplies	-	-	-	-
52			A_B6450 Utilities	-	-	-	-
53			A_B6500 Repairs & Maintenance	-	-	-	-
54			A_B6550 Rentals & Leases	-	-	-	-
55			A_B6575 Interest Expense	-	-	-	-
56			A_B6600 Claims & Judgements	-	-	-	-
57			A_B6650 Other Expense	-	-	-	-
58			A_B6700 Subcontracts	-	-	-	-
59			A_B6900 Depreciation & Amortization	-	-	-	-
60			A_B7000 Capital Expense	-	-	-	-
61			A_B7200 Discontinued Operations	-	-	-	-
62			A_B7500 Other Non Operating Expenses	-	-	-	-
63			A_B7600 Internal Allocations & Sales	-	-	-	-
64			A_B7700 Funding Tranfers	-	-	-	-
65			Total Expenses Expenses	-	-	-	-
66			Statement of Activities Net Result	-	-	-	-


	A	B	C	D	E	F
1						
2	O_26204: Technical Services					
3	Board of Trustees Report					
4	O_26204: Technical Services					
5			FY18		FY19	
6	Fund Class - Source	Summary Level Natural Accounts	Budget	Actual through March	Budget	Variance FY18 Budget to FY19 Budget
67		A_B4000 Tuition & Educational Fees	-	-	-	-
68		A_B4100 Sales of Goods & Services	-	-	-	-
69		A_B4300 Grants & Contracts	-	-	-	-
70		A_43501 Federal Appropriations	-	-	-	-
71		A_B4400 Other Operating Revenue	-	-	-	-
72		A_B5000 Non Operating Revenues	-	-	-	-
73		A_B5100 Appropriations	-	-	-	-
74		A_B5300 Gifts	-	-	-	-
75		A_B5500 Investment Income	-	-	-	-
76		A_B5600 Other Non Operating Revenues	-	-	-	-
77		Total_Revenue Revenue	-	-	-	-
78		A_B6000 Salaries, Wages & Benefits	-	-	-	-
79		A_B6200 Services & Fees	-	-	-	-
80		A_B6300 Travel	-	-	-	-
81	FC_B30 Restr	A_B6400 Supplies	-	-	-	-
82	Expendable Op	A_B6450 Utilities	-	-	-	-
83		A_B6500 Repairs & Maintenance	-	-	-	-
84		A_B6550 Rentals & Leases	-	-	-	-
85		A_B6575 Interest Expense	-	-	-	-
86		A_B6600 Claims & Judgements	-	-	-	-
87		A_B6650 Other Expense	-	-	-	-
88		A_B6700 Subcontracts	-	-	-	-
89		A_B6900 Depreciation & Amortization	-	-	-	-
90		A_B7000 Capital Expense	-	-	-	-
91		A_B7200 Discontinued Operations	-	-	-	-
92		A_B7500 Other Non Operating Expenses	-	-	-	-
93		A_B7600 Internal Allocations & Sales	-	-	-	-
94		A_B7700 Funding Tranfers	-	-	-	-
95		Total_Expenses Expenses	-	-	-	-
96		Statement of Activities Net Result	-	-	-	-
97		A_B4000 Tuition & Educational Fees	-	-	-	-
98		A_B4100 Sales of Goods & Services	-	-	-	-
99		A_B4300 Grants & Contracts	-	-	-	-
100		A_43501 Federal Appropriations	-	-	-	-
101		A_B4400 Other Operating Revenue	-	-	-	-
102		A_B5000 Non Operating Revenues	-	-	-	-
103		A_B5100 Appropriations	-	-	-	-
104		A_B5300 Gifts	-	-	-	-
105		A_B5500 Investment Income	-	-	-	-
106		A_B5600 Other Non Operating Revenues	-	-	-	-
107		Total_Revenue Revenue	-	-	-	-
108		A_B6000 Salaries, Wages & Benefits	-	-	-	-
109		A_B6200 Services & Fees	-	-	-	-
110		A_B6300 Travel	-	-	-	-
111	FC_B35 Restr	A_B6400 Supplies	-	-	-	-
112	Expendable Non Op	A_B6450 Utilities	-	-	-	-
113		A_B6500 Repairs & Maintenance	-	-	-	-
114		A_B6550 Rentals & Leases	-	-	-	-
115		A_B6575 Interest Expense	-	-	-	-
116		A_B6600 Claims & Judgements	-	-	-	-
117		A_B6650 Other Expense	-	-	-	-
118		A_B6700 Subcontracts	-	-	-	-
119		A_B6900 Depreciation & Amortization	-	-	-	-
120		A_B7000 Capital Expense	-	-	-	-
121		A_B7200 Discontinued Operations	-	-	-	-
122		A_B7500 Other Non Operating Expenses	-	-	-	-
123		A_B7600 Internal Allocations & Sales	-	-	-	-
124		A_B7700 Funding Tranfers	-	-	-	-
125		Total_Expenses Expenses	-	-	-	-
126		Statement of Activities Net Result	-	-	-	-

	A	B	C	D	E	F
1						
2	O_26204: Technical Services					
3	Board of Trustees Report					
4	O_26204: Technical Services					
5				FY18	FY19	
6	Fund Class - Source	Summary Level Natural Accounts	Budget	Actual through March	Budget	Variance FY18 Budget to FY19 Budget
127		A_B4000 Tuition & Educational Fees	-	-	-	-
128		A_B4100 Sales of Goods & Services	-	-	-	-
129		A_B4300 Grants & Contracts	-	-	-	-
130		A_43501 Federal Appropriations	-	-	-	-
131		A_B4400 Other Operating Revenue	-	-	-	-
132		A_B5000 Non Operating Revenues	-	-	-	-
133		A_B5100 Appropriations	-	-	-	-
134		A_B5300 Gifts	-	-	-	-
135		A_B5500 Investment Income	-	-	-	-
136		A_B5600 Other Non Operating Revenues	-	-	-	-
137		Total_Revenue Revenue	-	-	-	-
138		A_B6000 Salaries, Wages & Benefits	-	-	-	-
139		A_B6200 Services & Fees	-	-	-	-
140		A_B6300 Travel	-	-	-	-
141	FC_B40 Restr	A_B6400 Supplies	-	-	-	-
142	Grants	A_B6450 Utilities	-	-	-	-
143		A_B6500 Repairs & Maintenance	-	-	-	-
144		A_B6550 Rentals & Leases	-	-	-	-
145		A_B6575 Interest Expense	-	-	-	-
146		A_B6600 Claims & Judgements	-	-	-	-
147		A_B6650 Other Expense	-	-	-	-
148		A_B6700 Subcontracts	-	-	-	-
149		A_B6900 Depreciation & Amortization	-	-	-	-
150		A_B7000 Capital Expense	-	-	-	-
151		A_B7200 Discontinued Operations	-	-	-	-
152		A_B7500 Other Non Operating Expenses	-	-	-	-
153		A_B7600 Internal Allocations & Sales	-	-	-	-
154		A_B7700 Funding Tranfers	-	-	-	-
155		Total_Expenses Expenses	-	-	-	-
156		Statement of Activities Net Result	-	-	-	-
157		A_B4000 Tuition & Educational Fees	-	-	-	-
158		A_B4100 Sales of Goods & Services	-	-	-	-
159		A_B4300 Grants & Contracts	-	-	-	-
160		A_43501 Federal Appropriations	-	-	-	-
161		A_B4400 Other Operating Revenue	-	-	-	-
162		A_B5000 Non Operating Revenues	-	-	-	-
163		A_B5100 Appropriations	-	-	-	-
164		A_B5300 Gifts	-	-	-	-
165		A_B5500 Investment Income	-	-	-	-
166		A_B5600 Other Non Operating Revenues	-	-	-	-
167		Total_Revenue Revenue	-	-	-	-
168		A_B6000 Salaries, Wages & Benefits	-	-	-	-
169		A_B6200 Services & Fees	-	-	-	-
170		A_B6300 Travel	-	-	-	-
171	FC_B45 Restr	A_B6400 Supplies	-	-	-	-
172	Govt Funds	A_B6450 Utilities	-	-	-	-
173		A_B6500 Repairs & Maintenance	-	-	-	-
174		A_B6550 Rentals & Leases	-	-	-	-
175		A_B6575 Interest Expense	-	-	-	-
176		A_B6600 Claims & Judgements	-	-	-	-
177		A_B6650 Other Expense	-	-	-	-
178		A_B6700 Subcontracts	-	-	-	-
179		A_B6900 Depreciation & Amortization	-	-	-	-
180		A_B7000 Capital Expense	-	-	-	-
181		A_B7200 Discontinued Operations	-	-	-	-
182		A_B7500 Other Non Operating Expenses	-	-	-	-
183		A_B7600 Internal Allocations & Sales	-	-	-	-
184		A_B7700 Funding Tranfers	-	-	-	-
185		Total_Expenses Expenses	-	-	-	-
186		Statement of Activities Net Result	-	-	-	-


	A	B	C	D	E	F	
1							
2	O_26301: Business Services						
3	Board of Trustees Report						
4	O_26301: Business Services						
5			FY18		FY19		
6	Fund Class - Source	Summary Level Natural Accounts	Budget	Actual through March	Budget	Variance FY18 Budget to FY19 Budget	
7	FC_105 Unrestricted Operating Class	A_B4000 Tuition & Educational Fees	-	-	-	-	
8		A_B4100 Sales of Goods & Services	-	-	-	-	
9		A_B4300 Grants & Contracts	-	-	-	-	
10		A_43501 Federal Appropriations	-	-	-	-	
11		A_B4400 Other Operating Revenue	-	-	-	-	
12		A_B5000 Non Operating Revenues	-	-	-	-	
13		A_B5100 Appropriations	-	-	-	-	
14		A_B5300 Gifts	-	-	-	-	
15		A_B5500 Investment Income	-	-	-	-	
16		A_B5600 Other Non Operating Revenues	-	-	-	-	
17			Total Revenue Revenue	-	-	-	-
18			A_B6000 Salaries, Wages & Benefits	573,050	387,216	624,597	51,547
19			A_B6200 Services & Fees	48,300	3,859	46,000	(2,300)
20			A_B6300 Travel	700	-	4,000	3,300
21			A_B6400 Supplies	47,100	46,157	48,800	1,700
22			A_B6450 Utilities	-	-	-	-
23			A_B6500 Repairs & Maintenance	400	282	400	-
24			A_B6550 Rentals & Leases	-	-	-	-
25			A_B6575 Interest Expense	-	-	-	-
26			A_B6600 Claims & Judgements	-	-	-	-
27			A_B6650 Other Expense	3,500	25	5,000	1,500
28			A_B6700 Subcontracts	-	-	-	-
29			A_B6900 Depreciation & Amortization	-	-	-	-
30			A_B7000 Capital Expense	-	-	-	-
31			A_B7200 Discontinued Operations	-	-	-	-
32			A_B7500 Other Non Operating Expenses	-	-	-	-
33			A_B7600 Internal Allocations & Sales	-	3,341	5,900	5,900
34			A_B7700 Funding Tranfers	-	-	-	-
35			Total Expenses Expenses	673,050	440,881	734,697	61,647
36			Statement of Activities Net Result	673,050	440,881	734,697	61,647
37		FC_B20 Designated Op	A_B4000 Tuition & Educational Fees	-	-	-	-
38			A_B4100 Sales of Goods & Services	-	-	-	-
39			A_B4300 Grants & Contracts	-	-	-	-
40			A_43501 Federal Appropriations	-	-	-	-
41			A_B4400 Other Operating Revenue	-	-	-	-
42			A_B5000 Non Operating Revenues	-	-	-	-
43	A_B5100 Appropriations		-	-	-	-	
44	A_B5300 Gifts		-	-	-	-	
45	A_B5500 Investment Income		-	-	-	-	
46	A_B5600 Other Non Operating Revenues		-	-	-	-	
47			Total Revenue Revenue	-	-	-	-
48			A_B6000 Salaries, Wages & Benefits	-	-	-	-
49			A_B6200 Services & Fees	-	-	-	-
50			A_B6300 Travel	-	-	-	-
51			A_B6400 Supplies	-	-	-	-
52			A_B6450 Utilities	-	-	-	-
53			A_B6500 Repairs & Maintenance	-	-	-	-
54			A_B6550 Rentals & Leases	-	-	-	-
55			A_B6575 Interest Expense	-	-	-	-
56			A_B6600 Claims & Judgements	-	-	-	-
57			A_B6650 Other Expense	-	-	-	-
58			A_B6700 Subcontracts	-	-	-	-
59			A_B6900 Depreciation & Amortization	-	-	-	-
60			A_B7000 Capital Expense	-	-	-	-
61			A_B7200 Discontinued Operations	-	-	-	-
62			A_B7500 Other Non Operating Expenses	-	-	-	-
63			A_B7600 Internal Allocations & Sales	-	-	-	-
64			A_B7700 Funding Tranfers	-	-	-	-
65			Total Expenses Expenses	-	-	-	-
66			Statement of Activities Net Result	-	-	-	-


	A	B	C	D	E	F
1						
2	O_26301: Business Services					
3	Board of Trustees Report					
4	O_26301: Business Services					
5			FY18		FY19	
6	Fund Class - Source	Summary Level Natural Accounts	Budget	Actual through March	Budget	Variance FY18 Budget to FY19 Budget
67		A_B4000 Tuition & Educational Fees	-	-	-	-
68		A_B4100 Sales of Goods & Services	-	-	-	-
69		A_B4300 Grants & Contracts	-	-	-	-
70		A_43501 Federal Appropriations	-	-	-	-
71		A_B4400 Other Operating Revenue	-	-	-	-
72		A_B5000 Non Operating Revenues	-	-	-	-
73		A_B5100 Appropriations	-	-	-	-
74		A_B5300 Gifts	-	-	-	-
75		A_B5500 Investment Income	-	-	-	-
76		A_B5600 Other Non Operating Revenues	-	-	-	-
77		Total_Revenue Revenue	-	-	-	-
78		A_B6000 Salaries, Wages & Benefits	-	-	-	-
79		A_B6200 Services & Fees	-	-	-	-
80		A_B6300 Travel	-	-	-	-
81	FC_B30 Restr	A_B6400 Supplies	-	-	-	-
82	Expendable Op	A_B6450 Utilities	-	-	-	-
83		A_B6500 Repairs & Maintenance	-	-	-	-
84		A_B6550 Rentals & Leases	-	-	-	-
85		A_B6575 Interest Expense	-	-	-	-
86		A_B6600 Claims & Judgements	-	-	-	-
87		A_B6650 Other Expense	-	-	-	-
88		A_B6700 Subcontracts	-	-	-	-
89		A_B6900 Depreciation & Amortization	-	-	-	-
90		A_B7000 Capital Expense	-	-	-	-
91		A_B7200 Discontinued Operations	-	-	-	-
92		A_B7500 Other Non Operating Expenses	-	-	-	-
93		A_B7600 Internal Allocations & Sales	-	-	-	-
94		A_B7700 Funding Tranfers	-	-	-	-
95		Total_Expenses Expenses	-	-	-	-
96		Statement of Activities Net Result	-	-	-	-
97		A_B4000 Tuition & Educational Fees	-	-	-	-
98		A_B4100 Sales of Goods & Services	-	-	-	-
99		A_B4300 Grants & Contracts	-	-	-	-
100		A_43501 Federal Appropriations	-	-	-	-
101		A_B4400 Other Operating Revenue	-	-	-	-
102		A_B5000 Non Operating Revenues	-	-	-	-
103		A_B5100 Appropriations	-	-	-	-
104		A_B5300 Gifts	-	-	-	-
105		A_B5500 Investment Income	-	-	-	-
106		A_B5600 Other Non Operating Revenues	-	-	-	-
107		Total_Revenue Revenue	-	-	-	-
108		A_B6000 Salaries, Wages & Benefits	-	-	-	-
109		A_B6200 Services & Fees	-	-	-	-
110		A_B6300 Travel	-	-	-	-
111	FC_B35 Restr	A_B6400 Supplies	-	-	-	-
112	Expendable Non Op	A_B6450 Utilities	-	-	-	-
113		A_B6500 Repairs & Maintenance	-	-	-	-
114		A_B6550 Rentals & Leases	-	-	-	-
115		A_B6575 Interest Expense	-	-	-	-
116		A_B6600 Claims & Judgements	-	-	-	-
117		A_B6650 Other Expense	-	-	-	-
118		A_B6700 Subcontracts	-	-	-	-
119		A_B6900 Depreciation & Amortization	-	-	-	-
120		A_B7000 Capital Expense	-	-	-	-
121		A_B7200 Discontinued Operations	-	-	-	-
122		A_B7500 Other Non Operating Expenses	-	-	-	-
123		A_B7600 Internal Allocations & Sales	-	-	-	-
124		A_B7700 Funding Tranfers	-	-	-	-
125		Total_Expenses Expenses	-	-	-	-
126		Statement of Activities Net Result	-	-	-	-

	A	B	C	D	E	F
1						
2	O_26301: Business Services					
3	Board of Trustees Report					
4	O_26301: Business Services					
5			FY18		FY19	
6	Fund Class - Source	Summary Level Natural Accounts	Budget	Actual through March	Budget	Variance FY18 Budget to FY19 Budget
127		A_B4000 Tuition & Educational Fees	-	-	-	-
128		A_B4100 Sales of Goods & Services	-	-	-	-
129		A_B4300 Grants & Contracts	-	-	-	-
130		A_43501 Federal Appropriations	-	-	-	-
131		A_B4400 Other Operating Revenue	-	-	-	-
132		A_B5000 Non Operating Revenues	-	-	-	-
133		A_B5100 Appropriations	-	-	-	-
134		A_B5300 Gifts	-	-	-	-
135		A_B5500 Investment Income	-	-	-	-
136		A_B5600 Other Non Operating Revenues	-	-	-	-
137		Total_Revenue Revenue	-	-	-	-
138		A_B6000 Salaries, Wages & Benefits	-	-	-	-
139		A_B6200 Services & Fees	-	-	-	-
140		A_B6300 Travel	-	-	-	-
141	FC_B40 Restr	A_B6400 Supplies	-	-	-	-
142	Grants	A_B6450 Utilities	-	-	-	-
143		A_B6500 Repairs & Maintenance	-	-	-	-
144		A_B6550 Rentals & Leases	-	-	-	-
145		A_B6575 Interest Expense	-	-	-	-
146		A_B6600 Claims & Judgements	-	-	-	-
147		A_B6650 Other Expense	-	-	-	-
148		A_B6700 Subcontracts	-	-	-	-
149		A_B6900 Depreciation & Amortization	-	-	-	-
150		A_B7000 Capital Expense	-	-	-	-
151		A_B7200 Discontinued Operations	-	-	-	-
152		A_B7500 Other Non Operating Expenses	-	-	-	-
153		A_B7600 Internal Allocations & Sales	-	-	-	-
154		A_B7700 Funding Tranfers	-	-	-	-
155		Total_Expenses Expenses	-	-	-	-
156		Statement of Activities Net Result	-	-	-	-
157		A_B4000 Tuition & Educational Fees	-	-	-	-
158		A_B4100 Sales of Goods & Services	-	-	-	-
159		A_B4300 Grants & Contracts	-	-	-	-
160		A_43501 Federal Appropriations	-	-	-	-
161		A_B4400 Other Operating Revenue	-	-	-	-
162		A_B5000 Non Operating Revenues	-	-	-	-
163		A_B5100 Appropriations	-	-	-	-
164		A_B5300 Gifts	-	-	-	-
165		A_B5500 Investment Income	-	-	-	-
166		A_B5600 Other Non Operating Revenues	-	-	-	-
167		Total_Revenue Revenue	-	-	-	-
168		A_B6000 Salaries, Wages & Benefits	-	-	-	-
169		A_B6200 Services & Fees	-	-	-	-
170		A_B6300 Travel	-	-	-	-
171	FC_B45 Restr	A_B6400 Supplies	-	-	-	-
172	Govt Funds	A_B6450 Utilities	-	-	-	-
173		A_B6500 Repairs & Maintenance	-	-	-	-
174		A_B6550 Rentals & Leases	-	-	-	-
175		A_B6575 Interest Expense	-	-	-	-
176		A_B6600 Claims & Judgements	-	-	-	-
177		A_B6650 Other Expense	-	-	-	-
178		A_B6700 Subcontracts	-	-	-	-
179		A_B6900 Depreciation & Amortization	-	-	-	-
180		A_B7000 Capital Expense	-	-	-	-
181		A_B7200 Discontinued Operations	-	-	-	-
182		A_B7500 Other Non Operating Expenses	-	-	-	-
183		A_B7600 Internal Allocations & Sales	-	-	-	-
184		A_B7700 Funding Tranfers	-	-	-	-
185		Total_Expenses Expenses	-	-	-	-
186		Statement of Activities Net Result	-	-	-	-


	A	B	C	D	E	F	
1							
2	O_26302: Stores						
3	Board of Trustees Report						
4	O_26302: Stores						
5							
6	Fund Class - Source	Summary Level Natural Accounts	FY18 Budget	FY19 Actual through March	FY19 Budget	Variance FY18 Budget to FY19 Budget	
7	FC_105 Unrestricted Operating Class	A_B4000 Tuition & Educational Fees	-	-	-	-	
8		A_B4100 Sales of Goods & Services	-	392,783	397,500	397,500	
9		A_B4300 Grants & Contracts	-	-	-	-	
10		A_43501 Federal Appropriations	-	-	-	-	
11		A_B4400 Other Operating Revenue	-	(78,445)	-	-	
12		A_B5000 Non Operating Revenues	-	-	-	-	
13		A_B5100 Appropriations	-	-	-	-	
14		A_B5300 Gifts	-	-	-	-	
15		A_B5500 Investment Income	-	-	-	-	
16		A_B5600 Other Non Operating Revenues	-	-	-	-	
17			Total Revenue Revenue	-	314,338	397,500	397,500
18			A_B6000 Salaries, Wages & Benefits	168,658	112,753	166,584	(2,074)
19			A_B6200 Services & Fees	6,675	-	1,000	(5,675)
20			A_B6300 Travel	50	-	50	-
21			A_B6400 Supplies	6,250	126,924	3,950	(2,300)
22			A_B6450 Utilities	-	-	-	-
23			A_B6500 Repairs & Maintenance	2,000	2,213	1,500	(500)
24			A_B6550 Rentals & Leases	-	-	-	-
25			A_B6575 Interest Expense	-	-	-	-
26			A_B6600 Claims & Judgements	-	-	-	-
27			A_B6650 Other Expense	-	978	450	450
28			A_B6700 Subcontracts	-	-	-	-
29			A_B6900 Depreciation & Amortization	-	-	-	-
30			A_B7000 Capital Expense	-	-	-	-
31			A_B7200 Discontinued Operations	-	-	-	-
32			A_B7500 Other Non Operating Expenses	-	-	-	-
33			A_B7600 Internal Allocations & Sales	(300,000)	(179,800)	(540,725)	(240,725)
34			A_B7700 Funding Tranfers	116,367	-	(52,143)	(168,510)
35			Total Expenses Expenses	-	63,069	(419,334)	(419,334)
36			Statement of Activities Net Result	-	377,407	(21,834)	(21,834)
37		FC_B20 Designated Op	A_B4000 Tuition & Educational Fees	-	-	-	-
38			A_B4100 Sales of Goods & Services	-	-	-	-
39			A_B4300 Grants & Contracts	-	-	-	-
40			A_43501 Federal Appropriations	-	-	-	-
41			A_B4400 Other Operating Revenue	-	-	-	-
42			A_B5000 Non Operating Revenues	-	-	-	-
43	A_B5100 Appropriations		-	-	-	-	
44	A_B5300 Gifts		-	-	-	-	
45	A_B5500 Investment Income		-	-	-	-	
46	A_B5600 Other Non Operating Revenues		-	-	-	-	
47			Total Revenue Revenue	-	-	-	-
48			A_B6000 Salaries, Wages & Benefits	-	-	-	-
49			A_B6200 Services & Fees	-	-	-	-
50			A_B6300 Travel	-	-	-	-
51			A_B6400 Supplies	-	-	-	-
52			A_B6450 Utilities	-	-	-	-
53			A_B6500 Repairs & Maintenance	-	-	-	-
54			A_B6550 Rentals & Leases	-	-	-	-
55			A_B6575 Interest Expense	-	-	-	-
56			A_B6600 Claims & Judgements	-	-	-	-
57			A_B6650 Other Expense	-	-	-	-
58			A_B6700 Subcontracts	-	-	-	-
59			A_B6900 Depreciation & Amortization	-	-	-	-
60			A_B7000 Capital Expense	-	-	-	-
61			A_B7200 Discontinued Operations	-	-	-	-
62			A_B7500 Other Non Operating Expenses	-	-	-	-
63			A_B7600 Internal Allocations & Sales	-	-	-	-
64			A_B7700 Funding Tranfers	-	-	-	-
65			Total Expenses Expenses	-	-	-	-
66			Statement of Activities Net Result	-	-	-	-


	A	B	C	D	E	F
1						
2	O_26302: Stores					
3	Board of Trustees Report					
4	O_26302: Stores					
5			FY18		FY19	
6	Fund Class - Source	Summary Level Natural Accounts	Budget	Actual through March	Budget	Variance FY18 Budget to FY19 Budget
67		A_B4000 Tuition & Educational Fees	-	-	-	-
68		A_B4100 Sales of Goods & Services	-	-	-	-
69		A_B4300 Grants & Contracts	-	-	-	-
70		A_43501 Federal Appropriations	-	-	-	-
71		A_B4400 Other Operating Revenue	-	-	-	-
72		A_B5000 Non Operating Revenues	-	-	-	-
73		A_B5100 Appropriations	-	-	-	-
74		A_B5300 Gifts	-	-	-	-
75		A_B5500 Investment Income	-	-	-	-
76		A_B5600 Other Non Operating Revenues	-	-	-	-
77		Total_Revenue Revenue	-	-	-	-
78		A_B6000 Salaries, Wages & Benefits	-	-	-	-
79		A_B6200 Services & Fees	-	-	-	-
80		A_B6300 Travel	-	-	-	-
81	FC_B30 Restr	A_B6400 Supplies	-	-	-	-
82	Expendable Op	A_B6450 Utilities	-	-	-	-
83		A_B6500 Repairs & Maintenance	-	-	-	-
84		A_B6550 Rentals & Leases	-	-	-	-
85		A_B6575 Interest Expense	-	-	-	-
86		A_B6600 Claims & Judgements	-	-	-	-
87		A_B6650 Other Expense	-	-	-	-
88		A_B6700 Subcontracts	-	-	-	-
89		A_B6900 Depreciation & Amortization	-	-	-	-
90		A_B7000 Capital Expense	-	-	-	-
91		A_B7200 Discontinued Operations	-	-	-	-
92		A_B7500 Other Non Operating Expenses	-	-	-	-
93		A_B7600 Internal Allocations & Sales	-	-	-	-
94		A_B7700 Funding Tranfers	-	-	-	-
95		Total_Expenses Expenses	-	-	-	-
96		Statement of Activities Net Result	-	-	-	-
97		A_B4000 Tuition & Educational Fees	-	-	-	-
98		A_B4100 Sales of Goods & Services	-	-	-	-
99		A_B4300 Grants & Contracts	-	-	-	-
100		A_43501 Federal Appropriations	-	-	-	-
101		A_B4400 Other Operating Revenue	-	-	-	-
102		A_B5000 Non Operating Revenues	-	-	-	-
103		A_B5100 Appropriations	-	-	-	-
104		A_B5300 Gifts	-	-	-	-
105		A_B5500 Investment Income	-	-	-	-
106		A_B5600 Other Non Operating Revenues	-	-	-	-
107		Total_Revenue Revenue	-	-	-	-
108		A_B6000 Salaries, Wages & Benefits	-	-	-	-
109		A_B6200 Services & Fees	-	-	-	-
110		A_B6300 Travel	-	-	-	-
111	FC_B35 Restr	A_B6400 Supplies	-	-	-	-
112	Expendable Non Op	A_B6450 Utilities	-	-	-	-
113		A_B6500 Repairs & Maintenance	-	-	-	-
114		A_B6550 Rentals & Leases	-	-	-	-
115		A_B6575 Interest Expense	-	-	-	-
116		A_B6600 Claims & Judgements	-	-	-	-
117		A_B6650 Other Expense	-	-	-	-
118		A_B6700 Subcontracts	-	-	-	-
119		A_B6900 Depreciation & Amortization	-	-	-	-
120		A_B7000 Capital Expense	-	-	-	-
121		A_B7200 Discontinued Operations	-	-	-	-
122		A_B7500 Other Non Operating Expenses	-	-	-	-
123		A_B7600 Internal Allocations & Sales	-	-	-	-
124		A_B7700 Funding Tranfers	-	-	-	-
125		Total_Expenses Expenses	-	-	-	-
126		Statement of Activities Net Result	-	-	-	-

	A	B	C	D	E	F
1						
2	O_26302: Stores					
3	Board of Trustees Report					
4	O_26302: Stores					
5			FY18		FY19	
6	Fund Class - Source	Summary Level Natural Accounts	Budget	Actual through March	Budget	Variance FY18 Budget to FY19 Budget
127		A_B4000 Tuition & Educational Fees	-	-	-	-
128		A_B4100 Sales of Goods & Services	-	-	-	-
129		A_B4300 Grants & Contracts	-	-	-	-
130		A_43501 Federal Appropriations	-	-	-	-
131		A_B4400 Other Operating Revenue	-	-	-	-
132		A_B5000 Non Operating Revenues	-	-	-	-
133		A_B5100 Appropriations	-	-	-	-
134		A_B5300 Gifts	-	-	-	-
135		A_B5500 Investment Income	-	-	-	-
136		A_B5600 Other Non Operating Revenues	-	-	-	-
137		Total_Revenue Revenue	-	-	-	-
138		A_B6000 Salaries, Wages & Benefits	-	-	-	-
139		A_B6200 Services & Fees	-	-	-	-
140		A_B6300 Travel	-	-	-	-
141	FC_B40 Restr	A_B6400 Supplies	-	-	-	-
142	Grants	A_B6450 Utilities	-	-	-	-
143		A_B6500 Repairs & Maintenance	-	-	-	-
144		A_B6550 Rentals & Leases	-	-	-	-
145		A_B6575 Interest Expense	-	-	-	-
146		A_B6600 Claims & Judgements	-	-	-	-
147		A_B6650 Other Expense	-	-	-	-
148		A_B6700 Subcontracts	-	-	-	-
149		A_B6900 Depreciation & Amortization	-	-	-	-
150		A_B7000 Capital Expense	-	-	-	-
151		A_B7200 Discontinued Operations	-	-	-	-
152		A_B7500 Other Non Operating Expenses	-	-	-	-
153		A_B7600 Internal Allocations & Sales	-	-	-	-
154		A_B7700 Funding Tranfers	-	-	-	-
155		Total_Expenses Expenses	-	-	-	-
156		Statement of Activities Net Result	-	-	-	-
157		A_B4000 Tuition & Educational Fees	-	-	-	-
158		A_B4100 Sales of Goods & Services	-	-	-	-
159		A_B4300 Grants & Contracts	-	-	-	-
160		A_43501 Federal Appropriations	-	-	-	-
161		A_B4400 Other Operating Revenue	-	-	-	-
162		A_B5000 Non Operating Revenues	-	-	-	-
163		A_B5100 Appropriations	-	-	-	-
164		A_B5300 Gifts	-	-	-	-
165		A_B5500 Investment Income	-	-	-	-
166		A_B5600 Other Non Operating Revenues	-	-	-	-
167		Total_Revenue Revenue	-	-	-	-
168		A_B6000 Salaries, Wages & Benefits	-	-	-	-
169		A_B6200 Services & Fees	-	-	-	-
170		A_B6300 Travel	-	-	-	-
171	FC_B45 Restr	A_B6400 Supplies	-	-	-	-
172	Govt Funds	A_B6450 Utilities	-	-	-	-
173		A_B6500 Repairs & Maintenance	-	-	-	-
174		A_B6550 Rentals & Leases	-	-	-	-
175		A_B6575 Interest Expense	-	-	-	-
176		A_B6600 Claims & Judgements	-	-	-	-
177		A_B6650 Other Expense	-	-	-	-
178		A_B6700 Subcontracts	-	-	-	-
179		A_B6900 Depreciation & Amortization	-	-	-	-
180		A_B7000 Capital Expense	-	-	-	-
181		A_B7200 Discontinued Operations	-	-	-	-
182		A_B7500 Other Non Operating Expenses	-	-	-	-
183		A_B7600 Internal Allocations & Sales	-	-	-	-
184		A_B7700 Funding Tranfers	-	-	-	-
185		Total_Expenses Expenses	-	-	-	-
186		Statement of Activities Net Result	-	-	-	-


	A	B	C	D	E	F	
1							
2	O_26303: Material Services						
3	Board of Trustees Report						
4	O_26303: Material Services						
5			FY18		FY19		
6	Fund Class - Source	Summary Level Natural Accounts	Budget	Actual through March	Budget	Variance FY18 Budget to FY19 Budget	
7	FC_105 Unrestricted Operating Class	A_B4000 Tuition & Educational Fees	-	-	-	-	
8		A_B4100 Sales of Goods & Services	-	-	-	-	
9		A_B4300 Grants & Contracts	-	-	-	-	
10		A_43501 Federal Appropriations	-	-	-	-	
11		A_B4400 Other Operating Revenue	(40,000)	(57,865)	(90,000)	(50,000)	
12		A_B5000 Non Operating Revenues	-	-	-	-	
13		A_B5100 Appropriations	(2,000)	-	-	2,000	
14		A_B5300 Gifts	-	-	-	-	
15		A_B5500 Investment Income	-	-	-	-	
16		A_B5600 Other Non Operating Revenues	-	-	-	-	
17			Total Revenue Revenue	(42,000)	(57,865)	(90,000)	(48,000)
18			A_B6000 Salaries, Wages & Benefits	356,676	272,988	153,263	(203,412)
19			A_B6200 Services & Fees	26,937	93,991	2,000	(24,937)
20			A_B6300 Travel	-	-	-	-
21			A_B6400 Supplies	29,497	1,581	18,050	(11,447)
22			A_B6450 Utilities	-	-	-	-
23			A_B6500 Repairs & Maintenance	-	245	1,000	1,000
24			A_B6550 Rentals & Leases	-	96	-	-
25			A_B6575 Interest Expense	-	-	-	-
26			A_B6600 Claims & Judgements	-	-	-	-
27			A_B6650 Other Expense	392	493	1,000	608
28			A_B6700 Subcontracts	-	-	-	-
29			A_B6900 Depreciation & Amortization	-	-	-	-
30			A_B7000 Capital Expense	-	-	-	-
31			A_B7200 Discontinued Operations	-	-	-	-
32			A_B7500 Other Non Operating Expenses	-	-	-	-
33			A_B7600 Internal Allocations & Sales	(43,000)	(15,571)	(39,450)	3,550
34			A_B7700 Funding Transfers	(74,638)	-	-	74,638
35			Total Expenses Expenses	295,864	353,823	135,863	(160,001)
36			Statement of Activities Net Result	253,864	295,958	45,863	(208,001)
37		FC_B20 Designated Op	A_B4000 Tuition & Educational Fees	-	-	-	-
38			A_B4100 Sales of Goods & Services	-	-	-	-
39			A_B4300 Grants & Contracts	-	-	-	-
40			A_43501 Federal Appropriations	-	-	-	-
41			A_B4400 Other Operating Revenue	-	-	-	-
42			A_B5000 Non Operating Revenues	-	-	-	-
43	A_B5100 Appropriations		-	-	-	-	
44	A_B5300 Gifts		-	-	-	-	
45	A_B5500 Investment Income		-	-	-	-	
46	A_B5600 Other Non Operating Revenues		-	-	-	-	
47			Total Revenue Revenue	-	-	-	-
48			A_B6000 Salaries, Wages & Benefits	-	-	-	-
49			A_B6200 Services & Fees	-	-	-	-
50			A_B6300 Travel	-	-	-	-
51			A_B6400 Supplies	-	-	-	-
52			A_B6450 Utilities	-	-	-	-
53			A_B6500 Repairs & Maintenance	-	-	-	-
54			A_B6550 Rentals & Leases	-	-	-	-
55			A_B6575 Interest Expense	-	-	-	-
56			A_B6600 Claims & Judgements	-	-	-	-
57			A_B6650 Other Expense	-	-	-	-
58			A_B6700 Subcontracts	-	-	-	-
59			A_B6900 Depreciation & Amortization	-	-	-	-
60			A_B7000 Capital Expense	-	-	-	-
61			A_B7200 Discontinued Operations	-	-	-	-
62			A_B7500 Other Non Operating Expenses	-	-	-	-
63			A_B7600 Internal Allocations & Sales	-	-	-	-
64			A_B7700 Funding Transfers	-	-	-	-
65			Total Expenses Expenses	-	-	-	-
66			Statement of Activities Net Result	-	-	-	-


	A	B	C	D	E	F
1						
2	O_26303: Material Services					
3	Board of Trustees Report					
4	O_26303: Material Services					
5				FY18	FY19	
6	Fund Class - Source	Summary Level Natural Accounts	Budget	Actual through March	Budget	Variance FY18 Budget to FY19 Budget
67		A_B4000 Tuition & Educational Fees	-	-	-	-
68		A_B4100 Sales of Goods & Services	-	-	-	-
69		A_B4300 Grants & Contracts	-	-	-	-
70		A_43501 Federal Appropriations	-	-	-	-
71		A_B4400 Other Operating Revenue	-	-	-	-
72		A_B5000 Non Operating Revenues	-	-	-	-
73		A_B5100 Appropriations	-	-	-	-
74		A_B5300 Gifts	-	-	-	-
75		A_B5500 Investment Income	-	-	-	-
76		A_B5600 Other Non Operating Revenues	-	-	-	-
77		Total_Revenue Revenue	-	-	-	-
78		A_B6000 Salaries, Wages & Benefits	-	-	-	-
79		A_B6200 Services & Fees	-	-	-	-
80		A_B6300 Travel	-	-	-	-
81	FC_B30 Restr	A_B6400 Supplies	-	-	-	-
82	Expendable Op	A_B6450 Utilities	-	-	-	-
83		A_B6500 Repairs & Maintenance	-	-	-	-
84		A_B6550 Rentals & Leases	-	-	-	-
85		A_B6575 Interest Expense	-	-	-	-
86		A_B6600 Claims & Judgements	-	-	-	-
87		A_B6650 Other Expense	-	-	-	-
88		A_B6700 Subcontracts	-	-	-	-
89		A_B6900 Depreciation & Amortization	-	-	-	-
90		A_B7000 Capital Expense	-	-	-	-
91		A_B7200 Discontinued Operations	-	-	-	-
92		A_B7500 Other Non Operating Expenses	-	-	-	-
93		A_B7600 Internal Allocations & Sales	-	-	-	-
94		A_B7700 Funding Tranfers	-	-	-	-
95		Total_Expenses Expenses	-	-	-	-
96		Statement of Activities Net Result	-	-	-	-
97		A_B4000 Tuition & Educational Fees	-	-	-	-
98		A_B4100 Sales of Goods & Services	-	-	-	-
99		A_B4300 Grants & Contracts	-	-	-	-
100		A_43501 Federal Appropriations	-	-	-	-
101		A_B4400 Other Operating Revenue	-	-	-	-
102		A_B5000 Non Operating Revenues	-	-	-	-
103		A_B5100 Appropriations	-	-	-	-
104		A_B5300 Gifts	-	-	-	-
105		A_B5500 Investment Income	-	-	-	-
106		A_B5600 Other Non Operating Revenues	-	-	-	-
107		Total_Revenue Revenue	-	-	-	-
108		A_B6000 Salaries, Wages & Benefits	-	-	-	-
109		A_B6200 Services & Fees	-	-	-	-
110		A_B6300 Travel	-	-	-	-
111	FC_B35 Restr	A_B6400 Supplies	-	-	-	-
112	Expendable Non Op	A_B6450 Utilities	-	-	-	-
113		A_B6500 Repairs & Maintenance	-	-	-	-
114		A_B6550 Rentals & Leases	-	-	-	-
115		A_B6575 Interest Expense	-	-	-	-
116		A_B6600 Claims & Judgements	-	-	-	-
117		A_B6650 Other Expense	-	-	-	-
118		A_B6700 Subcontracts	-	-	-	-
119		A_B6900 Depreciation & Amortization	-	-	-	-
120		A_B7000 Capital Expense	-	-	-	-
121		A_B7200 Discontinued Operations	-	-	-	-
122		A_B7500 Other Non Operating Expenses	-	-	-	-
123		A_B7600 Internal Allocations & Sales	-	-	-	-
124		A_B7700 Funding Tranfers	-	-	-	-
125		Total_Expenses Expenses	-	-	-	-
126		Statement of Activities Net Result	-	-	-	-

	A	B	C	D	E	F
1						
2	O_26303: Material Services					
3	Board of Trustees Report					
4	O_26303: Material Services					
5			FY18		FY19	
6	Fund Class - Source	Summary Level Natural Accounts	Budget	Actual through March	Budget	Variance FY18 Budget to FY19 Budget
127		A_B4000 Tuition & Educational Fees	-	-	-	-
128		A_B4100 Sales of Goods & Services	-	-	-	-
129		A_B4300 Grants & Contracts	-	-	-	-
130		A_43501 Federal Appropriations	-	-	-	-
131		A_B4400 Other Operating Revenue	-	-	-	-
132		A_B5000 Non Operating Revenues	-	-	-	-
133		A_B5100 Appropriations	-	-	-	-
134		A_B5300 Gifts	-	-	-	-
135		A_B5500 Investment Income	-	-	-	-
136		A_B5600 Other Non Operating Revenues	-	-	-	-
137		Total_Revenue Revenue	-	-	-	-
138		A_B6000 Salaries, Wages & Benefits	-	-	-	-
139		A_B6200 Services & Fees	-	-	-	-
140		A_B6300 Travel	-	-	-	-
141	FC_B40 Restr	A_B6400 Supplies	-	-	-	-
142	Grants	A_B6450 Utilities	-	-	-	-
143		A_B6500 Repairs & Maintenance	-	-	-	-
144		A_B6550 Rentals & Leases	-	-	-	-
145		A_B6575 Interest Expense	-	-	-	-
146		A_B6600 Claims & Judgements	-	-	-	-
147		A_B6650 Other Expense	-	-	-	-
148		A_B6700 Subcontracts	-	-	-	-
149		A_B6900 Depreciation & Amortization	-	-	-	-
150		A_B7000 Capital Expense	-	-	-	-
151		A_B7200 Discontinued Operations	-	-	-	-
152		A_B7500 Other Non Operating Expenses	-	-	-	-
153		A_B7600 Internal Allocations & Sales	-	-	-	-
154		A_B7700 Funding Tranfers	-	-	-	-
155		Total_Expenses Expenses	-	-	-	-
156		Statement of Activities Net Result	-	-	-	-
157		A_B4000 Tuition & Educational Fees	-	-	-	-
158		A_B4100 Sales of Goods & Services	-	-	-	-
159		A_B4300 Grants & Contracts	-	-	-	-
160		A_43501 Federal Appropriations	-	-	-	-
161		A_B4400 Other Operating Revenue	-	-	-	-
162		A_B5000 Non Operating Revenues	-	-	-	-
163		A_B5100 Appropriations	-	-	-	-
164		A_B5300 Gifts	-	-	-	-
165		A_B5500 Investment Income	-	-	-	-
166		A_B5600 Other Non Operating Revenues	-	-	-	-
167		Total_Revenue Revenue	-	-	-	-
168		A_B6000 Salaries, Wages & Benefits	-	-	-	-
169		A_B6200 Services & Fees	-	-	-	-
170		A_B6300 Travel	-	-	-	-
171	FC_B45 Restr	A_B6400 Supplies	-	-	-	-
172	Govt Funds	A_B6450 Utilities	-	-	-	-
173		A_B6500 Repairs & Maintenance	-	-	-	-
174		A_B6550 Rentals & Leases	-	-	-	-
175		A_B6575 Interest Expense	-	-	-	-
176		A_B6600 Claims & Judgements	-	-	-	-
177		A_B6650 Other Expense	-	-	-	-
178		A_B6700 Subcontracts	-	-	-	-
179		A_B6900 Depreciation & Amortization	-	-	-	-
180		A_B7000 Capital Expense	-	-	-	-
181		A_B7200 Discontinued Operations	-	-	-	-
182		A_B7500 Other Non Operating Expenses	-	-	-	-
183		A_B7600 Internal Allocations & Sales	-	-	-	-
184		A_B7700 Funding Tranfers	-	-	-	-
185		Total_Expenses Expenses	-	-	-	-
186		Statement of Activities Net Result	-	-	-	-


	A	B	C	D	E	F	
1							
2	O_26304: Recycling						
3	Board of Trustees Report						
4	O_26304: Recycling						
5			FY18		FY19		
6	Fund Class - Source	Summary Level Natural Accounts	Budget	Actual through March	Budget	Variance FY18 Budget to FY19 Budget	
7	FC_105 Unrestricted Operating Class	A_B4000 Tuition & Educational Fees	(180,000)	-	(180,000)	-	
8		A_B4100 Sales of Goods & Services	-	-	-	-	
9		A_B4300 Grants & Contracts	-	-	-	-	
10		A_43501 Federal Appropriations	-	-	-	-	
11		A_B4400 Other Operating Revenue	(65,000)	(14,658)	(30,000)	35,000	
12		A_B5000 Non Operating Revenues	-	-	-	-	
13		A_B5100 Appropriations	-	-	-	-	
14		A_B5300 Gifts	-	-	-	-	
15		A_B5500 Investment Income	-	-	-	-	
16		A_B5600 Other Non Operating Revenues	-	-	-	-	
17			Total Revenue Revenue	(245,000)	(14,658)	(210,000)	35,000
18			A_B6000 Salaries, Wages & Benefits	156,427	64,896	107,313	(49,114)
19			A_B6200 Services & Fees	3,200	32	6,000	2,800
20			A_B6300 Travel	-	-	500	500
21			A_B6400 Supplies	19,150	-	46,150	27,000
22			A_B6450 Utilities	-	-	-	-
23			A_B6500 Repairs & Maintenance	4,000	738	4,000	-
24			A_B6550 Rentals & Leases	-	-	-	-
25			A_B6575 Interest Expense	-	-	-	-
26			A_B6600 Claims & Judgements	-	-	-	-
27			A_B6650 Other Expense	392	257	500	108
28			A_B6700 Subcontracts	-	-	-	-
29			A_B6900 Depreciation & Amortization	-	-	-	-
30			A_B7000 Capital Expense	-	-	-	-
31			A_B7200 Discontinued Operations	-	-	-	-
32			A_B7500 Other Non Operating Expenses	-	-	-	-
33			A_B7600 Internal Allocations & Sales	-	2,418	7,130	7,130
34			A_B7700 Funding Tranfers	61,831	-	(74,490)	(136,321)
35			Total Expenses Expenses	245,000	68,341	97,103	(147,897)
36			Statement of Activities Net Result	-	53,683	(112,897)	(112,897)
37		FC_B20 Designated Op	A_B4000 Tuition & Educational Fees	-	(193,322)	-	-
38			A_B4100 Sales of Goods & Services	-	-	-	-
39			A_B4300 Grants & Contracts	-	-	-	-
40			A_43501 Federal Appropriations	-	-	-	-
41			A_B4400 Other Operating Revenue	-	-	-	-
42			A_B5000 Non Operating Revenues	-	-	-	-
43	A_B5100 Appropriations		-	-	-	-	
44	A_B5300 Gifts		-	-	-	-	
45	A_B5500 Investment Income		-	-	-	-	
46	A_B5600 Other Non Operating Revenues		-	-	-	-	
47			Total Revenue Revenue	-	(193,322)	-	-
48			A_B6000 Salaries, Wages & Benefits	-	-	-	-
49			A_B6200 Services & Fees	-	-	-	-
50			A_B6300 Travel	-	-	-	-
51			A_B6400 Supplies	-	-	-	-
52			A_B6450 Utilities	-	-	-	-
53			A_B6500 Repairs & Maintenance	-	-	-	-
54			A_B6550 Rentals & Leases	-	-	-	-
55			A_B6575 Interest Expense	-	-	-	-
56			A_B6600 Claims & Judgements	-	-	-	-
57			A_B6650 Other Expense	-	-	-	-
58			A_B6700 Subcontracts	-	-	-	-
59			A_B6900 Depreciation & Amortization	-	-	-	-
60			A_B7000 Capital Expense	-	-	-	-
61			A_B7200 Discontinued Operations	-	-	-	-
62			A_B7500 Other Non Operating Expenses	-	-	-	-
63			A_B7600 Internal Allocations & Sales	-	-	-	-
64			A_B7700 Funding Tranfers	-	-	-	-
65			Total Expenses Expenses	-	-	-	-
66			Statement of Activities Net Result	-	(193,322)	-	-


	A	B	C	D	E	F
1						
2	O_26304: Recycling					
3	Board of Trustees Report					
4	O_26304: Recycling					
5			FY18		FY19	
6	Fund Class - Source	Summary Level Natural Accounts	Budget	Actual through March	Budget	Variance FY18 Budget to FY19 Budget
67		A_B4000 Tuition & Educational Fees	-	-	-	-
68		A_B4100 Sales of Goods & Services	-	-	-	-
69		A_B4300 Grants & Contracts	-	-	-	-
70		A_43501 Federal Appropriations	-	-	-	-
71		A_B4400 Other Operating Revenue	-	-	-	-
72		A_B5000 Non Operating Revenues	-	-	-	-
73		A_B5100 Appropriations	-	-	-	-
74		A_B5300 Gifts	-	-	-	-
75		A_B5500 Investment Income	-	-	-	-
76		A_B5600 Other Non Operating Revenues	-	-	-	-
77		Total_Revenue Revenue	-	-	-	-
78		A_B6000 Salaries, Wages & Benefits	-	-	-	-
79		A_B6200 Services & Fees	-	-	-	-
80		A_B6300 Travel	-	-	-	-
81	FC_B30 Restr	A_B6400 Supplies	-	-	-	-
82	Expendable Op	A_B6450 Utilities	-	-	-	-
83		A_B6500 Repairs & Maintenance	-	-	-	-
84		A_B6550 Rentals & Leases	-	-	-	-
85		A_B6575 Interest Expense	-	-	-	-
86		A_B6600 Claims & Judgements	-	-	-	-
87		A_B6650 Other Expense	-	-	-	-
88		A_B6700 Subcontracts	-	-	-	-
89		A_B6900 Depreciation & Amortization	-	-	-	-
90		A_B7000 Capital Expense	-	-	-	-
91		A_B7200 Discontinued Operations	-	-	-	-
92		A_B7500 Other Non Operating Expenses	-	-	-	-
93		A_B7600 Internal Allocations & Sales	-	-	-	-
94		A_B7700 Funding Tranfers	-	-	-	-
95		Total_Expenses Expenses	-	-	-	-
96		Statement of Activities Net Result	-	-	-	-
97		A_B4000 Tuition & Educational Fees	-	-	-	-
98		A_B4100 Sales of Goods & Services	-	-	-	-
99		A_B4300 Grants & Contracts	-	-	-	-
100		A_43501 Federal Appropriations	-	-	-	-
101		A_B4400 Other Operating Revenue	-	-	-	-
102		A_B5000 Non Operating Revenues	-	-	-	-
103		A_B5100 Appropriations	-	-	-	-
104		A_B5300 Gifts	-	-	-	-
105		A_B5500 Investment Income	-	-	-	-
106		A_B5600 Other Non Operating Revenues	-	-	-	-
107		Total_Revenue Revenue	-	-	-	-
108		A_B6000 Salaries, Wages & Benefits	-	-	-	-
109		A_B6200 Services & Fees	-	-	-	-
110		A_B6300 Travel	-	-	-	-
111	FC_B35 Restr	A_B6400 Supplies	-	-	-	-
112	Expendable Non Op	A_B6450 Utilities	-	-	-	-
113		A_B6500 Repairs & Maintenance	-	-	-	-
114		A_B6550 Rentals & Leases	-	-	-	-
115		A_B6575 Interest Expense	-	-	-	-
116		A_B6600 Claims & Judgements	-	-	-	-
117		A_B6650 Other Expense	-	-	-	-
118		A_B6700 Subcontracts	-	-	-	-
119		A_B6900 Depreciation & Amortization	-	-	-	-
120		A_B7000 Capital Expense	-	-	-	-
121		A_B7200 Discontinued Operations	-	-	-	-
122		A_B7500 Other Non Operating Expenses	-	-	-	-
123		A_B7600 Internal Allocations & Sales	-	-	-	-
124		A_B7700 Funding Tranfers	-	-	-	-
125		Total_Expenses Expenses	-	-	-	-
126		Statement of Activities Net Result	-	-	-	-


	A	B	C	D	E	F
1						
2	O_26304: Recycling					
3	Board of Trustees Report					
4	O_26304: Recycling					
5			FY18		FY19	
6	Fund Class - Source	Summary Level Natural Accounts	Budget	Actual through March	Budget	Variance FY18 Budget to FY19 Budget
127		A_B4000 Tuition & Educational Fees	-	-	-	-
128		A_B4100 Sales of Goods & Services	-	-	-	-
129		A_B4300 Grants & Contracts	-	-	-	-
130		A_43501 Federal Appropriations	-	-	-	-
131		A_B4400 Other Operating Revenue	-	-	-	-
132		A_B5000 Non Operating Revenues	-	-	-	-
133		A_B5100 Appropriations	-	-	-	-
134		A_B5300 Gifts	-	-	-	-
135		A_B5500 Investment Income	-	-	-	-
136		A_B5600 Other Non Operating Revenues	-	-	-	-
137		Total_Revenue Revenue	-	-	-	-
138		A_B6000 Salaries, Wages & Benefits	-	-	-	-
139		A_B6200 Services & Fees	-	-	-	-
140		A_B6300 Travel	-	-	-	-
141	FC_B40 Restr	A_B6400 Supplies	-	-	-	-
142	Grants	A_B6450 Utilities	-	-	-	-
143		A_B6500 Repairs & Maintenance	-	-	-	-
144		A_B6550 Rentals & Leases	-	-	-	-
145		A_B6575 Interest Expense	-	-	-	-
146		A_B6600 Claims & Judgements	-	-	-	-
147		A_B6650 Other Expense	-	-	-	-
148		A_B6700 Subcontracts	-	-	-	-
149		A_B6900 Depreciation & Amortization	-	-	-	-
150		A_B7000 Capital Expense	-	-	-	-
151		A_B7200 Discontinued Operations	-	-	-	-
152		A_B7500 Other Non Operating Expenses	-	-	-	-
153		A_B7600 Internal Allocations & Sales	-	-	-	-
154		A_B7700 Funding Tranfers	-	-	-	-
155		Total_Expenses Expenses	-	-	-	-
156		Statement of Activities Net Result	-	-	-	-
157		A_B4000 Tuition & Educational Fees	-	-	-	-
158		A_B4100 Sales of Goods & Services	-	-	-	-
159		A_B4300 Grants & Contracts	-	-	-	-
160		A_43501 Federal Appropriations	-	-	-	-
161		A_B4400 Other Operating Revenue	-	-	-	-
162		A_B5000 Non Operating Revenues	-	-	-	-
163		A_B5100 Appropriations	-	-	-	-
164		A_B5300 Gifts	-	-	-	-
165		A_B5500 Investment Income	-	-	-	-
166		A_B5600 Other Non Operating Revenues	-	-	-	-
167		Total_Revenue Revenue	-	-	-	-
168		A_B6000 Salaries, Wages & Benefits	-	-	-	-
169		A_B6200 Services & Fees	-	-	-	-
170		A_B6300 Travel	-	-	-	-
171	FC_B45 Restr	A_B6400 Supplies	-	-	-	-
172	Govt Funds	A_B6450 Utilities	-	-	-	-
173		A_B6500 Repairs & Maintenance	-	-	-	-
174		A_B6550 Rentals & Leases	-	-	-	-
175		A_B6575 Interest Expense	-	-	-	-
176		A_B6600 Claims & Judgements	-	-	-	-
177		A_B6650 Other Expense	-	-	-	-
178		A_B6700 Subcontracts	-	-	-	-
179		A_B6900 Depreciation & Amortization	-	-	-	-
180		A_B7000 Capital Expense	-	-	-	-
181		A_B7200 Discontinued Operations	-	-	-	-
182		A_B7500 Other Non Operating Expenses	-	-	-	-
183		A_B7600 Internal Allocations & Sales	-	-	-	-
184		A_B7700 Funding Tranfers	-	-	-	-
185		Total_Expenses Expenses	-	-	-	-
186		Statement of Activities Net Result	-	-	-	-


	A	B	C	D	E	F	
1							
2	O_26305: Shipping & Receiving						
3	Board of Trustees Report						
4	O_26305: Shipping & Receiving						
5			FY18		FY19		
6	Fund Class - Source	Summary Level Natural Accounts	Budget	Actual through March	Budget	Variance FY18 Budget to FY19 Budget	
7	FC_105 Unrestricted Operating Class	A_B4000 Tuition & Educational Fees	-	-	-	-	
8		A_B4100 Sales of Goods & Services	-	-	-	-	
9		A_B4300 Grants & Contracts	-	-	-	-	
10		A_43501 Federal Appropriations	-	-	-	-	
11		A_B4400 Other Operating Revenue	47,850	(230)	-	(47,850)	
12		A_B5000 Non Operating Revenues	-	-	-	-	
13		A_B5100 Appropriations	-	-	-	-	
14		A_B5300 Gifts	-	-	-	-	
15		A_B5500 Investment Income	-	-	-	-	
16		A_B5600 Other Non Operating Revenues	-	-	-	-	
17			Total_Revenue Revenue	47,850	(230)	-	(47,850)
18			A_B6000 Salaries, Wages & Benefits	170,409	107,537	95,344	(75,065)
19			A_B6200 Services & Fees	4,300	-	375	(3,925)
20			A_B6300 Travel	-	-	-	-
21			A_B6400 Supplies	6,700	53,313	78,200	71,500
22			A_B6450 Utilities	-	-	-	-
23			A_B6500 Repairs & Maintenance	2,500	-	2,500	-
24			A_B6550 Rentals & Leases	-	-	-	-
25			A_B6575 Interest Expense	-	-	-	-
26			A_B6600 Claims & Judgements	-	-	-	-
27			A_B6650 Other Expense	1,010	-	1,000	(10)
28			A_B6700 Subcontracts	-	-	-	-
29			A_B6900 Depreciation & Amortization	-	-	-	-
30			A_B7000 Capital Expense	-	-	-	-
31			A_B7200 Discontinued Operations	-	-	-	-
32			A_B7500 Other Non Operating Expenses	-	-	-	-
33			A_B7600 Internal Allocations & Sales	(55,000)	(28,421)	(60,285)	(5,285)
34			A_B7700 Funding Tranfers	(2,785)	-	-	2,785
35			Total_Expenses Expenses	127,134	132,428	117,134	(10,000)
36			Statement of Activities Net Result	174,984	132,199	117,134	(57,850)
37		FC_B20 Designated Op	A_B4000 Tuition & Educational Fees	-	-	-	-
38			A_B4100 Sales of Goods & Services	-	-	-	-
39			A_B4300 Grants & Contracts	-	-	-	-
40			A_43501 Federal Appropriations	-	-	-	-
41			A_B4400 Other Operating Revenue	-	-	-	-
42			A_B5000 Non Operating Revenues	-	-	-	-
43	A_B5100 Appropriations		-	-	-	-	
44	A_B5300 Gifts		-	-	-	-	
45	A_B5500 Investment Income		-	-	-	-	
46	A_B5600 Other Non Operating Revenues		-	-	-	-	
47			Total_Revenue Revenue	-	-	-	-
48			A_B6000 Salaries, Wages & Benefits	-	-	-	-
49			A_B6200 Services & Fees	-	-	-	-
50			A_B6300 Travel	-	-	-	-
51			A_B6400 Supplies	-	-	-	-
52			A_B6450 Utilities	-	-	-	-
53			A_B6500 Repairs & Maintenance	-	-	-	-
54			A_B6550 Rentals & Leases	-	-	-	-
55			A_B6575 Interest Expense	-	-	-	-
56			A_B6600 Claims & Judgements	-	-	-	-
57			A_B6650 Other Expense	-	-	-	-
58			A_B6700 Subcontracts	-	-	-	-
59			A_B6900 Depreciation & Amortization	-	-	-	-
60			A_B7000 Capital Expense	-	-	-	-
61			A_B7200 Discontinued Operations	-	-	-	-
62			A_B7500 Other Non Operating Expenses	-	-	-	-
63			A_B7600 Internal Allocations & Sales	-	-	-	-
64			A_B7700 Funding Tranfers	-	-	-	-
65			Total_Expenses Expenses	-	-	-	-
66			Statement of Activities Net Result	-	-	-	-


	A	B	C	D	E	F
1						
2	O_26305: Shipping & Receiving					
3	Board of Trustees Report					
4	O_26305: Shipping & Receiving					
5			FY18		FY19	
6	Fund Class - Source	Summary Level Natural Accounts	Budget	Actual through March	Budget	Variance FY18 Budget to FY19 Budget
67		A_B4000 Tuition & Educational Fees	-	-	-	-
68		A_B4100 Sales of Goods & Services	-	-	-	-
69		A_B4300 Grants & Contracts	-	-	-	-
70		A_43501 Federal Appropriations	-	-	-	-
71		A_B4400 Other Operating Revenue	-	-	-	-
72		A_B5000 Non Operating Revenues	-	-	-	-
73		A_B5100 Appropriations	-	-	-	-
74		A_B5300 Gifts	-	-	-	-
75		A_B5500 Investment Income	-	-	-	-
76		A_B5600 Other Non Operating Revenues	-	-	-	-
77		Total_Revenue Revenue	-	-	-	-
78		A_B6000 Salaries, Wages & Benefits	-	-	-	-
79		A_B6200 Services & Fees	-	-	-	-
80		A_B6300 Travel	-	-	-	-
81	FC_B30 Restr	A_B6400 Supplies	-	-	-	-
82	Expendable Op	A_B6450 Utilities	-	-	-	-
83		A_B6500 Repairs & Maintenance	-	-	-	-
84		A_B6550 Rentals & Leases	-	-	-	-
85		A_B6575 Interest Expense	-	-	-	-
86		A_B6600 Claims & Judgements	-	-	-	-
87		A_B6650 Other Expense	-	-	-	-
88		A_B6700 Subcontracts	-	-	-	-
89		A_B6900 Depreciation & Amortization	-	-	-	-
90		A_B7000 Capital Expense	-	-	-	-
91		A_B7200 Discontinued Operations	-	-	-	-
92		A_B7500 Other Non Operating Expenses	-	-	-	-
93		A_B7600 Internal Allocations & Sales	-	-	-	-
94		A_B7700 Funding Tranfers	-	-	-	-
95		Total_Expenses Expenses	-	-	-	-
96		Statement of Activities Net Result	-	-	-	-
97		A_B4000 Tuition & Educational Fees	-	-	-	-
98		A_B4100 Sales of Goods & Services	-	-	-	-
99		A_B4300 Grants & Contracts	-	-	-	-
100		A_43501 Federal Appropriations	-	-	-	-
101		A_B4400 Other Operating Revenue	-	-	-	-
102		A_B5000 Non Operating Revenues	-	-	-	-
103		A_B5100 Appropriations	-	-	-	-
104		A_B5300 Gifts	-	-	-	-
105		A_B5500 Investment Income	-	-	-	-
106		A_B5600 Other Non Operating Revenues	-	-	-	-
107		Total_Revenue Revenue	-	-	-	-
108		A_B6000 Salaries, Wages & Benefits	-	-	-	-
109		A_B6200 Services & Fees	-	-	-	-
110		A_B6300 Travel	-	-	-	-
111	FC_B35 Restr	A_B6400 Supplies	-	-	-	-
112	Expendable Non Op	A_B6450 Utilities	-	-	-	-
113		A_B6500 Repairs & Maintenance	-	-	-	-
114		A_B6550 Rentals & Leases	-	-	-	-
115		A_B6575 Interest Expense	-	-	-	-
116		A_B6600 Claims & Judgements	-	-	-	-
117		A_B6650 Other Expense	-	-	-	-
118		A_B6700 Subcontracts	-	-	-	-
119		A_B6900 Depreciation & Amortization	-	-	-	-
120		A_B7000 Capital Expense	-	-	-	-
121		A_B7200 Discontinued Operations	-	-	-	-
122		A_B7500 Other Non Operating Expenses	-	-	-	-
123		A_B7600 Internal Allocations & Sales	-	-	-	-
124		A_B7700 Funding Tranfers	-	-	-	-
125		Total_Expenses Expenses	-	-	-	-
126		Statement of Activities Net Result	-	-	-	-

	A	B	C	D	E	F
1						
2	O_26305: Shipping & Receiving					
3	Board of Trustees Report					
4	O_26305: Shipping & Receiving					
5			FY18		FY19	
6	Fund Class - Source	Summary Level Natural Accounts	Budget	Actual through March	Budget	Variance FY18 Budget to FY19 Budget
127		A_B4000 Tuition & Educational Fees	-	-	-	-
128		A_B4100 Sales of Goods & Services	-	-	-	-
129		A_B4300 Grants & Contracts	-	-	-	-
130		A_43501 Federal Appropriations	-	-	-	-
131		A_B4400 Other Operating Revenue	-	-	-	-
132		A_B5000 Non Operating Revenues	-	-	-	-
133		A_B5100 Appropriations	-	-	-	-
134		A_B5300 Gifts	-	-	-	-
135		A_B5500 Investment Income	-	-	-	-
136		A_B5600 Other Non Operating Revenues	-	-	-	-
137		Total_Revenue Revenue	-	-	-	-
138		A_B6000 Salaries, Wages & Benefits	-	-	-	-
139		A_B6200 Services & Fees	-	-	-	-
140		A_B6300 Travel	-	-	-	-
141	FC_B40 Restr	A_B6400 Supplies	-	-	-	-
142	Grants	A_B6450 Utilities	-	-	-	-
143		A_B6500 Repairs & Maintenance	-	-	-	-
144		A_B6550 Rentals & Leases	-	-	-	-
145		A_B6575 Interest Expense	-	-	-	-
146		A_B6600 Claims & Judgements	-	-	-	-
147		A_B6650 Other Expense	-	-	-	-
148		A_B6700 Subcontracts	-	-	-	-
149		A_B6900 Depreciation & Amortization	-	-	-	-
150		A_B7000 Capital Expense	-	-	-	-
151		A_B7200 Discontinued Operations	-	-	-	-
152		A_B7500 Other Non Operating Expenses	-	-	-	-
153		A_B7600 Internal Allocations & Sales	-	-	-	-
154		A_B7700 Funding Tranfers	-	-	-	-
155		Total_Expenses Expenses	-	-	-	-
156		Statement of Activities Net Result	-	-	-	-
157		A_B4000 Tuition & Educational Fees	-	-	-	-
158		A_B4100 Sales of Goods & Services	-	-	-	-
159		A_B4300 Grants & Contracts	-	-	-	-
160		A_43501 Federal Appropriations	-	-	-	-
161		A_B4400 Other Operating Revenue	-	-	-	-
162		A_B5000 Non Operating Revenues	-	-	-	-
163		A_B5100 Appropriations	-	-	-	-
164		A_B5300 Gifts	-	-	-	-
165		A_B5500 Investment Income	-	-	-	-
166		A_B5600 Other Non Operating Revenues	-	-	-	-
167		Total_Revenue Revenue	-	-	-	-
168		A_B6000 Salaries, Wages & Benefits	-	-	-	-
169		A_B6200 Services & Fees	-	-	-	-
170		A_B6300 Travel	-	-	-	-
171	FC_B45 Restr	A_B6400 Supplies	-	-	-	-
172	Govt Funds	A_B6450 Utilities	-	-	-	-
173		A_B6500 Repairs & Maintenance	-	-	-	-
174		A_B6550 Rentals & Leases	-	-	-	-
175		A_B6575 Interest Expense	-	-	-	-
176		A_B6600 Claims & Judgements	-	-	-	-
177		A_B6650 Other Expense	-	-	-	-
178		A_B6700 Subcontracts	-	-	-	-
179		A_B6900 Depreciation & Amortization	-	-	-	-
180		A_B7000 Capital Expense	-	-	-	-
181		A_B7200 Discontinued Operations	-	-	-	-
182		A_B7500 Other Non Operating Expenses	-	-	-	-
183		A_B7600 Internal Allocations & Sales	-	-	-	-
184		A_B7700 Funding Tranfers	-	-	-	-
185		Total_Expenses Expenses	-	-	-	-
186		Statement of Activities Net Result	-	-	-	-

	A	B	C	D	E	F	
1							
2	O_26401: Jacoby Golf Course						
3	Board of Trustees Report						
4	O_26401: Jacoby Golf Course						
5			FY18		FY19		
6	Fund Class - Source	Summary Level Natural Accounts	Budget	Actual through March	Budget	Variance FY18 Budget to FY19 Budget	
7	FC_105 Unrestricted Operating Class	A_B4000 Tuition & Educational Fees	-	-	-	-	
8		A_B4100 Sales of Goods & Services	(138,000)	(138,369)	(645,000)	(507,000)	
9		A_B4300 Grants & Contracts	-	-	-	-	
10		A_43501 Federal Appropriations	-	-	-	-	
11		A_B4400 Other Operating Revenue	(402,645)	(31,432)	(31,000)	371,645	
12		A_B5000 Non Operating Revenues	-	-	-	-	
13		A_B5100 Appropriations	-	-	-	-	
14		A_B5300 Gifts	-	-	-	-	
15		A_B5500 Investment Income	-	-	-	-	
16		A_B5600 Other Non Operating Revenues	(70,000)	-	-	70,000	
17		Total Revenue Revenue	(610,645)	(169,801)	(676,000)	(65,355)	
18		A_B6000 Salaries, Wages & Benefits	370,731	231,936	354,872	(15,859)	
19		A_B6200 Services & Fees	14,125	62	6,700	(7,425)	
20		A_B6300 Travel	1,000	1,379	2,000	1,000	
21		A_B6400 Supplies	88,800	17,582	175,000	86,200	
22		A_B6450 Utilities	118,250	3,778	8,250	(110,000)	
23		A_B6500 Repairs & Maintenance	55,300	30,570	45,800	(9,500)	
24		A_B6550 Rentals & Leases	10,100	9,755	15,000	4,900	
25		A_B6575 Interest Expense	-	-	-	-	
26		A_B6600 Claims & Judgements	-	-	-	-	
27		A_B6650 Other Expense	14,100	14,914	27,100	13,000	
28		A_B6700 Subcontracts	-	-	-	-	
29		A_B6900 Depreciation & Amortization	-	-	-	-	
30		A_B7000 Capital Expense	-	-	-	-	
31		A_B7200 Discontinued Operations	-	-	-	-	
32		A_B7500 Other Non Operating Expenses	-	-	-	-	
33		A_B7600 Internal Allocations & Sales	(35,000)	18,870	29,215	64,215	
34		A_B7700 Funding Trfers	(26,846)	-	-	26,846	
35		Total Expenses Expenses	610,560	328,846	663,937	53,377	
36		Statement of Activities Net Result	(85)	159,045	(12,063)	(11,978)	
37		FC_B20 Designated Op	A_B4000 Tuition & Educational Fees	-	-	-	-
38			A_B4100 Sales of Goods & Services	-	-	-	-
39			A_B4300 Grants & Contracts	-	-	-	-
40			A_43501 Federal Appropriations	-	-	-	-
41			A_B4400 Other Operating Revenue	-	-	-	-
42			A_B5000 Non Operating Revenues	-	-	-	-
43	A_B5100 Appropriations		-	-	-	-	
44	A_B5300 Gifts		-	-	-	-	
45	A_B5500 Investment Income		-	-	-	-	
46	A_B5600 Other Non Operating Revenues		-	-	-	-	
47	Total Revenue Revenue		-	-	-	-	
48	A_B6000 Salaries, Wages & Benefits		-	-	-	-	
49	A_B6200 Services & Fees		-	-	-	-	
50	A_B6300 Travel		-	-	-	-	
51	A_B6400 Supplies		-	-	-	-	
52	A_B6450 Utilities		-	-	-	-	
53	A_B6500 Repairs & Maintenance		-	-	-	-	
54	A_B6550 Rentals & Leases		-	-	-	-	
55	A_B6575 Interest Expense		-	-	-	-	
56	A_B6600 Claims & Judgements		-	-	-	-	
57	A_B6650 Other Expense		-	-	-	-	
58	A_B6700 Subcontracts		-	-	-	-	
59	A_B6900 Depreciation & Amortization		-	-	-	-	
60	A_B7000 Capital Expense		-	-	-	-	
61	A_B7200 Discontinued Operations		-	-	-	-	
62	A_B7500 Other Non Operating Expenses		-	-	-	-	
63	A_B7600 Internal Allocations & Sales		-	-	-	-	
64	A_B7700 Funding Trfers		-	-	-	-	
65	Total Expenses Expenses		-	-	-	-	
66	Statement of Activities Net Result		-	-	-	-	


	A	B	C	D	E	F
1						
2	O_26401: Jacoby Golf Course					
3	Board of Trustees Report					
4	O_26401: Jacoby Golf Course					
5			FY18		FY19	
6	Fund Class - Source	Summary Level Natural Accounts	Budget	Actual through March	Budget	Variance FY18 Budget to FY19 Budget
67		A_B4000 Tuition & Educational Fees	-	-	-	-
68		A_B4100 Sales of Goods & Services	-	-	-	-
69		A_B4300 Grants & Contracts	-	-	-	-
70		A_43501 Federal Appropriations	-	-	-	-
71		A_B4400 Other Operating Revenue	-	-	-	-
72		A_B5000 Non Operating Revenues	-	-	-	-
73		A_B5100 Appropriations	-	-	-	-
74		A_B5300 Gifts	-	-	-	-
75		A_B5500 Investment Income	-	-	-	-
76		A_B5600 Other Non Operating Revenues	-	-	-	-
77		Total Revenue Revenue	-	-	-	-
78		A_B6000 Salaries, Wages & Benefits	-	-	-	-
79		A_B6200 Services & Fees	-	-	-	-
80		A_B6300 Travel	-	-	-	-
81	FC_B30 Restr	A_B6400 Supplies	-	-	-	-
82	Expendable Op	A_B6450 Utilities	-	-	-	-
83		A_B6500 Repairs & Maintenance	-	-	-	-
84		A_B6550 Rentals & Leases	-	-	-	-
85		A_B6575 Interest Expense	-	-	-	-
86		A_B6600 Claims & Judgements	-	-	-	-
87		A_B6650 Other Expense	-	-	-	-
88		A_B6700 Subcontracts	-	-	-	-
89		A_B6900 Depreciation & Amortization	-	-	-	-
90		A_B7000 Capital Expense	-	-	-	-
91		A_B7200 Discontinued Operations	-	-	-	-
92		A_B7500 Other Non Operating Expenses	-	-	-	-
93		A_B7600 Internal Allocations & Sales	-	-	-	-
94		A_B7700 Funding Tranfers	-	-	-	-
95		Total Expenses Expenses	-	-	-	-
96		Statement of Activities Net Result	-	-	-	-
97		A_B4000 Tuition & Educational Fees	-	-	-	-
98		A_B4100 Sales of Goods & Services	-	-	-	-
99		A_B4300 Grants & Contracts	-	-	-	-
100		A_43501 Federal Appropriations	-	-	-	-
101		A_B4400 Other Operating Revenue	-	-	-	-
102		A_B5000 Non Operating Revenues	-	-	-	-
103		A_B5100 Appropriations	-	-	-	-
104		A_B5300 Gifts	-	-	-	-
105		A_B5500 Investment Income	-	-	-	-
106		A_B5600 Other Non Operating Revenues	-	-	-	-
107		Total Revenue Revenue	-	-	-	-
108		A_B6000 Salaries, Wages & Benefits	-	-	-	-
109		A_B6200 Services & Fees	-	-	-	-
110		A_B6300 Travel	-	-	-	-
111	FC_B35 Restr	A_B6400 Supplies	-	-	-	-
112	Expendable Non Op	A_B6450 Utilities	-	-	-	-
113		A_B6500 Repairs & Maintenance	-	-	-	-
114		A_B6550 Rentals & Leases	-	-	-	-
115		A_B6575 Interest Expense	-	-	-	-
116		A_B6600 Claims & Judgements	-	-	-	-
117		A_B6650 Other Expense	-	-	-	-
118		A_B6700 Subcontracts	-	-	-	-
119		A_B6900 Depreciation & Amortization	-	-	-	-
120		A_B7000 Capital Expense	-	-	-	-
121		A_B7200 Discontinued Operations	-	-	-	-
122		A_B7500 Other Non Operating Expenses	-	-	-	-
123		A_B7600 Internal Allocations & Sales	-	-	-	-
124		A_B7700 Funding Tranfers	-	-	-	-
125		Total Expenses Expenses	-	-	-	-
126		Statement of Activities Net Result	-	-	-	-

	A	B	C	D	E	F
1						
2	O_26401: Jacoby Golf Course					
3	Board of Trustees Report					
4	O_26401: Jacoby Golf Course					
5			FY18		FY19	
6	Fund Class - Source	Summary Level Natural Accounts	Budget	Actual through March	Budget	Variance FY18 Budget to FY19 Budget
127		A_B4000 Tuition & Educational Fees	-	-	-	-
128		A_B4100 Sales of Goods & Services	-	-	-	-
129		A_B4300 Grants & Contracts	-	-	-	-
130		A_43501 Federal Appropriations	-	-	-	-
131		A_B4400 Other Operating Revenue	-	-	-	-
132		A_B5000 Non Operating Revenues	-	-	-	-
133		A_B5100 Appropriations	-	-	-	-
134		A_B5300 Gifts	-	-	-	-
135		A_B5500 Investment Income	-	-	-	-
136		A_B5600 Other Non Operating Revenues	-	-	-	-
137		Total_Revenue Revenue	-	-	-	-
138		A_B6000 Salaries, Wages & Benefits	-	-	-	-
139		A_B6200 Services & Fees	-	-	-	-
140		A_B6300 Travel	-	-	-	-
141	FC_B40 Restr	A_B6400 Supplies	-	-	-	-
142	Grants	A_B6450 Utilities	-	-	-	-
143		A_B6500 Repairs & Maintenance	-	-	-	-
144		A_B6550 Rentals & Leases	-	-	-	-
145		A_B6575 Interest Expense	-	-	-	-
146		A_B6600 Claims & Judgements	-	-	-	-
147		A_B6650 Other Expense	-	-	-	-
148		A_B6700 Subcontracts	-	-	-	-
149		A_B6900 Depreciation & Amortization	-	-	-	-
150		A_B7000 Capital Expense	-	-	-	-
151		A_B7200 Discontinued Operations	-	-	-	-
152		A_B7500 Other Non Operating Expenses	-	-	-	-
153		A_B7600 Internal Allocations & Sales	-	-	-	-
154		A_B7700 Funding Tranfers	-	-	-	-
155		Total_Expenses Expenses	-	-	-	-
156		Statement of Activities Net Result	-	-	-	-
157		A_B4000 Tuition & Educational Fees	-	-	-	-
158		A_B4100 Sales of Goods & Services	-	-	-	-
159		A_B4300 Grants & Contracts	-	-	-	-
160		A_43501 Federal Appropriations	-	-	-	-
161		A_B4400 Other Operating Revenue	-	-	-	-
162		A_B5000 Non Operating Revenues	-	-	-	-
163		A_B5100 Appropriations	-	-	-	-
164		A_B5300 Gifts	-	-	-	-
165		A_B5500 Investment Income	-	-	-	-
166		A_B5600 Other Non Operating Revenues	-	-	-	-
167		Total_Revenue Revenue	-	-	-	-
168		A_B6000 Salaries, Wages & Benefits	-	-	-	-
169		A_B6200 Services & Fees	-	-	-	-
170		A_B6300 Travel	-	-	-	-
171	FC_B45 Restr	A_B6400 Supplies	-	-	-	-
172	Govt Funds	A_B6450 Utilities	-	-	-	-
173		A_B6500 Repairs & Maintenance	-	-	-	-
174		A_B6550 Rentals & Leases	-	-	-	-
175		A_B6575 Interest Expense	-	-	-	-
176		A_B6600 Claims & Judgements	-	-	-	-
177		A_B6650 Other Expense	-	-	-	-
178		A_B6700 Subcontracts	-	-	-	-
179		A_B6900 Depreciation & Amortization	-	-	-	-
180		A_B7000 Capital Expense	-	-	-	-
181		A_B7200 Discontinued Operations	-	-	-	-
182		A_B7500 Other Non Operating Expenses	-	-	-	-
183		A_B7600 Internal Allocations & Sales	-	-	-	-
184		A_B7700 Funding Tranfers	-	-	-	-
185		Total_Expenses Expenses	-	-	-	-
186		Statement of Activities Net Result	-	-	-	-


	A	B	C	D	E	F	
1							
2	O_26501: Facilities Construction Mgt						
3	Board of Trustees Report						
4	O_26501: Facilities Construction Mgt						
5			FY18		FY19		
6	Fund Class - Source	Summary Level Natural Accounts	Budget	Actual through March	Budget	Variance FY18 Budget to FY19 Budget	
7	FC_105 Unrestricted Operating Class	A_B4000 Tuition & Educational Fees	-	-	-	-	
8		A_B4100 Sales of Goods & Services	-	-	-	-	
9		A_B4300 Grants & Contracts	-	-	-	-	
10		A_43501 Federal Appropriations	-	-	-	-	
11		A_B4400 Other Operating Revenue	-	-	-	-	
12		A_B5000 Non Operating Revenues	-	-	-	-	
13		A_B5100 Appropriations	-	-	-	-	
14		A_B5300 Gifts	-	-	-	-	
15		A_B5500 Investment Income	(100)	-	-	100	
16		A_B5600 Other Non Operating Revenues	-	-	-	-	
17		Total_Revenue Revenue	(100)	-	-	100	
18		A_B6000 Salaries, Wages & Benefits	498,891	252,130	516,022	17,131	
19		A_B6200 Services & Fees	6,000	278,652	2,500	(3,500)	
20		A_B6300 Travel	1,000	69	1,000	-	
21		A_B6400 Supplies	16,564	518	13,600	(2,964)	
22		A_B6450 Utilities	-	-	-	-	
23		A_B6500 Repairs & Maintenance	30,000	337,207	20,000	(10,000)	
24		A_B6550 Rentals & Leases	-	-	-	-	
25		A_B6575 Interest Expense	-	-	-	-	
26		A_B6600 Claims & Judgements	-	-	-	-	
27		A_B6650 Other Expense	500	290	3,450	2,950	
28		A_B6700 Subcontracts	-	-	-	-	
29		A_B6900 Depreciation & Amortization	-	-	-	-	
30		A_B7000 Capital Expense	-	219,989	-	-	
31		A_B7200 Discontinued Operations	-	-	-	-	
32		A_B7500 Other Non Operating Expenses	-	-	-	-	
33		A_B7600 Internal Allocations & Sales	(180,000)	(32,429)	(85,500)	94,500	
34		A_B7700 Funding Tranfers	-	-	-	-	
35		Total_Expenses Expenses	372,955	1,056,427	471,072	98,117	
36		Statement of Activities Net Result	372,855	1,056,427	471,072	98,217	
37		FC_B20 Designated Op	A_B4000 Tuition & Educational Fees	-	-	-	-
38			A_B4100 Sales of Goods & Services	-	-	-	-
39			A_B4300 Grants & Contracts	-	-	-	-
40			A_43501 Federal Appropriations	-	-	-	-
41			A_B4400 Other Operating Revenue	-	-	-	-
42			A_B5000 Non Operating Revenues	-	-	-	-
43	A_B5100 Appropriations		-	-	-	-	
44	A_B5300 Gifts		-	-	-	-	
45	A_B5500 Investment Income		-	-	-	-	
46	A_B5600 Other Non Operating Revenues		-	-	-	-	
47	Total_Revenue Revenue		-	-	-	-	
48	A_B6000 Salaries, Wages & Benefits		-	-	-	-	
49	A_B6200 Services & Fees		-	-	-	-	
50	A_B6300 Travel		-	-	-	-	
51	A_B6400 Supplies		-	-	-	-	
52	A_B6450 Utilities		-	-	-	-	
53	A_B6500 Repairs & Maintenance		-	-	-	-	
54	A_B6550 Rentals & Leases		-	-	-	-	
55	A_B6575 Interest Expense		-	-	-	-	
56	A_B6600 Claims & Judgements		-	-	-	-	
57	A_B6650 Other Expense		-	-	-	-	
58	A_B6700 Subcontracts		-	-	-	-	
59	A_B6900 Depreciation & Amortization		-	-	-	-	
60	A_B7000 Capital Expense		-	-	-	-	
61	A_B7200 Discontinued Operations		-	-	-	-	
62	A_B7500 Other Non Operating Expenses		-	-	-	-	
63	A_B7600 Internal Allocations & Sales		-	-	-	-	
64	A_B7700 Funding Tranfers		-	-	-	-	
65	Total_Expenses Expenses		-	-	-	-	
66	Statement of Activities Net Result		-	-	-	-	


	A	B	C	D	E	F
1						
2	O_26501: Facilities Construction Mgt					
3	Board of Trustees Report					
4	O_26501: Facilities Construction Mgt					
5				FY18	FY19	
6	Fund Class - Source	Summary Level Natural Accounts	Budget	Actual through March	Budget	Variance FY18 Budget to FY19 Budget
67		A_B4000 Tuition & Educational Fees	-	-	-	-
68		A_B4100 Sales of Goods & Services	-	-	-	-
69		A_B4300 Grants & Contracts	-	-	-	-
70		A_43501 Federal Appropriations	-	-	-	-
71		A_B4400 Other Operating Revenue	-	-	-	-
72		A_B5000 Non Operating Revenues	-	-	-	-
73		A_B5100 Appropriations	-	-	-	-
74		A_B5300 Gifts	-	-	-	-
75		A_B5500 Investment Income	-	-	-	-
76		A_B5600 Other Non Operating Revenues	-	-	-	-
77		Total_Revenue Revenue	-	-	-	-
78		A_B6000 Salaries, Wages & Benefits	-	-	-	-
79		A_B6200 Services & Fees	-	781	-	-
80		A_B6300 Travel	-	-	-	-
81	FC_B30 Restr	A_B6400 Supplies	-	-	-	-
82	Expendable Op	A_B6450 Utilities	-	-	-	-
83		A_B6500 Repairs & Maintenance	-	-	-	-
84		A_B6550 Rentals & Leases	-	-	-	-
85		A_B6575 Interest Expense	-	-	-	-
86		A_B6600 Claims & Judgements	-	-	-	-
87		A_B6650 Other Expense	-	-	-	-
88		A_B6700 Subcontracts	-	-	-	-
89		A_B6900 Depreciation & Amortization	-	-	-	-
90		A_B7000 Capital Expense	-	-	-	-
91		A_B7200 Discontinued Operations	-	-	-	-
92		A_B7500 Other Non Operating Expenses	-	-	-	-
93		A_B7600 Internal Allocations & Sales	-	2,132	-	-
94		A_B7700 Funding Tranfers	-	-	-	-
95		Total_Expenses Expenses	-	2,913	-	-
96		Statement of Activities Net Result	-	2,913	-	-
97		A_B4000 Tuition & Educational Fees	-	-	-	-
98		A_B4100 Sales of Goods & Services	-	-	-	-
99		A_B4300 Grants & Contracts	-	-	-	-
100		A_43501 Federal Appropriations	-	-	-	-
101		A_B4400 Other Operating Revenue	-	-	-	-
102		A_B5000 Non Operating Revenues	-	-	-	-
103		A_B5100 Appropriations	-	-	-	-
104		A_B5300 Gifts	-	(332,633)	-	-
105		A_B5500 Investment Income	-	-	-	-
106		A_B5600 Other Non Operating Revenues	-	-	-	-
107		Total_Revenue Revenue	-	(332,633)	-	-
108		A_B6000 Salaries, Wages & Benefits	-	-	-	-
109		A_B6200 Services & Fees	-	-	-	-
110		A_B6300 Travel	-	-	-	-
111	FC_B35 Restr	A_B6400 Supplies	-	-	-	-
112	Expendable	A_B6450 Utilities	-	-	-	-
113	Non Op	A_B6500 Repairs & Maintenance	-	-	-	-
114		A_B6550 Rentals & Leases	-	-	-	-
115		A_B6575 Interest Expense	-	-	-	-
116		A_B6600 Claims & Judgements	-	-	-	-
117		A_B6650 Other Expense	-	-	-	-
118		A_B6700 Subcontracts	-	-	-	-
119		A_B6900 Depreciation & Amortization	-	-	-	-
120		A_B7000 Capital Expense	-	1,357,012	-	-
121		A_B7200 Discontinued Operations	-	-	-	-
122		A_B7500 Other Non Operating Expenses	-	-	-	-
123		A_B7600 Internal Allocations & Sales	-	-	-	-
124		A_B7700 Funding Tranfers	-	-	-	-
125		Total_Expenses Expenses	-	1,357,012	-	-
126		Statement of Activities Net Result	-	1,024,379	-	-

	A	B	C	D	E	F	
1							
2	O_26501: Facilities Construction Mgt						
3	Board of Trustees Report						
4	O_26501: Facilities Construction Mgt						
5				FY18	FY19		
6	Fund Class - Source	Summary Level Natural Accounts	Budget	Actual through March	Budget	Variance FY18 Budget to FY19 Budget	
127	FC_B40 Restr Grants	A_B4000 Tuition & Educational Fees	-	-	-	-	
128		A_B4100 Sales of Goods & Services	-	-	-	-	
129		A_B4300 Grants & Contracts	-	-	-	-	
130		A_43501 Federal Appropriations	-	-	-	-	
131		A_B4400 Other Operating Revenue	-	-	-	-	
132		A_B5000 Non Operating Revenues	-	-	-	-	
133		A_B5100 Appropriations	-	-	-	-	
134		A_B5300 Gifts	-	-	-	-	
135		A_B5500 Investment Income	-	-	-	-	
136		A_B5600 Other Non Operating Revenues	-	-	-	-	
137			Total Revenue Revenue	-	-	-	-
138			A_B6000 Salaries, Wages & Benefits	-	-	-	-
139			A_B6200 Services & Fees	-	-	-	-
140			A_B6300 Travel	-	-	-	-
141			A_B6400 Supplies	-	-	-	-
142			A_B6450 Utilities	-	-	-	-
143			A_B6500 Repairs & Maintenance	-	-	-	-
144			A_B6550 Rentals & Leases	-	-	-	-
145			A_B6575 Interest Expense	-	-	-	-
146			A_B6600 Claims & Judgements	-	-	-	-
147			A_B6650 Other Expense	-	-	-	-
148			A_B6700 Subcontracts	-	-	-	-
149			A_B6900 Depreciation & Amortization	-	-	-	-
150			A_B7000 Capital Expense	-	-	-	-
151			A_B7200 Discontinued Operations	-	-	-	-
152			A_B7500 Other Non Operating Expenses	-	-	-	-
153			A_B7600 Internal Allocations & Sales	-	-	-	-
154			A_B7700 Funding Tranfers	-	-	-	-
155			Total Expenses Expenses	-	-	-	-
156			Statement of Activities Net Result	-	-	-	-
157		FC_B45 Restr Govt Funds	A_B4000 Tuition & Educational Fees	-	-	-	-
158	A_B4100 Sales of Goods & Services		-	-	-	-	
159	A_B4300 Grants & Contracts		-	-	-	-	
160	A_43501 Federal Appropriations		-	-	-	-	
161	A_B4400 Other Operating Revenue		-	-	-	-	
162	A_B5000 Non Operating Revenues		-	-	-	-	
163	A_B5100 Appropriations		-	-	-	-	
164	A_B5300 Gifts		-	-	-	-	
165	A_B5500 Investment Income		-	-	-	-	
166	A_B5600 Other Non Operating Revenues		-	-	-	-	
167			Total Revenue Revenue	-	-	-	-
168			A_B6000 Salaries, Wages & Benefits	-	-	-	-
169			A_B6200 Services & Fees	-	-	-	-
170			A_B6300 Travel	-	-	-	-
171			A_B6400 Supplies	-	-	-	-
172			A_B6450 Utilities	-	-	-	-
173			A_B6500 Repairs & Maintenance	-	-	-	-
174			A_B6550 Rentals & Leases	-	-	-	-
175			A_B6575 Interest Expense	-	-	-	-
176			A_B6600 Claims & Judgements	-	-	-	-
177			A_B6650 Other Expense	-	-	-	-
178			A_B6700 Subcontracts	-	-	-	-
179			A_B6900 Depreciation & Amortization	-	-	-	-
180			A_B7000 Capital Expense	-	-	-	-
181			A_B7200 Discontinued Operations	-	-	-	-
182			A_B7500 Other Non Operating Expenses	-	-	-	-
183			A_B7600 Internal Allocations & Sales	-	-	-	-
184			A_B7700 Funding Tranfers	-	-	-	-
185			Total Expenses Expenses	-	-	-	-
186			Statement of Activities Net Result	-	-	-	-

	A	B	C	D	E	F	
1							
2	O_26601: Facilities Engineering						
3	Board of Trustees Report						
4	O_26601: Facilities Engineering						
5			FY18		FY19		
6	Fund Class - Source	Summary Level Natural Accounts	Budget	Actual through March	Budget	Variance FY18 Budget to FY19 Budget	
7	FC_105 Unrestricted Operating Class	A_B4000 Tuition & Educational Fees	-	-	-	-	
8		A_B4100 Sales of Goods & Services	-	-	-	-	
9		A_B4300 Grants & Contracts	-	-	-	-	
10		A_43501 Federal Appropriations	-	-	-	-	
11		A_B4400 Other Operating Revenue	-	-	-	-	
12		A_B5000 Non Operating Revenues	-	-	-	-	
13		A_B5100 Appropriations	(15,490,818)	-	(20,721,049)	(5,230,231)	
14		A_B5300 Gifts	-	-	-	-	
15		A_B5500 Investment Income	-	-	-	-	
16		A_B5600 Other Non Operating Revenues	-	-	-	-	
17			Total Revenue Revenue	(15,490,818)	-	(20,721,049)	(5,230,231)
18			A_B6000 Salaries, Wages & Benefits	1,288,738	1,089,199	1,747,261	458,523
19			A_B6200 Services & Fees	23,824	17,666	247,500	223,676
20			A_B6300 Travel	1,500	1,983	2,500	1,000
21			A_B6400 Supplies	37,225	24,156	61,686	24,461
22			A_B6450 Utilities	-	-	-	-
23			A_B6500 Repairs & Maintenance	1,284,840	2,332,758	1,220,000	(64,840)
24			A_B6550 Rentals & Leases	-	-	-	-
25			A_B6575 Interest Expense	-	-	-	-
26			A_B6600 Claims & Judgements	-	-	-	-
27			A_B6650 Other Expense	4,214	13,053	55,700	51,486
28			A_B6700 Subcontracts	-	-	-	-
29			A_B6900 Depreciation & Amortization	-	-	-	-
30			A_B7000 Capital Expense	-	1,948,712	-	-
31			A_B7200 Discontinued Operations	-	-	-	-
32			A_B7500 Other Non Operating Expenses	-	-	-	-
33			A_B7600 Internal Allocations & Sales	(363,932)	(908,139)	(1,582,846)	(1,218,914)
34			A_B7700 Funding Tranfers	14,484,840	-	20,268,804	5,783,964
35			Total Expenses Expenses	16,761,249	4,519,389	22,020,605	5,259,356
36			Statement of Activities Net Result	1,270,431	4,519,389	1,299,556	29,125
37		FC_B20 Designated Op	A_B4000 Tuition & Educational Fees	-	-	-	-
38			A_B4100 Sales of Goods & Services	-	-	-	-
39			A_B4300 Grants & Contracts	-	-	-	-
40			A_43501 Federal Appropriations	-	-	-	-
41			A_B4400 Other Operating Revenue	-	-	-	-
42			A_B5000 Non Operating Revenues	-	-	-	-
43	A_B5100 Appropriations		-	-	-	-	
44	A_B5300 Gifts		-	-	-	-	
45	A_B5500 Investment Income		-	-	-	-	
46	A_B5600 Other Non Operating Revenues		-	-	-	-	
47			Total Revenue Revenue	-	-	-	-
48			A_B6000 Salaries, Wages & Benefits	-	-	-	-
49			A_B6200 Services & Fees	-	-	-	-
50			A_B6300 Travel	-	-	-	-
51			A_B6400 Supplies	-	-	-	-
52			A_B6450 Utilities	-	-	-	-
53			A_B6500 Repairs & Maintenance	-	-	-	-
54			A_B6550 Rentals & Leases	-	-	-	-
55			A_B6575 Interest Expense	-	-	-	-
56			A_B6600 Claims & Judgements	-	-	-	-
57			A_B6650 Other Expense	-	-	-	-
58			A_B6700 Subcontracts	-	-	-	-
59			A_B6900 Depreciation & Amortization	-	-	-	-
60			A_B7000 Capital Expense	-	-	-	-
61			A_B7200 Discontinued Operations	-	-	-	-
62			A_B7500 Other Non Operating Expenses	-	-	-	-
63			A_B7600 Internal Allocations & Sales	-	-	-	-
64			A_B7700 Funding Tranfers	-	-	-	-
65			Total Expenses Expenses	-	-	-	-
66			Statement of Activities Net Result	-	-	-	-


	A	B	C	D	E	F
1						
2	O_26601: Facilities Engineering					
3	Board of Trustees Report					
4	O_26601: Facilities Engineering					
5			FY18		FY19	
6	Fund Class - Source	Summary Level Natural Accounts	Budget	Actual through March	Budget	Variance FY18 Budget to FY19 Budget
67		A_B4000 Tuition & Educational Fees	-	-	-	-
68		A_B4100 Sales of Goods & Services	-	-	-	-
69		A_B4300 Grants & Contracts	-	-	-	-
70		A_43501 Federal Appropriations	-	-	-	-
71		A_B4400 Other Operating Revenue	-	-	-	-
72		A_B5000 Non Operating Revenues	-	-	-	-
73		A_B5100 Appropriations	-	-	-	-
74		A_B5300 Gifts	-	-	-	-
75		A_B5500 Investment Income	-	-	-	-
76		A_B5600 Other Non Operating Revenues	-	-	-	-
77		Total Revenue Revenue	-	-	-	-
78		A_B6000 Salaries, Wages & Benefits	-	-	-	-
79		A_B6200 Services & Fees	-	-	-	-
80		A_B6300 Travel	-	-	-	-
81	FC_B30 Restr	A_B6400 Supplies	-	-	-	-
82	Expendable Op	A_B6450 Utilities	-	-	-	-
83		A_B6500 Repairs & Maintenance	-	-	-	-
84		A_B6550 Rentals & Leases	-	-	-	-
85		A_B6575 Interest Expense	-	-	-	-
86		A_B6600 Claims & Judgements	-	-	-	-
87		A_B6650 Other Expense	-	-	-	-
88		A_B6700 Subcontracts	-	-	-	-
89		A_B6900 Depreciation & Amortization	-	-	-	-
90		A_B7000 Capital Expense	-	-	-	-
91		A_B7200 Discontinued Operations	-	-	-	-
92		A_B7500 Other Non Operating Expenses	-	-	-	-
93		A_B7600 Internal Allocations & Sales	-	-	-	-
94		A_B7700 Funding Tranfers	-	-	-	-
95		Total Expenses Expenses	-	-	-	-
96		Statement of Activities Net Result	-	-	-	-
97		A_B4000 Tuition & Educational Fees	-	-	-	-
98		A_B4100 Sales of Goods & Services	-	-	-	-
99		A_B4300 Grants & Contracts	-	-	-	-
100		A_43501 Federal Appropriations	-	-	-	-
101		A_B4400 Other Operating Revenue	-	-	-	-
102		A_B5000 Non Operating Revenues	-	-	-	-
103		A_B5100 Appropriations	-	-	-	-
104		A_B5300 Gifts	-	-	-	-
105		A_B5500 Investment Income	-	-	-	-
106		A_B5600 Other Non Operating Revenues	-	-	-	-
107		Total Revenue Revenue	-	-	-	-
108		A_B6000 Salaries, Wages & Benefits	-	-	-	-
109		A_B6200 Services & Fees	-	-	-	-
110		A_B6300 Travel	-	-	-	-
111	FC_B35 Restr	A_B6400 Supplies	-	-	-	-
112	Expendable Non Op	A_B6450 Utilities	-	-	-	-
113		A_B6500 Repairs & Maintenance	-	-	-	-
114		A_B6550 Rentals & Leases	-	-	-	-
115		A_B6575 Interest Expense	-	-	-	-
116		A_B6600 Claims & Judgements	-	-	-	-
117		A_B6650 Other Expense	-	-	-	-
118		A_B6700 Subcontracts	-	-	-	-
119		A_B6900 Depreciation & Amortization	-	-	-	-
120		A_B7000 Capital Expense	-	-	-	-
121		A_B7200 Discontinued Operations	-	-	-	-
122		A_B7500 Other Non Operating Expenses	-	-	-	-
123		A_B7600 Internal Allocations & Sales	-	-	-	-
124		A_B7700 Funding Tranfers	-	-	-	-
125		Total Expenses Expenses	-	-	-	-
126		Statement of Activities Net Result	-	-	-	-

	A	B	C	D	E	F	
1							
2	O_26601: Facilities Engineering						
3	Board of Trustees Report						
4	O_26601: Facilities Engineering						
5				FY18	FY19		
6	Fund Class - Source	Summary Level Natural Accounts	Budget	Actual through March	Budget	Variance FY18 Budget to FY19 Budget	
127	FC_B40 Restr Grants	A_B4000 Tuition & Educational Fees	-	-	7,355	7,355	
128		A_B4100 Sales of Goods & Services	-	-	-	-	
129		A_B4300 Grants & Contracts	-	(2,349,168)	-	-	
130		A_43501 Federal Appropriations	-	-	-	-	
131		A_B4400 Other Operating Revenue	-	-	-	-	
132		A_B5000 Non Operating Revenues	-	-	-	-	
133		A_B5100 Appropriations	-	-	-	-	
134		A_B5300 Gifts	-	-	-	-	
135		A_B5500 Investment Income	-	-	-	-	
136		A_B5600 Other Non Operating Revenues	-	-	55,161	55,161	
137			Total_Revenue Revenue	-	(2,349,168)	62,516	62,516
138			A_B6000 Salaries, Wages & Benefits	-	-	202,257	202,257
139			A_B6200 Services & Fees	-	-	25,383	25,383
140			A_B6300 Travel	-	-	13,583	13,583
141			A_B6400 Supplies	-	-	36,717	36,717
142			A_B6450 Utilities	-	-	-	-
143			A_B6500 Repairs & Maintenance	-	-	-	-
144			A_B6550 Rentals & Leases	-	-	(338,331)	(338,331)
145			A_B6575 Interest Expense	-	-	-	-
146			A_B6600 Claims & Judgements	-	-	-	-
147			A_B6650 Other Expense	-	-	-	-
148			A_B6700 Subcontracts	-	-	-	-
149			A_B6900 Depreciation & Amortization	-	-	-	-
150			A_B7000 Capital Expense	-	-	-	-
151			A_B7200 Discontinued Operations	-	-	-	-
152			A_B7500 Other Non Operating Expenses	-	-	(2,123)	(2,123)
153			A_B7600 Internal Allocations & Sales	-	-	-	-
154			A_B7700 Funding Tranfers	-	-	-	-
155			Total_Expenses Expenses	-	-	(62,516)	(62,516)
156			Statement of Activities Net Result	-	(2,349,168)	0	0
157		FC_B45 Restr Govt Funds	A_B4000 Tuition & Educational Fees	-	-	-	-
158	A_B4100 Sales of Goods & Services		-	-	-	-	
159	A_B4300 Grants & Contracts		-	-	-	-	
160	A_43501 Federal Appropriations		-	-	-	-	
161	A_B4400 Other Operating Revenue		-	-	-	-	
162	A_B5000 Non Operating Revenues		-	-	-	-	
163	A_B5100 Appropriations		-	-	-	-	
164	A_B5300 Gifts		-	-	-	-	
165	A_B5500 Investment Income		-	-	-	-	
166	A_B5600 Other Non Operating Revenues		-	-	-	-	
167			Total_Revenue Revenue	-	-	-	-
168			A_B6000 Salaries, Wages & Benefits	-	-	-	-
169			A_B6200 Services & Fees	-	-	-	-
170			A_B6300 Travel	-	-	-	-
171			A_B6400 Supplies	-	-	-	-
172			A_B6450 Utilities	-	-	-	-
173			A_B6500 Repairs & Maintenance	-	-	-	-
174			A_B6550 Rentals & Leases	-	-	-	-
175			A_B6575 Interest Expense	-	-	-	-
176			A_B6600 Claims & Judgements	-	-	-	-
177			A_B6650 Other Expense	-	-	-	-
178			A_B6700 Subcontracts	-	-	-	-
179			A_B6900 Depreciation & Amortization	-	-	-	-
180			A_B7000 Capital Expense	-	-	-	-
181			A_B7200 Discontinued Operations	-	-	-	-
182			A_B7500 Other Non Operating Expenses	-	-	-	-
183			A_B7600 Internal Allocations & Sales	-	-	-	-
184			A_B7700 Funding Tranfers	-	-	-	-
185			Total_Expenses Expenses	-	-	-	-
186			Statement of Activities Net Result	-	-	-	-


	A	B	C	D	E	F	
1							
2	O_26602: Central Scheduling						
3	Board of Trustees Report						
4	O_26602: Central Scheduling						
5			FY18		FY19		
6	Fund Class - Source	Summary Level Natural Accounts	Budget	Actual through March	Budget	Variance FY18 Budget to FY19 Budget	
7	FC_105 Unrestricted Operating Class	A_B4000 Tuition & Educational Fees	-	-	-	-	
8		A_B4100 Sales of Goods & Services	-	-	-	-	
9		A_B4300 Grants & Contracts	-	-	-	-	
10		A_43501 Federal Appropriations	-	-	-	-	
11		A_B4400 Other Operating Revenue	-	-	-	-	
12		A_B5000 Non Operating Revenues	-	-	-	-	
13		A_B5100 Appropriations	-	-	-	-	
14		A_B5300 Gifts	-	-	-	-	
15		A_B5500 Investment Income	-	-	-	-	
16		A_B5600 Other Non Operating Revenues	-	-	-	-	
17			Total Revenue Revenue	-	-	-	-
18			A_B6000 Salaries, Wages & Benefits	109,672	98,733	119,824	10,152
19			A_B6200 Services & Fees	3,285	-	1,900	(1,385)
20			A_B6300 Travel	-	-	-	-
21			A_B6400 Supplies	37,400	21,568	37,400	-
22			A_B6450 Utilities	-	-	-	-
23			A_B6500 Repairs & Maintenance	5,000	-	-	(5,000)
24			A_B6550 Rentals & Leases	-	-	-	-
25			A_B6575 Interest Expense	-	-	-	-
26			A_B6600 Claims & Judgements	-	-	-	-
27			A_B6650 Other Expense	100	48	100	-
28			A_B6700 Subcontracts	-	-	-	-
29			A_B6900 Depreciation & Amortization	-	-	-	-
30			A_B7000 Capital Expense	-	-	-	-
31			A_B7200 Discontinued Operations	-	-	-	-
32			A_B7500 Other Non Operating Expenses	-	-	-	-
33			A_B7600 Internal Allocations & Sales	-	1,511	7,100	7,100
34			A_B7700 Funding Trfers	-	-	-	-
35			Total Expenses Expenses	155,457	121,859	166,324	10,867
36			Statement of Activities Net Result	155,457	121,859	166,324	10,867
37		FC_B20 Designated Op	A_B4000 Tuition & Educational Fees	-	-	-	-
38			A_B4100 Sales of Goods & Services	-	-	-	-
39			A_B4300 Grants & Contracts	-	-	-	-
40			A_43501 Federal Appropriations	-	-	-	-
41			A_B4400 Other Operating Revenue	-	-	-	-
42			A_B5000 Non Operating Revenues	-	-	-	-
43	A_B5100 Appropriations		-	-	-	-	
44	A_B5300 Gifts		-	-	-	-	
45	A_B5500 Investment Income		-	-	-	-	
46	A_B5600 Other Non Operating Revenues		-	-	-	-	
47			Total Revenue Revenue	-	-	-	-
48			A_B6000 Salaries, Wages & Benefits	-	-	-	-
49			A_B6200 Services & Fees	-	-	-	-
50			A_B6300 Travel	-	-	-	-
51			A_B6400 Supplies	-	-	-	-
52			A_B6450 Utilities	-	-	-	-
53			A_B6500 Repairs & Maintenance	-	-	-	-
54			A_B6550 Rentals & Leases	-	-	-	-
55			A_B6575 Interest Expense	-	-	-	-
56			A_B6600 Claims & Judgements	-	-	-	-
57			A_B6650 Other Expense	-	-	-	-
58			A_B6700 Subcontracts	-	-	-	-
59			A_B6900 Depreciation & Amortization	-	-	-	-
60			A_B7000 Capital Expense	-	-	-	-
61			A_B7200 Discontinued Operations	-	-	-	-
62			A_B7500 Other Non Operating Expenses	-	-	-	-
63			A_B7600 Internal Allocations & Sales	-	-	-	-
64			A_B7700 Funding Trfers	-	-	-	-
65			Total Expenses Expenses	-	-	-	-
66			Statement of Activities Net Result	-	-	-	-


	A	B	C	D	E	F
1						
2	O_26602: Central Scheduling					
3	Board of Trustees Report					
4	O_26602: Central Scheduling					
5			FY18		FY19	
6	Fund Class - Source	Summary Level Natural Accounts	Budget	Actual through March	Budget	Variance FY18 Budget to FY19 Budget
67		A_B4000 Tuition & Educational Fees	-	-	-	-
68		A_B4100 Sales of Goods & Services	-	-	-	-
69		A_B4300 Grants & Contracts	-	-	-	-
70		A_43501 Federal Appropriations	-	-	-	-
71		A_B4400 Other Operating Revenue	-	-	-	-
72		A_B5000 Non Operating Revenues	-	-	-	-
73		A_B5100 Appropriations	-	-	-	-
74		A_B5300 Gifts	-	-	-	-
75		A_B5500 Investment Income	-	-	-	-
76		A_B5600 Other Non Operating Revenues	-	-	-	-
77		Total Revenue Revenue	-	-	-	-
78		A_B6000 Salaries, Wages & Benefits	-	-	-	-
79		A_B6200 Services & Fees	-	-	-	-
80		A_B6300 Travel	-	-	-	-
81	FC_B30 Restr	A_B6400 Supplies	-	-	-	-
82	Expendable Op	A_B6450 Utilities	-	-	-	-
83		A_B6500 Repairs & Maintenance	-	-	-	-
84		A_B6550 Rentals & Leases	-	-	-	-
85		A_B6575 Interest Expense	-	-	-	-
86		A_B6600 Claims & Judgements	-	-	-	-
87		A_B6650 Other Expense	-	-	-	-
88		A_B6700 Subcontracts	-	-	-	-
89		A_B6900 Depreciation & Amortization	-	-	-	-
90		A_B7000 Capital Expense	-	-	-	-
91		A_B7200 Discontinued Operations	-	-	-	-
92		A_B7500 Other Non Operating Expenses	-	-	-	-
93		A_B7600 Internal Allocations & Sales	-	-	-	-
94		A_B7700 Funding Tranfers	-	-	-	-
95		Total Expenses Expenses	-	-	-	-
96		Statement of Activities Net Result	-	-	-	-
97		A_B4000 Tuition & Educational Fees	-	-	-	-
98		A_B4100 Sales of Goods & Services	-	-	-	-
99		A_B4300 Grants & Contracts	-	-	-	-
100		A_43501 Federal Appropriations	-	-	-	-
101		A_B4400 Other Operating Revenue	-	-	-	-
102		A_B5000 Non Operating Revenues	-	-	-	-
103		A_B5100 Appropriations	-	-	-	-
104		A_B5300 Gifts	-	-	-	-
105		A_B5500 Investment Income	-	-	-	-
106		A_B5600 Other Non Operating Revenues	-	-	-	-
107		Total Revenue Revenue	-	-	-	-
108		A_B6000 Salaries, Wages & Benefits	-	-	-	-
109		A_B6200 Services & Fees	-	-	-	-
110		A_B6300 Travel	-	-	-	-
111	FC_B35 Restr	A_B6400 Supplies	-	-	-	-
112	Expendable Non Op	A_B6450 Utilities	-	-	-	-
113		A_B6500 Repairs & Maintenance	-	-	-	-
114		A_B6550 Rentals & Leases	-	-	-	-
115		A_B6575 Interest Expense	-	-	-	-
116		A_B6600 Claims & Judgements	-	-	-	-
117		A_B6650 Other Expense	-	-	-	-
118		A_B6700 Subcontracts	-	-	-	-
119		A_B6900 Depreciation & Amortization	-	-	-	-
120		A_B7000 Capital Expense	-	-	-	-
121		A_B7200 Discontinued Operations	-	-	-	-
122		A_B7500 Other Non Operating Expenses	-	-	-	-
123		A_B7600 Internal Allocations & Sales	-	-	-	-
124		A_B7700 Funding Tranfers	-	-	-	-
125		Total Expenses Expenses	-	-	-	-
126		Statement of Activities Net Result	-	-	-	-


	A	B	C	D	E	F
1						
2	O_26602: Central Scheduling					
3	Board of Trustees Report					
4	O_26602: Central Scheduling					
5			FY18		FY19	
6	Fund Class - Source	Summary Level Natural Accounts	Budget	Actual through March	Budget	Variance FY18 Budget to FY19 Budget
127		A_B4000 Tuition & Educational Fees	-	-	-	-
128		A_B4100 Sales of Goods & Services	-	-	-	-
129		A_B4300 Grants & Contracts	-	-	-	-
130		A_43501 Federal Appropriations	-	-	-	-
131		A_B4400 Other Operating Revenue	-	-	-	-
132		A_B5000 Non Operating Revenues	-	-	-	-
133		A_B5100 Appropriations	-	-	-	-
134		A_B5300 Gifts	-	-	-	-
135		A_B5500 Investment Income	-	-	-	-
136		A_B5600 Other Non Operating Revenues	-	-	-	-
137		Total_Revenue Revenue	-	-	-	-
138		A_B6000 Salaries, Wages & Benefits	-	-	-	-
139		A_B6200 Services & Fees	-	-	-	-
140		A_B6300 Travel	-	-	-	-
141	FC_B40 Restr	A_B6400 Supplies	-	-	-	-
142	Grants	A_B6450 Utilities	-	-	-	-
143		A_B6500 Repairs & Maintenance	-	-	-	-
144		A_B6550 Rentals & Leases	-	-	-	-
145		A_B6575 Interest Expense	-	-	-	-
146		A_B6600 Claims & Judgements	-	-	-	-
147		A_B6650 Other Expense	-	-	-	-
148		A_B6700 Subcontracts	-	-	-	-
149		A_B6900 Depreciation & Amortization	-	-	-	-
150		A_B7000 Capital Expense	-	-	-	-
151		A_B7200 Discontinued Operations	-	-	-	-
152		A_B7500 Other Non Operating Expenses	-	-	-	-
153		A_B7600 Internal Allocations & Sales	-	-	-	-
154		A_B7700 Funding Tranfers	-	-	-	-
155		Total_Expenses Expenses	-	-	-	-
156		Statement of Activities Net Result	-	-	-	-
157		A_B4000 Tuition & Educational Fees	-	-	-	-
158		A_B4100 Sales of Goods & Services	-	-	-	-
159		A_B4300 Grants & Contracts	-	-	-	-
160		A_43501 Federal Appropriations	-	-	-	-
161		A_B4400 Other Operating Revenue	-	-	-	-
162		A_B5000 Non Operating Revenues	-	-	-	-
163		A_B5100 Appropriations	-	-	-	-
164		A_B5300 Gifts	-	-	-	-
165		A_B5500 Investment Income	-	-	-	-
166		A_B5600 Other Non Operating Revenues	-	-	-	-
167		Total_Revenue Revenue	-	-	-	-
168		A_B6000 Salaries, Wages & Benefits	-	-	-	-
169		A_B6200 Services & Fees	-	-	-	-
170		A_B6300 Travel	-	-	-	-
171	FC_B45 Restr	A_B6400 Supplies	-	-	-	-
172	Govt Funds	A_B6450 Utilities	-	-	-	-
173		A_B6500 Repairs & Maintenance	-	-	-	-
174		A_B6550 Rentals & Leases	-	-	-	-
175		A_B6575 Interest Expense	-	-	-	-
176		A_B6600 Claims & Judgements	-	-	-	-
177		A_B6650 Other Expense	-	-	-	-
178		A_B6700 Subcontracts	-	-	-	-
179		A_B6900 Depreciation & Amortization	-	-	-	-
180		A_B7000 Capital Expense	-	-	-	-
181		A_B7200 Discontinued Operations	-	-	-	-
182		A_B7500 Other Non Operating Expenses	-	-	-	-
183		A_B7600 Internal Allocations & Sales	-	-	-	-
184		A_B7700 Funding Tranfers	-	-	-	-
185		Total_Expenses Expenses	-	-	-	-
186		Statement of Activities Net Result	-	-	-	-


	A	B	C	D	E	F	
1							
2	O_26701: Real Estate Operations						
3	Board of Trustees Report						
4	O_26701: Real Estate Operations						
5			FY18		FY19		
6	Fund Class - Source	Summary Level Natural Accounts	Budget	Actual through March	Budget	Variance FY18 Budget to FY19 Budget	
7	FC_105 Unrestricted Operating Class	A_B4000 Tuition & Educational Fees	-	-	-	-	
8		A_B4100 Sales of Goods & Services	(894,045)	(739,848)	(909,520)	(15,475)	
9		A_B4300 Grants & Contracts	-	-	-	-	
10		A_43501 Federal Appropriations	-	-	-	-	
11		A_B4400 Other Operating Revenue	(750)	-	(4,000)	(3,250)	
12		A_B5000 Non Operating Revenues	-	-	-	-	
13		A_B5100 Appropriations	-	-	-	-	
14		A_B5300 Gifts	-	-	-	-	
15		A_B5500 Investment Income	-	-	-	-	
16		A_B5600 Other Non Operating Revenues	-	-	-	-	
17			Total Revenue Revenue	(894,795)	(739,848)	(913,520)	(18,725)
18			A_B6000 Salaries, Wages & Benefits	348,794	261,649	354,019	5,226
19			A_B6200 Services & Fees	87,375	4,708	89,750	2,375
20			A_B6300 Travel	200	33	200	-
21			A_B6400 Supplies	8,769	12,673	12,519	3,750
22			A_B6450 Utilities	93,400	37,510	90,864	(2,536)
23			A_B6500 Repairs & Maintenance	210,780	16,422	50,500	(160,280)
24			A_B6550 Rentals & Leases	577,856	246,089	607,656	29,800
25			A_B6575 Interest Expense	-	-	-	-
26			A_B6600 Claims & Judgements	-	-	-	-
27			A_B6650 Other Expense	10,996	48,243	54,650	43,654
28			A_B6700 Subcontracts	-	-	-	-
29			A_B6900 Depreciation & Amortization	-	-	-	-
30			A_B7000 Capital Expense	-	-	-	-
31			A_B7200 Discontinued Operations	-	-	-	-
32			A_B7500 Other Non Operating Expenses	-	1,580	-	-
33			A_B7600 Internal Allocations & Sales	43,736	125,163	144,515	100,779
34			A_B7700 Funding Transfers	3,085	-	-	(3,085)
35			Total Expenses Expenses	1,384,991	754,071	1,404,673	19,682
36			Statement of Activities Net Result	490,196	14,222	491,153	957
37		FC_B20 Designated Op	A_B4000 Tuition & Educational Fees	-	-	-	-
38			A_B4100 Sales of Goods & Services	-	(2,977)	-	-
39			A_B4300 Grants & Contracts	-	-	-	-
40			A_43501 Federal Appropriations	-	-	-	-
41			A_B4400 Other Operating Revenue	(3,000)	-	-	3,000
42			A_B5000 Non Operating Revenues	-	-	-	-
43	A_B5100 Appropriations		(1,000,000)	-	(699,000)	301,000	
44	A_B5300 Gifts		-	-	-	-	
45	A_B5500 Investment Income		-	-	-	-	
46	A_B5600 Other Non Operating Revenues		-	-	-	-	
47			Total Revenue Revenue	(1,003,000)	(2,977)	(699,000)	304,000
48			A_B6000 Salaries, Wages & Benefits	-	-	-	-
49			A_B6200 Services & Fees	-	-	-	-
50			A_B6300 Travel	-	-	-	-
51			A_B6400 Supplies	-	-	-	-
52			A_B6450 Utilities	-	-	-	-
53			A_B6500 Repairs & Maintenance	-	-	-	-
54			A_B6550 Rentals & Leases	-	-	-	-
55			A_B6575 Interest Expense	-	-	-	-
56			A_B6600 Claims & Judgements	-	-	-	-
57			A_B6650 Other Expense	-	-	-	-
58			A_B6700 Subcontracts	-	-	-	-
59			A_B6900 Depreciation & Amortization	-	-	-	-
60			A_B7000 Capital Expense	-	400,000	-	-
61			A_B7200 Discontinued Operations	-	-	-	-
62			A_B7500 Other Non Operating Expenses	3,000	(801)	-	(3,000)
63			A_B7600 Internal Allocations & Sales	-	-	-	-
64			A_B7700 Funding Transfers	1,000,000	868,371	699,000	(301,000)
65			Total Expenses Expenses	1,003,000	1,267,571	699,000	(304,000)
66			Statement of Activities Net Result	-	1,264,594	-	-


	A	B	C	D	E	F
1						
2	O_26701: Real Estate Operations					
3	Board of Trustees Report					
4	O_26701: Real Estate Operations					
5			FY18		FY19	
6	Fund Class - Source	Summary Level Natural Accounts	Budget	Actual through March	Budget	Variance FY18 Budget to FY19 Budget
67		A_B4000 Tuition & Educational Fees	-	-	-	-
68		A_B4100 Sales of Goods & Services	-	-	-	-
69		A_B4300 Grants & Contracts	-	-	-	-
70		A_43501 Federal Appropriations	-	-	-	-
71		A_B4400 Other Operating Revenue	-	-	-	-
72		A_B5000 Non Operating Revenues	-	-	-	-
73		A_B5100 Appropriations	-	-	-	-
74		A_B5300 Gifts	-	-	-	-
75		A_B5500 Investment Income	-	-	-	-
76		A_B5600 Other Non Operating Revenues	-	-	-	-
77		Total_Revenue Revenue	-	-	-	-
78		A_B6000 Salaries, Wages & Benefits	-	-	-	-
79		A_B6200 Services & Fees	-	-	-	-
80		A_B6300 Travel	-	-	-	-
81	FC_B30 Restr Expendable Op	A_B6400 Supplies	-	-	-	-
82		A_B6450 Utilities	-	-	-	-
83		A_B6500 Repairs & Maintenance	-	-	-	-
84		A_B6550 Rentals & Leases	-	-	-	-
85		A_B6575 Interest Expense	-	-	-	-
86		A_B6600 Claims & Judgements	-	-	-	-
87		A_B6650 Other Expense	-	-	-	-
88		A_B6700 Subcontracts	-	-	-	-
89		A_B6900 Depreciation & Amortization	-	-	-	-
90		A_B7000 Capital Expense	-	-	-	-
91		A_B7200 Discontinued Operations	-	-	-	-
92		A_B7500 Other Non Operating Expenses	-	-	-	-
93		A_B7600 Internal Allocations & Sales	-	-	-	-
94		A_B7700 Funding Tranfers	-	-	-	-
95		Total_Expenses Expenses	-	-	-	-
96		Statement of Activities Net Result	-	-	-	-
97		A_B4000 Tuition & Educational Fees	-	-	-	-
98		A_B4100 Sales of Goods & Services	-	-	-	-
99		A_B4300 Grants & Contracts	-	-	-	-
100		A_43501 Federal Appropriations	-	-	-	-
101		A_B4400 Other Operating Revenue	-	-	-	-
102		A_B5000 Non Operating Revenues	-	-	-	-
103		A_B5100 Appropriations	-	-	-	-
104		A_B5300 Gifts	-	-	-	-
105		A_B5500 Investment Income	-	-	-	-
106		A_B5600 Other Non Operating Revenues	-	-	-	-
107		Total_Revenue Revenue	-	-	-	-
108		A_B6000 Salaries, Wages & Benefits	-	-	-	-
109		A_B6200 Services & Fees	-	-	-	-
110		A_B6300 Travel	-	-	-	-
111	FC_B35 Restr Expendable Non Op	A_B6400 Supplies	-	-	-	-
112		A_B6450 Utilities	-	-	-	-
113		A_B6500 Repairs & Maintenance	-	-	-	-
114		A_B6550 Rentals & Leases	-	-	-	-
115		A_B6575 Interest Expense	-	-	-	-
116		A_B6600 Claims & Judgements	-	-	-	-
117		A_B6650 Other Expense	-	-	-	-
118		A_B6700 Subcontracts	-	-	-	-
119		A_B6900 Depreciation & Amortization	-	-	-	-
120		A_B7000 Capital Expense	-	-	-	-
121		A_B7200 Discontinued Operations	-	-	-	-
122		A_B7500 Other Non Operating Expenses	-	-	-	-
123		A_B7600 Internal Allocations & Sales	-	-	-	-
124		A_B7700 Funding Tranfers	-	-	-	-
125		Total_Expenses Expenses	-	-	-	-
126		Statement of Activities Net Result	-	-	-	-


	A	B	C	D	E	F
1						
2	O_26701: Real Estate Operations					
3	Board of Trustees Report					
4	O_26701: Real Estate Operations					
5				FY18	FY19	
6	Fund Class - Source	Summary Level Natural Accounts	Budget	Actual through March	Budget	Variance FY18 Budget to FY19 Budget
127		A_B4000 Tuition & Educational Fees	-	-	-	-
128		A_B4100 Sales of Goods & Services	-	-	-	-
129		A_B4300 Grants & Contracts	-	-	-	-
130		A_43501 Federal Appropriations	-	-	-	-
131		A_B4400 Other Operating Revenue	-	-	-	-
132		A_B5000 Non Operating Revenues	-	-	-	-
133		A_B5100 Appropriations	-	-	-	-
134		A_B5300 Gifts	-	-	-	-
135		A_B5500 Investment Income	-	-	-	-
136		A_B5600 Other Non Operating Revenues	-	-	-	-
137		Total_Revenue Revenue	-	-	-	-
138		A_B6000 Salaries, Wages & Benefits	-	-	-	-
139		A_B6200 Services & Fees	-	-	-	-
140		A_B6300 Travel	-	-	-	-
141	FC_B40 Restr	A_B6400 Supplies	-	-	-	-
142	Grants	A_B6450 Utilities	-	-	-	-
143		A_B6500 Repairs & Maintenance	-	-	-	-
144		A_B6550 Rentals & Leases	-	-	-	-
145		A_B6575 Interest Expense	-	-	-	-
146		A_B6600 Claims & Judgements	-	-	-	-
147		A_B6650 Other Expense	-	-	-	-
148		A_B6700 Subcontracts	-	-	-	-
149		A_B6900 Depreciation & Amortization	-	-	-	-
150		A_B7000 Capital Expense	-	-	-	-
151		A_B7200 Discontinued Operations	-	-	-	-
152		A_B7500 Other Non Operating Expenses	-	-	-	-
153		A_B7600 Internal Allocations & Sales	-	-	-	-
154		A_B7700 Funding Tranfers	-	-	-	-
155		Total_Expenses Expenses	-	-	-	-
156		Statement of Activities Net Result	-	-	-	-
157		A_B4000 Tuition & Educational Fees	-	-	-	-
158		A_B4100 Sales of Goods & Services	-	-	-	-
159		A_B4300 Grants & Contracts	-	-	-	-
160		A_43501 Federal Appropriations	-	-	-	-
161		A_B4400 Other Operating Revenue	-	-	-	-
162		A_B5000 Non Operating Revenues	-	-	-	-
163		A_B5100 Appropriations	-	-	-	-
164		A_B5300 Gifts	-	-	-	-
165		A_B5500 Investment Income	-	-	-	-
166		A_B5600 Other Non Operating Revenues	-	-	-	-
167		Total_Revenue Revenue	-	-	-	-
168		A_B6000 Salaries, Wages & Benefits	-	-	-	-
169		A_B6200 Services & Fees	-	-	-	-
170		A_B6300 Travel	-	-	-	-
171	FC_B45 Restr	A_B6400 Supplies	-	-	-	-
172	Govt Funds	A_B6450 Utilities	-	-	-	-
173		A_B6500 Repairs & Maintenance	-	-	-	-
174		A_B6550 Rentals & Leases	-	-	-	-
175		A_B6575 Interest Expense	-	-	-	-
176		A_B6600 Claims & Judgements	-	-	-	-
177		A_B6650 Other Expense	-	-	-	-
178		A_B6700 Subcontracts	-	-	-	-
179		A_B6900 Depreciation & Amortization	-	-	-	-
180		A_B7000 Capital Expense	-	-	-	-
181		A_B7200 Discontinued Operations	-	-	-	-
182		A_B7500 Other Non Operating Expenses	-	-	-	-
183		A_B7600 Internal Allocations & Sales	-	-	-	-
184		A_B7700 Funding Tranfers	-	-	-	-
185		Total_Expenses Expenses	-	-	-	-
186		Statement of Activities Net Result	-	-	-	-


	A	B	C	D	E	F	
1							
2	O_B3000: Student Affairs Division						
3	Board of Trustees Report						
4	O_B3000: Student Affairs Division						
5			FY18		FY19		
6	Fund Class - Source	Summary Level Natural Accounts	Budget	Actual through March	Budget	Variance FY18 Budget to FY19 Budget	
7	FC_105 Unrestricted Operating Class	A_B4000 Tuition & Educational Fees	(7,811,954)	(3,613,775)	(7,088,422)	723,532	
8		A_B4100 Sales of Goods & Services	(24,182,875)	(21,835,204)	(19,312,594)	4,870,281	
9		A_B4300 Grants & Contracts	-	-	-	-	
10		A_43501 Federal Appropriations	-	-	-	-	
11		A_B4400 Other Operating Revenue	(333,850)	(462,036)	(467,808)	(133,958)	
12		A_B5000 Non Operating Revenues	-	-	-	-	
13		A_B5100 Appropriations	-	-	-	-	
14		A_B5300 Gifts	(153,333)	-	(237,525)	(84,192)	
15		A_B5500 Investment Income	(2,900)	-	-	2,900	
16		A_B5600 Other Non Operating Revenues	(385,563)	(60)	-	385,563	
17			Total_Revenue Revenue	(32,870,475)	(25,911,074)	(27,106,349)	5,764,126
18			A_B6000 Salaries, Wages & Benefits	16,471,437	9,831,783	15,816,811	(654,626)
19			A_B6200 Services & Fees	2,184,059	911,330	1,282,589	(901,470)
20			A_B6300 Travel	653,517	173,695	233,795	(419,722)
21			A_B6400 Supplies	4,865,673	4,375,120	1,409,445	(3,456,228)
22			A_B6450 Utilities	2,070,444	161,075	227,801	(1,842,643)
23			A_B6500 Repairs & Maintenance	1,626,845	100,558	102,951	(1,523,894)
24			A_B6550 Rentals & Leases	102,183	17,846	35,965	(66,218)
25			A_B6575 Interest Expense	-	-	-	-
26			A_B6600 Claims & Judgements	20,000	-	-	(20,000)
27			A_B6650 Other Expense	370,657	335,269	435,424	64,768
28			A_B6700 Subcontracts	-	50,059	39,400	39,400
29			A_B6900 Depreciation & Amortization	101,402	1,090	126,625	25,223
30			A_B7000 Capital Expense	-	108,588	300,000	300,000
31			A_B7200 Discontinued Operations	-	-	-	-
32			A_B7500 Other Non Operating Expenses	2,664,436	2,459	-	(2,664,436)
33			A_B7600 Internal Allocations & Sales	1,241,316	2,221,384	3,129,916	1,888,600
34			A_B7700 Funding Tranfers	2,698,718	3,081,408	5,515,586	2,816,868
35			Total_Expenses Expenses	35,070,686	21,371,662	28,656,308	(6,414,378)
36			Statement of Activities Net Result	2,200,211	(4,539,412)	1,549,959	(650,252)
37		FC_B20 Designated Op	A_B4000 Tuition & Educational Fees	86,342	(4,021,349)	(1,273,772)	(1,360,114)
38			A_B4100 Sales of Goods & Services	-	(165,515)	(319,000)	(319,000)
39			A_B4300 Grants & Contracts	(11,200)	-	-	11,200
40			A_43501 Federal Appropriations	-	-	-	-
41			A_B4400 Other Operating Revenue	(117,880)	(203,130)	(75,000)	42,880
42			A_B5000 Non Operating Revenues	-	-	-	-
43	A_B5100 Appropriations		-	-	-	-	
44	A_B5300 Gifts		(20)	-	-	20	
45	A_B5500 Investment Income		-	-	-	-	
46	A_B5600 Other Non Operating Revenues		(209,750)	-	-	209,750	
47			Total_Revenue Revenue	(252,508)	(4,389,993)	(1,667,772)	(1,415,264)
48			A_B6000 Salaries, Wages & Benefits	3,255	1,027,547	937,836	934,581
49			A_B6200 Services & Fees	81,200	38,908	226,815	145,615
50			A_B6300 Travel	33,850	21,167	59,641	25,791
51			A_B6400 Supplies	68,538	43,171	126,961	58,423
52			A_B6450 Utilities	-	-	-	-
53			A_B6500 Repairs & Maintenance	-	-	3,800	3,800
54			A_B6550 Rentals & Leases	3,500	16,270	30,000	26,500
55			A_B6575 Interest Expense	-	-	-	-
56			A_B6600 Claims & Judgements	-	-	-	-
57			A_B6650 Other Expense	54,658	21,611	98,508	43,850
58			A_B6700 Subcontracts	-	15,173	75,000	75,000
59			A_B6900 Depreciation & Amortization	-	-	-	-
60			A_B7000 Capital Expense	-	-	-	-
61			A_B7200 Discontinued Operations	-	-	-	-
62			A_B7500 Other Non Operating Expenses	1,000	1,100	-	(1,000)
63			A_B7600 Internal Allocations & Sales	-	14,336	25,821	25,821
64			A_B7700 Funding Tranfers	6,507	-	(9,368)	(15,875)
65			Total_Expenses Expenses	252,508	1,199,282	1,575,014	1,322,506
66			Statement of Activities Net Result	-	(3,190,711)	(92,758)	(92,758)


	A	B	C	D	E	F
1						
2	O_B3000: Student Affairs Division					
3	Board of Trustees Report					
4	O_B3000: Student Affairs Division					
5				FY18	FY19	
6	Fund Class - Source	Summary Level Natural Accounts	Budget	Actual through March	Budget	Variance FY18 Budget to FY19 Budget
67		A_B4000 Tuition & Educational Fees	-	156,902	55,000	55,000
68		A_B4100 Sales of Goods & Services	-	-	-	-
69		A_B4300 Grants & Contracts	-	-	-	-
70		A_43501 Federal Appropriations	-	-	-	-
71		A_B4400 Other Operating Revenue	-	-	-	-
72		A_B5000 Non Operating Revenues	-	-	-	-
73		A_B5100 Appropriations	-	-	-	-
74		A_B5300 Gifts	-	(243,742)	(829,574)	(829,574)
75		A_B5500 Investment Income	-	-	-	-
76		A_B5600 Other Non Operating Revenues	-	-	-	-
77		Total_Revenue Revenue	-	(86,840)	(774,574)	(774,574)
78		A_B6000 Salaries, Wages & Benefits	-	39,900	65,565	65,565
79		A_B6200 Services & Fees	-	18,489	85,100	85,100
80		A_B6300 Travel	-	8,322	52,082	52,082
81	FC_B30 Restr Expendable Op	A_B6400 Supplies	-	31,890	53,085	53,085
82		A_B6450 Utilities	-	48	-	-
83		A_B6500 Repairs & Maintenance	-	295	7,250	7,250
84		A_B6550 Rentals & Leases	-	(20)	-	-
85		A_B6575 Interest Expense	-	-	-	-
86		A_B6600 Claims & Judgements	-	-	-	-
87		A_B6650 Other Expense	-	7,816	28,603	28,603
88		A_B6700 Subcontracts	-	7,451	-	-
89		A_B6900 Depreciation & Amortization	-	-	-	-
90		A_B7000 Capital Expense	-	-	-	-
91		A_B7200 Discontinued Operations	-	-	-	-
92		A_B7500 Other Non Operating Expenses	-	-	-	-
93		A_B7600 Internal Allocations & Sales	-	4,068	189,989	189,989
94		A_B7700 Funding Tranfers	-	-	292,900	292,900
95			Total_Expenses Expenses	-	118,260	774,574
96		Statement of Activities Net Result	-	31,420	-	-
97		A_B4000 Tuition & Educational Fees	-	-	-	-
98		A_B4100 Sales of Goods & Services	-	-	-	-
99		A_B4300 Grants & Contracts	-	-	-	-
100		A_43501 Federal Appropriations	-	-	-	-
101		A_B4400 Other Operating Revenue	-	-	-	-
102		A_B5000 Non Operating Revenues	-	-	-	-
103		A_B5100 Appropriations	-	-	-	-
104		A_B5300 Gifts	-	-	-	-
105		A_B5500 Investment Income	-	-	-	-
106		A_B5600 Other Non Operating Revenues	-	-	-	-
107		Total_Revenue Revenue	-	-	-	-
108		A_B6000 Salaries, Wages & Benefits	-	-	-	-
109		A_B6200 Services & Fees	-	-	-	-
110		A_B6300 Travel	-	-	-	-
111	FC_B35 Restr Expendable Non Op	A_B6400 Supplies	-	-	-	-
112		A_B6450 Utilities	-	-	-	-
113		A_B6500 Repairs & Maintenance	-	-	-	-
114		A_B6550 Rentals & Leases	-	-	-	-
115		A_B6575 Interest Expense	-	-	-	-
116		A_B6600 Claims & Judgements	-	-	-	-
117		A_B6650 Other Expense	-	-	-	-
118		A_B6700 Subcontracts	-	-	-	-
119		A_B6900 Depreciation & Amortization	-	-	-	-
120		A_B7000 Capital Expense	-	-	-	-
121		A_B7200 Discontinued Operations	-	-	-	-
122		A_B7500 Other Non Operating Expenses	-	-	-	-
123		A_B7600 Internal Allocations & Sales	-	-	-	-
124		A_B7700 Funding Tranfers	-	-	-	-
125			Total_Expenses Expenses	-	-	-
126		Statement of Activities Net Result	-	-	-	-

	A	B	C	D	E	F
1						
2	O_B3000: Student Affairs Division					
3	Board of Trustees Report					
4	O_B3000: Student Affairs Division					
5			FY18		FY19	
6	Fund Class - Source	Summary Level Natural Accounts	Budget	Actual through March	Budget	Variance FY18 Budget to FY19 Budget
127		A_B4000 Tuition & Educational Fees	-	-	11,209	11,209
128		A_B4100 Sales of Goods & Services	-	-	-	-
129		A_B4300 Grants & Contracts	-	(548,873)	(670,199)	(670,199)
130		A_43501 Federal Appropriations	-	-	-	-
131		A_B4400 Other Operating Revenue	-	-	-	-
132		A_B5000 Non Operating Revenues	-	-	-	-
133		A_B5100 Appropriations	-	-	-	-
134		A_B5300 Gifts	-	-	-	-
135		A_B5500 Investment Income	-	-	-	-
136		A_B5600 Other Non Operating Revenues	-	(16,289)	111,139	111,139
137		Total_Revenue Revenue	-	(565,162)	(547,851)	(547,851)
138		A_B6000 Salaries, Wages & Benefits	-	208,391	123,781	123,781
139		A_B6200 Services & Fees	-	1,303	34,769	34,769
140		A_B6300 Travel	-	18,033	33,395	33,395
141	FC_B40 Restr	A_B6400 Supplies	-	14,765	92,131	92,131
142	Grants	A_B6450 Utilities	-	1,114	-	-
143		A_B6500 Repairs & Maintenance	-	5,316	-	-
144		A_B6550 Rentals & Leases	-	17,712	47,318	47,318
145		A_B6575 Interest Expense	-	-	-	-
146		A_B6600 Claims & Judgements	-	-	-	-
147		A_B6650 Other Expense	-	37,278	986	986
148		A_B6700 Subcontracts	-	2,986	76,217	76,217
149		A_B6900 Depreciation & Amortization	-	-	-	-
150		A_B7000 Capital Expense	-	261	-	-
151		A_B7200 Discontinued Operations	-	-	-	-
152		A_B7500 Other Non Operating Expenses	-	-	(8,660)	(8,660)
153		A_B7600 Internal Allocations & Sales	-	-	-	-
154		A_B7700 Funding Tranfers	-	-	-	-
155		Total_Expenses Expenses	-	307,159	399,938	399,938
156		Statement of Activities Net Result	-	(258,003)	(147,913)	(147,913)
157		A_B4000 Tuition & Educational Fees	-	-	-	-
158		A_B4100 Sales of Goods & Services	-	-	-	-
159		A_B4300 Grants & Contracts	-	-	-	-
160		A_43501 Federal Appropriations	-	-	-	-
161		A_B4400 Other Operating Revenue	-	-	-	-
162		A_B5000 Non Operating Revenues	-	-	-	-
163		A_B5100 Appropriations	-	-	-	-
164		A_B5300 Gifts	-	-	-	-
165		A_B5500 Investment Income	-	-	-	-
166		A_B5600 Other Non Operating Revenues	-	-	-	-
167		Total_Revenue Revenue	-	-	-	-
168		A_B6000 Salaries, Wages & Benefits	-	-	-	-
169		A_B6200 Services & Fees	-	-	-	-
170		A_B6300 Travel	-	-	-	-
171	FC_B45 Restr	A_B6400 Supplies	-	-	-	-
172	Govt Funds	A_B6450 Utilities	-	-	-	-
173		A_B6500 Repairs & Maintenance	-	-	-	-
174		A_B6550 Rentals & Leases	-	-	-	-
175		A_B6575 Interest Expense	-	-	-	-
176		A_B6600 Claims & Judgements	-	-	-	-
177		A_B6650 Other Expense	-	-	-	-
178		A_B6700 Subcontracts	-	-	-	-
179		A_B6900 Depreciation & Amortization	-	-	-	-
180		A_B7000 Capital Expense	-	-	-	-
181		A_B7200 Discontinued Operations	-	-	-	-
182		A_B7500 Other Non Operating Expenses	-	-	-	-
183		A_B7600 Internal Allocations & Sales	-	-	-	-
184		A_B7700 Funding Tranfers	-	-	-	-
185		Total_Expenses Expenses	-	-	-	-
186		Statement of Activities Net Result	-	-	-	-


	A	B	C	D	E	F	
1							
2	O_30001: VP Student Affairs Office						
3	Board of Trustees Report						
4	O_30001: VP Student Affairs Office						
5				FY18	FY19		
6	Fund Class - Source	Summary Level Natural Accounts	Budget	Actual through March	Budget	Variance FY18 Budget to FY19 Budget	
7	FC_105 Unrestricted Operating Class	A_B4000 Tuition & Educational Fees	-	(3,164,661)	(7,265,918)	(7,265,918)	
8		A_B4100 Sales of Goods & Services	-	-	-	-	
9		A_B4300 Grants & Contracts	-	-	-	-	
10		A_43501 Federal Appropriations	-	-	-	-	
11		A_B4400 Other Operating Revenue	-	(30,101)	(28,000)	(28,000)	
12		A_B5000 Non Operating Revenues	-	-	-	-	
13		A_B5100 Appropriations	-	-	-	-	
14		A_B5300 Gifts	-	-	-	-	
15		A_B5500 Investment Income	-	-	-	-	
16		A_B5600 Other Non Operating Revenues	-	-	-	-	
17			Total_Revenue Revenue	-	(3,194,762)	(7,293,918)	(7,293,918)
18			A_B6000 Salaries, Wages & Benefits	447,408	262,488	495,274	47,866
19			A_B6200 Services & Fees	48,656	10,869	35,520	(13,136)
20			A_B6300 Travel	3,000	4,378	10,000	7,000
21			A_B6400 Supplies	17,050	10,906	33,600	16,550
22			A_B6450 Utilities	700	-	-	(700)
23			A_B6500 Repairs & Maintenance	-	-	-	-
24			A_B6550 Rentals & Leases	2,114	25	200	(1,914)
25			A_B6575 Interest Expense	-	-	-	-
26			A_B6600 Claims & Judgements	20,000	-	-	(20,000)
27			A_B6650 Other Expense	3,800	4,167	12,450	8,650
28			A_B6700 Subcontracts	-	-	-	-
29			A_B6900 Depreciation & Amortization	-	-	875	875
30			A_B7000 Capital Expense	-	-	300,000	300,000
31			A_B7200 Discontinued Operations	-	-	-	-
32			A_B7500 Other Non Operating Expenses	-	-	-	-
33			A_B7600 Internal Allocations & Sales	(85,008)	49,639	(173,520)	(88,512)
34			A_B7700 Funding Tranfers	1,600	-	(425,000)	(426,600)
35			Total_Expenses Expenses	459,320	342,472	289,399	(169,921)
36			Statement of Activities Net Result	459,320	(2,852,290)	(7,004,519)	(7,463,839)
37		FC_B20 Designated Op	A_B4000 Tuition & Educational Fees	-	(3,456,110)	-	-
38			A_B4100 Sales of Goods & Services	-	-	-	-
39			A_B4300 Grants & Contracts	(11,200)	-	-	11,200
40			A_43501 Federal Appropriations	-	-	-	-
41			A_B4400 Other Operating Revenue	(27,880)	-	-	27,880
42			A_B5000 Non Operating Revenues	-	-	-	-
43	A_B5100 Appropriations		-	-	-	-	
44	A_B5300 Gifts		(20)	-	-	20	
45	A_B5500 Investment Income		-	-	-	-	
46	A_B5600 Other Non Operating Revenues		250	-	-	(250)	
47			Total_Revenue Revenue	(38,850)	(3,456,110)	-	38,850
48			A_B6000 Salaries, Wages & Benefits	-	-	-	-
49			A_B6200 Services & Fees	26,200	-	-	(26,200)
50			A_B6300 Travel	350	-	-	(350)
51			A_B6400 Supplies	28,448	8,303	-	(28,448)
52			A_B6450 Utilities	-	-	-	-
53			A_B6500 Repairs & Maintenance	-	-	-	-
54			A_B6550 Rentals & Leases	1,000	-	-	(1,000)
55			A_B6575 Interest Expense	-	-	-	-
56			A_B6600 Claims & Judgements	-	-	-	-
57			A_B6650 Other Expense	-	-	-	-
58			A_B6700 Subcontracts	-	-	-	-
59			A_B6900 Depreciation & Amortization	-	-	-	-
60			A_B7000 Capital Expense	-	-	-	-
61			A_B7200 Discontinued Operations	-	-	-	-
62			A_B7500 Other Non Operating Expenses	-	-	-	-
63			A_B7600 Internal Allocations & Sales	-	-	-	-
64			A_B7700 Funding Tranfers	(17,148)	-	-	17,148
65			Total_Expenses Expenses	38,850	8,303	-	(38,850)
66			Statement of Activities Net Result	-	(3,447,807)	-	-


	A	B	C	D	E	F
1						
2	O_30001: VP Student Affairs Office					
3	Board of Trustees Report					
4	O_30001: VP Student Affairs Office					
5			FY18		FY19	
6	Fund Class - Source	Summary Level Natural Accounts	Budget	Actual through March	Budget	Variance FY18 Budget to FY19 Budget
67		A_B4000 Tuition & Educational Fees	-	-	-	-
68		A_B4100 Sales of Goods & Services	-	-	-	-
69		A_B4300 Grants & Contracts	-	-	-	-
70		A_43501 Federal Appropriations	-	-	-	-
71		A_B4400 Other Operating Revenue	-	-	-	-
72		A_B5000 Non Operating Revenues	-	-	-	-
73		A_B5100 Appropriations	-	-	-	-
74		A_B5300 Gifts	-	(1,913)	(38,825)	(38,825)
75		A_B5500 Investment Income	-	-	-	-
76		A_B5600 Other Non Operating Revenues	-	-	-	-
77		Total_Revenue Revenue	-	(1,913)	(38,825)	(38,825)
78		A_B6000 Salaries, Wages & Benefits	-	2,734	-	-
79		A_B6200 Services & Fees	-	-	3,800	3,800
80		A_B6300 Travel	-	-	6,700	6,700
81	FC_B30 Restr	A_B6400 Supplies	-	-	5,250	5,250
82	Expendable Op	A_B6450 Utilities	-	-	-	-
83		A_B6500 Repairs & Maintenance	-	-	-	-
84		A_B6550 Rentals & Leases	-	-	-	-
85		A_B6575 Interest Expense	-	-	-	-
86		A_B6600 Claims & Judgements	-	-	-	-
87		A_B6650 Other Expense	-	290	5,950	5,950
88		A_B6700 Subcontracts	-	-	-	-
89		A_B6900 Depreciation & Amortization	-	-	-	-
90		A_B7000 Capital Expense	-	-	-	-
91		A_B7200 Discontinued Operations	-	-	-	-
92		A_B7500 Other Non Operating Expenses	-	-	-	-
93		A_B7600 Internal Allocations & Sales	-	763	17,125	17,125
94		A_B7700 Funding Tranfers	-	-	-	-
95		Total_Expenses Expenses	-	3,786	38,825	38,825
96		Statement of Activities Net Result	-	1,873	-	-
97		A_B4000 Tuition & Educational Fees	-	-	-	-
98		A_B4100 Sales of Goods & Services	-	-	-	-
99		A_B4300 Grants & Contracts	-	-	-	-
100		A_43501 Federal Appropriations	-	-	-	-
101		A_B4400 Other Operating Revenue	-	-	-	-
102		A_B5000 Non Operating Revenues	-	-	-	-
103		A_B5100 Appropriations	-	-	-	-
104		A_B5300 Gifts	-	-	-	-
105		A_B5500 Investment Income	-	-	-	-
106		A_B5600 Other Non Operating Revenues	-	-	-	-
107		Total_Revenue Revenue	-	-	-	-
108		A_B6000 Salaries, Wages & Benefits	-	-	-	-
109		A_B6200 Services & Fees	-	-	-	-
110		A_B6300 Travel	-	-	-	-
111	FC_B35 Restr	A_B6400 Supplies	-	-	-	-
112	Expendable Non Op	A_B6450 Utilities	-	-	-	-
113		A_B6500 Repairs & Maintenance	-	-	-	-
114		A_B6550 Rentals & Leases	-	-	-	-
115		A_B6575 Interest Expense	-	-	-	-
116		A_B6600 Claims & Judgements	-	-	-	-
117		A_B6650 Other Expense	-	-	-	-
118		A_B6700 Subcontracts	-	-	-	-
119		A_B6900 Depreciation & Amortization	-	-	-	-
120		A_B7000 Capital Expense	-	-	-	-
121		A_B7200 Discontinued Operations	-	-	-	-
122		A_B7500 Other Non Operating Expenses	-	-	-	-
123		A_B7600 Internal Allocations & Sales	-	-	-	-
124		A_B7700 Funding Tranfers	-	-	-	-
125		Total_Expenses Expenses	-	-	-	-
126		Statement of Activities Net Result	-	-	-	-


	A	B	C	D	E	F
1						
2	O_30001: VP Student Affairs Office					
3	Board of Trustees Report					
4	O_30001: VP Student Affairs Office					
5			FY18		FY19	
6	Fund Class - Source	Summary Level Natural Accounts	Budget	Actual through March	Budget	Variance FY18 Budget to FY19 Budget
127		A_B4000 Tuition & Educational Fees	-	-	-	-
128		A_B4100 Sales of Goods & Services	-	-	-	-
129		A_B4300 Grants & Contracts	-	-	-	-
130		A_43501 Federal Appropriations	-	-	-	-
131		A_B4400 Other Operating Revenue	-	-	-	-
132		A_B5000 Non Operating Revenues	-	-	-	-
133		A_B5100 Appropriations	-	-	-	-
134		A_B5300 Gifts	-	-	-	-
135		A_B5500 Investment Income	-	-	-	-
136		A_B5600 Other Non Operating Revenues	-	-	-	-
137		Total_Revenue Revenue	-	-	-	-
138		A_B6000 Salaries, Wages & Benefits	-	-	-	-
139		A_B6200 Services & Fees	-	-	-	-
140		A_B6300 Travel	-	-	-	-
141	FC_B40 Restr	A_B6400 Supplies	-	-	-	-
142	Grants	A_B6450 Utilities	-	-	-	-
143		A_B6500 Repairs & Maintenance	-	-	-	-
144		A_B6550 Rentals & Leases	-	-	-	-
145		A_B6575 Interest Expense	-	-	-	-
146		A_B6600 Claims & Judgements	-	-	-	-
147		A_B6650 Other Expense	-	-	-	-
148		A_B6700 Subcontracts	-	-	-	-
149		A_B6900 Depreciation & Amortization	-	-	-	-
150		A_B7000 Capital Expense	-	-	-	-
151		A_B7200 Discontinued Operations	-	-	-	-
152		A_B7500 Other Non Operating Expenses	-	-	-	-
153		A_B7600 Internal Allocations & Sales	-	-	-	-
154		A_B7700 Funding Tranfers	-	-	-	-
155		Total_Expenses Expenses	-	-	-	-
156		Statement of Activities Net Result	-	-	-	-
157		A_B4000 Tuition & Educational Fees	-	-	-	-
158		A_B4100 Sales of Goods & Services	-	-	-	-
159		A_B4300 Grants & Contracts	-	-	-	-
160		A_43501 Federal Appropriations	-	-	-	-
161		A_B4400 Other Operating Revenue	-	-	-	-
162		A_B5000 Non Operating Revenues	-	-	-	-
163		A_B5100 Appropriations	-	-	-	-
164		A_B5300 Gifts	-	-	-	-
165		A_B5500 Investment Income	-	-	-	-
166		A_B5600 Other Non Operating Revenues	-	-	-	-
167		Total_Revenue Revenue	-	-	-	-
168		A_B6000 Salaries, Wages & Benefits	-	-	-	-
169		A_B6200 Services & Fees	-	-	-	-
170		A_B6300 Travel	-	-	-	-
171	FC_B45 Restr	A_B6400 Supplies	-	-	-	-
172	Govt Funds	A_B6450 Utilities	-	-	-	-
173		A_B6500 Repairs & Maintenance	-	-	-	-
174		A_B6550 Rentals & Leases	-	-	-	-
175		A_B6575 Interest Expense	-	-	-	-
176		A_B6600 Claims & Judgements	-	-	-	-
177		A_B6650 Other Expense	-	-	-	-
178		A_B6700 Subcontracts	-	-	-	-
179		A_B6900 Depreciation & Amortization	-	-	-	-
180		A_B7000 Capital Expense	-	-	-	-
181		A_B7200 Discontinued Operations	-	-	-	-
182		A_B7500 Other Non Operating Expenses	-	-	-	-
183		A_B7600 Internal Allocations & Sales	-	-	-	-
184		A_B7700 Funding Tranfers	-	-	-	-
185		Total_Expenses Expenses	-	-	-	-
186		Statement of Activities Net Result	-	-	-	-


	A	B	C	D	E	F	
1							
2	O_30002: Alumni Relations						
3	Board of Trustees Report						
4	O_30002: Alumni Relations						
5			FY18		FY19		
6	Fund Class - Source	Summary Level Natural Accounts	Budget	Actual through March	Budget	Variance FY18 Budget to FY19 Budget	
7	FC_105 Unrestricted Operating Class	A_B4000 Tuition & Educational Fees	-	-	-	-	
8		A_B4100 Sales of Goods & Services	-	-	-	-	
9		A_B4300 Grants & Contracts	-	-	-	-	
10		A_43501 Federal Appropriations	-	-	-	-	
11		A_B4400 Other Operating Revenue	-	-	-	-	
12		A_B5000 Non Operating Revenues	-	-	-	-	
13		A_B5100 Appropriations	-	-	-	-	
14		A_B5300 Gifts	(153,333)	-	(237,525)	(84,192)	
15		A_B5500 Investment Income	-	-	-	-	
16		A_B5600 Other Non Operating Revenues	-	-	-	-	
17			Total_Revenue Revenue	(153,333)	-	(237,525)	(84,192)
18			A_B6000 Salaries, Wages & Benefits	411,083	301,414	432,183	21,100
19			A_B6200 Services & Fees	1,600	-	1,872	272
20			A_B6300 Travel	-	-	-	-
21			A_B6400 Supplies	-	-	-	-
22			A_B6450 Utilities	-	-	-	-
23			A_B6500 Repairs & Maintenance	-	-	-	-
24			A_B6550 Rentals & Leases	-	-	-	-
25			A_B6575 Interest Expense	-	-	-	-
26			A_B6600 Claims & Judgements	-	-	-	-
27			A_B6650 Other Expense	-	-	-	-
28			A_B6700 Subcontracts	-	-	-	-
29			A_B6900 Depreciation & Amortization	-	-	-	-
30			A_B7000 Capital Expense	-	-	-	-
31			A_B7200 Discontinued Operations	-	-	-	-
32			A_B7500 Other Non Operating Expenses	-	-	-	-
33			A_B7600 Internal Allocations & Sales	-	-	-	-
34			A_B7700 Funding Tranfers	-	-	-	-
35			Total_Expenses Expenses	412,683	301,414	434,055	21,372
36			Statement of Activities Net Result	259,350	301,414	196,530	(62,820)
37		FC_B20 Designated Op	A_B4000 Tuition & Educational Fees	90,000	72,750	-	(90,000)
38			A_B4100 Sales of Goods & Services	-	-	-	-
39			A_B4300 Grants & Contracts	-	-	-	-
40			A_43501 Federal Appropriations	-	-	-	-
41			A_B4400 Other Operating Revenue	(90,000)	(198,030)	(75,000)	15,000
42			A_B5000 Non Operating Revenues	-	-	-	-
43	A_B5100 Appropriations		-	-	-	-	
44	A_B5300 Gifts		-	-	-	-	
45	A_B5500 Investment Income		-	-	-	-	
46	A_B5600 Other Non Operating Revenues		-	-	-	-	
47			Total_Revenue Revenue	-	(125,280)	(75,000)	(75,000)
48			A_B6000 Salaries, Wages & Benefits	-	-	-	-
49			A_B6200 Services & Fees	-	421	-	-
50			A_B6300 Travel	-	-	-	-
51			A_B6400 Supplies	-	817	-	-
52			A_B6450 Utilities	-	-	-	-
53			A_B6500 Repairs & Maintenance	-	-	-	-
54			A_B6550 Rentals & Leases	-	-	-	-
55			A_B6575 Interest Expense	-	-	-	-
56			A_B6600 Claims & Judgements	-	-	-	-
57			A_B6650 Other Expense	-	338	-	-
58			A_B6700 Subcontracts	-	-	-	-
59			A_B6900 Depreciation & Amortization	-	-	-	-
60			A_B7000 Capital Expense	-	-	-	-
61			A_B7200 Discontinued Operations	-	-	-	-
62			A_B7500 Other Non Operating Expenses	-	-	-	-
63			A_B7600 Internal Allocations & Sales	-	-	-	-
64			A_B7700 Funding Tranfers	-	-	-	-
65			Total_Expenses Expenses	-	1,576	-	-
66			Statement of Activities Net Result	-	(123,704)	(75,000)	(75,000)


	A	B	C	D	E	F
1						
2	O_30002: Alumni Relations					
3	Board of Trustees Report					
4	O_30002: Alumni Relations					
5				FY18	FY19	
6	Fund Class - Source	Summary Level Natural Accounts	Budget	Actual through March	Budget	Variance FY18 Budget to FY19 Budget
67		A_B4000 Tuition & Educational Fees	-	125,560	-	-
68		A_B4100 Sales of Goods & Services	-	-	-	-
69		A_B4300 Grants & Contracts	-	-	-	-
70		A_43501 Federal Appropriations	-	-	-	-
71		A_B4400 Other Operating Revenue	-	-	-	-
72		A_B5000 Non Operating Revenues	-	-	-	-
73		A_B5100 Appropriations	-	-	-	-
74		A_B5300 Gifts	-	(99,760)	(6,925)	(6,925)
75		A_B5500 Investment Income	-	-	-	-
76		A_B5600 Other Non Operating Revenues	-	-	-	-
77		Total Revenue Revenue	-	25,801	(6,925)	(6,925)
78		A_B6000 Salaries, Wages & Benefits	-	-	-	-
79		A_B6200 Services & Fees	-	-	-	-
80		A_B6300 Travel	-	-	6,925	6,925
81	FC_B30 Restr Expendable Op	A_B6400 Supplies	-	-	-	-
82		A_B6450 Utilities	-	-	-	-
83		A_B6500 Repairs & Maintenance	-	-	-	-
84		A_B6550 Rentals & Leases	-	-	-	-
85		A_B6575 Interest Expense	-	-	-	-
86		A_B6600 Claims & Judgements	-	-	-	-
87		A_B6650 Other Expense	-	-	-	-
88		A_B6700 Subcontracts	-	-	-	-
89		A_B6900 Depreciation & Amortization	-	-	-	-
90		A_B7000 Capital Expense	-	-	-	-
91		A_B7200 Discontinued Operations	-	-	-	-
92		A_B7500 Other Non Operating Expenses	-	-	-	-
93		A_B7600 Internal Allocations & Sales	-	-	-	-
94		A_B7700 Funding Tranfers	-	-	-	-
95			Total Expenses Expenses	-	-	6,925
96		Statement of Activities Net Result	-	25,801	-	-
97		A_B4000 Tuition & Educational Fees	-	-	-	-
98		A_B4100 Sales of Goods & Services	-	-	-	-
99		A_B4300 Grants & Contracts	-	-	-	-
100		A_43501 Federal Appropriations	-	-	-	-
101		A_B4400 Other Operating Revenue	-	-	-	-
102		A_B5000 Non Operating Revenues	-	-	-	-
103		A_B5100 Appropriations	-	-	-	-
104		A_B5300 Gifts	-	-	-	-
105		A_B5500 Investment Income	-	-	-	-
106		A_B5600 Other Non Operating Revenues	-	-	-	-
107		Total Revenue Revenue	-	-	-	-
108		A_B6000 Salaries, Wages & Benefits	-	-	-	-
109		A_B6200 Services & Fees	-	-	-	-
110		A_B6300 Travel	-	-	-	-
111	FC_B35 Restr Expendable Non Op	A_B6400 Supplies	-	-	-	-
112		A_B6450 Utilities	-	-	-	-
113		A_B6500 Repairs & Maintenance	-	-	-	-
114		A_B6550 Rentals & Leases	-	-	-	-
115		A_B6575 Interest Expense	-	-	-	-
116		A_B6600 Claims & Judgements	-	-	-	-
117		A_B6650 Other Expense	-	-	-	-
118		A_B6700 Subcontracts	-	-	-	-
119		A_B6900 Depreciation & Amortization	-	-	-	-
120		A_B7000 Capital Expense	-	-	-	-
121		A_B7200 Discontinued Operations	-	-	-	-
122		A_B7500 Other Non Operating Expenses	-	-	-	-
123		A_B7600 Internal Allocations & Sales	-	-	-	-
124		A_B7700 Funding Tranfers	-	-	-	-
125			Total Expenses Expenses	-	-	-
126		Statement of Activities Net Result	-	-	-	-

	A	B	C	D	E	F
1						
2	O_30002: Alumni Relations					
3	Board of Trustees Report					
4	O_30002: Alumni Relations					
5			FY18		FY19	
6	Fund Class - Source	Summary Level Natural Accounts	Budget	Actual through March	Budget	Variance FY18 Budget to FY19 Budget
127		A_B4000 Tuition & Educational Fees	-	-	-	-
128		A_B4100 Sales of Goods & Services	-	-	-	-
129		A_B4300 Grants & Contracts	-	-	-	-
130		A_43501 Federal Appropriations	-	-	-	-
131		A_B4400 Other Operating Revenue	-	-	-	-
132		A_B5000 Non Operating Revenues	-	-	-	-
133		A_B5100 Appropriations	-	-	-	-
134		A_B5300 Gifts	-	-	-	-
135		A_B5500 Investment Income	-	-	-	-
136		A_B5600 Other Non Operating Revenues	-	-	-	-
137		Total_Revenue Revenue	-	-	-	-
138		A_B6000 Salaries, Wages & Benefits	-	-	-	-
139		A_B6200 Services & Fees	-	-	-	-
140		A_B6300 Travel	-	-	-	-
141	FC_B40 Restr	A_B6400 Supplies	-	-	-	-
142	Grants	A_B6450 Utilities	-	-	-	-
143		A_B6500 Repairs & Maintenance	-	-	-	-
144		A_B6550 Rentals & Leases	-	-	-	-
145		A_B6575 Interest Expense	-	-	-	-
146		A_B6600 Claims & Judgements	-	-	-	-
147		A_B6650 Other Expense	-	-	-	-
148		A_B6700 Subcontracts	-	-	-	-
149		A_B6900 Depreciation & Amortization	-	-	-	-
150		A_B7000 Capital Expense	-	-	-	-
151		A_B7200 Discontinued Operations	-	-	-	-
152		A_B7500 Other Non Operating Expenses	-	-	-	-
153		A_B7600 Internal Allocations & Sales	-	-	-	-
154		A_B7700 Funding Tranfers	-	-	-	-
155		Total_Expenses Expenses	-	-	-	-
156		Statement of Activities Net Result	-	-	-	-
157		A_B4000 Tuition & Educational Fees	-	-	-	-
158		A_B4100 Sales of Goods & Services	-	-	-	-
159		A_B4300 Grants & Contracts	-	-	-	-
160		A_43501 Federal Appropriations	-	-	-	-
161		A_B4400 Other Operating Revenue	-	-	-	-
162		A_B5000 Non Operating Revenues	-	-	-	-
163		A_B5100 Appropriations	-	-	-	-
164		A_B5300 Gifts	-	-	-	-
165		A_B5500 Investment Income	-	-	-	-
166		A_B5600 Other Non Operating Revenues	-	-	-	-
167		Total_Revenue Revenue	-	-	-	-
168		A_B6000 Salaries, Wages & Benefits	-	-	-	-
169		A_B6200 Services & Fees	-	-	-	-
170		A_B6300 Travel	-	-	-	-
171	FC_B45 Restr	A_B6400 Supplies	-	-	-	-
172	Govt Funds	A_B6450 Utilities	-	-	-	-
173		A_B6500 Repairs & Maintenance	-	-	-	-
174		A_B6550 Rentals & Leases	-	-	-	-
175		A_B6575 Interest Expense	-	-	-	-
176		A_B6600 Claims & Judgements	-	-	-	-
177		A_B6650 Other Expense	-	-	-	-
178		A_B6700 Subcontracts	-	-	-	-
179		A_B6900 Depreciation & Amortization	-	-	-	-
180		A_B7000 Capital Expense	-	-	-	-
181		A_B7200 Discontinued Operations	-	-	-	-
182		A_B7500 Other Non Operating Expenses	-	-	-	-
183		A_B7600 Internal Allocations & Sales	-	-	-	-
184		A_B7700 Funding Tranfers	-	-	-	-
185		Total_Expenses Expenses	-	-	-	-
186		Statement of Activities Net Result	-	-	-	-


	A	B	C	D	E	F	
1							
2	O_31001: Dean of Students Office						
3	Board of Trustees Report						
4	O_31001: Dean of Students Office						
5			FY18		FY19		
6	Fund Class - Source	Summary Level Natural Accounts	Budget	Actual through March	Budget	Variance FY18 Budget to FY19 Budget	
7	FC_105 Unrestricted Operating Class	A_B4000 Tuition & Educational Fees	(161,881)	-	-	161,881	
8		A_B4100 Sales of Goods & Services	-	-	-	-	
9		A_B4300 Grants & Contracts	-	-	-	-	
10		A_43501 Federal Appropriations	-	-	-	-	
11		A_B4400 Other Operating Revenue	-	-	-	-	
12		A_B5000 Non Operating Revenues	-	-	-	-	
13		A_B5100 Appropriations	-	-	-	-	
14		A_B5300 Gifts	-	-	-	-	
15		A_B5500 Investment Income	-	-	-	-	
16		A_B5600 Other Non Operating Revenues	-	-	-	-	
17			Total_Revenue Revenue	(161,881)	-	-	161,881
18			A_B6000 Salaries, Wages & Benefits	675,403	343,786	622,356	(53,047)
19			A_B6200 Services & Fees	26,710	1,144	7,500	(19,210)
20			A_B6300 Travel	19,575	10,025	30,000	10,425
21			A_B6400 Supplies	4,345	1,770	7,600	3,255
22			A_B6450 Utilities	4,318	196	-	(4,318)
23			A_B6500 Repairs & Maintenance	300	162	680	380
24			A_B6550 Rentals & Leases	500	-	-	(500)
25			A_B6575 Interest Expense	-	-	-	-
26			A_B6600 Claims & Judgements	-	-	-	-
27			A_B6650 Other Expense	17,375	10,703	15,050	(2,325)
28			A_B6700 Subcontracts	-	-	-	-
29			A_B6900 Depreciation & Amortization	-	-	-	-
30			A_B7000 Capital Expense	-	-	-	-
31			A_B7200 Discontinued Operations	-	-	-	-
32			A_B7500 Other Non Operating Expenses	-	-	-	-
33			A_B7600 Internal Allocations & Sales	(48,075)	7,783	8,500	56,575
34			A_B7700 Funding Tranfers	-	-	-	-
35			Total_Expenses Expenses	700,451	375,569	691,686	(8,765)
36			Statement of Activities Net Result	538,570	375,569	691,686	153,116
37		FC_B20 Designated Op	A_B4000 Tuition & Educational Fees	(3,658)	-	-	3,658
38			A_B4100 Sales of Goods & Services	-	-	-	-
39			A_B4300 Grants & Contracts	-	-	-	-
40			A_43501 Federal Appropriations	-	-	-	-
41			A_B4400 Other Operating Revenue	-	-	-	-
42			A_B5000 Non Operating Revenues	-	-	-	-
43	A_B5100 Appropriations		-	-	-	-	
44	A_B5300 Gifts		-	-	-	-	
45	A_B5500 Investment Income		-	-	-	-	
46	A_B5600 Other Non Operating Revenues		-	-	-	-	
47			Total_Revenue Revenue	(3,658)	-	-	3,658
48			A_B6000 Salaries, Wages & Benefits	-	-	-	-
49			A_B6200 Services & Fees	-	-	-	-
50			A_B6300 Travel	-	-	-	-
51			A_B6400 Supplies	-	-	-	-
52			A_B6450 Utilities	-	-	-	-
53			A_B6500 Repairs & Maintenance	-	-	-	-
54			A_B6550 Rentals & Leases	-	-	-	-
55			A_B6575 Interest Expense	-	-	-	-
56			A_B6600 Claims & Judgements	-	-	-	-
57			A_B6650 Other Expense	3,658	-	-	(3,658)
58			A_B6700 Subcontracts	-	-	-	-
59			A_B6900 Depreciation & Amortization	-	-	-	-
60			A_B7000 Capital Expense	-	-	-	-
61			A_B7200 Discontinued Operations	-	-	-	-
62			A_B7500 Other Non Operating Expenses	-	-	-	-
63			A_B7600 Internal Allocations & Sales	-	-	-	-
64			A_B7700 Funding Tranfers	-	-	-	-
65			Total_Expenses Expenses	3,658	-	-	(3,658)
66			Statement of Activities Net Result	-	-	-	-


	A	B	C	D	E	F
1						
2	O_31001: Dean of Students Office					
3	Board of Trustees Report					
4	O_31001: Dean of Students Office					
5			FY18		FY19	
6	Fund Class - Source	Summary Level Natural Accounts	Budget	Actual through March	Budget	Variance FY18 Budget to FY19 Budget
67		A_B4000 Tuition & Educational Fees	-	26,400	55,000	55,000
68		A_B4100 Sales of Goods & Services	-	-	-	-
69		A_B4300 Grants & Contracts	-	-	-	-
70		A_43501 Federal Appropriations	-	-	-	-
71		A_B4400 Other Operating Revenue	-	-	-	-
72		A_B5000 Non Operating Revenues	-	-	-	-
73		A_B5100 Appropriations	-	-	-	-
74		A_B5300 Gifts	-	(29,634)	(74,093)	(74,093)
75		A_B5500 Investment Income	-	-	-	-
76		A_B5600 Other Non Operating Revenues	-	-	-	-
77		Total_Revenue Revenue	-	(3,234)	(19,093)	(19,093)
78		A_B6000 Salaries, Wages & Benefits	-	426	-	-
79		A_B6200 Services & Fees	-	-	-	-
80		A_B6300 Travel	-	-	4,000	4,000
81	FC_B30 Restr	A_B6400 Supplies	-	-	1,484	1,484
82	Expendable Op	A_B6450 Utilities	-	-	-	-
83		A_B6500 Repairs & Maintenance	-	-	-	-
84		A_B6550 Rentals & Leases	-	-	-	-
85		A_B6575 Interest Expense	-	-	-	-
86		A_B6600 Claims & Judgements	-	-	-	-
87		A_B6650 Other Expense	-	-	12,919	12,919
88		A_B6700 Subcontracts	-	-	-	-
89		A_B6900 Depreciation & Amortization	-	-	-	-
90		A_B7000 Capital Expense	-	-	-	-
91		A_B7200 Discontinued Operations	-	-	-	-
92		A_B7500 Other Non Operating Expenses	-	-	-	-
93		A_B7600 Internal Allocations & Sales	-	2,808	690	690
94		A_B7700 Funding Tranfers	-	-	-	-
95		Total_Expenses Expenses	-	3,234	19,093	19,093
96		Statement of Activities Net Result	-	-	-	-
97		A_B4000 Tuition & Educational Fees	-	-	-	-
98		A_B4100 Sales of Goods & Services	-	-	-	-
99		A_B4300 Grants & Contracts	-	-	-	-
100		A_43501 Federal Appropriations	-	-	-	-
101		A_B4400 Other Operating Revenue	-	-	-	-
102		A_B5000 Non Operating Revenues	-	-	-	-
103		A_B5100 Appropriations	-	-	-	-
104		A_B5300 Gifts	-	-	-	-
105		A_B5500 Investment Income	-	-	-	-
106		A_B5600 Other Non Operating Revenues	-	-	-	-
107		Total_Revenue Revenue	-	-	-	-
108		A_B6000 Salaries, Wages & Benefits	-	-	-	-
109		A_B6200 Services & Fees	-	-	-	-
110		A_B6300 Travel	-	-	-	-
111	FC_B35 Restr	A_B6400 Supplies	-	-	-	-
112	Expendable Non Op	A_B6450 Utilities	-	-	-	-
113		A_B6500 Repairs & Maintenance	-	-	-	-
114		A_B6550 Rentals & Leases	-	-	-	-
115		A_B6575 Interest Expense	-	-	-	-
116		A_B6600 Claims & Judgements	-	-	-	-
117		A_B6650 Other Expense	-	-	-	-
118		A_B6700 Subcontracts	-	-	-	-
119		A_B6900 Depreciation & Amortization	-	-	-	-
120		A_B7000 Capital Expense	-	-	-	-
121		A_B7200 Discontinued Operations	-	-	-	-
122		A_B7500 Other Non Operating Expenses	-	-	-	-
123		A_B7600 Internal Allocations & Sales	-	-	-	-
124		A_B7700 Funding Tranfers	-	-	-	-
125		Total_Expenses Expenses	-	-	-	-
126		Statement of Activities Net Result	-	-	-	-


	A	B	C	D	E	F
1						
2	O_31001: Dean of Students Office					
3	Board of Trustees Report					
4	O_31001: Dean of Students Office					
5			FY18		FY19	
6	Fund Class - Source	Summary Level Natural Accounts	Budget	Actual through March	Budget	Variance FY18 Budget to FY19 Budget
127		A_B4000 Tuition & Educational Fees	-	-	-	-
128		A_B4100 Sales of Goods & Services	-	-	-	-
129		A_B4300 Grants & Contracts	-	-	-	-
130		A_43501 Federal Appropriations	-	-	-	-
131		A_B4400 Other Operating Revenue	-	-	-	-
132		A_B5000 Non Operating Revenues	-	-	-	-
133		A_B5100 Appropriations	-	-	-	-
134		A_B5300 Gifts	-	-	-	-
135		A_B5500 Investment Income	-	-	-	-
136		A_B5600 Other Non Operating Revenues	-	-	-	-
137		Total_Revenue Revenue	-	-	-	-
138		A_B6000 Salaries, Wages & Benefits	-	-	-	-
139		A_B6200 Services & Fees	-	-	-	-
140		A_B6300 Travel	-	-	-	-
141	FC_B40 Restr	A_B6400 Supplies	-	-	-	-
142	Grants	A_B6450 Utilities	-	-	-	-
143		A_B6500 Repairs & Maintenance	-	-	-	-
144		A_B6550 Rentals & Leases	-	-	-	-
145		A_B6575 Interest Expense	-	-	-	-
146		A_B6600 Claims & Judgements	-	-	-	-
147		A_B6650 Other Expense	-	-	-	-
148		A_B6700 Subcontracts	-	-	-	-
149		A_B6900 Depreciation & Amortization	-	-	-	-
150		A_B7000 Capital Expense	-	-	-	-
151		A_B7200 Discontinued Operations	-	-	-	-
152		A_B7500 Other Non Operating Expenses	-	-	-	-
153		A_B7600 Internal Allocations & Sales	-	-	-	-
154		A_B7700 Funding Tranfers	-	-	-	-
155		Total_Expenses Expenses	-	-	-	-
156		Statement of Activities Net Result	-	-	-	-
157		A_B4000 Tuition & Educational Fees	-	-	-	-
158		A_B4100 Sales of Goods & Services	-	-	-	-
159		A_B4300 Grants & Contracts	-	-	-	-
160		A_43501 Federal Appropriations	-	-	-	-
161		A_B4400 Other Operating Revenue	-	-	-	-
162		A_B5000 Non Operating Revenues	-	-	-	-
163		A_B5100 Appropriations	-	-	-	-
164		A_B5300 Gifts	-	-	-	-
165		A_B5500 Investment Income	-	-	-	-
166		A_B5600 Other Non Operating Revenues	-	-	-	-
167		Total_Revenue Revenue	-	-	-	-
168		A_B6000 Salaries, Wages & Benefits	-	-	-	-
169		A_B6200 Services & Fees	-	-	-	-
170		A_B6300 Travel	-	-	-	-
171	FC_B45 Restr	A_B6400 Supplies	-	-	-	-
172	Govt Funds	A_B6450 Utilities	-	-	-	-
173		A_B6500 Repairs & Maintenance	-	-	-	-
174		A_B6550 Rentals & Leases	-	-	-	-
175		A_B6575 Interest Expense	-	-	-	-
176		A_B6600 Claims & Judgements	-	-	-	-
177		A_B6650 Other Expense	-	-	-	-
178		A_B6700 Subcontracts	-	-	-	-
179		A_B6900 Depreciation & Amortization	-	-	-	-
180		A_B7000 Capital Expense	-	-	-	-
181		A_B7200 Discontinued Operations	-	-	-	-
182		A_B7500 Other Non Operating Expenses	-	-	-	-
183		A_B7600 Internal Allocations & Sales	-	-	-	-
184		A_B7700 Funding Tranfers	-	-	-	-
185		Total_Expenses Expenses	-	-	-	-
186		Statement of Activities Net Result	-	-	-	-


	A	B	C	D	E	F	
1							
2	O_31011: University Counseling Center						
3	Board of Trustees Report						
4	O_31011: University Counseling Center						
5			FY18		FY19		
6	Fund Class - Source	Summary Level Natural Accounts	Budget	Actual through March	Budget	Variance FY18 Budget to FY19 Budget	
7	FC_105 Unrestricted Operating Class	A_B4000 Tuition & Educational Fees	(328,128)	-	-	328,128	
8		A_B4100 Sales of Goods & Services	-	-	-	-	
9		A_B4300 Grants & Contracts	-	-	-	-	
10		A_43501 Federal Appropriations	-	-	-	-	
11		A_B4400 Other Operating Revenue	-	(125)	-	-	
12		A_B5000 Non Operating Revenues	-	-	-	-	
13		A_B5100 Appropriations	-	-	-	-	
14		A_B5300 Gifts	-	-	-	-	
15		A_B5500 Investment Income	-	-	-	-	
16		A_B5600 Other Non Operating Revenues	-	-	-	-	
17			Total_Revenue Revenue	(328,128)	(125)	-	328,128
18			A_B6000 Salaries, Wages & Benefits	835,484	537,844	839,935	4,451
19			A_B6200 Services & Fees	14,250	210	7,500	(6,750)
20			A_B6300 Travel	6,000	6,708	6,000	-
21			A_B6400 Supplies	12,450	5,844	12,000	(450)
22			A_B6450 Utilities	-	-	-	-
23			A_B6500 Repairs & Maintenance	-	-	-	-
24			A_B6550 Rentals & Leases	500	-	500	-
25			A_B6575 Interest Expense	-	-	-	-
26			A_B6600 Claims & Judgements	-	-	-	-
27			A_B6650 Other Expense	7,962	11,389	4,962	(3,000)
28			A_B6700 Subcontracts	-	324	-	-
29			A_B6900 Depreciation & Amortization	-	-	-	-
30			A_B7000 Capital Expense	-	-	-	-
31			A_B7200 Discontinued Operations	-	-	-	-
32			A_B7500 Other Non Operating Expenses	-	-	-	-
33			A_B7600 Internal Allocations & Sales	(334,561)	(42,609)	6,750	341,311
34			A_B7700 Funding Tranfers	(8,415)	-	-	8,415
35			Total_Expenses Expenses	533,670	519,709	877,647	343,977
36			Statement of Activities Net Result	205,542	519,584	877,647	672,105
37		FC_B20 Designated Op	A_B4000 Tuition & Educational Fees	-	-	-	-
38			A_B4100 Sales of Goods & Services	-	-	-	-
39			A_B4300 Grants & Contracts	-	-	-	-
40			A_43501 Federal Appropriations	-	-	-	-
41			A_B4400 Other Operating Revenue	-	-	-	-
42			A_B5000 Non Operating Revenues	-	-	-	-
43	A_B5100 Appropriations		-	-	-	-	
44	A_B5300 Gifts		-	-	-	-	
45	A_B5500 Investment Income		-	-	-	-	
46	A_B5600 Other Non Operating Revenues		-	-	-	-	
47			Total_Revenue Revenue	-	-	-	-
48			A_B6000 Salaries, Wages & Benefits	-	-	-	-
49			A_B6200 Services & Fees	-	-	-	-
50			A_B6300 Travel	-	-	-	-
51			A_B6400 Supplies	-	-	-	-
52			A_B6450 Utilities	-	-	-	-
53			A_B6500 Repairs & Maintenance	-	-	-	-
54			A_B6550 Rentals & Leases	-	-	-	-
55			A_B6575 Interest Expense	-	-	-	-
56			A_B6600 Claims & Judgements	-	-	-	-
57			A_B6650 Other Expense	-	-	-	-
58			A_B6700 Subcontracts	-	-	-	-
59			A_B6900 Depreciation & Amortization	-	-	-	-
60			A_B7000 Capital Expense	-	-	-	-
61			A_B7200 Discontinued Operations	-	-	-	-
62			A_B7500 Other Non Operating Expenses	-	-	-	-
63			A_B7600 Internal Allocations & Sales	-	-	-	-
64			A_B7700 Funding Tranfers	-	-	-	-
65			Total_Expenses Expenses	-	-	-	-
66			Statement of Activities Net Result	-	-	-	-


	A	B	C	D	E	F
1						
2	O_31011: University Counseling Center					
3	Board of Trustees Report					
4	O_31011: University Counseling Center					
5			FY18		FY19	
6	Fund Class - Source	Summary Level Natural Accounts	Budget	Actual through March	Budget	Variance FY18 Budget to FY19 Budget
67		A_B4000 Tuition & Educational Fees	-	-	-	-
68		A_B4100 Sales of Goods & Services	-	-	-	-
69		A_B4300 Grants & Contracts	-	-	-	-
70		A_43501 Federal Appropriations	-	-	-	-
71		A_B4400 Other Operating Revenue	-	-	-	-
72		A_B5000 Non Operating Revenues	-	-	-	-
73		A_B5100 Appropriations	-	-	-	-
74		A_B5300 Gifts	-	-	(1,497)	(1,497)
75		A_B5500 Investment Income	-	-	-	-
76		A_B5600 Other Non Operating Revenues	-	-	-	-
77		Total_Revenue Revenue	-	-	(1,497)	(1,497)
78		A_B6000 Salaries, Wages & Benefits	-	-	-	-
79		A_B6200 Services & Fees	-	-	-	-
80		A_B6300 Travel	-	-	-	-
81	FC_B30 Restr	A_B6400 Supplies	-	-	1,497	1,497
82	Expendable Op	A_B6450 Utilities	-	-	-	-
83		A_B6500 Repairs & Maintenance	-	-	-	-
84		A_B6550 Rentals & Leases	-	-	-	-
85		A_B6575 Interest Expense	-	-	-	-
86		A_B6600 Claims & Judgements	-	-	-	-
87		A_B6650 Other Expense	-	-	-	-
88		A_B6700 Subcontracts	-	-	-	-
89		A_B6900 Depreciation & Amortization	-	-	-	-
90		A_B7000 Capital Expense	-	-	-	-
91		A_B7200 Discontinued Operations	-	-	-	-
92		A_B7500 Other Non Operating Expenses	-	-	-	-
93		A_B7600 Internal Allocations & Sales	-	-	-	-
94		A_B7700 Funding Tranfers	-	-	-	-
95		Total_Expenses Expenses	-	-	1,497	1,497
96		Statement of Activities Net Result	-	-	-	-
97		A_B4000 Tuition & Educational Fees	-	-	-	-
98		A_B4100 Sales of Goods & Services	-	-	-	-
99		A_B4300 Grants & Contracts	-	-	-	-
100		A_43501 Federal Appropriations	-	-	-	-
101		A_B4400 Other Operating Revenue	-	-	-	-
102		A_B5000 Non Operating Revenues	-	-	-	-
103		A_B5100 Appropriations	-	-	-	-
104		A_B5300 Gifts	-	-	-	-
105		A_B5500 Investment Income	-	-	-	-
106		A_B5600 Other Non Operating Revenues	-	-	-	-
107		Total_Revenue Revenue	-	-	-	-
108		A_B6000 Salaries, Wages & Benefits	-	-	-	-
109		A_B6200 Services & Fees	-	-	-	-
110		A_B6300 Travel	-	-	-	-
111	FC_B35 Restr	A_B6400 Supplies	-	-	-	-
112	Expendable	A_B6450 Utilities	-	-	-	-
113	Non Op	A_B6500 Repairs & Maintenance	-	-	-	-
114		A_B6550 Rentals & Leases	-	-	-	-
115		A_B6575 Interest Expense	-	-	-	-
116		A_B6600 Claims & Judgements	-	-	-	-
117		A_B6650 Other Expense	-	-	-	-
118		A_B6700 Subcontracts	-	-	-	-
119		A_B6900 Depreciation & Amortization	-	-	-	-
120		A_B7000 Capital Expense	-	-	-	-
121		A_B7200 Discontinued Operations	-	-	-	-
122		A_B7500 Other Non Operating Expenses	-	-	-	-
123		A_B7600 Internal Allocations & Sales	-	-	-	-
124		A_B7700 Funding Tranfers	-	-	-	-
125		Total_Expenses Expenses	-	-	-	-
126		Statement of Activities Net Result	-	-	-	-


	A	B	C	D	E	F
1						
2	O_31011: University Counseling Center					
3	Board of Trustees Report					
4	O_31011: University Counseling Center					
5						
6	Fund Class - Source	Summary Level Natural Accounts	FY18 Budget	FY19 Actual through March	FY19 Budget	Variance FY18 Budget to FY19 Budget
127		A_B4000 Tuition & Educational Fees	-	-	728	728
128		A_B4100 Sales of Goods & Services	-	-	-	-
129		A_B4300 Grants & Contracts	-	(8,782)	(19,482)	(19,482)
130		A_43501 Federal Appropriations	-	-	-	-
131		A_B4400 Other Operating Revenue	-	-	-	-
132		A_B5000 Non Operating Revenues	-	-	-	-
133		A_B5100 Appropriations	-	-	-	-
134		A_B5300 Gifts	-	-	-	-
135		A_B5500 Investment Income	-	-	-	-
136		A_B5600 Other Non Operating Revenues	-	-	5,463	5,463
137		Total Revenue Revenue	-	(8,782)	(13,291)	(13,291)
138		A_B6000 Salaries, Wages & Benefits	-	8,720	12,763	12,763
139		A_B6200 Services & Fees	-	-	(5,292)	(5,292)
140		A_B6300 Travel	-	-	233	233
141	FC_B40 Restr	A_B6400 Supplies	-	-	3,205	3,205
142	Grants	A_B6450 Utilities	-	-	-	-
143		A_B6500 Repairs & Maintenance	-	-	-	-
144		A_B6550 Rentals & Leases	-	-	2,549	2,549
145		A_B6575 Interest Expense	-	-	-	-
146		A_B6600 Claims & Judgements	-	-	-	-
147		A_B6650 Other Expense	-	-	-	-
148		A_B6700 Subcontracts	-	-	-	-
149		A_B6900 Depreciation & Amortization	-	-	-	-
150		A_B7000 Capital Expense	-	-	-	-
151		A_B7200 Discontinued Operations	-	-	-	-
152		A_B7500 Other Non Operating Expenses	-	-	(167)	(167)
153		A_B7600 Internal Allocations & Sales	-	-	-	-
154		A_B7700 Funding Tranfers	-	-	-	-
155		Total Expenses Expenses	-	8,720	13,291	13,291
156		Statement of Activities Net Result	-	(63)	-	-
157		A_B4000 Tuition & Educational Fees	-	-	-	-
158		A_B4100 Sales of Goods & Services	-	-	-	-
159		A_B4300 Grants & Contracts	-	-	-	-
160		A_43501 Federal Appropriations	-	-	-	-
161		A_B4400 Other Operating Revenue	-	-	-	-
162		A_B5000 Non Operating Revenues	-	-	-	-
163		A_B5100 Appropriations	-	-	-	-
164		A_B5300 Gifts	-	-	-	-
165		A_B5500 Investment Income	-	-	-	-
166		A_B5600 Other Non Operating Revenues	-	-	-	-
167		Total Revenue Revenue	-	-	-	-
168		A_B6000 Salaries, Wages & Benefits	-	-	-	-
169		A_B6200 Services & Fees	-	-	-	-
170		A_B6300 Travel	-	-	-	-
171	FC_B45 Restr	A_B6400 Supplies	-	-	-	-
172	Govt Funds	A_B6450 Utilities	-	-	-	-
173		A_B6500 Repairs & Maintenance	-	-	-	-
174		A_B6550 Rentals & Leases	-	-	-	-
175		A_B6575 Interest Expense	-	-	-	-
176		A_B6600 Claims & Judgements	-	-	-	-
177		A_B6650 Other Expense	-	-	-	-
178		A_B6700 Subcontracts	-	-	-	-
179		A_B6900 Depreciation & Amortization	-	-	-	-
180		A_B7000 Capital Expense	-	-	-	-
181		A_B7200 Discontinued Operations	-	-	-	-
182		A_B7500 Other Non Operating Expenses	-	-	-	-
183		A_B7600 Internal Allocations & Sales	-	-	-	-
184		A_B7700 Funding Tranfers	-	-	-	-
185		Total Expenses Expenses	-	-	-	-
186		Statement of Activities Net Result	-	-	-	-


	A	B	C	D	E	F	
1							
2	O_31012: AWARE						
3	Board of Trustees Report						
4	O_31012: AWARE						
5			FY18		FY19		
6	Fund Class - Source	Summary Level Natural Accounts	Budget	Actual through March	Budget	Variance FY18 Budget to FY19 Budget	
7	FC_105 Unrestricted Operating Class	A_B4000 Tuition & Educational Fees	(109,348)	24,827	32,865	142,213	
8		A_B4100 Sales of Goods & Services	-	-	-	-	
9		A_B4300 Grants & Contracts	-	-	-	-	
10		A_43501 Federal Appropriations	-	-	-	-	
11		A_B4400 Other Operating Revenue	-	-	-	-	
12		A_B5000 Non Operating Revenues	-	-	-	-	
13		A_B5100 Appropriations	-	-	-	-	
14		A_B5300 Gifts	-	-	-	-	
15		A_B5500 Investment Income	-	-	-	-	
16		A_B5600 Other Non Operating Revenues	-	-	-	-	
17			Total_Revenue Revenue	(109,348)	24,827	32,865	142,213
18			A_B6000 Salaries, Wages & Benefits	74,292	38,247	86,015	11,723
19			A_B6200 Services & Fees	19,100	311	18,000	(1,100)
20			A_B6300 Travel	1,000	2,458	-	(1,000)
21			A_B6400 Supplies	28,500	31,192	61,500	33,000
22			A_B6450 Utilities	-	-	-	-
23			A_B6500 Repairs & Maintenance	-	-	-	-
24			A_B6550 Rentals & Leases	100	-	-	(100)
25			A_B6575 Interest Expense	-	-	-	-
26			A_B6600 Claims & Judgements	-	-	-	-
27			A_B6650 Other Expense	1,000	3,231	1,000	-
28			A_B6700 Subcontracts	-	-	-	-
29			A_B6900 Depreciation & Amortization	-	-	-	-
30			A_B7000 Capital Expense	-	-	-	-
31			A_B7200 Discontinued Operations	-	-	-	-
32			A_B7500 Other Non Operating Expenses	-	1,870	-	-
33			A_B7600 Internal Allocations & Sales	(15,216)	2,610	1,100	16,316
34			A_B7700 Funding Tranfers	9,664	-	-	(9,664)
35			Total_Expenses Expenses	118,440	79,919	167,615	49,175
36			Statement of Activities Net Result	9,092	104,746	200,480	191,388
37		FC_B20 Designated Op	A_B4000 Tuition & Educational Fees	-	-	-	-
38			A_B4100 Sales of Goods & Services	-	-	-	-
39			A_B4300 Grants & Contracts	-	-	-	-
40			A_43501 Federal Appropriations	-	-	-	-
41			A_B4400 Other Operating Revenue	-	(5,100)	-	-
42			A_B5000 Non Operating Revenues	-	-	-	-
43	A_B5100 Appropriations		-	-	-	-	
44	A_B5300 Gifts		-	-	-	-	
45	A_B5500 Investment Income		-	-	-	-	
46	A_B5600 Other Non Operating Revenues		-	-	-	-	
47			Total_Revenue Revenue	-	(5,100)	-	-
48			A_B6000 Salaries, Wages & Benefits	-	-	-	-
49			A_B6200 Services & Fees	-	-	-	-
50			A_B6300 Travel	-	-	-	-
51			A_B6400 Supplies	-	90	-	-
52			A_B6450 Utilities	-	-	-	-
53			A_B6500 Repairs & Maintenance	-	-	-	-
54			A_B6550 Rentals & Leases	-	-	-	-
55			A_B6575 Interest Expense	-	-	-	-
56			A_B6600 Claims & Judgements	-	-	-	-
57			A_B6650 Other Expense	-	-	-	-
58			A_B6700 Subcontracts	-	-	-	-
59			A_B6900 Depreciation & Amortization	-	-	-	-
60			A_B7000 Capital Expense	-	-	-	-
61			A_B7200 Discontinued Operations	-	-	-	-
62			A_B7500 Other Non Operating Expenses	-	350	-	-
63			A_B7600 Internal Allocations & Sales	-	541	-	-
64			A_B7700 Funding Tranfers	-	-	-	-
65			Total_Expenses Expenses	-	981	-	-
66			Statement of Activities Net Result	-	(4,119)	-	-


	A	B	C	D	E	F
1						
2	O_31012: AWARE					
3	Board of Trustees Report					
4	O_31012: AWARE					
5			FY18		FY19	
6	Fund Class - Source	Summary Level Natural Accounts	Budget	Actual through March	Budget	Variance FY18 Budget to FY19 Budget
67		A_B4000 Tuition & Educational Fees	-	-	-	-
68		A_B4100 Sales of Goods & Services	-	-	-	-
69		A_B4300 Grants & Contracts	-	-	-	-
70		A_43501 Federal Appropriations	-	-	-	-
71		A_B4400 Other Operating Revenue	-	-	-	-
72		A_B5000 Non Operating Revenues	-	-	-	-
73		A_B5100 Appropriations	-	-	-	-
74		A_B5300 Gifts	-	-	-	-
75		A_B5500 Investment Income	-	-	-	-
76		A_B5600 Other Non Operating Revenues	-	-	-	-
77		Total_Revenue Revenue	-	-	-	-
78		A_B6000 Salaries, Wages & Benefits	-	-	-	-
79		A_B6200 Services & Fees	-	-	-	-
80		A_B6300 Travel	-	-	-	-
81	FC_B30 Restr	A_B6400 Supplies	-	-	-	-
82	Expendable Op	A_B6450 Utilities	-	-	-	-
83		A_B6500 Repairs & Maintenance	-	-	-	-
84		A_B6550 Rentals & Leases	-	-	-	-
85		A_B6575 Interest Expense	-	-	-	-
86		A_B6600 Claims & Judgements	-	-	-	-
87		A_B6650 Other Expense	-	-	-	-
88		A_B6700 Subcontracts	-	-	-	-
89		A_B6900 Depreciation & Amortization	-	-	-	-
90		A_B7000 Capital Expense	-	-	-	-
91		A_B7200 Discontinued Operations	-	-	-	-
92		A_B7500 Other Non Operating Expenses	-	-	-	-
93		A_B7600 Internal Allocations & Sales	-	-	-	-
94		A_B7700 Funding Tranfers	-	-	-	-
95		Total_Expenses Expenses	-	-	-	-
96		Statement of Activities Net Result	-	-	-	-
97		A_B4000 Tuition & Educational Fees	-	-	-	-
98		A_B4100 Sales of Goods & Services	-	-	-	-
99		A_B4300 Grants & Contracts	-	-	-	-
100		A_43501 Federal Appropriations	-	-	-	-
101		A_B4400 Other Operating Revenue	-	-	-	-
102		A_B5000 Non Operating Revenues	-	-	-	-
103		A_B5100 Appropriations	-	-	-	-
104		A_B5300 Gifts	-	-	-	-
105		A_B5500 Investment Income	-	-	-	-
106		A_B5600 Other Non Operating Revenues	-	-	-	-
107		Total_Revenue Revenue	-	-	-	-
108		A_B6000 Salaries, Wages & Benefits	-	-	-	-
109		A_B6200 Services & Fees	-	-	-	-
110		A_B6300 Travel	-	-	-	-
111	FC_B35 Restr	A_B6400 Supplies	-	-	-	-
112	Expendable Non Op	A_B6450 Utilities	-	-	-	-
113		A_B6500 Repairs & Maintenance	-	-	-	-
114		A_B6550 Rentals & Leases	-	-	-	-
115		A_B6575 Interest Expense	-	-	-	-
116		A_B6600 Claims & Judgements	-	-	-	-
117		A_B6650 Other Expense	-	-	-	-
118		A_B6700 Subcontracts	-	-	-	-
119		A_B6900 Depreciation & Amortization	-	-	-	-
120		A_B7000 Capital Expense	-	-	-	-
121		A_B7200 Discontinued Operations	-	-	-	-
122		A_B7500 Other Non Operating Expenses	-	-	-	-
123		A_B7600 Internal Allocations & Sales	-	-	-	-
124		A_B7700 Funding Tranfers	-	-	-	-
125		Total_Expenses Expenses	-	-	-	-
126		Statement of Activities Net Result	-	-	-	-


	A	B	C	D	E	F
1						
2	O_31012: AWARE					
3	Board of Trustees Report					
4	O_31012: AWARE					
5			FY18		FY19	
6	Fund Class - Source	Summary Level Natural Accounts	Budget	Actual through March	Budget	Variance FY18 Budget to FY19 Budget
127		A_B4000 Tuition & Educational Fees	-	-	-	-
128		A_B4100 Sales of Goods & Services	-	-	-	-
129		A_B4300 Grants & Contracts	-	-	-	-
130		A_43501 Federal Appropriations	-	-	-	-
131		A_B4400 Other Operating Revenue	-	-	-	-
132		A_B5000 Non Operating Revenues	-	-	-	-
133		A_B5100 Appropriations	-	-	-	-
134		A_B5300 Gifts	-	-	-	-
135		A_B5500 Investment Income	-	-	-	-
136		A_B5600 Other Non Operating Revenues	-	-	-	-
137		Total_Revenue Revenue	-	-	-	-
138		A_B6000 Salaries, Wages & Benefits	-	-	-	-
139		A_B6200 Services & Fees	-	-	-	-
140		A_B6300 Travel	-	-	-	-
141	FC_B40 Restr	A_B6400 Supplies	-	-	-	-
142	Grants	A_B6450 Utilities	-	-	-	-
143		A_B6500 Repairs & Maintenance	-	-	-	-
144		A_B6550 Rentals & Leases	-	-	-	-
145		A_B6575 Interest Expense	-	-	-	-
146		A_B6600 Claims & Judgements	-	-	-	-
147		A_B6650 Other Expense	-	-	-	-
148		A_B6700 Subcontracts	-	-	-	-
149		A_B6900 Depreciation & Amortization	-	-	-	-
150		A_B7000 Capital Expense	-	-	-	-
151		A_B7200 Discontinued Operations	-	-	-	-
152		A_B7500 Other Non Operating Expenses	-	-	-	-
153		A_B7600 Internal Allocations & Sales	-	-	-	-
154		A_B7700 Funding Tranfers	-	-	-	-
155		Total_Expenses Expenses	-	-	-	-
156		Statement of Activities Net Result	-	-	-	-
157		A_B4000 Tuition & Educational Fees	-	-	-	-
158		A_B4100 Sales of Goods & Services	-	-	-	-
159		A_B4300 Grants & Contracts	-	-	-	-
160		A_43501 Federal Appropriations	-	-	-	-
161		A_B4400 Other Operating Revenue	-	-	-	-
162		A_B5000 Non Operating Revenues	-	-	-	-
163		A_B5100 Appropriations	-	-	-	-
164		A_B5300 Gifts	-	-	-	-
165		A_B5500 Investment Income	-	-	-	-
166		A_B5600 Other Non Operating Revenues	-	-	-	-
167		Total_Revenue Revenue	-	-	-	-
168		A_B6000 Salaries, Wages & Benefits	-	-	-	-
169		A_B6200 Services & Fees	-	-	-	-
170		A_B6300 Travel	-	-	-	-
171	FC_B45 Restr	A_B6400 Supplies	-	-	-	-
172	Govt Funds	A_B6450 Utilities	-	-	-	-
173		A_B6500 Repairs & Maintenance	-	-	-	-
174		A_B6550 Rentals & Leases	-	-	-	-
175		A_B6575 Interest Expense	-	-	-	-
176		A_B6600 Claims & Judgements	-	-	-	-
177		A_B6650 Other Expense	-	-	-	-
178		A_B6700 Subcontracts	-	-	-	-
179		A_B6900 Depreciation & Amortization	-	-	-	-
180		A_B7000 Capital Expense	-	-	-	-
181		A_B7200 Discontinued Operations	-	-	-	-
182		A_B7500 Other Non Operating Expenses	-	-	-	-
183		A_B7600 Internal Allocations & Sales	-	-	-	-
184		A_B7700 Funding Tranfers	-	-	-	-
185		Total_Expenses Expenses	-	-	-	-
186		Statement of Activities Net Result	-	-	-	-


	A	B	C	D	E	F	
1							
2	O_31013: Campus Recreation						
3	Board of Trustees Report						
4	O_31013: Campus Recreation						
5			FY18		FY19		
6	Fund Class - Source	Summary Level Natural Accounts	Budget	Actual through March	Budget	Variance FY18 Budget to FY19 Budget	
7	FC_105 Unrestricted Operating Class	A_B4000 Tuition & Educational Fees	(1,461,920)	56,565	91,000	1,552,920	
8		A_B4100 Sales of Goods & Services	-	(331,876)	(441,000)	(441,000)	
9		A_B4300 Grants & Contracts	-	-	-	-	
10		A_43501 Federal Appropriations	-	-	-	-	
11		A_B4400 Other Operating Revenue	-	(66)	-	-	
12		A_B5000 Non Operating Revenues	-	-	-	-	
13		A_B5100 Appropriations	-	-	-	-	
14		A_B5300 Gifts	-	-	-	-	
15		A_B5500 Investment Income	-	-	-	-	
16		A_B5600 Other Non Operating Revenues	(559,756)	-	-	559,756	
17			Total_Revenue Revenue	(2,021,676)	(275,378)	(350,000)	1,671,676
18			A_B6000 Salaries, Wages & Benefits	1,584,873	1,020,574	1,522,671	(62,202)
19			A_B6200 Services & Fees	60,000	57,437	46,000	(14,000)
20			A_B6300 Travel	40,000	18,579	34,500	(5,500)
21			A_B6400 Supplies	257,000	102,046	205,200	(51,800)
22			A_B6450 Utilities	-	88	365	365
23			A_B6500 Repairs & Maintenance	-	80	180	180
24			A_B6550 Rentals & Leases	2,100	2,032	2,700	600
25			A_B6575 Interest Expense	-	-	-	-
26			A_B6600 Claims & Judgements	-	-	-	-
27			A_B6650 Other Expense	400	41,730	38,750	38,350
28			A_B6700 Subcontracts	-	23,822	39,000	39,000
29			A_B6900 Depreciation & Amortization	-	-	40,000	40,000
30			A_B7000 Capital Expense	-	-	-	-
31			A_B7200 Discontinued Operations	-	-	-	-
32			A_B7500 Other Non Operating Expenses	1,000	-	-	(1,000)
33			A_B7600 Internal Allocations & Sales	5,640	61,658	136,000	130,360
34			A_B7700 Funding Tranfers	40,000	-	-	(40,000)
35			Total_Expenses Expenses	1,991,013	1,328,045	2,065,366	74,353
36			Statement of Activities Net Result	(30,664)	1,052,667	1,715,366	1,746,030
37		FC_B20 Designated Op	A_B4000 Tuition & Educational Fees	-	-	-	-
38			A_B4100 Sales of Goods & Services	-	(165,515)	(210,000)	(210,000)
39			A_B4300 Grants & Contracts	-	-	-	-
40			A_43501 Federal Appropriations	-	-	-	-
41			A_B4400 Other Operating Revenue	-	-	-	-
42			A_B5000 Non Operating Revenues	-	-	-	-
43	A_B5100 Appropriations		-	-	-	-	
44	A_B5300 Gifts		-	-	-	-	
45	A_B5500 Investment Income		-	-	-	-	
46	A_B5600 Other Non Operating Revenues		(210,000)	-	-	210,000	
47			Total_Revenue Revenue	(210,000)	(165,515)	(210,000)	-
48			A_B6000 Salaries, Wages & Benefits	3,255	4,274	6,754	3,499
49			A_B6200 Services & Fees	55,000	31,029	40,000	(15,000)
50			A_B6300 Travel	33,500	21,167	-	(33,500)
51			A_B6400 Supplies	40,090	9,187	45,000	4,910
52			A_B6450 Utilities	-	-	-	-
53			A_B6500 Repairs & Maintenance	-	-	-	-
54			A_B6550 Rentals & Leases	2,500	16,270	30,000	27,500
55			A_B6575 Interest Expense	-	-	-	-
56			A_B6600 Claims & Judgements	-	-	-	-
57			A_B6650 Other Expense	51,000	20,974	25,000	(26,000)
58			A_B6700 Subcontracts	-	15,173	75,000	75,000
59			A_B6900 Depreciation & Amortization	-	-	-	-
60			A_B7000 Capital Expense	-	-	-	-
61			A_B7200 Discontinued Operations	-	-	-	-
62			A_B7500 Other Non Operating Expenses	1,000	750	-	(1,000)
63			A_B7600 Internal Allocations & Sales	-	(9,813)	-	-
64			A_B7700 Funding Tranfers	23,655	-	(12,000)	(35,655)
65			Total_Expenses Expenses	210,000	109,010	209,754	(247)
66			Statement of Activities Net Result	-	(56,505)	(247)	(247)

	A	B	C	D	E	F
1						
2	O_31013: Campus Recreation					
3	Board of Trustees Report					
4	O_31013: Campus Recreation					
5				FY18	FY19	
6	Fund Class - Source	Summary Level Natural Accounts	Budget	Actual through March	Budget	Variance FY18 Budget to FY19 Budget
67		A_B4000 Tuition & Educational Fees	-	1,000	-	-
68		A_B4100 Sales of Goods & Services	-	-	-	-
69		A_B4300 Grants & Contracts	-	-	-	-
70		A_43501 Federal Appropriations	-	-	-	-
71		A_B4400 Other Operating Revenue	-	-	-	-
72		A_B5000 Non Operating Revenues	-	-	-	-
73		A_B5100 Appropriations	-	-	-	-
74		A_B5300 Gifts	-	(20,252)	(29,468)	(29,468)
75		A_B5500 Investment Income	-	-	-	-
76		A_B5600 Other Non Operating Revenues	-	-	-	-
77		Total_Revenue Revenue	-	(19,252)	(29,468)	(29,468)
78		A_B6000 Salaries, Wages & Benefits	-	7,465	12,468	12,468
79		A_B6200 Services & Fees	-	3,836	7,000	7,000
80		A_B6300 Travel	-	-	10,000	10,000
81	FC_B30 Restr Expendable Op	A_B6400 Supplies	-	812	-	-
82		A_B6450 Utilities	-	-	-	-
83		A_B6500 Repairs & Maintenance	-	-	-	-
84		A_B6550 Rentals & Leases	-	-	-	-
85		A_B6575 Interest Expense	-	-	-	-
86		A_B6600 Claims & Judgements	-	-	-	-
87		A_B6650 Other Expense	-	5,533	-	-
88		A_B6700 Subcontracts	-	6,813	-	-
89		A_B6900 Depreciation & Amortization	-	-	-	-
90		A_B7000 Capital Expense	-	-	-	-
91		A_B7200 Discontinued Operations	-	-	-	-
92		A_B7500 Other Non Operating Expenses	-	-	-	-
93		A_B7600 Internal Allocations & Sales	-	438	-	-
94		A_B7700 Funding Tranfers	-	-	-	-
95			Total_Expenses Expenses	-	24,897	29,468
96		Statement of Activities Net Result	-	5,645	-	-
97		A_B4000 Tuition & Educational Fees	-	-	-	-
98		A_B4100 Sales of Goods & Services	-	-	-	-
99		A_B4300 Grants & Contracts	-	-	-	-
100		A_43501 Federal Appropriations	-	-	-	-
101		A_B4400 Other Operating Revenue	-	-	-	-
102		A_B5000 Non Operating Revenues	-	-	-	-
103		A_B5100 Appropriations	-	-	-	-
104		A_B5300 Gifts	-	-	-	-
105		A_B5500 Investment Income	-	-	-	-
106		A_B5600 Other Non Operating Revenues	-	-	-	-
107		Total_Revenue Revenue	-	-	-	-
108		A_B6000 Salaries, Wages & Benefits	-	-	-	-
109		A_B6200 Services & Fees	-	-	-	-
110		A_B6300 Travel	-	-	-	-
111	FC_B35 Restr Expendable Non Op	A_B6400 Supplies	-	-	-	-
112		A_B6450 Utilities	-	-	-	-
113		A_B6500 Repairs & Maintenance	-	-	-	-
114		A_B6550 Rentals & Leases	-	-	-	-
115		A_B6575 Interest Expense	-	-	-	-
116		A_B6600 Claims & Judgements	-	-	-	-
117		A_B6650 Other Expense	-	-	-	-
118		A_B6700 Subcontracts	-	-	-	-
119		A_B6900 Depreciation & Amortization	-	-	-	-
120		A_B7000 Capital Expense	-	-	-	-
121		A_B7200 Discontinued Operations	-	-	-	-
122		A_B7500 Other Non Operating Expenses	-	-	-	-
123		A_B7600 Internal Allocations & Sales	-	-	-	-
124		A_B7700 Funding Tranfers	-	-	-	-
125			Total_Expenses Expenses	-	-	-
126		Statement of Activities Net Result	-	-	-	-

	A	B	C	D	E	F
1						
2	O_31013: Campus Recreation					
3	Board of Trustees Report					
4	O_31013: Campus Recreation					
5			FY18		FY19	
6	Fund Class - Source	Summary Level Natural Accounts	Budget	Actual through March	Budget	Variance FY18 Budget to FY19 Budget
127		A_B4000 Tuition & Educational Fees	-	-	-	-
128		A_B4100 Sales of Goods & Services	-	-	-	-
129		A_B4300 Grants & Contracts	-	-	-	-
130		A_43501 Federal Appropriations	-	-	-	-
131		A_B4400 Other Operating Revenue	-	-	-	-
132		A_B5000 Non Operating Revenues	-	-	-	-
133		A_B5100 Appropriations	-	-	-	-
134		A_B5300 Gifts	-	-	-	-
135		A_B5500 Investment Income	-	-	-	-
136		A_B5600 Other Non Operating Revenues	-	-	-	-
137		Total_Revenue Revenue	-	-	-	-
138		A_B6000 Salaries, Wages & Benefits	-	-	-	-
139		A_B6200 Services & Fees	-	-	-	-
140		A_B6300 Travel	-	-	-	-
141	FC_B40 Restr	A_B6400 Supplies	-	-	-	-
142	Grants	A_B6450 Utilities	-	-	-	-
143		A_B6500 Repairs & Maintenance	-	-	-	-
144		A_B6550 Rentals & Leases	-	-	-	-
145		A_B6575 Interest Expense	-	-	-	-
146		A_B6600 Claims & Judgements	-	-	-	-
147		A_B6650 Other Expense	-	-	-	-
148		A_B6700 Subcontracts	-	-	-	-
149		A_B6900 Depreciation & Amortization	-	-	-	-
150		A_B7000 Capital Expense	-	-	-	-
151		A_B7200 Discontinued Operations	-	-	-	-
152		A_B7500 Other Non Operating Expenses	-	-	-	-
153		A_B7600 Internal Allocations & Sales	-	-	-	-
154		A_B7700 Funding Tranfers	-	-	-	-
155		Total_Expenses Expenses	-	-	-	-
156		Statement of Activities Net Result	-	-	-	-
157		A_B4000 Tuition & Educational Fees	-	-	-	-
158		A_B4100 Sales of Goods & Services	-	-	-	-
159		A_B4300 Grants & Contracts	-	-	-	-
160		A_43501 Federal Appropriations	-	-	-	-
161		A_B4400 Other Operating Revenue	-	-	-	-
162		A_B5000 Non Operating Revenues	-	-	-	-
163		A_B5100 Appropriations	-	-	-	-
164		A_B5300 Gifts	-	-	-	-
165		A_B5500 Investment Income	-	-	-	-
166		A_B5600 Other Non Operating Revenues	-	-	-	-
167		Total_Revenue Revenue	-	-	-	-
168		A_B6000 Salaries, Wages & Benefits	-	-	-	-
169		A_B6200 Services & Fees	-	-	-	-
170		A_B6300 Travel	-	-	-	-
171	FC_B45 Restr	A_B6400 Supplies	-	-	-	-
172	Govt Funds	A_B6450 Utilities	-	-	-	-
173		A_B6500 Repairs & Maintenance	-	-	-	-
174		A_B6550 Rentals & Leases	-	-	-	-
175		A_B6575 Interest Expense	-	-	-	-
176		A_B6600 Claims & Judgements	-	-	-	-
177		A_B6650 Other Expense	-	-	-	-
178		A_B6700 Subcontracts	-	-	-	-
179		A_B6900 Depreciation & Amortization	-	-	-	-
180		A_B7000 Capital Expense	-	-	-	-
181		A_B7200 Discontinued Operations	-	-	-	-
182		A_B7500 Other Non Operating Expenses	-	-	-	-
183		A_B7600 Internal Allocations & Sales	-	-	-	-
184		A_B7700 Funding Tranfers	-	-	-	-
185		Total_Expenses Expenses	-	-	-	-
186		Statement of Activities Net Result	-	-	-	-


	A	B	C	D	E	F	
1							
2	O_31014: Student Health Services						
3	Board of Trustees Report						
4	O_31014: Student Health Services						
5			FY18		FY19		
6	Fund Class - Source	Summary Level Natural Accounts	Budget	Actual through March	Budget	Variance FY18 Budget to FY19 Budget	
7	FC_105 Unrestricted Operating Class	A_B4000 Tuition & Educational Fees	(1,927,460)	-	-	1,927,460	
8		A_B4100 Sales of Goods & Services	-	(3)	-	-	
9		A_B4300 Grants & Contracts	-	-	-	-	
10		A_43501 Federal Appropriations	-	-	-	-	
11		A_B4400 Other Operating Revenue	(244,400)	(152,805)	(253,808)	(9,408)	
12		A_B5000 Non Operating Revenues	-	-	-	-	
13		A_B5100 Appropriations	-	-	-	-	
14		A_B5300 Gifts	-	-	-	-	
15		A_B5500 Investment Income	-	-	-	-	
16		A_B5600 Other Non Operating Revenues	-	-	-	-	
17			Total_Revenue Revenue	(2,171,860)	(152,808)	(253,808)	1,918,052
18			A_B6000 Salaries, Wages & Benefits	1,495,823	49,950	1,575,689	79,866
19			A_B6200 Services & Fees	116,000	75,246	70,500	(45,500)
20			A_B6300 Travel	1,500	1,953	1,500	-
21			A_B6400 Supplies	81,200	31,694	64,600	(16,600)
22			A_B6450 Utilities	-	-	-	-
23			A_B6500 Repairs & Maintenance	-	958	-	-
24			A_B6550 Rentals & Leases	200	-	200	-
25			A_B6575 Interest Expense	-	-	-	-
26			A_B6600 Claims & Judgements	-	-	-	-
27			A_B6650 Other Expense	97,400	7,445	15,000	(82,400)
28			A_B6700 Subcontracts	-	-	-	-
29			A_B6900 Depreciation & Amortization	-	-	-	-
30			A_B7000 Capital Expense	-	-	-	-
31			A_B7200 Discontinued Operations	-	-	-	-
32			A_B7500 Other Non Operating Expenses	-	1,195	-	-
33			A_B7600 Internal Allocations & Sales	794,754	54,831	38,040	(756,714)
34			A_B7700 Funding Tranfers	(426,624)	-	-	426,624
35			Total_Expenses Expenses	2,160,253	223,272	1,765,529	(394,724)
36			Statement of Activities Net Result	(11,607)	70,464	1,511,721	1,523,328
37		FC_B20 Designated Op	A_B4000 Tuition & Educational Fees	-	2,013	-	-
38			A_B4100 Sales of Goods & Services	-	-	-	-
39			A_B4300 Grants & Contracts	-	-	-	-
40			A_43501 Federal Appropriations	-	-	-	-
41			A_B4400 Other Operating Revenue	-	-	-	-
42			A_B5000 Non Operating Revenues	-	-	-	-
43	A_B5100 Appropriations		-	-	-	-	
44	A_B5300 Gifts		-	-	-	-	
45	A_B5500 Investment Income		-	-	-	-	
46	A_B5600 Other Non Operating Revenues		-	-	-	-	
47			Total_Revenue Revenue	-	2,013	-	-
48			A_B6000 Salaries, Wages & Benefits	-	991,457	-	-
49			A_B6200 Services & Fees	-	3,744	-	-
50			A_B6300 Travel	-	-	-	-
51			A_B6400 Supplies	-	11,183	-	-
52			A_B6450 Utilities	-	-	-	-
53			A_B6500 Repairs & Maintenance	-	-	-	-
54			A_B6550 Rentals & Leases	-	-	-	-
55			A_B6575 Interest Expense	-	-	-	-
56			A_B6600 Claims & Judgements	-	-	-	-
57			A_B6650 Other Expense	-	-	-	-
58			A_B6700 Subcontracts	-	-	-	-
59			A_B6900 Depreciation & Amortization	-	-	-	-
60			A_B7000 Capital Expense	-	-	-	-
61			A_B7200 Discontinued Operations	-	-	-	-
62			A_B7500 Other Non Operating Expenses	-	-	-	-
63			A_B7600 Internal Allocations & Sales	-	22,823	-	-
64			A_B7700 Funding Tranfers	-	-	-	-
65			Total_Expenses Expenses	-	1,029,206	-	-
66			Statement of Activities Net Result	-	1,031,219	-	-


	A	B	C	D	E	F
1						
2	O_31014: Student Health Services					
3	Board of Trustees Report					
4	O_31014: Student Health Services					
5			FY18		FY19	
6	Fund Class - Source	Summary Level Natural Accounts	Budget	Actual through March	Budget	Variance FY18 Budget to FY19 Budget
67		A_B4000 Tuition & Educational Fees	-	-	-	-
68		A_B4100 Sales of Goods & Services	-	-	-	-
69		A_B4300 Grants & Contracts	-	-	-	-
70		A_43501 Federal Appropriations	-	-	-	-
71		A_B4400 Other Operating Revenue	-	-	-	-
72		A_B5000 Non Operating Revenues	-	-	-	-
73		A_B5100 Appropriations	-	-	-	-
74		A_B5300 Gifts	-	-	-	-
75		A_B5500 Investment Income	-	-	-	-
76		A_B5600 Other Non Operating Revenues	-	-	-	-
77		Total_Revenue Revenue	-	-	-	-
78		A_B6000 Salaries, Wages & Benefits	-	-	-	-
79		A_B6200 Services & Fees	-	-	-	-
80		A_B6300 Travel	-	-	-	-
81	FC_B30 Restr	A_B6400 Supplies	-	-	-	-
82	Expendable Op	A_B6450 Utilities	-	-	-	-
83		A_B6500 Repairs & Maintenance	-	-	-	-
84		A_B6550 Rentals & Leases	-	-	-	-
85		A_B6575 Interest Expense	-	-	-	-
86		A_B6600 Claims & Judgements	-	-	-	-
87		A_B6650 Other Expense	-	-	-	-
88		A_B6700 Subcontracts	-	-	-	-
89		A_B6900 Depreciation & Amortization	-	-	-	-
90		A_B7000 Capital Expense	-	-	-	-
91		A_B7200 Discontinued Operations	-	-	-	-
92		A_B7500 Other Non Operating Expenses	-	-	-	-
93		A_B7600 Internal Allocations & Sales	-	-	-	-
94		A_B7700 Funding Tranfers	-	-	-	-
95		Total_Expenses Expenses	-	-	-	-
96		Statement of Activities Net Result	-	-	-	-
97		A_B4000 Tuition & Educational Fees	-	-	-	-
98		A_B4100 Sales of Goods & Services	-	-	-	-
99		A_B4300 Grants & Contracts	-	-	-	-
100		A_43501 Federal Appropriations	-	-	-	-
101		A_B4400 Other Operating Revenue	-	-	-	-
102		A_B5000 Non Operating Revenues	-	-	-	-
103		A_B5100 Appropriations	-	-	-	-
104		A_B5300 Gifts	-	-	-	-
105		A_B5500 Investment Income	-	-	-	-
106		A_B5600 Other Non Operating Revenues	-	-	-	-
107		Total_Revenue Revenue	-	-	-	-
108		A_B6000 Salaries, Wages & Benefits	-	-	-	-
109		A_B6200 Services & Fees	-	-	-	-
110		A_B6300 Travel	-	-	-	-
111	FC_B35 Restr	A_B6400 Supplies	-	-	-	-
112	Expendable Non Op	A_B6450 Utilities	-	-	-	-
113		A_B6500 Repairs & Maintenance	-	-	-	-
114		A_B6550 Rentals & Leases	-	-	-	-
115		A_B6575 Interest Expense	-	-	-	-
116		A_B6600 Claims & Judgements	-	-	-	-
117		A_B6650 Other Expense	-	-	-	-
118		A_B6700 Subcontracts	-	-	-	-
119		A_B6900 Depreciation & Amortization	-	-	-	-
120		A_B7000 Capital Expense	-	-	-	-
121		A_B7200 Discontinued Operations	-	-	-	-
122		A_B7500 Other Non Operating Expenses	-	-	-	-
123		A_B7600 Internal Allocations & Sales	-	-	-	-
124		A_B7700 Funding Tranfers	-	-	-	-
125		Total_Expenses Expenses	-	-	-	-
126		Statement of Activities Net Result	-	-	-	-


	A	B	C	D	E	F
1						
2	O_31014: Student Health Services					
3	Board of Trustees Report					
4	O_31014: Student Health Services					
5			FY18		FY19	
6	Fund Class - Source	Summary Level Natural Accounts	Budget	Actual through March	Budget	Variance FY18 Budget to FY19 Budget
127		A_B4000 Tuition & Educational Fees	-	-	-	-
128		A_B4100 Sales of Goods & Services	-	-	-	-
129		A_B4300 Grants & Contracts	-	-	-	-
130		A_43501 Federal Appropriations	-	-	-	-
131		A_B4400 Other Operating Revenue	-	-	-	-
132		A_B5000 Non Operating Revenues	-	-	-	-
133		A_B5100 Appropriations	-	-	-	-
134		A_B5300 Gifts	-	-	-	-
135		A_B5500 Investment Income	-	-	-	-
136		A_B5600 Other Non Operating Revenues	-	-	-	-
137		Total_Revenue Revenue	-	-	-	-
138		A_B6000 Salaries, Wages & Benefits	-	-	-	-
139		A_B6200 Services & Fees	-	-	-	-
140		A_B6300 Travel	-	-	-	-
141	FC_B40 Restr	A_B6400 Supplies	-	-	-	-
142	Grants	A_B6450 Utilities	-	-	-	-
143		A_B6500 Repairs & Maintenance	-	-	-	-
144		A_B6550 Rentals & Leases	-	-	-	-
145		A_B6575 Interest Expense	-	-	-	-
146		A_B6600 Claims & Judgements	-	-	-	-
147		A_B6650 Other Expense	-	-	-	-
148		A_B6700 Subcontracts	-	-	-	-
149		A_B6900 Depreciation & Amortization	-	-	-	-
150		A_B7000 Capital Expense	-	-	-	-
151		A_B7200 Discontinued Operations	-	-	-	-
152		A_B7500 Other Non Operating Expenses	-	-	-	-
153		A_B7600 Internal Allocations & Sales	-	-	-	-
154		A_B7700 Funding Tranfers	-	-	-	-
155		Total_Expenses Expenses	-	-	-	-
156		Statement of Activities Net Result	-	-	-	-
157		A_B4000 Tuition & Educational Fees	-	-	-	-
158		A_B4100 Sales of Goods & Services	-	-	-	-
159		A_B4300 Grants & Contracts	-	-	-	-
160		A_43501 Federal Appropriations	-	-	-	-
161		A_B4400 Other Operating Revenue	-	-	-	-
162		A_B5000 Non Operating Revenues	-	-	-	-
163		A_B5100 Appropriations	-	-	-	-
164		A_B5300 Gifts	-	-	-	-
165		A_B5500 Investment Income	-	-	-	-
166		A_B5600 Other Non Operating Revenues	-	-	-	-
167		Total_Revenue Revenue	-	-	-	-
168		A_B6000 Salaries, Wages & Benefits	-	-	-	-
169		A_B6200 Services & Fees	-	-	-	-
170		A_B6300 Travel	-	-	-	-
171	FC_B45 Restr	A_B6400 Supplies	-	-	-	-
172	Govt Funds	A_B6450 Utilities	-	-	-	-
173		A_B6500 Repairs & Maintenance	-	-	-	-
174		A_B6550 Rentals & Leases	-	-	-	-
175		A_B6575 Interest Expense	-	-	-	-
176		A_B6600 Claims & Judgements	-	-	-	-
177		A_B6650 Other Expense	-	-	-	-
178		A_B6700 Subcontracts	-	-	-	-
179		A_B6900 Depreciation & Amortization	-	-	-	-
180		A_B7000 Capital Expense	-	-	-	-
181		A_B7200 Discontinued Operations	-	-	-	-
182		A_B7500 Other Non Operating Expenses	-	-	-	-
183		A_B7600 Internal Allocations & Sales	-	-	-	-
184		A_B7700 Funding Tranfers	-	-	-	-
185		Total_Expenses Expenses	-	-	-	-
186		Statement of Activities Net Result	-	-	-	-


	A	B	C	D	E	F	
1							
2	O_31015: Pharmacy						
3	Board of Trustees Report						
4	O_31015: Pharmacy						
5			FY18		FY19		
6	Fund Class - Source	Summary Level Natural Accounts	Budget	Actual through March	Budget	Variance FY18 Budget to FY19 Budget	
7	FC_105 Unrestricted Operating Class	A_B4000 Tuition & Educational Fees	-	-	-	-	
8		A_B4100 Sales of Goods & Services	-	-	-	-	
9		A_B4300 Grants & Contracts	-	-	-	-	
10		A_43501 Federal Appropriations	-	-	-	-	
11		A_B4400 Other Operating Revenue	-	(97)	-	-	
12		A_B5000 Non Operating Revenues	-	-	-	-	
13		A_B5100 Appropriations	-	-	-	-	
14		A_B5300 Gifts	-	-	-	-	
15		A_B5500 Investment Income	-	-	-	-	
16		A_B5600 Other Non Operating Revenues	-	-	-	-	
17		Total_Revenue Revenue	-	(97)	-	-	
18		A_B6000 Salaries, Wages & Benefits	-	11,805	-	-	
19		A_B6200 Services & Fees	-	-	-	-	
20		A_B6300 Travel	-	-	-	-	
21		A_B6400 Supplies	-	-	-	-	
22		A_B6450 Utilities	-	-	-	-	
23		A_B6500 Repairs & Maintenance	-	-	-	-	
24		A_B6550 Rentals & Leases	-	-	-	-	
25		A_B6575 Interest Expense	-	-	-	-	
26		A_B6600 Claims & Judgements	-	-	-	-	
27		A_B6650 Other Expense	-	513	-	-	
28		A_B6700 Subcontracts	-	-	-	-	
29		A_B6900 Depreciation & Amortization	-	-	-	-	
30		A_B7000 Capital Expense	-	-	-	-	
31		A_B7200 Discontinued Operations	-	-	-	-	
32		A_B7500 Other Non Operating Expenses	-	-	-	-	
33		A_B7600 Internal Allocations & Sales	-	1,955	-	-	
34		A_B7700 Funding Tranfers	-	-	-	-	
35		Total_Expenses Expenses	-	14,273	-	-	
36		Statement of Activities Net Result	-	14,176	-	-	
37		FC_B20 Designated Op	A_B4000 Tuition & Educational Fees	-	-	-	-
38			A_B4100 Sales of Goods & Services	-	-	-	-
39			A_B4300 Grants & Contracts	-	-	-	-
40			A_43501 Federal Appropriations	-	-	-	-
41			A_B4400 Other Operating Revenue	-	-	-	-
42			A_B5000 Non Operating Revenues	-	-	-	-
43	A_B5100 Appropriations		-	-	-	-	
44	A_B5300 Gifts		-	-	-	-	
45	A_B5500 Investment Income		-	-	-	-	
46	A_B5600 Other Non Operating Revenues		-	-	-	-	
47	Total_Revenue Revenue		-	-	-	-	
48	A_B6000 Salaries, Wages & Benefits		-	-	-	-	
49	A_B6200 Services & Fees		-	-	-	-	
50	A_B6300 Travel		-	-	-	-	
51	A_B6400 Supplies		-	-	-	-	
52	A_B6450 Utilities		-	-	-	-	
53	A_B6500 Repairs & Maintenance		-	-	-	-	
54	A_B6550 Rentals & Leases		-	-	-	-	
55	A_B6575 Interest Expense		-	-	-	-	
56	A_B6600 Claims & Judgements		-	-	-	-	
57	A_B6650 Other Expense		-	-	-	-	
58	A_B6700 Subcontracts		-	-	-	-	
59	A_B6900 Depreciation & Amortization		-	-	-	-	
60	A_B7000 Capital Expense		-	-	-	-	
61	A_B7200 Discontinued Operations		-	-	-	-	
62	A_B7500 Other Non Operating Expenses		-	-	-	-	
63	A_B7600 Internal Allocations & Sales		-	-	-	-	
64	A_B7700 Funding Tranfers		-	-	-	-	
65	Total_Expenses Expenses		-	-	-	-	
66	Statement of Activities Net Result		-	-	-	-	

	A	B	C	D	E	F
1						
2	O_31015: Pharmacy					
3	Board of Trustees Report					
4	O_31015: Pharmacy					
5			FY18		FY19	
6	Fund Class - Source	Summary Level Natural Accounts	Budget	Actual through March	Budget	Variance FY18 Budget to FY19 Budget
67		A_B4000 Tuition & Educational Fees	-	-	-	-
68		A_B4100 Sales of Goods & Services	-	-	-	-
69		A_B4300 Grants & Contracts	-	-	-	-
70		A_43501 Federal Appropriations	-	-	-	-
71		A_B4400 Other Operating Revenue	-	-	-	-
72		A_B5000 Non Operating Revenues	-	-	-	-
73		A_B5100 Appropriations	-	-	-	-
74		A_B5300 Gifts	-	-	-	-
75		A_B5500 Investment Income	-	-	-	-
76		A_B5600 Other Non Operating Revenues	-	-	-	-
77		Total_Revenue Revenue	-	-	-	-
78		A_B6000 Salaries, Wages & Benefits	-	-	-	-
79		A_B6200 Services & Fees	-	-	-	-
80		A_B6300 Travel	-	-	-	-
81	FC_B30 Restr	A_B6400 Supplies	-	-	-	-
82	Expendable Op	A_B6450 Utilities	-	-	-	-
83		A_B6500 Repairs & Maintenance	-	-	-	-
84		A_B6550 Rentals & Leases	-	-	-	-
85		A_B6575 Interest Expense	-	-	-	-
86		A_B6600 Claims & Judgements	-	-	-	-
87		A_B6650 Other Expense	-	-	-	-
88		A_B6700 Subcontracts	-	-	-	-
89		A_B6900 Depreciation & Amortization	-	-	-	-
90		A_B7000 Capital Expense	-	-	-	-
91		A_B7200 Discontinued Operations	-	-	-	-
92		A_B7500 Other Non Operating Expenses	-	-	-	-
93		A_B7600 Internal Allocations & Sales	-	-	-	-
94		A_B7700 Funding Tranfers	-	-	-	-
95		Total_Expenses Expenses	-	-	-	-
96		Statement of Activities Net Result	-	-	-	-
97		A_B4000 Tuition & Educational Fees	-	-	-	-
98		A_B4100 Sales of Goods & Services	-	-	-	-
99		A_B4300 Grants & Contracts	-	-	-	-
100		A_43501 Federal Appropriations	-	-	-	-
101		A_B4400 Other Operating Revenue	-	-	-	-
102		A_B5000 Non Operating Revenues	-	-	-	-
103		A_B5100 Appropriations	-	-	-	-
104		A_B5300 Gifts	-	-	-	-
105		A_B5500 Investment Income	-	-	-	-
106		A_B5600 Other Non Operating Revenues	-	-	-	-
107		Total_Revenue Revenue	-	-	-	-
108		A_B6000 Salaries, Wages & Benefits	-	-	-	-
109		A_B6200 Services & Fees	-	-	-	-
110		A_B6300 Travel	-	-	-	-
111	FC_B35 Restr	A_B6400 Supplies	-	-	-	-
112	Expendable Non Op	A_B6450 Utilities	-	-	-	-
113		A_B6500 Repairs & Maintenance	-	-	-	-
114		A_B6550 Rentals & Leases	-	-	-	-
115		A_B6575 Interest Expense	-	-	-	-
116		A_B6600 Claims & Judgements	-	-	-	-
117		A_B6650 Other Expense	-	-	-	-
118		A_B6700 Subcontracts	-	-	-	-
119		A_B6900 Depreciation & Amortization	-	-	-	-
120		A_B7000 Capital Expense	-	-	-	-
121		A_B7200 Discontinued Operations	-	-	-	-
122		A_B7500 Other Non Operating Expenses	-	-	-	-
123		A_B7600 Internal Allocations & Sales	-	-	-	-
124		A_B7700 Funding Tranfers	-	-	-	-
125		Total_Expenses Expenses	-	-	-	-
126		Statement of Activities Net Result	-	-	-	-


	A	B	C	D	E	F
1						
2	O_31015: Pharmacy					
3	Board of Trustees Report					
4	O_31015: Pharmacy					
5				FY18	FY19	
6	Fund Class - Source	Summary Level Natural Accounts	Budget	Actual through March	Budget	Variance FY18 Budget to FY19 Budget
127		A_B4000 Tuition & Educational Fees	-	-	4,140	4,140
128		A_B4100 Sales of Goods & Services	-	-	-	-
129		A_B4300 Grants & Contracts	-	(148,926)	(353,701)	(353,701)
130		A_43501 Federal Appropriations	-	-	-	-
131		A_B4400 Other Operating Revenue	-	-	-	-
132		A_B5000 Non Operating Revenues	-	-	-	-
133		A_B5100 Appropriations	-	-	-	-
134		A_B5300 Gifts	-	-	-	-
135		A_B5500 Investment Income	-	-	-	-
136		A_B5600 Other Non Operating Revenues	-	(3,461)	59,447	59,447
137		Total_Revenue Revenue	-	(152,387)	(290,114)	(290,114)
138		A_B6000 Salaries, Wages & Benefits	-	2,000	124,797	124,797
139		A_B6200 Services & Fees	-	495	16,685	16,685
140		A_B6300 Travel	-	-	10,098	10,098
141	FC_B40 Restr	A_B6400 Supplies	-	5,735	28,687	28,687
142	Grants	A_B6450 Utilities	-	-	-	-
143		A_B6500 Repairs & Maintenance	-	-	-	-
144		A_B6550 Rentals & Leases	-	-	14,490	14,490
145		A_B6575 Interest Expense	-	-	-	-
146		A_B6600 Claims & Judgements	-	-	-	-
147		A_B6650 Other Expense	-	3,811	455	455
148		A_B6700 Subcontracts	-	-	-	-
149		A_B6900 Depreciation & Amortization	-	-	-	-
150		A_B7000 Capital Expense	-	-	-	-
151		A_B7200 Discontinued Operations	-	-	-	-
152		A_B7500 Other Non Operating Expenses	-	-	-	-
153		A_B7600 Internal Allocations & Sales	-	-	-	-
154		A_B7700 Funding Tranfers	-	-	-	-
155		Total_Expenses Expenses	-	12,041	195,213	195,213
156		Statement of Activities Net Result	-	(140,346)	(94,902)	(94,902)
157		A_B4000 Tuition & Educational Fees	-	-	-	-
158		A_B4100 Sales of Goods & Services	-	-	-	-
159		A_B4300 Grants & Contracts	-	-	-	-
160		A_43501 Federal Appropriations	-	-	-	-
161		A_B4400 Other Operating Revenue	-	-	-	-
162		A_B5000 Non Operating Revenues	-	-	-	-
163		A_B5100 Appropriations	-	-	-	-
164		A_B5300 Gifts	-	-	-	-
165		A_B5500 Investment Income	-	-	-	-
166		A_B5600 Other Non Operating Revenues	-	-	-	-
167		Total_Revenue Revenue	-	-	-	-
168		A_B6000 Salaries, Wages & Benefits	-	-	-	-
169		A_B6200 Services & Fees	-	-	-	-
170		A_B6300 Travel	-	-	-	-
171	FC_B45 Restr	A_B6400 Supplies	-	-	-	-
172	Govt Funds	A_B6450 Utilities	-	-	-	-
173		A_B6500 Repairs & Maintenance	-	-	-	-
174		A_B6550 Rentals & Leases	-	-	-	-
175		A_B6575 Interest Expense	-	-	-	-
176		A_B6600 Claims & Judgements	-	-	-	-
177		A_B6650 Other Expense	-	-	-	-
178		A_B6700 Subcontracts	-	-	-	-
179		A_B6900 Depreciation & Amortization	-	-	-	-
180		A_B7000 Capital Expense	-	-	-	-
181		A_B7200 Discontinued Operations	-	-	-	-
182		A_B7500 Other Non Operating Expenses	-	-	-	-
183		A_B7600 Internal Allocations & Sales	-	-	-	-
184		A_B7700 Funding Tranfers	-	-	-	-
185		Total_Expenses Expenses	-	-	-	-
186		Statement of Activities Net Result	-	-	-	-


	A	B	C	D	E	F	
1							
2	O_31021: SEO University Disability Support Services						
3	Board of Trustees Report						
4	O_31021: SEO University Disability Support Services						
5			FY18		FY19		
6	Fund Class - Source	Summary Level Natural Accounts	Budget	Actual through March	Budget	Variance FY18 Budget to FY19 Budget	
7	FC_105 Unrestricted Operating Class	A_B4000 Tuition & Educational Fees	-	-	-	-	
8		A_B4100 Sales of Goods & Services	-	(200)	-	-	
9		A_B4300 Grants & Contracts	-	-	-	-	
10		A_43501 Federal Appropriations	-	-	-	-	
11		A_B4400 Other Operating Revenue	(4,000)	-	-	4,000	
12		A_B5000 Non Operating Revenues	-	-	-	-	
13		A_B5100 Appropriations	-	-	-	-	
14		A_B5300 Gifts	-	-	-	-	
15		A_B5500 Investment Income	-	-	-	-	
16		A_B5600 Other Non Operating Revenues	-	-	-	-	
17			Total_Revenue Revenue	(4,000)	(200)	-	4,000
18			A_B6000 Salaries, Wages & Benefits	556,881	227,982	593,135	36,254
19			A_B6200 Services & Fees	84,365	60,100	80,500	(3,865)
20			A_B6300 Travel	2,000	5,200	4,000	2,000
21			A_B6400 Supplies	27,450	2,237	34,215	6,765
22			A_B6450 Utilities	-	-	-	-
23			A_B6500 Repairs & Maintenance	-	-	-	-
24			A_B6550 Rentals & Leases	-	-	-	-
25			A_B6575 Interest Expense	-	-	-	-
26			A_B6600 Claims & Judgements	-	-	-	-
27			A_B6650 Other Expense	2,040	1,384	5,999	3,959
28			A_B6700 Subcontracts	-	-	-	-
29			A_B6900 Depreciation & Amortization	-	-	-	-
30			A_B7000 Capital Expense	-	-	-	-
31			A_B7200 Discontinued Operations	-	-	-	-
32			A_B7500 Other Non Operating Expenses	-	-	-	-
33			A_B7600 Internal Allocations & Sales	(185,793)	1,676	3,200	188,993
34			A_B7700 Funding Tranfers	(161,336)	-	-	161,336
35			Total_Expenses Expenses	325,607	298,578	721,049	395,442
36			Statement of Activities Net Result	321,607	298,378	721,049	399,442
37		FC_B20 Designated Op	A_B4000 Tuition & Educational Fees	-	-	-	-
38			A_B4100 Sales of Goods & Services	-	-	-	-
39			A_B4300 Grants & Contracts	-	-	-	-
40			A_43501 Federal Appropriations	-	-	-	-
41			A_B4400 Other Operating Revenue	-	-	-	-
42			A_B5000 Non Operating Revenues	-	-	-	-
43	A_B5100 Appropriations		-	-	-	-	
44	A_B5300 Gifts		-	-	-	-	
45	A_B5500 Investment Income		-	-	-	-	
46	A_B5600 Other Non Operating Revenues		-	-	-	-	
47			Total_Revenue Revenue	-	-	-	-
48			A_B6000 Salaries, Wages & Benefits	-	29,875	-	-
49			A_B6200 Services & Fees	-	2,239	-	-
50			A_B6300 Travel	-	-	-	-
51			A_B6400 Supplies	-	13,570	-	-
52			A_B6450 Utilities	-	-	-	-
53			A_B6500 Repairs & Maintenance	-	-	-	-
54			A_B6550 Rentals & Leases	-	-	-	-
55			A_B6575 Interest Expense	-	-	-	-
56			A_B6600 Claims & Judgements	-	-	-	-
57			A_B6650 Other Expense	-	-	-	-
58			A_B6700 Subcontracts	-	-	-	-
59			A_B6900 Depreciation & Amortization	-	-	-	-
60			A_B7000 Capital Expense	-	-	-	-
61			A_B7200 Discontinued Operations	-	-	-	-
62			A_B7500 Other Non Operating Expenses	-	-	-	-
63			A_B7600 Internal Allocations & Sales	-	200	-	-
64			A_B7700 Funding Tranfers	-	-	-	-
65			Total_Expenses Expenses	-	45,883	-	-
66			Statement of Activities Net Result	-	45,883	-	-

	A	B	C	D	E	F
1						
2	O_31021: SEO University Disability Support Services					
3	Board of Trustees Report					
4	O_31021: SEO University Disability Support Services					
5				FY18	FY19	
6	Fund Class - Source	Summary Level Natural Accounts	Budget	Actual through March	Budget	Variance FY18 Budget to FY19 Budget
67		A_B4000 Tuition & Educational Fees	-	-	-	-
68		A_B4100 Sales of Goods & Services	-	-	-	-
69		A_B4300 Grants & Contracts	-	-	-	-
70		A_43501 Federal Appropriations	-	-	-	-
71		A_B4400 Other Operating Revenue	-	-	-	-
72		A_B5000 Non Operating Revenues	-	-	-	-
73		A_B5100 Appropriations	-	-	-	-
74		A_B5300 Gifts	-	(4,756)	(2,200)	(2,200)
75		A_B5500 Investment Income	-	-	-	-
76		A_B5600 Other Non Operating Revenues	-	-	-	-
77		Total_Revenue Revenue	-	(4,756)	(2,200)	(2,200)
78		A_B6000 Salaries, Wages & Benefits	-	-	-	-
79		A_B6200 Services & Fees	-	-	-	-
80		A_B6300 Travel	-	3,362	1,000	1,000
81	FC_B30 Restr	A_B6400 Supplies	-	1,122	1,200	1,200
82	Expendable Op	A_B6450 Utilities	-	-	-	-
83		A_B6500 Repairs & Maintenance	-	-	-	-
84		A_B6550 Rentals & Leases	-	-	-	-
85		A_B6575 Interest Expense	-	-	-	-
86		A_B6600 Claims & Judgements	-	-	-	-
87		A_B6650 Other Expense	-	-	-	-
88		A_B6700 Subcontracts	-	-	-	-
89		A_B6900 Depreciation & Amortization	-	-	-	-
90		A_B7000 Capital Expense	-	-	-	-
91		A_B7200 Discontinued Operations	-	-	-	-
92		A_B7500 Other Non Operating Expenses	-	-	-	-
93		A_B7600 Internal Allocations & Sales	-	-	-	-
94		A_B7700 Funding Tranfers	-	-	-	-
95		Total_Expenses Expenses	-	4,484	2,200	2,200
96		Statement of Activities Net Result	-	(272)	-	-
97		A_B4000 Tuition & Educational Fees	-	-	-	-
98		A_B4100 Sales of Goods & Services	-	-	-	-
99		A_B4300 Grants & Contracts	-	-	-	-
100		A_43501 Federal Appropriations	-	-	-	-
101		A_B4400 Other Operating Revenue	-	-	-	-
102		A_B5000 Non Operating Revenues	-	-	-	-
103		A_B5100 Appropriations	-	-	-	-
104		A_B5300 Gifts	-	-	-	-
105		A_B5500 Investment Income	-	-	-	-
106		A_B5600 Other Non Operating Revenues	-	-	-	-
107		Total_Revenue Revenue	-	-	-	-
108		A_B6000 Salaries, Wages & Benefits	-	-	-	-
109		A_B6200 Services & Fees	-	-	-	-
110		A_B6300 Travel	-	-	-	-
111	FC_B35 Restr	A_B6400 Supplies	-	-	-	-
112	Expendable Non Op	A_B6450 Utilities	-	-	-	-
113		A_B6500 Repairs & Maintenance	-	-	-	-
114		A_B6550 Rentals & Leases	-	-	-	-
115		A_B6575 Interest Expense	-	-	-	-
116		A_B6600 Claims & Judgements	-	-	-	-
117		A_B6650 Other Expense	-	-	-	-
118		A_B6700 Subcontracts	-	-	-	-
119		A_B6900 Depreciation & Amortization	-	-	-	-
120		A_B7000 Capital Expense	-	-	-	-
121		A_B7200 Discontinued Operations	-	-	-	-
122		A_B7500 Other Non Operating Expenses	-	-	-	-
123		A_B7600 Internal Allocations & Sales	-	-	-	-
124		A_B7700 Funding Tranfers	-	-	-	-
125		Total_Expenses Expenses	-	-	-	-
126		Statement of Activities Net Result	-	-	-	-

	A	B	C	D	E	F
1						
2	O_31021: SEO University Disability Support Services					
3	Board of Trustees Report					
4	O_31021: SEO University Disability Support Services					
5			FY18		FY19	
6	Fund Class - Source	Summary Level Natural Accounts	Budget	Actual through March	Budget	Variance FY18 Budget to FY19 Budget
127		A_B4000 Tuition & Educational Fees	-	-	-	-
128		A_B4100 Sales of Goods & Services	-	-	-	-
129		A_B4300 Grants & Contracts	-	-	-	-
130		A_43501 Federal Appropriations	-	-	-	-
131		A_B4400 Other Operating Revenue	-	-	-	-
132		A_B5000 Non Operating Revenues	-	-	-	-
133		A_B5100 Appropriations	-	-	-	-
134		A_B5300 Gifts	-	-	-	-
135		A_B5500 Investment Income	-	-	-	-
136		A_B5600 Other Non Operating Revenues	-	-	-	-
137		Total_Revenue Revenue	-	-	-	-
138		A_B6000 Salaries, Wages & Benefits	-	-	-	-
139		A_B6200 Services & Fees	-	-	-	-
140		A_B6300 Travel	-	-	-	-
141	FC_B40 Restr	A_B6400 Supplies	-	-	-	-
142	Grants	A_B6450 Utilities	-	-	-	-
143		A_B6500 Repairs & Maintenance	-	-	-	-
144		A_B6550 Rentals & Leases	-	-	-	-
145		A_B6575 Interest Expense	-	-	-	-
146		A_B6600 Claims & Judgements	-	-	-	-
147		A_B6650 Other Expense	-	-	-	-
148		A_B6700 Subcontracts	-	-	-	-
149		A_B6900 Depreciation & Amortization	-	-	-	-
150		A_B7000 Capital Expense	-	-	-	-
151		A_B7200 Discontinued Operations	-	-	-	-
152		A_B7500 Other Non Operating Expenses	-	-	-	-
153		A_B7600 Internal Allocations & Sales	-	-	-	-
154		A_B7700 Funding Tranfers	-	-	-	-
155		Total_Expenses Expenses	-	-	-	-
156		Statement of Activities Net Result	-	-	-	-
157		A_B4000 Tuition & Educational Fees	-	-	-	-
158		A_B4100 Sales of Goods & Services	-	-	-	-
159		A_B4300 Grants & Contracts	-	-	-	-
160		A_43501 Federal Appropriations	-	-	-	-
161		A_B4400 Other Operating Revenue	-	-	-	-
162		A_B5000 Non Operating Revenues	-	-	-	-
163		A_B5100 Appropriations	-	-	-	-
164		A_B5300 Gifts	-	-	-	-
165		A_B5500 Investment Income	-	-	-	-
166		A_B5600 Other Non Operating Revenues	-	-	-	-
167		Total_Revenue Revenue	-	-	-	-
168		A_B6000 Salaries, Wages & Benefits	-	-	-	-
169		A_B6200 Services & Fees	-	-	-	-
170		A_B6300 Travel	-	-	-	-
171	FC_B45 Restr	A_B6400 Supplies	-	-	-	-
172	Govt Funds	A_B6450 Utilities	-	-	-	-
173		A_B6500 Repairs & Maintenance	-	-	-	-
174		A_B6550 Rentals & Leases	-	-	-	-
175		A_B6575 Interest Expense	-	-	-	-
176		A_B6600 Claims & Judgements	-	-	-	-
177		A_B6650 Other Expense	-	-	-	-
178		A_B6700 Subcontracts	-	-	-	-
179		A_B6900 Depreciation & Amortization	-	-	-	-
180		A_B7000 Capital Expense	-	-	-	-
181		A_B7200 Discontinued Operations	-	-	-	-
182		A_B7500 Other Non Operating Expenses	-	-	-	-
183		A_B7600 Internal Allocations & Sales	-	-	-	-
184		A_B7700 Funding Tranfers	-	-	-	-
185		Total_Expenses Expenses	-	-	-	-
186		Statement of Activities Net Result	-	-	-	-


	A	B	C	D	E	F	
1							
2	O_31031: Multicultural Affairs						
3	Board of Trustees Report						
4	O_31031: Multicultural Affairs						
5			FY18		FY19		
6	Fund Class - Source	Summary Level Natural Accounts	Budget	Actual through March	Budget	Variance FY18 Budget to FY19 Budget	
7	FC_105 Unrestricted Operating Class	A_B4000 Tuition & Educational Fees	-	15,819	5,865	5,865	
8		A_B4100 Sales of Goods & Services	-	-	-	-	
9		A_B4300 Grants & Contracts	-	-	-	-	
10		A_43501 Federal Appropriations	-	-	-	-	
11		A_B4400 Other Operating Revenue	-	-	-	-	
12		A_B5000 Non Operating Revenues	-	-	-	-	
13		A_B5100 Appropriations	-	-	-	-	
14		A_B5300 Gifts	-	-	-	-	
15		A_B5500 Investment Income	-	-	-	-	
16		A_B5600 Other Non Operating Revenues	-	-	-	-	
17			Total_Revenue Revenue	-	15,819	5,865	5,865
18			A_B6000 Salaries, Wages & Benefits	185,932	139,507	222,799	36,866
19			A_B6200 Services & Fees	18,200	2,382	10,811	(7,389)
20			A_B6300 Travel	-	1,871	-	-
21			A_B6400 Supplies	12,938	5,295	5,000	(7,938)
22			A_B6450 Utilities	336	-	336	-
23			A_B6500 Repairs & Maintenance	-	-	-	-
24			A_B6550 Rentals & Leases	-	(600)	-	-
25			A_B6575 Interest Expense	-	-	-	-
26			A_B6600 Claims & Judgements	-	-	-	-
27			A_B6650 Other Expense	13,225	-	4,425	(8,800)
28			A_B6700 Subcontracts	-	-	-	-
29			A_B6900 Depreciation & Amortization	-	-	-	-
30			A_B7000 Capital Expense	-	-	-	-
31			A_B7200 Discontinued Operations	-	-	-	-
32			A_B7500 Other Non Operating Expenses	-	-	-	-
33			A_B7600 Internal Allocations & Sales	-	3,800	21,633	21,633
34			A_B7700 Funding Tranfers	-	-	-	-
35			Total_Expenses Expenses	230,631	152,255	265,004	34,372
36			Statement of Activities Net Result	230,631	168,074	270,869	40,237
37		FC_B20 Designated Op	A_B4000 Tuition & Educational Fees	-	-	-	-
38			A_B4100 Sales of Goods & Services	-	-	-	-
39			A_B4300 Grants & Contracts	-	-	-	-
40			A_43501 Federal Appropriations	-	-	-	-
41			A_B4400 Other Operating Revenue	-	-	-	-
42			A_B5000 Non Operating Revenues	-	-	-	-
43	A_B5100 Appropriations		-	-	-	-	
44	A_B5300 Gifts		-	-	-	-	
45	A_B5500 Investment Income		-	-	-	-	
46	A_B5600 Other Non Operating Revenues		-	-	-	-	
47			Total_Revenue Revenue	-	-	-	-
48			A_B6000 Salaries, Wages & Benefits	-	-	-	-
49			A_B6200 Services & Fees	-	-	-	-
50			A_B6300 Travel	-	-	-	-
51			A_B6400 Supplies	-	-	-	-
52			A_B6450 Utilities	-	-	-	-
53			A_B6500 Repairs & Maintenance	-	-	-	-
54			A_B6550 Rentals & Leases	-	-	-	-
55			A_B6575 Interest Expense	-	-	-	-
56			A_B6600 Claims & Judgements	-	-	-	-
57			A_B6650 Other Expense	-	-	-	-
58			A_B6700 Subcontracts	-	-	-	-
59			A_B6900 Depreciation & Amortization	-	-	-	-
60			A_B7000 Capital Expense	-	-	-	-
61			A_B7200 Discontinued Operations	-	-	-	-
62			A_B7500 Other Non Operating Expenses	-	-	-	-
63			A_B7600 Internal Allocations & Sales	-	-	-	-
64			A_B7700 Funding Tranfers	-	-	-	-
65			Total_Expenses Expenses	-	-	-	-
66			Statement of Activities Net Result	-	-	-	-

	A	B	C	D	E	F
1						
2	O_31031: Multicultural Affairs					
3	Board of Trustees Report					
4	O_31031: Multicultural Affairs					
5			FY18		FY19	
6	Fund Class - Source	Summary Level Natural Accounts	Budget	Actual through March	Budget	Variance FY18 Budget to FY19 Budget
67		A_B4000 Tuition & Educational Fees	-	-	-	-
68		A_B4100 Sales of Goods & Services	-	-	-	-
69		A_B4300 Grants & Contracts	-	-	-	-
70		A_43501 Federal Appropriations	-	-	-	-
71		A_B4400 Other Operating Revenue	-	-	-	-
72		A_B5000 Non Operating Revenues	-	-	-	-
73		A_B5100 Appropriations	-	-	-	-
74		A_B5300 Gifts	-	(13,631)	(54,576)	(54,576)
75		A_B5500 Investment Income	-	-	-	-
76		A_B5600 Other Non Operating Revenues	-	-	-	-
77		Total_Revenue Revenue	-	(13,631)	(54,576)	(54,576)
78		A_B6000 Salaries, Wages & Benefits	-	10,669	14,675	14,675
79		A_B6200 Services & Fees	-	662	2,500	2,500
80		A_B6300 Travel	-	-	3,500	3,500
81	FC_B30 Restr Expendable Op	A_B6400 Supplies	-	-	9,000	9,000
82		A_B6450 Utilities	-	-	-	-
83		A_B6500 Repairs & Maintenance	-	-	250	250
84		A_B6550 Rentals & Leases	-	(20)	-	-
85		A_B6575 Interest Expense	-	-	-	-
86		A_B6600 Claims & Judgements	-	-	-	-
87		A_B6650 Other Expense	-	2	6,351	6,351
88		A_B6700 Subcontracts	-	-	-	-
89		A_B6900 Depreciation & Amortization	-	-	-	-
90		A_B7000 Capital Expense	-	-	-	-
91		A_B7200 Discontinued Operations	-	-	-	-
92		A_B7500 Other Non Operating Expenses	-	-	-	-
93		A_B7600 Internal Allocations & Sales	-	1,889	18,300	18,300
94		A_B7700 Funding Tranfers	-	-	-	-
95			Total_Expenses Expenses	-	13,202	54,576
96		Statement of Activities Net Result	-	(430)	-	-
97		A_B4000 Tuition & Educational Fees	-	-	-	-
98		A_B4100 Sales of Goods & Services	-	-	-	-
99		A_B4300 Grants & Contracts	-	-	-	-
100		A_43501 Federal Appropriations	-	-	-	-
101		A_B4400 Other Operating Revenue	-	-	-	-
102		A_B5000 Non Operating Revenues	-	-	-	-
103		A_B5100 Appropriations	-	-	-	-
104		A_B5300 Gifts	-	-	-	-
105		A_B5500 Investment Income	-	-	-	-
106		A_B5600 Other Non Operating Revenues	-	-	-	-
107		Total_Revenue Revenue	-	-	-	-
108		A_B6000 Salaries, Wages & Benefits	-	-	-	-
109		A_B6200 Services & Fees	-	-	-	-
110		A_B6300 Travel	-	-	-	-
111	FC_B35 Restr Expendable Non Op	A_B6400 Supplies	-	-	-	-
112		A_B6450 Utilities	-	-	-	-
113		A_B6500 Repairs & Maintenance	-	-	-	-
114		A_B6550 Rentals & Leases	-	-	-	-
115		A_B6575 Interest Expense	-	-	-	-
116		A_B6600 Claims & Judgements	-	-	-	-
117		A_B6650 Other Expense	-	-	-	-
118		A_B6700 Subcontracts	-	-	-	-
119		A_B6900 Depreciation & Amortization	-	-	-	-
120		A_B7000 Capital Expense	-	-	-	-
121		A_B7200 Discontinued Operations	-	-	-	-
122		A_B7500 Other Non Operating Expenses	-	-	-	-
123		A_B7600 Internal Allocations & Sales	-	-	-	-
124		A_B7700 Funding Tranfers	-	-	-	-
125			Total_Expenses Expenses	-	-	-
126		Statement of Activities Net Result	-	-	-	-

	A	B	C	D	E	F
1						
2	O_31031: Multicultural Affairs					
3	Board of Trustees Report					
4	O_31031: Multicultural Affairs					
5			FY18		FY19	
6	Fund Class - Source	Summary Level Natural Accounts	Budget	Actual through March	Budget	Variance FY18 Budget to FY19 Budget
127		A_B4000 Tuition & Educational Fees	-	-	-	-
128		A_B4100 Sales of Goods & Services	-	-	-	-
129		A_B4300 Grants & Contracts	-	-	-	-
130		A_43501 Federal Appropriations	-	-	-	-
131		A_B4400 Other Operating Revenue	-	-	-	-
132		A_B5000 Non Operating Revenues	-	-	-	-
133		A_B5100 Appropriations	-	-	-	-
134		A_B5300 Gifts	-	-	-	-
135		A_B5500 Investment Income	-	-	-	-
136		A_B5600 Other Non Operating Revenues	-	-	-	-
137		Total_Revenue Revenue	-	-	-	-
138		A_B6000 Salaries, Wages & Benefits	-	-	-	-
139		A_B6200 Services & Fees	-	-	-	-
140		A_B6300 Travel	-	-	-	-
141	FC_B40 Restr	A_B6400 Supplies	-	-	-	-
142	Grants	A_B6450 Utilities	-	-	-	-
143		A_B6500 Repairs & Maintenance	-	-	-	-
144		A_B6550 Rentals & Leases	-	-	-	-
145		A_B6575 Interest Expense	-	-	-	-
146		A_B6600 Claims & Judgements	-	-	-	-
147		A_B6650 Other Expense	-	-	-	-
148		A_B6700 Subcontracts	-	-	-	-
149		A_B6900 Depreciation & Amortization	-	-	-	-
150		A_B7000 Capital Expense	-	-	-	-
151		A_B7200 Discontinued Operations	-	-	-	-
152		A_B7500 Other Non Operating Expenses	-	-	-	-
153		A_B7600 Internal Allocations & Sales	-	-	-	-
154		A_B7700 Funding Tranfers	-	-	-	-
155		Total_Expenses Expenses	-	-	-	-
156		Statement of Activities Net Result	-	-	-	-
157		A_B4000 Tuition & Educational Fees	-	-	-	-
158		A_B4100 Sales of Goods & Services	-	-	-	-
159		A_B4300 Grants & Contracts	-	-	-	-
160		A_43501 Federal Appropriations	-	-	-	-
161		A_B4400 Other Operating Revenue	-	-	-	-
162		A_B5000 Non Operating Revenues	-	-	-	-
163		A_B5100 Appropriations	-	-	-	-
164		A_B5300 Gifts	-	-	-	-
165		A_B5500 Investment Income	-	-	-	-
166		A_B5600 Other Non Operating Revenues	-	-	-	-
167		Total_Revenue Revenue	-	-	-	-
168		A_B6000 Salaries, Wages & Benefits	-	-	-	-
169		A_B6200 Services & Fees	-	-	-	-
170		A_B6300 Travel	-	-	-	-
171	FC_B45 Restr	A_B6400 Supplies	-	-	-	-
172	Govt Funds	A_B6450 Utilities	-	-	-	-
173		A_B6500 Repairs & Maintenance	-	-	-	-
174		A_B6550 Rentals & Leases	-	-	-	-
175		A_B6575 Interest Expense	-	-	-	-
176		A_B6600 Claims & Judgements	-	-	-	-
177		A_B6650 Other Expense	-	-	-	-
178		A_B6700 Subcontracts	-	-	-	-
179		A_B6900 Depreciation & Amortization	-	-	-	-
180		A_B7000 Capital Expense	-	-	-	-
181		A_B7200 Discontinued Operations	-	-	-	-
182		A_B7500 Other Non Operating Expenses	-	-	-	-
183		A_B7600 Internal Allocations & Sales	-	-	-	-
184		A_B7700 Funding Tranfers	-	-	-	-
185		Total_Expenses Expenses	-	-	-	-
186		Statement of Activities Net Result	-	-	-	-


	A	B	C	D	E	F	
1							
2	O_31032: Multicultural Resource Center						
3	Board of Trustees Report						
4	O_31032: Multicultural Resource Center						
5			FY18		FY19		
6	Fund Class - Source	Summary Level Natural Accounts	Budget	Actual through March	Budget	Variance FY18 Budget to FY19 Budget	
7	FC_105 Unrestricted Operating Class	A_B4000 Tuition & Educational Fees	-	-	-	-	
8		A_B4100 Sales of Goods & Services	-	-	-	-	
9		A_B4300 Grants & Contracts	-	-	-	-	
10		A_43501 Federal Appropriations	-	-	-	-	
11		A_B4400 Other Operating Revenue	-	-	-	-	
12		A_B5000 Non Operating Revenues	-	-	-	-	
13		A_B5100 Appropriations	-	-	-	-	
14		A_B5300 Gifts	-	-	-	-	
15		A_B5500 Investment Income	-	-	-	-	
16		A_B5600 Other Non Operating Revenues	-	-	-	-	
17			Total Revenue Revenue	-	-	-	-
18			A_B6000 Salaries, Wages & Benefits	-	-	-	-
19			A_B6200 Services & Fees	1,100	-	-	(1,100)
20			A_B6300 Travel	-	-	-	-
21			A_B6400 Supplies	975	-	-	(975)
22			A_B6450 Utilities	-	-	-	-
23			A_B6500 Repairs & Maintenance	-	-	-	-
24			A_B6550 Rentals & Leases	-	-	-	-
25			A_B6575 Interest Expense	-	-	-	-
26			A_B6600 Claims & Judgements	-	-	-	-
27			A_B6650 Other Expense	316	-	-	(316)
28			A_B6700 Subcontracts	-	-	-	-
29			A_B6900 Depreciation & Amortization	-	-	-	-
30			A_B7000 Capital Expense	-	-	-	-
31			A_B7200 Discontinued Operations	-	-	-	-
32			A_B7500 Other Non Operating Expenses	-	-	-	-
33			A_B7600 Internal Allocations & Sales	-	594	-	-
34			A_B7700 Funding Tranfers	-	-	-	-
35			Total Expenses Expenses	2,391	594	-	(2,391)
36			Statement of Activities Net Result	2,391	594	-	(2,391)
37		FC_B20 Designated Op	A_B4000 Tuition & Educational Fees	-	-	-	-
38			A_B4100 Sales of Goods & Services	-	-	-	-
39			A_B4300 Grants & Contracts	-	-	-	-
40			A_43501 Federal Appropriations	-	-	-	-
41			A_B4400 Other Operating Revenue	-	-	-	-
42			A_B5000 Non Operating Revenues	-	-	-	-
43	A_B5100 Appropriations		-	-	-	-	
44	A_B5300 Gifts		-	-	-	-	
45	A_B5500 Investment Income		-	-	-	-	
46	A_B5600 Other Non Operating Revenues		-	-	-	-	
47			Total Revenue Revenue	-	-	-	-
48			A_B6000 Salaries, Wages & Benefits	-	-	-	-
49			A_B6200 Services & Fees	-	-	-	-
50			A_B6300 Travel	-	-	-	-
51			A_B6400 Supplies	-	-	-	-
52			A_B6450 Utilities	-	-	-	-
53			A_B6500 Repairs & Maintenance	-	-	-	-
54			A_B6550 Rentals & Leases	-	-	-	-
55			A_B6575 Interest Expense	-	-	-	-
56			A_B6600 Claims & Judgements	-	-	-	-
57			A_B6650 Other Expense	-	-	-	-
58			A_B6700 Subcontracts	-	-	-	-
59			A_B6900 Depreciation & Amortization	-	-	-	-
60			A_B7000 Capital Expense	-	-	-	-
61			A_B7200 Discontinued Operations	-	-	-	-
62			A_B7500 Other Non Operating Expenses	-	-	-	-
63			A_B7600 Internal Allocations & Sales	-	-	-	-
64			A_B7700 Funding Tranfers	-	-	-	-
65			Total Expenses Expenses	-	-	-	-
66			Statement of Activities Net Result	-	-	-	-


	A	B	C	D	E	F
1						
2	O_31032: Multicultural Resource Center					
3	Board of Trustees Report					
4	O_31032: Multicultural Resource Center					
5			FY18		FY19	
6	Fund Class - Source	Summary Level Natural Accounts	Budget	Actual through March	Budget	Variance FY18 Budget to FY19 Budget
67		A_B4000 Tuition & Educational Fees	-	-	-	-
68		A_B4100 Sales of Goods & Services	-	-	-	-
69		A_B4300 Grants & Contracts	-	-	-	-
70		A_43501 Federal Appropriations	-	-	-	-
71		A_B4400 Other Operating Revenue	-	-	-	-
72		A_B5000 Non Operating Revenues	-	-	-	-
73		A_B5100 Appropriations	-	-	-	-
74		A_B5300 Gifts	-	-	-	-
75		A_B5500 Investment Income	-	-	-	-
76		A_B5600 Other Non Operating Revenues	-	-	-	-
77		Total_Revenue Revenue	-	-	-	-
78		A_B6000 Salaries, Wages & Benefits	-	-	-	-
79		A_B6200 Services & Fees	-	-	-	-
80		A_B6300 Travel	-	-	-	-
81	FC_B30 Restr	A_B6400 Supplies	-	-	-	-
82	Expendable Op	A_B6450 Utilities	-	-	-	-
83		A_B6500 Repairs & Maintenance	-	-	-	-
84		A_B6550 Rentals & Leases	-	-	-	-
85		A_B6575 Interest Expense	-	-	-	-
86		A_B6600 Claims & Judgements	-	-	-	-
87		A_B6650 Other Expense	-	-	-	-
88		A_B6700 Subcontracts	-	-	-	-
89		A_B6900 Depreciation & Amortization	-	-	-	-
90		A_B7000 Capital Expense	-	-	-	-
91		A_B7200 Discontinued Operations	-	-	-	-
92		A_B7500 Other Non Operating Expenses	-	-	-	-
93		A_B7600 Internal Allocations & Sales	-	-	-	-
94		A_B7700 Funding Tranfers	-	-	-	-
95		Total_Expenses Expenses	-	-	-	-
96		Statement of Activities Net Result	-	-	-	-
97		A_B4000 Tuition & Educational Fees	-	-	-	-
98		A_B4100 Sales of Goods & Services	-	-	-	-
99		A_B4300 Grants & Contracts	-	-	-	-
100		A_43501 Federal Appropriations	-	-	-	-
101		A_B4400 Other Operating Revenue	-	-	-	-
102		A_B5000 Non Operating Revenues	-	-	-	-
103		A_B5100 Appropriations	-	-	-	-
104		A_B5300 Gifts	-	-	-	-
105		A_B5500 Investment Income	-	-	-	-
106		A_B5600 Other Non Operating Revenues	-	-	-	-
107		Total_Revenue Revenue	-	-	-	-
108		A_B6000 Salaries, Wages & Benefits	-	-	-	-
109		A_B6200 Services & Fees	-	-	-	-
110		A_B6300 Travel	-	-	-	-
111	FC_B35 Restr	A_B6400 Supplies	-	-	-	-
112	Expendable Non Op	A_B6450 Utilities	-	-	-	-
113		A_B6500 Repairs & Maintenance	-	-	-	-
114		A_B6550 Rentals & Leases	-	-	-	-
115		A_B6575 Interest Expense	-	-	-	-
116		A_B6600 Claims & Judgements	-	-	-	-
117		A_B6650 Other Expense	-	-	-	-
118		A_B6700 Subcontracts	-	-	-	-
119		A_B6900 Depreciation & Amortization	-	-	-	-
120		A_B7000 Capital Expense	-	-	-	-
121		A_B7200 Discontinued Operations	-	-	-	-
122		A_B7500 Other Non Operating Expenses	-	-	-	-
123		A_B7600 Internal Allocations & Sales	-	-	-	-
124		A_B7700 Funding Tranfers	-	-	-	-
125		Total_Expenses Expenses	-	-	-	-
126		Statement of Activities Net Result	-	-	-	-


	A	B	C	D	E	F
1						
2	O_31032: Multicultural Resource Center					
3	Board of Trustees Report					
4	O_31032: Multicultural Resource Center					
5			FY18		FY19	
6	Fund Class - Source	Summary Level Natural Accounts	Budget	Actual through March	Budget	Variance FY18 Budget to FY19 Budget
127		A_B4000 Tuition & Educational Fees	-	-	-	-
128		A_B4100 Sales of Goods & Services	-	-	-	-
129		A_B4300 Grants & Contracts	-	-	-	-
130		A_43501 Federal Appropriations	-	-	-	-
131		A_B4400 Other Operating Revenue	-	-	-	-
132		A_B5000 Non Operating Revenues	-	-	-	-
133		A_B5100 Appropriations	-	-	-	-
134		A_B5300 Gifts	-	-	-	-
135		A_B5500 Investment Income	-	-	-	-
136		A_B5600 Other Non Operating Revenues	-	-	-	-
137		Total_Revenue Revenue	-	-	-	-
138		A_B6000 Salaries, Wages & Benefits	-	-	-	-
139		A_B6200 Services & Fees	-	-	-	-
140		A_B6300 Travel	-	-	-	-
141	FC_B40 Restr	A_B6400 Supplies	-	-	-	-
142	Grants	A_B6450 Utilities	-	-	-	-
143		A_B6500 Repairs & Maintenance	-	-	-	-
144		A_B6550 Rentals & Leases	-	-	-	-
145		A_B6575 Interest Expense	-	-	-	-
146		A_B6600 Claims & Judgements	-	-	-	-
147		A_B6650 Other Expense	-	-	-	-
148		A_B6700 Subcontracts	-	-	-	-
149		A_B6900 Depreciation & Amortization	-	-	-	-
150		A_B7000 Capital Expense	-	-	-	-
151		A_B7200 Discontinued Operations	-	-	-	-
152		A_B7500 Other Non Operating Expenses	-	-	-	-
153		A_B7600 Internal Allocations & Sales	-	-	-	-
154		A_B7700 Funding Tranfers	-	-	-	-
155		Total_Expenses Expenses	-	-	-	-
156		Statement of Activities Net Result	-	-	-	-
157		A_B4000 Tuition & Educational Fees	-	-	-	-
158		A_B4100 Sales of Goods & Services	-	-	-	-
159		A_B4300 Grants & Contracts	-	-	-	-
160		A_43501 Federal Appropriations	-	-	-	-
161		A_B4400 Other Operating Revenue	-	-	-	-
162		A_B5000 Non Operating Revenues	-	-	-	-
163		A_B5100 Appropriations	-	-	-	-
164		A_B5300 Gifts	-	-	-	-
165		A_B5500 Investment Income	-	-	-	-
166		A_B5600 Other Non Operating Revenues	-	-	-	-
167		Total_Revenue Revenue	-	-	-	-
168		A_B6000 Salaries, Wages & Benefits	-	-	-	-
169		A_B6200 Services & Fees	-	-	-	-
170		A_B6300 Travel	-	-	-	-
171	FC_B45 Restr	A_B6400 Supplies	-	-	-	-
172	Govt Funds	A_B6450 Utilities	-	-	-	-
173		A_B6500 Repairs & Maintenance	-	-	-	-
174		A_B6550 Rentals & Leases	-	-	-	-
175		A_B6575 Interest Expense	-	-	-	-
176		A_B6600 Claims & Judgements	-	-	-	-
177		A_B6650 Other Expense	-	-	-	-
178		A_B6700 Subcontracts	-	-	-	-
179		A_B6900 Depreciation & Amortization	-	-	-	-
180		A_B7000 Capital Expense	-	-	-	-
181		A_B7200 Discontinued Operations	-	-	-	-
182		A_B7500 Other Non Operating Expenses	-	-	-	-
183		A_B7600 Internal Allocations & Sales	-	-	-	-
184		A_B7700 Funding Tranfers	-	-	-	-
185		Total_Expenses Expenses	-	-	-	-
186		Statement of Activities Net Result	-	-	-	-


	A	B	C	D	E	F	
1							
2	O_31033: Rainbow Resource Center						
3	Board of Trustees Report						
4	O_31033: Rainbow Resource Center						
5			FY18		FY19		
6	Fund Class - Source	Summary Level Natural Accounts	Budget	Actual through March	Budget	Variance FY18 Budget to FY19 Budget	
7	FC_105 Unrestricted Operating Class	A_B4000 Tuition & Educational Fees	-	-	-	-	
8		A_B4100 Sales of Goods & Services	-	-	-	-	
9		A_B4300 Grants & Contracts	-	-	-	-	
10		A_43501 Federal Appropriations	-	-	-	-	
11		A_B4400 Other Operating Revenue	-	-	-	-	
12		A_B5000 Non Operating Revenues	-	-	-	-	
13		A_B5100 Appropriations	-	-	-	-	
14		A_B5300 Gifts	-	-	-	-	
15		A_B5500 Investment Income	-	-	-	-	
16		A_B5600 Other Non Operating Revenues	-	-	-	-	
17			Total Revenue Revenue	-	-	-	-
18			A_B6000 Salaries, Wages & Benefits	-	-	-	-
19			A_B6200 Services & Fees	-	-	-	-
20			A_B6300 Travel	-	-	-	-
21			A_B6400 Supplies	-	-	-	-
22			A_B6450 Utilities	-	-	-	-
23			A_B6500 Repairs & Maintenance	-	-	-	-
24			A_B6550 Rentals & Leases	-	-	-	-
25			A_B6575 Interest Expense	-	-	-	-
26			A_B6600 Claims & Judgements	-	-	-	-
27			A_B6650 Other Expense	-	-	-	-
28			A_B6700 Subcontracts	-	-	-	-
29			A_B6900 Depreciation & Amortization	-	-	-	-
30			A_B7000 Capital Expense	-	-	-	-
31			A_B7200 Discontinued Operations	-	-	-	-
32			A_B7500 Other Non Operating Expenses	-	-	-	-
33			A_B7600 Internal Allocations & Sales	-	-	-	-
34			A_B7700 Funding Tranfers	-	-	-	-
35			Total Expenses Expenses	-	-	-	-
36			Statement of Activities Net Result	-	-	-	-
37		FC_B20 Designated Op	A_B4000 Tuition & Educational Fees	-	-	-	-
38			A_B4100 Sales of Goods & Services	-	-	-	-
39			A_B4300 Grants & Contracts	-	-	-	-
40			A_43501 Federal Appropriations	-	-	-	-
41			A_B4400 Other Operating Revenue	-	-	-	-
42			A_B5000 Non Operating Revenues	-	-	-	-
43	A_B5100 Appropriations		-	-	-	-	
44	A_B5300 Gifts		-	-	-	-	
45	A_B5500 Investment Income		-	-	-	-	
46	A_B5600 Other Non Operating Revenues		-	-	-	-	
47			Total Revenue Revenue	-	-	-	-
48			A_B6000 Salaries, Wages & Benefits	-	-	-	-
49			A_B6200 Services & Fees	-	-	-	-
50			A_B6300 Travel	-	-	-	-
51			A_B6400 Supplies	-	-	-	-
52			A_B6450 Utilities	-	-	-	-
53			A_B6500 Repairs & Maintenance	-	-	-	-
54			A_B6550 Rentals & Leases	-	-	-	-
55			A_B6575 Interest Expense	-	-	-	-
56			A_B6600 Claims & Judgements	-	-	-	-
57			A_B6650 Other Expense	-	-	-	-
58			A_B6700 Subcontracts	-	-	-	-
59			A_B6900 Depreciation & Amortization	-	-	-	-
60			A_B7000 Capital Expense	-	-	-	-
61			A_B7200 Discontinued Operations	-	-	-	-
62			A_B7500 Other Non Operating Expenses	-	-	-	-
63			A_B7600 Internal Allocations & Sales	-	-	-	-
64			A_B7700 Funding Tranfers	-	-	-	-
65			Total Expenses Expenses	-	-	-	-
66			Statement of Activities Net Result	-	-	-	-


	A	B	C	D	E	F
1						
2	O_31033: Rainbow Resource Center					
3	Board of Trustees Report					
4	O_31033: Rainbow Resource Center					
5			FY18		FY19	
6	Fund Class - Source	Summary Level Natural Accounts	Budget	Actual through March	Budget	Variance FY18 Budget to FY19 Budget
67		A_B4000 Tuition & Educational Fees	-	-	-	-
68		A_B4100 Sales of Goods & Services	-	-	-	-
69		A_B4300 Grants & Contracts	-	-	-	-
70		A_43501 Federal Appropriations	-	-	-	-
71		A_B4400 Other Operating Revenue	-	-	-	-
72		A_B5000 Non Operating Revenues	-	-	-	-
73		A_B5100 Appropriations	-	-	-	-
74		A_B5300 Gifts	-	-	-	-
75		A_B5500 Investment Income	-	-	-	-
76		A_B5600 Other Non Operating Revenues	-	-	-	-
77		Total Revenue Revenue	-	-	-	-
78		A_B6000 Salaries, Wages & Benefits	-	-	-	-
79		A_B6200 Services & Fees	-	-	-	-
80		A_B6300 Travel	-	-	-	-
81	FC_B30 Restr	A_B6400 Supplies	-	-	-	-
82	Expendable Op	A_B6450 Utilities	-	-	-	-
83		A_B6500 Repairs & Maintenance	-	-	-	-
84		A_B6550 Rentals & Leases	-	-	-	-
85		A_B6575 Interest Expense	-	-	-	-
86		A_B6600 Claims & Judgements	-	-	-	-
87		A_B6650 Other Expense	-	-	-	-
88		A_B6700 Subcontracts	-	-	-	-
89		A_B6900 Depreciation & Amortization	-	-	-	-
90		A_B7000 Capital Expense	-	-	-	-
91		A_B7200 Discontinued Operations	-	-	-	-
92		A_B7500 Other Non Operating Expenses	-	-	-	-
93		A_B7600 Internal Allocations & Sales	-	-	-	-
94		A_B7700 Funding Tranfers	-	-	-	-
95		Total Expenses Expenses	-	-	-	-
96		Statement of Activities Net Result	-	-	-	-
97		A_B4000 Tuition & Educational Fees	-	-	-	-
98		A_B4100 Sales of Goods & Services	-	-	-	-
99		A_B4300 Grants & Contracts	-	-	-	-
100		A_43501 Federal Appropriations	-	-	-	-
101		A_B4400 Other Operating Revenue	-	-	-	-
102		A_B5000 Non Operating Revenues	-	-	-	-
103		A_B5100 Appropriations	-	-	-	-
104		A_B5300 Gifts	-	-	-	-
105		A_B5500 Investment Income	-	-	-	-
106		A_B5600 Other Non Operating Revenues	-	-	-	-
107		Total Revenue Revenue	-	-	-	-
108		A_B6000 Salaries, Wages & Benefits	-	-	-	-
109		A_B6200 Services & Fees	-	-	-	-
110		A_B6300 Travel	-	-	-	-
111	FC_B35 Restr	A_B6400 Supplies	-	-	-	-
112	Expendable Non Op	A_B6450 Utilities	-	-	-	-
113		A_B6500 Repairs & Maintenance	-	-	-	-
114		A_B6550 Rentals & Leases	-	-	-	-
115		A_B6575 Interest Expense	-	-	-	-
116		A_B6600 Claims & Judgements	-	-	-	-
117		A_B6650 Other Expense	-	-	-	-
118		A_B6700 Subcontracts	-	-	-	-
119		A_B6900 Depreciation & Amortization	-	-	-	-
120		A_B7000 Capital Expense	-	-	-	-
121		A_B7200 Discontinued Operations	-	-	-	-
122		A_B7500 Other Non Operating Expenses	-	-	-	-
123		A_B7600 Internal Allocations & Sales	-	-	-	-
124		A_B7700 Funding Tranfers	-	-	-	-
125		Total Expenses Expenses	-	-	-	-
126		Statement of Activities Net Result	-	-	-	-

	A	B	C	D	E	F
1						
2	O_31033: Rainbow Resource Center					
3	Board of Trustees Report					
4	O_31033: Rainbow Resource Center					
5			FY18		FY19	
6	Fund Class - Source	Summary Level Natural Accounts	Budget	Actual through March	Budget	Variance FY18 Budget to FY19 Budget
127		A_B4000 Tuition & Educational Fees	-	-	-	-
128		A_B4100 Sales of Goods & Services	-	-	-	-
129		A_B4300 Grants & Contracts	-	-	-	-
130		A_43501 Federal Appropriations	-	-	-	-
131		A_B4400 Other Operating Revenue	-	-	-	-
132		A_B5000 Non Operating Revenues	-	-	-	-
133		A_B5100 Appropriations	-	-	-	-
134		A_B5300 Gifts	-	-	-	-
135		A_B5500 Investment Income	-	-	-	-
136		A_B5600 Other Non Operating Revenues	-	-	-	-
137		Total_Revenue Revenue	-	-	-	-
138		A_B6000 Salaries, Wages & Benefits	-	-	-	-
139		A_B6200 Services & Fees	-	-	-	-
140		A_B6300 Travel	-	-	-	-
141	FC_B40 Restr	A_B6400 Supplies	-	-	-	-
142	Grants	A_B6450 Utilities	-	-	-	-
143		A_B6500 Repairs & Maintenance	-	-	-	-
144		A_B6550 Rentals & Leases	-	-	-	-
145		A_B6575 Interest Expense	-	-	-	-
146		A_B6600 Claims & Judgements	-	-	-	-
147		A_B6650 Other Expense	-	-	-	-
148		A_B6700 Subcontracts	-	-	-	-
149		A_B6900 Depreciation & Amortization	-	-	-	-
150		A_B7000 Capital Expense	-	-	-	-
151		A_B7200 Discontinued Operations	-	-	-	-
152		A_B7500 Other Non Operating Expenses	-	-	-	-
153		A_B7600 Internal Allocations & Sales	-	-	-	-
154		A_B7700 Funding Tranfers	-	-	-	-
155		Total_Expenses Expenses	-	-	-	-
156		Statement of Activities Net Result	-	-	-	-
157		A_B4000 Tuition & Educational Fees	-	-	-	-
158		A_B4100 Sales of Goods & Services	-	-	-	-
159		A_B4300 Grants & Contracts	-	-	-	-
160		A_43501 Federal Appropriations	-	-	-	-
161		A_B4400 Other Operating Revenue	-	-	-	-
162		A_B5000 Non Operating Revenues	-	-	-	-
163		A_B5100 Appropriations	-	-	-	-
164		A_B5300 Gifts	-	-	-	-
165		A_B5500 Investment Income	-	-	-	-
166		A_B5600 Other Non Operating Revenues	-	-	-	-
167		Total_Revenue Revenue	-	-	-	-
168		A_B6000 Salaries, Wages & Benefits	-	-	-	-
169		A_B6200 Services & Fees	-	-	-	-
170		A_B6300 Travel	-	-	-	-
171	FC_B45 Restr	A_B6400 Supplies	-	-	-	-
172	Govt Funds	A_B6450 Utilities	-	-	-	-
173		A_B6500 Repairs & Maintenance	-	-	-	-
174		A_B6550 Rentals & Leases	-	-	-	-
175		A_B6575 Interest Expense	-	-	-	-
176		A_B6600 Claims & Judgements	-	-	-	-
177		A_B6650 Other Expense	-	-	-	-
178		A_B6700 Subcontracts	-	-	-	-
179		A_B6900 Depreciation & Amortization	-	-	-	-
180		A_B7000 Capital Expense	-	-	-	-
181		A_B7200 Discontinued Operations	-	-	-	-
182		A_B7500 Other Non Operating Expenses	-	-	-	-
183		A_B7600 Internal Allocations & Sales	-	-	-	-
184		A_B7700 Funding Tranfers	-	-	-	-
185		Total_Expenses Expenses	-	-	-	-
186		Statement of Activities Net Result	-	-	-	-


	A	B	C	D	E	F	
1							
2	O_31034: Veterans Services Center						
3	Board of Trustees Report						
4	O_31034: Veterans Services Center						
5			FY18		FY19		
6	Fund Class - Source	Summary Level Natural Accounts	Budget	Actual through March	Budget	Variance FY18 Budget to FY19 Budget	
7	FC_105 Unrestricted Operating Class	A_B4000 Tuition & Educational Fees	-	-	-	-	
8		A_B4100 Sales of Goods & Services	-	-	-	-	
9		A_B4300 Grants & Contracts	-	-	-	-	
10		A_43501 Federal Appropriations	-	-	-	-	
11		A_B4400 Other Operating Revenue	-	-	-	-	
12		A_B5000 Non Operating Revenues	-	-	-	-	
13		A_B5100 Appropriations	-	-	-	-	
14		A_B5300 Gifts	-	-	-	-	
15		A_B5500 Investment Income	-	-	-	-	
16		A_B5600 Other Non Operating Revenues	-	-	-	-	
17			Total_Revenue Revenue	-	-	-	-
18			A_B6000 Salaries, Wages & Benefits	56,066	42,277	56,066	0
19			A_B6200 Services & Fees	-	3,180	-	-
20			A_B6300 Travel	-	3,854	-	-
21			A_B6400 Supplies	-	8,724	-	-
22			A_B6450 Utilities	-	528	-	-
23			A_B6500 Repairs & Maintenance	-	-	-	-
24			A_B6550 Rentals & Leases	-	710	-	-
25			A_B6575 Interest Expense	-	-	-	-
26			A_B6600 Claims & Judgements	-	-	-	-
27			A_B6650 Other Expense	-	6,462	-	-
28			A_B6700 Subcontracts	-	-	-	-
29			A_B6900 Depreciation & Amortization	-	-	-	-
30			A_B7000 Capital Expense	-	-	-	-
31			A_B7200 Discontinued Operations	-	-	-	-
32			A_B7500 Other Non Operating Expenses	-	-	-	-
33			A_B7600 Internal Allocations & Sales	-	288	-	-
34			A_B7700 Funding Tranfers	-	-	-	-
35			Total_Expenses Expenses	56,066	66,022	56,066	0
36			Statement of Activities Net Result	56,066	66,022	56,066	0
37		FC_B20 Designated Op	A_B4000 Tuition & Educational Fees	-	-	-	-
38			A_B4100 Sales of Goods & Services	-	-	-	-
39			A_B4300 Grants & Contracts	-	-	-	-
40			A_43501 Federal Appropriations	-	-	-	-
41			A_B4400 Other Operating Revenue	-	-	-	-
42			A_B5000 Non Operating Revenues	-	-	-	-
43	A_B5100 Appropriations		-	-	-	-	
44	A_B5300 Gifts		-	-	-	-	
45	A_B5500 Investment Income		-	-	-	-	
46	A_B5600 Other Non Operating Revenues		-	-	-	-	
47			Total_Revenue Revenue	-	-	-	-
48			A_B6000 Salaries, Wages & Benefits	-	-	-	-
49			A_B6200 Services & Fees	-	-	-	-
50			A_B6300 Travel	-	-	-	-
51			A_B6400 Supplies	-	-	-	-
52			A_B6450 Utilities	-	-	-	-
53			A_B6500 Repairs & Maintenance	-	-	-	-
54			A_B6550 Rentals & Leases	-	-	-	-
55			A_B6575 Interest Expense	-	-	-	-
56			A_B6600 Claims & Judgements	-	-	-	-
57			A_B6650 Other Expense	-	-	-	-
58			A_B6700 Subcontracts	-	-	-	-
59			A_B6900 Depreciation & Amortization	-	-	-	-
60			A_B7000 Capital Expense	-	-	-	-
61			A_B7200 Discontinued Operations	-	-	-	-
62			A_B7500 Other Non Operating Expenses	-	-	-	-
63			A_B7600 Internal Allocations & Sales	-	-	-	-
64			A_B7700 Funding Tranfers	-	-	-	-
65			Total_Expenses Expenses	-	-	-	-
66			Statement of Activities Net Result	-	-	-	-


	A	B	C	D	E	F
1						
2	O_31034: Veterans Services Center					
3	Board of Trustees Report					
4	O_31034: Veterans Services Center					
5			FY18		FY19	
6	Fund Class - Source	Summary Level Natural Accounts	Budget	Actual through March	Budget	Variance FY18 Budget to FY19 Budget
67		A_B4000 Tuition & Educational Fees	-	-	-	-
68		A_B4100 Sales of Goods & Services	-	-	-	-
69		A_B4300 Grants & Contracts	-	-	-	-
70		A_43501 Federal Appropriations	-	-	-	-
71		A_B4400 Other Operating Revenue	-	-	-	-
72		A_B5000 Non Operating Revenues	-	-	-	-
73		A_B5100 Appropriations	-	-	-	-
74		A_B5300 Gifts	-	-	(292,900)	(292,900)
75		A_B5500 Investment Income	-	-	-	-
76		A_B5600 Other Non Operating Revenues	-	-	-	-
77		Total Revenue Revenue	-	-	(292,900)	(292,900)
78		A_B6000 Salaries, Wages & Benefits	-	-	-	-
79		A_B6200 Services & Fees	-	-	-	-
80		A_B6300 Travel	-	-	-	-
81	FC_B30 Restr Expendable Op	A_B6400 Supplies	-	-	-	-
82		A_B6450 Utilities	-	-	-	-
83		A_B6500 Repairs & Maintenance	-	-	-	-
84		A_B6550 Rentals & Leases	-	-	-	-
85		A_B6575 Interest Expense	-	-	-	-
86		A_B6600 Claims & Judgements	-	-	-	-
87		A_B6650 Other Expense	-	-	-	-
88		A_B6700 Subcontracts	-	-	-	-
89		A_B6900 Depreciation & Amortization	-	-	-	-
90		A_B7000 Capital Expense	-	-	-	-
91		A_B7200 Discontinued Operations	-	-	-	-
92		A_B7500 Other Non Operating Expenses	-	-	-	-
93		A_B7600 Internal Allocations & Sales	-	-	-	-
94		A_B7700 Funding Tranfers	-	-	292,900	292,900
95			Total Expenses Expenses	-	-	292,900
96		Statement of Activities Net Result	-	-	-	-
97		A_B4000 Tuition & Educational Fees	-	-	-	-
98		A_B4100 Sales of Goods & Services	-	-	-	-
99		A_B4300 Grants & Contracts	-	-	-	-
100		A_43501 Federal Appropriations	-	-	-	-
101		A_B4400 Other Operating Revenue	-	-	-	-
102		A_B5000 Non Operating Revenues	-	-	-	-
103		A_B5100 Appropriations	-	-	-	-
104		A_B5300 Gifts	-	-	-	-
105		A_B5500 Investment Income	-	-	-	-
106		A_B5600 Other Non Operating Revenues	-	-	-	-
107		Total Revenue Revenue	-	-	-	-
108		A_B6000 Salaries, Wages & Benefits	-	-	-	-
109		A_B6200 Services & Fees	-	-	-	-
110		A_B6300 Travel	-	-	-	-
111	FC_B35 Restr Expendable Non Op	A_B6400 Supplies	-	-	-	-
112		A_B6450 Utilities	-	-	-	-
113		A_B6500 Repairs & Maintenance	-	-	-	-
114		A_B6550 Rentals & Leases	-	-	-	-
115		A_B6575 Interest Expense	-	-	-	-
116		A_B6600 Claims & Judgements	-	-	-	-
117		A_B6650 Other Expense	-	-	-	-
118		A_B6700 Subcontracts	-	-	-	-
119		A_B6900 Depreciation & Amortization	-	-	-	-
120		A_B7000 Capital Expense	-	-	-	-
121		A_B7200 Discontinued Operations	-	-	-	-
122		A_B7500 Other Non Operating Expenses	-	-	-	-
123		A_B7600 Internal Allocations & Sales	-	-	-	-
124		A_B7700 Funding Tranfers	-	-	-	-
125			Total Expenses Expenses	-	-	-
126		Statement of Activities Net Result	-	-	-	-


	A	B	C	D	E	F
1						
2	O_31034: Veterans Services Center					
3	Board of Trustees Report					
4	O_31034: Veterans Services Center					
5			FY18		FY19	
6	Fund Class - Source	Summary Level Natural Accounts	Budget	Actual through March	Budget	Variance FY18 Budget to FY19 Budget
127		A_B4000 Tuition & Educational Fees	-	-	-	-
128		A_B4100 Sales of Goods & Services	-	-	-	-
129		A_B4300 Grants & Contracts	-	-	-	-
130		A_43501 Federal Appropriations	-	-	-	-
131		A_B4400 Other Operating Revenue	-	-	-	-
132		A_B5000 Non Operating Revenues	-	-	-	-
133		A_B5100 Appropriations	-	-	-	-
134		A_B5300 Gifts	-	-	-	-
135		A_B5500 Investment Income	-	-	-	-
136		A_B5600 Other Non Operating Revenues	-	-	-	-
137		Total_Revenue Revenue	-	-	-	-
138		A_B6000 Salaries, Wages & Benefits	-	-	-	-
139		A_B6200 Services & Fees	-	-	-	-
140		A_B6300 Travel	-	-	-	-
141	FC_B40 Restr	A_B6400 Supplies	-	-	-	-
142	Grants	A_B6450 Utilities	-	-	-	-
143		A_B6500 Repairs & Maintenance	-	-	-	-
144		A_B6550 Rentals & Leases	-	-	-	-
145		A_B6575 Interest Expense	-	-	-	-
146		A_B6600 Claims & Judgements	-	-	-	-
147		A_B6650 Other Expense	-	-	-	-
148		A_B6700 Subcontracts	-	-	-	-
149		A_B6900 Depreciation & Amortization	-	-	-	-
150		A_B7000 Capital Expense	-	-	-	-
151		A_B7200 Discontinued Operations	-	-	-	-
152		A_B7500 Other Non Operating Expenses	-	-	-	-
153		A_B7600 Internal Allocations & Sales	-	-	-	-
154		A_B7700 Funding Tranfers	-	-	-	-
155		Total_Expenses Expenses	-	-	-	-
156		Statement of Activities Net Result	-	-	-	-
157		A_B4000 Tuition & Educational Fees	-	-	-	-
158		A_B4100 Sales of Goods & Services	-	-	-	-
159		A_B4300 Grants & Contracts	-	-	-	-
160		A_43501 Federal Appropriations	-	-	-	-
161		A_B4400 Other Operating Revenue	-	-	-	-
162		A_B5000 Non Operating Revenues	-	-	-	-
163		A_B5100 Appropriations	-	-	-	-
164		A_B5300 Gifts	-	-	-	-
165		A_B5500 Investment Income	-	-	-	-
166		A_B5600 Other Non Operating Revenues	-	-	-	-
167		Total_Revenue Revenue	-	-	-	-
168		A_B6000 Salaries, Wages & Benefits	-	-	-	-
169		A_B6200 Services & Fees	-	-	-	-
170		A_B6300 Travel	-	-	-	-
171	FC_B45 Restr	A_B6400 Supplies	-	-	-	-
172	Govt Funds	A_B6450 Utilities	-	-	-	-
173		A_B6500 Repairs & Maintenance	-	-	-	-
174		A_B6550 Rentals & Leases	-	-	-	-
175		A_B6575 Interest Expense	-	-	-	-
176		A_B6600 Claims & Judgements	-	-	-	-
177		A_B6650 Other Expense	-	-	-	-
178		A_B6700 Subcontracts	-	-	-	-
179		A_B6900 Depreciation & Amortization	-	-	-	-
180		A_B7000 Capital Expense	-	-	-	-
181		A_B7200 Discontinued Operations	-	-	-	-
182		A_B7500 Other Non Operating Expenses	-	-	-	-
183		A_B7600 Internal Allocations & Sales	-	-	-	-
184		A_B7700 Funding Tranfers	-	-	-	-
185		Total_Expenses Expenses	-	-	-	-
186		Statement of Activities Net Result	-	-	-	-


	A	B	C	D	E	F	
1							
2	O_31035: Stop Violence Program						
3	Board of Trustees Report						
4	O_31035: Stop Violence Program						
5			FY18		FY19		
6	Fund Class - Source	Summary Level Natural Accounts	Budget	Actual through March	Budget	Variance FY18 Budget to FY19 Budget	
7	FC_105 Unrestricted Operating Class	A_B4000 Tuition & Educational Fees	-	7,909	5,865	5,865	
8		A_B4100 Sales of Goods & Services	-	-	-	-	
9		A_B4300 Grants & Contracts	-	-	-	-	
10		A_43501 Federal Appropriations	-	-	-	-	
11		A_B4400 Other Operating Revenue	-	-	-	-	
12		A_B5000 Non Operating Revenues	-	-	-	-	
13		A_B5100 Appropriations	-	-	-	-	
14		A_B5300 Gifts	-	-	-	-	
15		A_B5500 Investment Income	-	-	-	-	
16		A_B5600 Other Non Operating Revenues	-	-	-	-	
17			Total_Revenue Revenue	-	7,909	5,865	5,865
18			A_B6000 Salaries, Wages & Benefits	90,994	63,195	87,730	(3,264)
19			A_B6200 Services & Fees	1,650	513	800	(850)
20			A_B6300 Travel	5,000	945	2,570	(2,430)
21			A_B6400 Supplies	3,552	2,652	1,560	(1,992)
22			A_B6450 Utilities	360	-	-	(360)
23			A_B6500 Repairs & Maintenance	-	-	-	-
24			A_B6550 Rentals & Leases	-	-	-	-
25			A_B6575 Interest Expense	-	-	-	-
26			A_B6600 Claims & Judgements	-	-	-	-
27			A_B6650 Other Expense	6,850	2,223	4,645	(2,205)
28			A_B6700 Subcontracts	-	-	-	-
29			A_B6900 Depreciation & Amortization	-	-	-	-
30			A_B7000 Capital Expense	-	-	-	-
31			A_B7200 Discontinued Operations	-	-	-	-
32			A_B7500 Other Non Operating Expenses	-	-	-	-
33			A_B7600 Internal Allocations & Sales	-	1,255	4,250	4,250
34			A_B7700 Funding Tranfers	-	-	-	-
35			Total_Expenses Expenses	108,406	70,783	101,555	(6,851)
36			Statement of Activities Net Result	108,406	78,693	107,420	(986)
37		FC_B20 Designated Op	A_B4000 Tuition & Educational Fees	-	-	-	-
38			A_B4100 Sales of Goods & Services	-	-	-	-
39			A_B4300 Grants & Contracts	-	-	-	-
40			A_43501 Federal Appropriations	-	-	-	-
41			A_B4400 Other Operating Revenue	-	-	-	-
42			A_B5000 Non Operating Revenues	-	-	-	-
43	A_B5100 Appropriations		-	-	-	-	
44	A_B5300 Gifts		-	-	-	-	
45	A_B5500 Investment Income		-	-	-	-	
46	A_B5600 Other Non Operating Revenues		-	-	-	-	
47			Total_Revenue Revenue	-	-	-	-
48			A_B6000 Salaries, Wages & Benefits	-	-	-	-
49			A_B6200 Services & Fees	-	-	-	-
50			A_B6300 Travel	-	-	-	-
51			A_B6400 Supplies	-	-	-	-
52			A_B6450 Utilities	-	-	-	-
53			A_B6500 Repairs & Maintenance	-	-	-	-
54			A_B6550 Rentals & Leases	-	-	-	-
55			A_B6575 Interest Expense	-	-	-	-
56			A_B6600 Claims & Judgements	-	-	-	-
57			A_B6650 Other Expense	-	-	-	-
58			A_B6700 Subcontracts	-	-	-	-
59			A_B6900 Depreciation & Amortization	-	-	-	-
60			A_B7000 Capital Expense	-	-	-	-
61			A_B7200 Discontinued Operations	-	-	-	-
62			A_B7500 Other Non Operating Expenses	-	-	-	-
63			A_B7600 Internal Allocations & Sales	-	-	-	-
64			A_B7700 Funding Tranfers	-	-	-	-
65			Total_Expenses Expenses	-	-	-	-
66			Statement of Activities Net Result	-	-	-	-


	A	B	C	D	E	F
1						
2	O_31035: Stop Violence Program					
3	Board of Trustees Report					
4	O_31035: Stop Violence Program					
5			FY18		FY19	
6	Fund Class - Source	Summary Level Natural Accounts	Budget	Actual through March	Budget	Variance FY18 Budget to FY19 Budget
67		A_B4000 Tuition & Educational Fees	-	-	-	-
68		A_B4100 Sales of Goods & Services	-	-	-	-
69		A_B4300 Grants & Contracts	-	-	-	-
70		A_43501 Federal Appropriations	-	-	-	-
71		A_B4400 Other Operating Revenue	-	-	-	-
72		A_B5000 Non Operating Revenues	-	-	-	-
73		A_B5100 Appropriations	-	-	-	-
74		A_B5300 Gifts	-	-	-	-
75		A_B5500 Investment Income	-	-	-	-
76		A_B5600 Other Non Operating Revenues	-	-	-	-
77		Total_Revenue Revenue	-	-	-	-
78		A_B6000 Salaries, Wages & Benefits	-	-	-	-
79		A_B6200 Services & Fees	-	-	-	-
80		A_B6300 Travel	-	-	-	-
81	FC_B30 Restr	A_B6400 Supplies	-	-	-	-
82	Expendable Op	A_B6450 Utilities	-	-	-	-
83		A_B6500 Repairs & Maintenance	-	-	-	-
84		A_B6550 Rentals & Leases	-	-	-	-
85		A_B6575 Interest Expense	-	-	-	-
86		A_B6600 Claims & Judgements	-	-	-	-
87		A_B6650 Other Expense	-	-	-	-
88		A_B6700 Subcontracts	-	-	-	-
89		A_B6900 Depreciation & Amortization	-	-	-	-
90		A_B7000 Capital Expense	-	-	-	-
91		A_B7200 Discontinued Operations	-	-	-	-
92		A_B7500 Other Non Operating Expenses	-	-	-	-
93		A_B7600 Internal Allocations & Sales	-	-	-	-
94		A_B7700 Funding Tranfers	-	-	-	-
95		Total_Expenses Expenses	-	-	-	-
96		Statement of Activities Net Result	-	-	-	-
97		A_B4000 Tuition & Educational Fees	-	-	-	-
98		A_B4100 Sales of Goods & Services	-	-	-	-
99		A_B4300 Grants & Contracts	-	-	-	-
100		A_43501 Federal Appropriations	-	-	-	-
101		A_B4400 Other Operating Revenue	-	-	-	-
102		A_B5000 Non Operating Revenues	-	-	-	-
103		A_B5100 Appropriations	-	-	-	-
104		A_B5300 Gifts	-	-	-	-
105		A_B5500 Investment Income	-	-	-	-
106		A_B5600 Other Non Operating Revenues	-	-	-	-
107		Total_Revenue Revenue	-	-	-	-
108		A_B6000 Salaries, Wages & Benefits	-	-	-	-
109		A_B6200 Services & Fees	-	-	-	-
110		A_B6300 Travel	-	-	-	-
111	FC_B35 Restr	A_B6400 Supplies	-	-	-	-
112	Expendable Non Op	A_B6450 Utilities	-	-	-	-
113		A_B6500 Repairs & Maintenance	-	-	-	-
114		A_B6550 Rentals & Leases	-	-	-	-
115		A_B6575 Interest Expense	-	-	-	-
116		A_B6600 Claims & Judgements	-	-	-	-
117		A_B6650 Other Expense	-	-	-	-
118		A_B6700 Subcontracts	-	-	-	-
119		A_B6900 Depreciation & Amortization	-	-	-	-
120		A_B7000 Capital Expense	-	-	-	-
121		A_B7200 Discontinued Operations	-	-	-	-
122		A_B7500 Other Non Operating Expenses	-	-	-	-
123		A_B7600 Internal Allocations & Sales	-	-	-	-
124		A_B7700 Funding Tranfers	-	-	-	-
125		Total_Expenses Expenses	-	-	-	-
126		Statement of Activities Net Result	-	-	-	-


	A	B	C	D	E	F
1						
2	O_31035: Stop Violence Program					
3	Board of Trustees Report					
4	O_31035: Stop Violence Program					
5			FY18		FY19	
6	Fund Class - Source	Summary Level Natural Accounts	Budget	Actual through March	Budget	Variance FY18 Budget to FY19 Budget
127		A_B4000 Tuition & Educational Fees	-	-	-	-
128		A_B4100 Sales of Goods & Services	-	-	-	-
129		A_B4300 Grants & Contracts	-	-	-	-
130		A_43501 Federal Appropriations	-	-	-	-
131		A_B4400 Other Operating Revenue	-	-	-	-
132		A_B5000 Non Operating Revenues	-	-	-	-
133		A_B5100 Appropriations	-	-	-	-
134		A_B5300 Gifts	-	-	-	-
135		A_B5500 Investment Income	-	-	-	-
136		A_B5600 Other Non Operating Revenues	-	-	-	-
137		Total_Revenue Revenue	-	-	-	-
138		A_B6000 Salaries, Wages & Benefits	-	-	-	-
139		A_B6200 Services & Fees	-	-	-	-
140		A_B6300 Travel	-	-	-	-
141	FC_B40 Restr	A_B6400 Supplies	-	-	-	-
142	Grants	A_B6450 Utilities	-	-	-	-
143		A_B6500 Repairs & Maintenance	-	-	-	-
144		A_B6550 Rentals & Leases	-	-	-	-
145		A_B6575 Interest Expense	-	-	-	-
146		A_B6600 Claims & Judgements	-	-	-	-
147		A_B6650 Other Expense	-	-	-	-
148		A_B6700 Subcontracts	-	-	-	-
149		A_B6900 Depreciation & Amortization	-	-	-	-
150		A_B7000 Capital Expense	-	-	-	-
151		A_B7200 Discontinued Operations	-	-	-	-
152		A_B7500 Other Non Operating Expenses	-	-	-	-
153		A_B7600 Internal Allocations & Sales	-	-	-	-
154		A_B7700 Funding Tranfers	-	-	-	-
155		Total_Expenses Expenses	-	-	-	-
156		Statement of Activities Net Result	-	-	-	-
157		A_B4000 Tuition & Educational Fees	-	-	-	-
158		A_B4100 Sales of Goods & Services	-	-	-	-
159		A_B4300 Grants & Contracts	-	-	-	-
160		A_43501 Federal Appropriations	-	-	-	-
161		A_B4400 Other Operating Revenue	-	-	-	-
162		A_B5000 Non Operating Revenues	-	-	-	-
163		A_B5100 Appropriations	-	-	-	-
164		A_B5300 Gifts	-	-	-	-
165		A_B5500 Investment Income	-	-	-	-
166		A_B5600 Other Non Operating Revenues	-	-	-	-
167		Total_Revenue Revenue	-	-	-	-
168		A_B6000 Salaries, Wages & Benefits	-	-	-	-
169		A_B6200 Services & Fees	-	-	-	-
170		A_B6300 Travel	-	-	-	-
171	FC_B45 Restr	A_B6400 Supplies	-	-	-	-
172	Govt Funds	A_B6450 Utilities	-	-	-	-
173		A_B6500 Repairs & Maintenance	-	-	-	-
174		A_B6550 Rentals & Leases	-	-	-	-
175		A_B6575 Interest Expense	-	-	-	-
176		A_B6600 Claims & Judgements	-	-	-	-
177		A_B6650 Other Expense	-	-	-	-
178		A_B6700 Subcontracts	-	-	-	-
179		A_B6900 Depreciation & Amortization	-	-	-	-
180		A_B7000 Capital Expense	-	-	-	-
181		A_B7200 Discontinued Operations	-	-	-	-
182		A_B7500 Other Non Operating Expenses	-	-	-	-
183		A_B7600 Internal Allocations & Sales	-	-	-	-
184		A_B7700 Funding Tranfers	-	-	-	-
185		Total_Expenses Expenses	-	-	-	-
186		Statement of Activities Net Result	-	-	-	-


	A	B	C	D	E	F	
1							
2	O_31036: Student Media						
3	Board of Trustees Report						
4	O_31036: Student Media						
5			FY18		FY19		
6	Fund Class - Source	Summary Level Natural Accounts	Budget	Actual through March	Budget	Variance FY18 Budget to FY19 Budget	
7	FC_105 Unrestricted Operating Class	A_B4000 Tuition & Educational Fees	(419,000)	(184,447)	-	419,000	
8		A_B4100 Sales of Goods & Services	(165,100)	(38,715)	-	165,100	
9		A_B4300 Grants & Contracts	-	-	-	-	
10		A_43501 Federal Appropriations	-	-	-	-	
11		A_B4400 Other Operating Revenue	-	-	-	-	
12		A_B5000 Non Operating Revenues	-	-	-	-	
13		A_B5100 Appropriations	-	-	-	-	
14		A_B5300 Gifts	-	-	-	-	
15		A_B5500 Investment Income	-	-	-	-	
16		A_B5600 Other Non Operating Revenues	-	-	-	-	
17			Total_Revenue Revenue	(584,100)	(223,162)	-	584,100
18			A_B6000 Salaries, Wages & Benefits	434,341	252,480	-	(434,341)
19			A_B6200 Services & Fees	109,000	53,526	-	(109,000)
20			A_B6300 Travel	11,000	1,002	-	(11,000)
21			A_B6400 Supplies	27,100	3,934	-	(27,100)
22			A_B6450 Utilities	-	-	-	-
23			A_B6500 Repairs & Maintenance	-	-	-	-
24			A_B6550 Rentals & Leases	-	200	-	-
25			A_B6575 Interest Expense	-	-	-	-
26			A_B6600 Claims & Judgements	-	-	-	-
27			A_B6650 Other Expense	54,159	5,614	-	(54,159)
28			A_B6700 Subcontracts	-	-	-	-
29			A_B6900 Depreciation & Amortization	-	-	-	-
30			A_B7000 Capital Expense	-	-	-	-
31			A_B7200 Discontinued Operations	-	-	-	-
32			A_B7500 Other Non Operating Expenses	-	-	-	-
33			A_B7600 Internal Allocations & Sales	-	(1,483)	-	-
34			A_B7700 Funding Tranfers	-	-	-	-
35			Total_Expenses Expenses	635,600	315,274	-	(635,600)
36			Statement of Activities Net Result	51,500	92,112	-	(51,500)
37		FC_B20 Designated Op	A_B4000 Tuition & Educational Fees	-	(210,649)	(420,000)	(420,000)
38			A_B4100 Sales of Goods & Services	-	-	(100,000)	(100,000)
39			A_B4300 Grants & Contracts	-	-	-	-
40			A_43501 Federal Appropriations	-	-	-	-
41			A_B4400 Other Operating Revenue	-	-	-	-
42			A_B5000 Non Operating Revenues	-	-	-	-
43	A_B5100 Appropriations		-	-	-	-	
44	A_B5300 Gifts		-	-	-	-	
45	A_B5500 Investment Income		-	-	-	-	
46	A_B5600 Other Non Operating Revenues		-	-	-	-	
47			Total_Revenue Revenue	-	(210,649)	(520,000)	(520,000)
48			A_B6000 Salaries, Wages & Benefits	-	-	388,790	388,790
49			A_B6200 Services & Fees	-	-	94,100	94,100
50			A_B6300 Travel	-	-	5,299	5,299
51			A_B6400 Supplies	-	-	32,400	32,400
52			A_B6450 Utilities	-	-	-	-
53			A_B6500 Repairs & Maintenance	-	-	2,500	2,500
54			A_B6550 Rentals & Leases	-	-	-	-
55			A_B6575 Interest Expense	-	-	-	-
56			A_B6600 Claims & Judgements	-	-	-	-
57			A_B6650 Other Expense	-	-	26,393	26,393
58			A_B6700 Subcontracts	-	-	-	-
59			A_B6900 Depreciation & Amortization	-	-	-	-
60			A_B7000 Capital Expense	-	-	-	-
61			A_B7200 Discontinued Operations	-	-	-	-
62			A_B7500 Other Non Operating Expenses	-	-	-	-
63			A_B7600 Internal Allocations & Sales	-	-	(35,100)	(35,100)
64			A_B7700 Funding Tranfers	-	-	-	-
65			Total_Expenses Expenses	-	-	514,382	514,382
66			Statement of Activities Net Result	-	(210,649)	(5,618)	(5,618)


	A	B	C	D	E	F
1						
2	O_31036: Student Media					
3	Board of Trustees Report					
4	O_31036: Student Media					
5			FY18		FY19	
6	Fund Class - Source	Summary Level Natural Accounts	Budget	Actual through March	Budget	Variance FY18 Budget to FY19 Budget
67		A_B4000 Tuition & Educational Fees	-	-	-	-
68		A_B4100 Sales of Goods & Services	-	-	-	-
69		A_B4300 Grants & Contracts	-	-	-	-
70		A_43501 Federal Appropriations	-	-	-	-
71		A_B4400 Other Operating Revenue	-	-	-	-
72		A_B5000 Non Operating Revenues	-	-	-	-
73		A_B5100 Appropriations	-	-	-	-
74		A_B5300 Gifts	-	-	(1,867)	(1,867)
75		A_B5500 Investment Income	-	-	-	-
76		A_B5600 Other Non Operating Revenues	-	-	-	-
77		Total_Revenue Revenue	-	-	(1,867)	(1,867)
78		A_B6000 Salaries, Wages & Benefits	-	-	1,867	1,867
79		A_B6200 Services & Fees	-	-	-	-
80		A_B6300 Travel	-	-	-	-
81	FC_B30 Restr Expendable Op	A_B6400 Supplies	-	-	-	-
82		A_B6450 Utilities	-	-	-	-
83		A_B6500 Repairs & Maintenance	-	-	-	-
84		A_B6550 Rentals & Leases	-	-	-	-
85		A_B6575 Interest Expense	-	-	-	-
86		A_B6600 Claims & Judgements	-	-	-	-
87		A_B6650 Other Expense	-	-	-	-
88		A_B6700 Subcontracts	-	-	-	-
89		A_B6900 Depreciation & Amortization	-	-	-	-
90		A_B7000 Capital Expense	-	-	-	-
91		A_B7200 Discontinued Operations	-	-	-	-
92		A_B7500 Other Non Operating Expenses	-	-	-	-
93		A_B7600 Internal Allocations & Sales	-	-	-	-
94		A_B7700 Funding Tranfers	-	-	-	-
95			Total_Expenses Expenses	-	-	1,867
96		Statement of Activities Net Result	-	-	-	-
97		A_B4000 Tuition & Educational Fees	-	-	-	-
98		A_B4100 Sales of Goods & Services	-	-	-	-
99		A_B4300 Grants & Contracts	-	-	-	-
100		A_43501 Federal Appropriations	-	-	-	-
101		A_B4400 Other Operating Revenue	-	-	-	-
102		A_B5000 Non Operating Revenues	-	-	-	-
103		A_B5100 Appropriations	-	-	-	-
104		A_B5300 Gifts	-	-	-	-
105		A_B5500 Investment Income	-	-	-	-
106		A_B5600 Other Non Operating Revenues	-	-	-	-
107		Total_Revenue Revenue	-	-	-	-
108		A_B6000 Salaries, Wages & Benefits	-	-	-	-
109		A_B6200 Services & Fees	-	-	-	-
110		A_B6300 Travel	-	-	-	-
111	FC_B35 Restr Expendable Non Op	A_B6400 Supplies	-	-	-	-
112		A_B6450 Utilities	-	-	-	-
113		A_B6500 Repairs & Maintenance	-	-	-	-
114		A_B6550 Rentals & Leases	-	-	-	-
115		A_B6575 Interest Expense	-	-	-	-
116		A_B6600 Claims & Judgements	-	-	-	-
117		A_B6650 Other Expense	-	-	-	-
118		A_B6700 Subcontracts	-	-	-	-
119		A_B6900 Depreciation & Amortization	-	-	-	-
120		A_B7000 Capital Expense	-	-	-	-
121		A_B7200 Discontinued Operations	-	-	-	-
122		A_B7500 Other Non Operating Expenses	-	-	-	-
123		A_B7600 Internal Allocations & Sales	-	-	-	-
124		A_B7700 Funding Tranfers	-	-	-	-
125			Total_Expenses Expenses	-	-	-
126		Statement of Activities Net Result	-	-	-	-


	A	B	C	D	E	F
1						
2	O_31036: Student Media					
3	Board of Trustees Report					
4	O_31036: Student Media					
5			FY18		FY19	
6	Fund Class - Source	Summary Level Natural Accounts	Budget	Actual through March	Budget	Variance FY18 Budget to FY19 Budget
127		A_B4000 Tuition & Educational Fees	-	-	-	-
128		A_B4100 Sales of Goods & Services	-	-	-	-
129		A_B4300 Grants & Contracts	-	-	-	-
130		A_43501 Federal Appropriations	-	-	-	-
131		A_B4400 Other Operating Revenue	-	-	-	-
132		A_B5000 Non Operating Revenues	-	-	-	-
133		A_B5100 Appropriations	-	-	-	-
134		A_B5300 Gifts	-	-	-	-
135		A_B5500 Investment Income	-	-	-	-
136		A_B5600 Other Non Operating Revenues	-	-	-	-
137		Total_Revenue Revenue	-	-	-	-
138		A_B6000 Salaries, Wages & Benefits	-	-	-	-
139		A_B6200 Services & Fees	-	-	-	-
140		A_B6300 Travel	-	-	-	-
141	FC_B40 Restr	A_B6400 Supplies	-	-	-	-
142	Grants	A_B6450 Utilities	-	-	-	-
143		A_B6500 Repairs & Maintenance	-	-	-	-
144		A_B6550 Rentals & Leases	-	-	-	-
145		A_B6575 Interest Expense	-	-	-	-
146		A_B6600 Claims & Judgements	-	-	-	-
147		A_B6650 Other Expense	-	-	-	-
148		A_B6700 Subcontracts	-	-	-	-
149		A_B6900 Depreciation & Amortization	-	-	-	-
150		A_B7000 Capital Expense	-	-	-	-
151		A_B7200 Discontinued Operations	-	-	-	-
152		A_B7500 Other Non Operating Expenses	-	-	-	-
153		A_B7600 Internal Allocations & Sales	-	-	-	-
154		A_B7700 Funding Tranfers	-	-	-	-
155		Total_Expenses Expenses	-	-	-	-
156		Statement of Activities Net Result	-	-	-	-
157		A_B4000 Tuition & Educational Fees	-	-	-	-
158		A_B4100 Sales of Goods & Services	-	-	-	-
159		A_B4300 Grants & Contracts	-	-	-	-
160		A_43501 Federal Appropriations	-	-	-	-
161		A_B4400 Other Operating Revenue	-	-	-	-
162		A_B5000 Non Operating Revenues	-	-	-	-
163		A_B5100 Appropriations	-	-	-	-
164		A_B5300 Gifts	-	-	-	-
165		A_B5500 Investment Income	-	-	-	-
166		A_B5600 Other Non Operating Revenues	-	-	-	-
167		Total_Revenue Revenue	-	-	-	-
168		A_B6000 Salaries, Wages & Benefits	-	-	-	-
169		A_B6200 Services & Fees	-	-	-	-
170		A_B6300 Travel	-	-	-	-
171	FC_B45 Restr	A_B6400 Supplies	-	-	-	-
172	Govt Funds	A_B6450 Utilities	-	-	-	-
173		A_B6500 Repairs & Maintenance	-	-	-	-
174		A_B6550 Rentals & Leases	-	-	-	-
175		A_B6575 Interest Expense	-	-	-	-
176		A_B6600 Claims & Judgements	-	-	-	-
177		A_B6650 Other Expense	-	-	-	-
178		A_B6700 Subcontracts	-	-	-	-
179		A_B6900 Depreciation & Amortization	-	-	-	-
180		A_B7000 Capital Expense	-	-	-	-
181		A_B7200 Discontinued Operations	-	-	-	-
182		A_B7500 Other Non Operating Expenses	-	-	-	-
183		A_B7600 Internal Allocations & Sales	-	-	-	-
184		A_B7700 Funding Tranfers	-	-	-	-
185		Total_Expenses Expenses	-	-	-	-
186		Statement of Activities Net Result	-	-	-	-


	A	B	C	D	E	F	
1							
2	O_31037: Union						
3	Board of Trustees Report						
4	O_31037: Union						
5			FY18		FY19		
6	Fund Class - Source	Summary Level Natural Accounts	Budget	Actual through March	Budget	Variance FY18 Budget to FY19 Budget	
7	FC_105 Unrestricted Operating Class	A_B4000 Tuition & Educational Fees	(2,562,517)	7,293	35,191	2,597,708	
8		A_B4100 Sales of Goods & Services	(264,531)	(3,808)	(100,500)	164,031	
9		A_B4300 Grants & Contracts	-	-	-	-	
10		A_43501 Federal Appropriations	-	-	-	-	
11		A_B4400 Other Operating Revenue	-	(179,295)	(44,000)	(44,000)	
12		A_B5000 Non Operating Revenues	-	-	-	-	
13		A_B5100 Appropriations	-	-	-	-	
14		A_B5300 Gifts	-	-	-	-	
15		A_B5500 Investment Income	-	-	-	-	
16		A_B5600 Other Non Operating Revenues	4,000	-	-	(4,000)	
17			Total_Revenue Revenue	(2,823,048)	(175,811)	(109,309)	2,713,739
18			A_B6000 Salaries, Wages & Benefits	1,436,163	830,436	1,471,149	34,986
19			A_B6200 Services & Fees	449,069	323,352	553,226	104,157
20			A_B6300 Travel	59,600	52,488	67,625	8,025
21			A_B6400 Supplies	226,640	77,377	120,920	(105,720)
22			A_B6450 Utilities	1,600	980	1,600	-
23			A_B6500 Repairs & Maintenance	422,100	4,369	6,850	(415,250)
24			A_B6550 Rentals & Leases	30,565	4,598	22,665	(7,900)
25			A_B6575 Interest Expense	-	-	-	-
26			A_B6600 Claims & Judgements	-	-	-	-
27			A_B6650 Other Expense	70,245	17,734	60,110	(10,135)
28			A_B6700 Subcontracts	-	25,411	-	-
29			A_B6900 Depreciation & Amortization	6,500	-	-	(6,500)
30			A_B7000 Capital Expense	-	-	-	-
31			A_B7200 Discontinued Operations	-	-	-	-
32			A_B7500 Other Non Operating Expenses	-	94	-	-
33			A_B7600 Internal Allocations & Sales	120,573	158,150	200,595	80,022
34			A_B7700 Funding Tranfers	-	-	-	-
35			Total_Expenses Expenses	2,823,055	1,494,990	2,504,740	(318,315)
36			Statement of Activities Net Result	6	1,319,180	2,395,431	2,395,424
37		FC_B20 Designated Op	A_B4000 Tuition & Educational Fees	-	-	-	-
38			A_B4100 Sales of Goods & Services	-	-	-	-
39			A_B4300 Grants & Contracts	-	-	-	-
40			A_43501 Federal Appropriations	-	-	-	-
41			A_B4400 Other Operating Revenue	-	-	-	-
42			A_B5000 Non Operating Revenues	-	-	-	-
43	A_B5100 Appropriations		-	-	-	-	
44	A_B5300 Gifts		-	-	-	-	
45	A_B5500 Investment Income		-	-	-	-	
46	A_B5600 Other Non Operating Revenues		-	-	-	-	
47			Total_Revenue Revenue	-	-	-	-
48			A_B6000 Salaries, Wages & Benefits	-	-	-	-
49			A_B6200 Services & Fees	-	-	-	-
50			A_B6300 Travel	-	-	-	-
51			A_B6400 Supplies	-	-	-	-
52			A_B6450 Utilities	-	-	-	-
53			A_B6500 Repairs & Maintenance	-	-	-	-
54			A_B6550 Rentals & Leases	-	-	-	-
55			A_B6575 Interest Expense	-	-	-	-
56			A_B6600 Claims & Judgements	-	-	-	-
57			A_B6650 Other Expense	-	-	-	-
58			A_B6700 Subcontracts	-	-	-	-
59			A_B6900 Depreciation & Amortization	-	-	-	-
60			A_B7000 Capital Expense	-	-	-	-
61			A_B7200 Discontinued Operations	-	-	-	-
62			A_B7500 Other Non Operating Expenses	-	-	-	-
63			A_B7600 Internal Allocations & Sales	-	-	-	-
64			A_B7700 Funding Tranfers	-	-	-	-
65			Total_Expenses Expenses	-	-	-	-
66			Statement of Activities Net Result	-	-	-	-


	A	B	C	D	E	F
1						
2	O_31037: Union					
3	Board of Trustees Report					
4	O_31037: Union					
5			FY18		FY19	
6	Fund Class - Source	Summary Level Natural Accounts	Budget	Actual through March	Budget	Variance FY18 Budget to FY19 Budget
67		A_B4000 Tuition & Educational Fees	-	-	-	-
68		A_B4100 Sales of Goods & Services	-	-	-	-
69		A_B4300 Grants & Contracts	-	-	-	-
70		A_43501 Federal Appropriations	-	-	-	-
71		A_B4400 Other Operating Revenue	-	-	-	-
72		A_B5000 Non Operating Revenues	-	-	-	-
73		A_B5100 Appropriations	-	-	-	-
74		A_B5300 Gifts	-	-	(20,367)	(20,367)
75		A_B5500 Investment Income	-	-	-	-
76		A_B5600 Other Non Operating Revenues	-	-	-	-
77		Total Revenue Revenue	-	-	(20,367)	(20,367)
78		A_B6000 Salaries, Wages & Benefits	-	-	-	-
79		A_B6200 Services & Fees	-	-	-	-
80		A_B6300 Travel	-	-	-	-
81	FC_B30 Restr Expendable Op	A_B6400 Supplies	-	-	-	-
82		A_B6450 Utilities	-	-	-	-
83		A_B6500 Repairs & Maintenance	-	-	-	-
84		A_B6550 Rentals & Leases	-	-	-	-
85		A_B6575 Interest Expense	-	-	-	-
86		A_B6600 Claims & Judgements	-	-	-	-
87		A_B6650 Other Expense	-	-	-	-
88		A_B6700 Subcontracts	-	-	-	-
89		A_B6900 Depreciation & Amortization	-	-	-	-
90		A_B7000 Capital Expense	-	-	-	-
91		A_B7200 Discontinued Operations	-	-	-	-
92		A_B7500 Other Non Operating Expenses	-	-	-	-
93		A_B7600 Internal Allocations & Sales	-	-	20,367	20,367
94		A_B7700 Funding Tranfers	-	-	-	-
95		Total Expenses Expenses	-	-	20,367	20,367
96		Statement of Activities Net Result	-	-	-	-
97		A_B4000 Tuition & Educational Fees	-	-	-	-
98		A_B4100 Sales of Goods & Services	-	-	-	-
99		A_B4300 Grants & Contracts	-	-	-	-
100		A_43501 Federal Appropriations	-	-	-	-
101		A_B4400 Other Operating Revenue	-	-	-	-
102		A_B5000 Non Operating Revenues	-	-	-	-
103		A_B5100 Appropriations	-	-	-	-
104		A_B5300 Gifts	-	-	-	-
105		A_B5500 Investment Income	-	-	-	-
106		A_B5600 Other Non Operating Revenues	-	-	-	-
107		Total Revenue Revenue	-	-	-	-
108		A_B6000 Salaries, Wages & Benefits	-	-	-	-
109		A_B6200 Services & Fees	-	-	-	-
110		A_B6300 Travel	-	-	-	-
111	FC_B35 Restr Expendable Non Op	A_B6400 Supplies	-	-	-	-
112		A_B6450 Utilities	-	-	-	-
113		A_B6500 Repairs & Maintenance	-	-	-	-
114		A_B6550 Rentals & Leases	-	-	-	-
115		A_B6575 Interest Expense	-	-	-	-
116		A_B6600 Claims & Judgements	-	-	-	-
117		A_B6650 Other Expense	-	-	-	-
118		A_B6700 Subcontracts	-	-	-	-
119		A_B6900 Depreciation & Amortization	-	-	-	-
120		A_B7000 Capital Expense	-	-	-	-
121		A_B7200 Discontinued Operations	-	-	-	-
122		A_B7500 Other Non Operating Expenses	-	-	-	-
123		A_B7600 Internal Allocations & Sales	-	-	-	-
124		A_B7700 Funding Tranfers	-	-	-	-
125		Total Expenses Expenses	-	-	-	-
126		Statement of Activities Net Result	-	-	-	-


	A	B	C	D	E	F
1						
2	O_31037: Union					
3	Board of Trustees Report					
4	O_31037: Union					
5			FY18		FY19	
6	Fund Class - Source	Summary Level Natural Accounts	Budget	Actual through March	Budget	Variance FY18 Budget to FY19 Budget
127		A_B4000 Tuition & Educational Fees	-	-	-	-
128		A_B4100 Sales of Goods & Services	-	-	-	-
129		A_B4300 Grants & Contracts	-	-	-	-
130		A_43501 Federal Appropriations	-	-	-	-
131		A_B4400 Other Operating Revenue	-	-	-	-
132		A_B5000 Non Operating Revenues	-	-	-	-
133		A_B5100 Appropriations	-	-	-	-
134		A_B5300 Gifts	-	-	-	-
135		A_B5500 Investment Income	-	-	-	-
136		A_B5600 Other Non Operating Revenues	-	-	-	-
137		Total_Revenue Revenue	-	-	-	-
138		A_B6000 Salaries, Wages & Benefits	-	-	-	-
139		A_B6200 Services & Fees	-	-	-	-
140		A_B6300 Travel	-	-	-	-
141	FC_B40 Restr	A_B6400 Supplies	-	-	-	-
142	Grants	A_B6450 Utilities	-	-	-	-
143		A_B6500 Repairs & Maintenance	-	-	-	-
144		A_B6550 Rentals & Leases	-	-	-	-
145		A_B6575 Interest Expense	-	-	-	-
146		A_B6600 Claims & Judgements	-	-	-	-
147		A_B6650 Other Expense	-	-	-	-
148		A_B6700 Subcontracts	-	-	-	-
149		A_B6900 Depreciation & Amortization	-	-	-	-
150		A_B7000 Capital Expense	-	-	-	-
151		A_B7200 Discontinued Operations	-	-	-	-
152		A_B7500 Other Non Operating Expenses	-	-	-	-
153		A_B7600 Internal Allocations & Sales	-	-	-	-
154		A_B7700 Funding Tranfers	-	-	-	-
155		Total_Expenses Expenses	-	-	-	-
156		Statement of Activities Net Result	-	-	-	-
157		A_B4000 Tuition & Educational Fees	-	-	-	-
158		A_B4100 Sales of Goods & Services	-	-	-	-
159		A_B4300 Grants & Contracts	-	-	-	-
160		A_43501 Federal Appropriations	-	-	-	-
161		A_B4400 Other Operating Revenue	-	-	-	-
162		A_B5000 Non Operating Revenues	-	-	-	-
163		A_B5100 Appropriations	-	-	-	-
164		A_B5300 Gifts	-	-	-	-
165		A_B5500 Investment Income	-	-	-	-
166		A_B5600 Other Non Operating Revenues	-	-	-	-
167		Total_Revenue Revenue	-	-	-	-
168		A_B6000 Salaries, Wages & Benefits	-	-	-	-
169		A_B6200 Services & Fees	-	-	-	-
170		A_B6300 Travel	-	-	-	-
171	FC_B45 Restr	A_B6400 Supplies	-	-	-	-
172	Govt Funds	A_B6450 Utilities	-	-	-	-
173		A_B6500 Repairs & Maintenance	-	-	-	-
174		A_B6550 Rentals & Leases	-	-	-	-
175		A_B6575 Interest Expense	-	-	-	-
176		A_B6600 Claims & Judgements	-	-	-	-
177		A_B6650 Other Expense	-	-	-	-
178		A_B6700 Subcontracts	-	-	-	-
179		A_B6900 Depreciation & Amortization	-	-	-	-
180		A_B7000 Capital Expense	-	-	-	-
181		A_B7200 Discontinued Operations	-	-	-	-
182		A_B7500 Other Non Operating Expenses	-	-	-	-
183		A_B7600 Internal Allocations & Sales	-	-	-	-
184		A_B7700 Funding Tranfers	-	-	-	-
185		Total_Expenses Expenses	-	-	-	-
186		Statement of Activities Net Result	-	-	-	-


	A	B	C	D	E	F	
1							
2	O_32001: ASUW						
3	Board of Trustees Report						
4	O_32001: ASUW						
5			FY18	FY19			
6	Fund Class - Source	Summary Level Natural Accounts	Budget	Actual through March	Budget	Variance FY18 Budget to FY19 Budget	
7	FC_105 Unrestricted Operating Class	A_B4000 Tuition & Educational Fees	(847,372)	(383,790)	-	847,372	
8		A_B4100 Sales of Goods & Services	(9,000)	-	-	9,000	
9		A_B4300 Grants & Contracts	-	-	-	-	
10		A_43501 Federal Appropriations	-	-	-	-	
11		A_B4400 Other Operating Revenue	-	(1,203)	-	-	
12		A_B5000 Non Operating Revenues	-	-	-	-	
13		A_B5100 Appropriations	-	-	-	-	
14		A_B5300 Gifts	-	-	-	-	
15		A_B5500 Investment Income	-	-	-	-	
16		A_B5600 Other Non Operating Revenues	-	-	-	-	
17			Total_Revenue Revenue	(856,372)	(384,994)	-	856,372
18			A_B6000 Salaries, Wages & Benefits	531,733	350,787	-	(531,733)
19			A_B6200 Services & Fees	284,506	61,384	-	(284,506)
20			A_B6300 Travel	21,042	13,764	-	(21,042)
21			A_B6400 Supplies	55,488	16,298	-	(55,488)
22			A_B6450 Utilities	-	-	-	-
23			A_B6500 Repairs & Maintenance	-	647	-	-
24			A_B6550 Rentals & Leases	-	2,768	-	-
25			A_B6575 Interest Expense	-	-	-	-
26			A_B6600 Claims & Judgements	-	-	-	-
27			A_B6650 Other Expense	17,470	10,673	-	(17,470)
28			A_B6700 Subcontracts	-	-	-	-
29			A_B6900 Depreciation & Amortization	-	-	-	-
30			A_B7000 Capital Expense	-	-	-	-
31			A_B7200 Discontinued Operations	-	-	-	-
32			A_B7500 Other Non Operating Expenses	5,074	(700)	-	(5,074)
33			A_B7600 Internal Allocations & Sales	-	16,070	-	-
34			A_B7700 Funding Tranfers	(58,941)	-	-	58,941
35			Total_Expenses Expenses	856,372	471,690	-	(856,372)
36			Statement of Activities Net Result	-	86,696	-	-
37		FC_B20 Designated Op	A_B4000 Tuition & Educational Fees	-	(429,353)	(853,772)	(853,772)
38			A_B4100 Sales of Goods & Services	-	-	(9,000)	(9,000)
39			A_B4300 Grants & Contracts	-	-	-	-
40			A_43501 Federal Appropriations	-	-	-	-
41			A_B4400 Other Operating Revenue	-	-	-	-
42			A_B5000 Non Operating Revenues	-	-	-	-
43	A_B5100 Appropriations		-	-	-	-	
44	A_B5300 Gifts		-	-	-	-	
45	A_B5500 Investment Income		-	-	-	-	
46	A_B5600 Other Non Operating Revenues		-	-	-	-	
47			Total_Revenue Revenue	-	(429,353)	(862,772)	(862,772)
48			A_B6000 Salaries, Wages & Benefits	-	-	542,293	542,293
49			A_B6200 Services & Fees	-	-	92,715	92,715
50			A_B6300 Travel	-	-	54,342	54,342
51			A_B6400 Supplies	-	-	49,561	49,561
52			A_B6450 Utilities	-	-	-	-
53			A_B6500 Repairs & Maintenance	-	-	1,300	1,300
54			A_B6550 Rentals & Leases	-	-	-	-
55			A_B6575 Interest Expense	-	-	-	-
56			A_B6600 Claims & Judgements	-	-	-	-
57			A_B6650 Other Expense	-	-	47,115	47,115
58			A_B6700 Subcontracts	-	-	-	-
59			A_B6900 Depreciation & Amortization	-	-	-	-
60			A_B7000 Capital Expense	-	-	-	-
61			A_B7200 Discontinued Operations	-	-	-	-
62			A_B7500 Other Non Operating Expenses	-	-	-	-
63			A_B7600 Internal Allocations & Sales	-	-	60,921	60,921
64			A_B7700 Funding Tranfers	-	-	2,632	2,632
65			Total_Expenses Expenses	-	-	850,879	850,879
66			Statement of Activities Net Result	-	(429,353)	(11,893)	(11,893)


	A	B	C	D	E	F
1						
2	O_32001: ASUW					
3	Board of Trustees Report					
4	O_32001: ASUW					
5				FY18	FY19	
6	Fund Class - Source	Summary Level Natural Accounts	Budget	Actual through March	Budget	Variance FY18 Budget to FY19 Budget
67		A_B4000 Tuition & Educational Fees	-	-	-	-
68		A_B4100 Sales of Goods & Services	-	-	-	-
69		A_B4300 Grants & Contracts	-	-	-	-
70		A_43501 Federal Appropriations	-	-	-	-
71		A_B4400 Other Operating Revenue	-	-	-	-
72		A_B5000 Non Operating Revenues	-	-	-	-
73		A_B5100 Appropriations	-	-	-	-
74		A_B5300 Gifts	-	(40,885)	(110,612)	(110,612)
75		A_B5500 Investment Income	-	-	-	-
76		A_B5600 Other Non Operating Revenues	-	-	-	-
77		Total_Revenue Revenue	-	(40,885)	(110,612)	(110,612)
78		A_B6000 Salaries, Wages & Benefits	-	-	-	-
79		A_B6200 Services & Fees	-	13,991	41,800	41,800
80		A_B6300 Travel	-	2,428	12,500	12,500
81	FC_B30 Restr	A_B6400 Supplies	-	28,932	16,212	16,212
82	Expendable Op	A_B6450 Utilities	-	-	-	-
83		A_B6500 Repairs & Maintenance	-	-	-	-
84		A_B6550 Rentals & Leases	-	-	-	-
85		A_B6575 Interest Expense	-	-	-	-
86		A_B6600 Claims & Judgements	-	-	-	-
87		A_B6650 Other Expense	-	1,891	2,600	2,600
88		A_B6700 Subcontracts	-	93	-	-
89		A_B6900 Depreciation & Amortization	-	-	-	-
90		A_B7000 Capital Expense	-	-	-	-
91		A_B7200 Discontinued Operations	-	-	-	-
92		A_B7500 Other Non Operating Expenses	-	-	-	-
93		A_B7600 Internal Allocations & Sales	-	(2,903)	37,500	37,500
94		A_B7700 Funding Tranfers	-	-	-	-
95		Total_Expenses Expenses	-	44,432	110,612	110,612
96		Statement of Activities Net Result	-	3,547	-	-
97		A_B4000 Tuition & Educational Fees	-	-	-	-
98		A_B4100 Sales of Goods & Services	-	-	-	-
99		A_B4300 Grants & Contracts	-	-	-	-
100		A_43501 Federal Appropriations	-	-	-	-
101		A_B4400 Other Operating Revenue	-	-	-	-
102		A_B5000 Non Operating Revenues	-	-	-	-
103		A_B5100 Appropriations	-	-	-	-
104		A_B5300 Gifts	-	-	-	-
105		A_B5500 Investment Income	-	-	-	-
106		A_B5600 Other Non Operating Revenues	-	-	-	-
107		Total_Revenue Revenue	-	-	-	-
108		A_B6000 Salaries, Wages & Benefits	-	-	-	-
109		A_B6200 Services & Fees	-	-	-	-
110		A_B6300 Travel	-	-	-	-
111	FC_B35 Restr	A_B6400 Supplies	-	-	-	-
112	Expendable Non Op	A_B6450 Utilities	-	-	-	-
113		A_B6500 Repairs & Maintenance	-	-	-	-
114		A_B6550 Rentals & Leases	-	-	-	-
115		A_B6575 Interest Expense	-	-	-	-
116		A_B6600 Claims & Judgements	-	-	-	-
117		A_B6650 Other Expense	-	-	-	-
118		A_B6700 Subcontracts	-	-	-	-
119		A_B6900 Depreciation & Amortization	-	-	-	-
120		A_B7000 Capital Expense	-	-	-	-
121		A_B7200 Discontinued Operations	-	-	-	-
122		A_B7500 Other Non Operating Expenses	-	-	-	-
123		A_B7600 Internal Allocations & Sales	-	-	-	-
124		A_B7700 Funding Tranfers	-	-	-	-
125		Total_Expenses Expenses	-	-	-	-
126		Statement of Activities Net Result	-	-	-	-


	A	B	C	D	E	F
1						
2	O_32001: ASUW					
3	Board of Trustees Report					
4	O_32001: ASUW					
5			FY18		FY19	
6	Fund Class - Source	Summary Level Natural Accounts	Budget	Actual through March	Budget	Variance FY18 Budget to FY19 Budget
127		A_B4000 Tuition & Educational Fees	-	-	-	-
128		A_B4100 Sales of Goods & Services	-	-	-	-
129		A_B4300 Grants & Contracts	-	-	(8,199)	(8,199)
130		A_43501 Federal Appropriations	-	-	-	-
131		A_B4400 Other Operating Revenue	-	-	-	-
132		A_B5000 Non Operating Revenues	-	-	-	-
133		A_B5100 Appropriations	-	-	-	-
134		A_B5300 Gifts	-	-	-	-
135		A_B5500 Investment Income	-	-	-	-
136		A_B5600 Other Non Operating Revenues	-	-	-	-
137		Total_Revenue Revenue	-	-	(8,199)	(8,199)
138		A_B6000 Salaries, Wages & Benefits	-	-	-	-
139		A_B6200 Services & Fees	-	-	2,814	2,814
140		A_B6300 Travel	-	-	-	-
141	FC_B40 Restr	A_B6400 Supplies	-	-	4,853	4,853
142	Grants	A_B6450 Utilities	-	-	-	-
143		A_B6500 Repairs & Maintenance	-	-	-	-
144		A_B6550 Rentals & Leases	-	-	-	-
145		A_B6575 Interest Expense	-	-	-	-
146		A_B6600 Claims & Judgements	-	-	-	-
147		A_B6650 Other Expense	-	-	532	532
148		A_B6700 Subcontracts	-	-	-	-
149		A_B6900 Depreciation & Amortization	-	-	-	-
150		A_B7000 Capital Expense	-	-	-	-
151		A_B7200 Discontinued Operations	-	-	-	-
152		A_B7500 Other Non Operating Expenses	-	-	-	-
153		A_B7600 Internal Allocations & Sales	-	-	-	-
154		A_B7700 Funding Tranfers	-	-	-	-
155		Total_Expenses Expenses	-	-	8,199	8,199
156		Statement of Activities Net Result	-	-	0	0
157		A_B4000 Tuition & Educational Fees	-	-	-	-
158		A_B4100 Sales of Goods & Services	-	-	-	-
159		A_B4300 Grants & Contracts	-	-	-	-
160		A_43501 Federal Appropriations	-	-	-	-
161		A_B4400 Other Operating Revenue	-	-	-	-
162		A_B5000 Non Operating Revenues	-	-	-	-
163		A_B5100 Appropriations	-	-	-	-
164		A_B5300 Gifts	-	-	-	-
165		A_B5500 Investment Income	-	-	-	-
166		A_B5600 Other Non Operating Revenues	-	-	-	-
167		Total_Revenue Revenue	-	-	-	-
168		A_B6000 Salaries, Wages & Benefits	-	-	-	-
169		A_B6200 Services & Fees	-	-	-	-
170		A_B6300 Travel	-	-	-	-
171	FC_B45 Restr	A_B6400 Supplies	-	-	-	-
172	Govt Funds	A_B6450 Utilities	-	-	-	-
173		A_B6500 Repairs & Maintenance	-	-	-	-
174		A_B6550 Rentals & Leases	-	-	-	-
175		A_B6575 Interest Expense	-	-	-	-
176		A_B6600 Claims & Judgements	-	-	-	-
177		A_B6650 Other Expense	-	-	-	-
178		A_B6700 Subcontracts	-	-	-	-
179		A_B6900 Depreciation & Amortization	-	-	-	-
180		A_B7000 Capital Expense	-	-	-	-
181		A_B7200 Discontinued Operations	-	-	-	-
182		A_B7500 Other Non Operating Expenses	-	-	-	-
183		A_B7600 Internal Allocations & Sales	-	-	-	-
184		A_B7700 Funding Tranfers	-	-	-	-
185		Total_Expenses Expenses	-	-	-	-
186		Statement of Activities Net Result	-	-	-	-


	A	B	C	D	E	F	
1							
2	O_33001: Residence Life Resident Education						
3	Board of Trustees Report						
4	O_33001: Residence Life Resident Education						
5			FY18		FY19		
6	Fund Class - Source	Summary Level Natural Accounts	Budget	Actual through March	Budget	Variance FY18 Budget to FY19 Budget	
7	FC_105 Unrestricted Operating Class	A_B4000 Tuition & Educational Fees	5,673	6,710	6,710	1,037	
8		A_B4100 Sales of Goods & Services	-	-	-	-	
9		A_B4300 Grants & Contracts	-	-	-	-	
10		A_43501 Federal Appropriations	-	-	-	-	
11		A_B4400 Other Operating Revenue	(12,000)	(11,204)	(12,000)	-	
12		A_B5000 Non Operating Revenues	-	-	-	-	
13		A_B5100 Appropriations	-	-	-	-	
14		A_B5300 Gifts	-	-	-	-	
15		A_B5500 Investment Income	-	-	-	-	
16		A_B5600 Other Non Operating Revenues	-	-	-	-	
17			Total_Revenue Revenue	(6,327)	(4,493)	(5,290)	1,037
18			A_B6000 Salaries, Wages & Benefits	656,282	420,665	634,615	(21,667)
19			A_B6200 Services & Fees	19,200	9,217	9,000	(10,200)
20			A_B6300 Travel	346,200	35,907	45,400	(300,800)
21			A_B6400 Supplies	87,400	40,813	70,300	(17,100)
22			A_B6450 Utilities	-	-	-	-
23			A_B6500 Repairs & Maintenance	-	-	-	-
24			A_B6550 Rentals & Leases	-	1,891	4,500	4,500
25			A_B6575 Interest Expense	-	-	-	-
26			A_B6600 Claims & Judgements	-	-	-	-
27			A_B6650 Other Expense	13,700	20,099	39,100	25,400
28			A_B6700 Subcontracts	-	402	200	200
29			A_B6900 Depreciation & Amortization	-	-	-	-
30			A_B7000 Capital Expense	-	-	-	-
31			A_B7200 Discontinued Operations	-	-	-	-
32			A_B7500 Other Non Operating Expenses	-	-	-	-
33			A_B7600 Internal Allocations & Sales	-	219,473	308,356	308,356
34			A_B7700 Funding Tranfers	-	-	-	-
35			Total_Expenses Expenses	1,122,782	748,467	1,111,471	(11,311)
36			Statement of Activities Net Result	1,116,455	743,974	1,106,181	(10,274)
37		FC_B20 Designated Op	A_B4000 Tuition & Educational Fees	-	-	-	-
38			A_B4100 Sales of Goods & Services	-	-	-	-
39			A_B4300 Grants & Contracts	-	-	-	-
40			A_43501 Federal Appropriations	-	-	-	-
41			A_B4400 Other Operating Revenue	-	-	-	-
42			A_B5000 Non Operating Revenues	-	-	-	-
43	A_B5100 Appropriations		-	-	-	-	
44	A_B5300 Gifts		-	-	-	-	
45	A_B5500 Investment Income		-	-	-	-	
46	A_B5600 Other Non Operating Revenues		-	-	-	-	
47			Total_Revenue Revenue	-	-	-	-
48			A_B6000 Salaries, Wages & Benefits	-	-	-	-
49			A_B6200 Services & Fees	-	1,475	-	-
50			A_B6300 Travel	-	-	-	-
51			A_B6400 Supplies	-	-	-	-
52			A_B6450 Utilities	-	-	-	-
53			A_B6500 Repairs & Maintenance	-	-	-	-
54			A_B6550 Rentals & Leases	-	-	-	-
55			A_B6575 Interest Expense	-	-	-	-
56			A_B6600 Claims & Judgements	-	-	-	-
57			A_B6650 Other Expense	-	-	-	-
58			A_B6700 Subcontracts	-	-	-	-
59			A_B6900 Depreciation & Amortization	-	-	-	-
60			A_B7000 Capital Expense	-	-	-	-
61			A_B7200 Discontinued Operations	-	-	-	-
62			A_B7500 Other Non Operating Expenses	-	-	-	-
63			A_B7600 Internal Allocations & Sales	-	0	-	-
64			A_B7700 Funding Tranfers	-	-	-	-
65			Total_Expenses Expenses	-	1,476	-	-
66			Statement of Activities Net Result	-	1,476	-	-


	A	B	C	D	E	F
1						
2	O_33001: Residence Life Resident Education					
3	Board of Trustees Report					
4	O_33001: Residence Life Resident Education					
5			FY18		FY19	
6	Fund Class - Source	Summary Level Natural Accounts	Budget	Actual through March	Budget	Variance FY18 Budget to FY19 Budget
67		A_B4000 Tuition & Educational Fees	-	-	-	-
68		A_B4100 Sales of Goods & Services	-	-	-	-
69		A_B4300 Grants & Contracts	-	-	-	-
70		A_43501 Federal Appropriations	-	-	-	-
71		A_B4400 Other Operating Revenue	-	-	-	-
72		A_B5000 Non Operating Revenues	-	-	-	-
73		A_B5100 Appropriations	-	-	-	-
74		A_B5300 Gifts	-	-	(109,942)	(109,942)
75		A_B5500 Investment Income	-	-	-	-
76		A_B5600 Other Non Operating Revenues	-	-	-	-
77		Total Revenue Revenue	-	-	(109,942)	(109,942)
78		A_B6000 Salaries, Wages & Benefits	-	-	-	-
79		A_B6200 Services & Fees	-	-	30,000	30,000
80		A_B6300 Travel	-	-	-	-
81	FC_B30 Restr	A_B6400 Supplies	-	-	942	942
82	Expendable Op	A_B6450 Utilities	-	-	-	-
83		A_B6500 Repairs & Maintenance	-	-	-	-
84		A_B6550 Rentals & Leases	-	-	-	-
85		A_B6575 Interest Expense	-	-	-	-
86		A_B6600 Claims & Judgements	-	-	-	-
87		A_B6650 Other Expense	-	-	-	-
88		A_B6700 Subcontracts	-	-	-	-
89		A_B6900 Depreciation & Amortization	-	-	-	-
90		A_B7000 Capital Expense	-	-	-	-
91		A_B7200 Discontinued Operations	-	-	-	-
92		A_B7500 Other Non Operating Expenses	-	-	-	-
93		A_B7600 Internal Allocations & Sales	-	-	79,000	79,000
94		A_B7700 Funding Tranfers	-	-	-	-
95		Total Expenses Expenses	-	-	109,942	109,942
96		Statement of Activities Net Result	-	-	-	-
97		A_B4000 Tuition & Educational Fees	-	-	-	-
98		A_B4100 Sales of Goods & Services	-	-	-	-
99		A_B4300 Grants & Contracts	-	-	-	-
100		A_43501 Federal Appropriations	-	-	-	-
101		A_B4400 Other Operating Revenue	-	-	-	-
102		A_B5000 Non Operating Revenues	-	-	-	-
103		A_B5100 Appropriations	-	-	-	-
104		A_B5300 Gifts	-	-	-	-
105		A_B5500 Investment Income	-	-	-	-
106		A_B5600 Other Non Operating Revenues	-	-	-	-
107		Total Revenue Revenue	-	-	-	-
108		A_B6000 Salaries, Wages & Benefits	-	-	-	-
109		A_B6200 Services & Fees	-	-	-	-
110		A_B6300 Travel	-	-	-	-
111	FC_B35 Restr	A_B6400 Supplies	-	-	-	-
112	Expendable	A_B6450 Utilities	-	-	-	-
113	Non Op	A_B6500 Repairs & Maintenance	-	-	-	-
114		A_B6550 Rentals & Leases	-	-	-	-
115		A_B6575 Interest Expense	-	-	-	-
116		A_B6600 Claims & Judgements	-	-	-	-
117		A_B6650 Other Expense	-	-	-	-
118		A_B6700 Subcontracts	-	-	-	-
119		A_B6900 Depreciation & Amortization	-	-	-	-
120		A_B7000 Capital Expense	-	-	-	-
121		A_B7200 Discontinued Operations	-	-	-	-
122		A_B7500 Other Non Operating Expenses	-	-	-	-
123		A_B7600 Internal Allocations & Sales	-	-	-	-
124		A_B7700 Funding Tranfers	-	-	-	-
125		Total Expenses Expenses	-	-	-	-
126		Statement of Activities Net Result	-	-	-	-


	A	B	C	D	E	F
1						
2	O_33001: Residence Life Resident Education					
3	Board of Trustees Report					
4	O_33001: Residence Life Resident Education					
5			FY18		FY19	
6	Fund Class - Source	Summary Level Natural Accounts	Budget	Actual through March	Budget	Variance FY18 Budget to FY19 Budget
127		A_B4000 Tuition & Educational Fees	-	-	-	-
128		A_B4100 Sales of Goods & Services	-	-	-	-
129		A_B4300 Grants & Contracts	-	-	-	-
130		A_43501 Federal Appropriations	-	-	-	-
131		A_B4400 Other Operating Revenue	-	-	-	-
132		A_B5000 Non Operating Revenues	-	-	-	-
133		A_B5100 Appropriations	-	-	-	-
134		A_B5300 Gifts	-	-	-	-
135		A_B5500 Investment Income	-	-	-	-
136		A_B5600 Other Non Operating Revenues	-	-	-	-
137		Total_Revenue Revenue	-	-	-	-
138		A_B6000 Salaries, Wages & Benefits	-	-	-	-
139		A_B6200 Services & Fees	-	-	-	-
140		A_B6300 Travel	-	-	-	-
141	FC_B40 Restr	A_B6400 Supplies	-	-	-	-
142	Grants	A_B6450 Utilities	-	-	-	-
143		A_B6500 Repairs & Maintenance	-	-	-	-
144		A_B6550 Rentals & Leases	-	-	-	-
145		A_B6575 Interest Expense	-	-	-	-
146		A_B6600 Claims & Judgements	-	-	-	-
147		A_B6650 Other Expense	-	-	-	-
148		A_B6700 Subcontracts	-	-	-	-
149		A_B6900 Depreciation & Amortization	-	-	-	-
150		A_B7000 Capital Expense	-	-	-	-
151		A_B7200 Discontinued Operations	-	-	-	-
152		A_B7500 Other Non Operating Expenses	-	-	-	-
153		A_B7600 Internal Allocations & Sales	-	-	-	-
154		A_B7700 Funding Tranfers	-	-	-	-
155		Total_Expenses Expenses	-	-	-	-
156		Statement of Activities Net Result	-	-	-	-
157		A_B4000 Tuition & Educational Fees	-	-	-	-
158		A_B4100 Sales of Goods & Services	-	-	-	-
159		A_B4300 Grants & Contracts	-	-	-	-
160		A_43501 Federal Appropriations	-	-	-	-
161		A_B4400 Other Operating Revenue	-	-	-	-
162		A_B5000 Non Operating Revenues	-	-	-	-
163		A_B5100 Appropriations	-	-	-	-
164		A_B5300 Gifts	-	-	-	-
165		A_B5500 Investment Income	-	-	-	-
166		A_B5600 Other Non Operating Revenues	-	-	-	-
167		Total_Revenue Revenue	-	-	-	-
168		A_B6000 Salaries, Wages & Benefits	-	-	-	-
169		A_B6200 Services & Fees	-	-	-	-
170		A_B6300 Travel	-	-	-	-
171	FC_B45 Restr	A_B6400 Supplies	-	-	-	-
172	Govt Funds	A_B6450 Utilities	-	-	-	-
173		A_B6500 Repairs & Maintenance	-	-	-	-
174		A_B6550 Rentals & Leases	-	-	-	-
175		A_B6575 Interest Expense	-	-	-	-
176		A_B6600 Claims & Judgements	-	-	-	-
177		A_B6650 Other Expense	-	-	-	-
178		A_B6700 Subcontracts	-	-	-	-
179		A_B6900 Depreciation & Amortization	-	-	-	-
180		A_B7000 Capital Expense	-	-	-	-
181		A_B7200 Discontinued Operations	-	-	-	-
182		A_B7500 Other Non Operating Expenses	-	-	-	-
183		A_B7600 Internal Allocations & Sales	-	-	-	-
184		A_B7700 Funding Tranfers	-	-	-	-
185		Total_Expenses Expenses	-	-	-	-
186		Statement of Activities Net Result	-	-	-	-


	A	B	C	D	E	F	
1							
2	O_33002: Bison Run						
3	Board of Trustees Report						
4	O_33002: Bison Run						
5			FY18		FY19		
6	Fund Class - Source	Summary Level Natural Accounts	Budget	Actual through March	Budget	Variance FY18 Budget to FY19 Budget	
7	FC_105 Unrestricted Operating Class	A_B4000 Tuition & Educational Fees	-	-	-	-	
8		A_B4100 Sales of Goods & Services	-	-	-	-	
9		A_B4300 Grants & Contracts	-	-	-	-	
10		A_43501 Federal Appropriations	-	-	-	-	
11		A_B4400 Other Operating Revenue	-	-	-	-	
12		A_B5000 Non Operating Revenues	-	-	-	-	
13		A_B5100 Appropriations	-	-	-	-	
14		A_B5300 Gifts	-	-	-	-	
15		A_B5500 Investment Income	-	-	-	-	
16		A_B5600 Other Non Operating Revenues	-	-	-	-	
17			Total Revenue Revenue	-	-	-	-
18			A_B6000 Salaries, Wages & Benefits	-	-	-	-
19			A_B6200 Services & Fees	-	-	-	-
20			A_B6300 Travel	-	-	-	-
21			A_B6400 Supplies	-	-	-	-
22			A_B6450 Utilities	-	-	-	-
23			A_B6500 Repairs & Maintenance	-	256	-	-
24			A_B6550 Rentals & Leases	-	-	-	-
25			A_B6575 Interest Expense	-	-	-	-
26			A_B6600 Claims & Judgements	-	-	-	-
27			A_B6650 Other Expense	-	-	-	-
28			A_B6700 Subcontracts	-	-	-	-
29			A_B6900 Depreciation & Amortization	-	-	-	-
30			A_B7000 Capital Expense	-	-	-	-
31			A_B7200 Discontinued Operations	-	-	-	-
32			A_B7500 Other Non Operating Expenses	-	-	-	-
33			A_B7600 Internal Allocations & Sales	-	-	-	-
34			A_B7700 Funding Tranfers	-	-	-	-
35			Total Expenses Expenses	-	256	-	-
36			Statement of Activities Net Result	-	256	-	-
37		FC_B20 Designated Op	A_B4000 Tuition & Educational Fees	-	-	-	-
38			A_B4100 Sales of Goods & Services	-	-	-	-
39			A_B4300 Grants & Contracts	-	-	-	-
40			A_43501 Federal Appropriations	-	-	-	-
41			A_B4400 Other Operating Revenue	-	-	-	-
42			A_B5000 Non Operating Revenues	-	-	-	-
43	A_B5100 Appropriations		-	-	-	-	
44	A_B5300 Gifts		-	-	-	-	
45	A_B5500 Investment Income		-	-	-	-	
46	A_B5600 Other Non Operating Revenues		-	-	-	-	
47			Total Revenue Revenue	-	-	-	-
48			A_B6000 Salaries, Wages & Benefits	-	-	-	-
49			A_B6200 Services & Fees	-	-	-	-
50			A_B6300 Travel	-	-	-	-
51			A_B6400 Supplies	-	-	-	-
52			A_B6450 Utilities	-	-	-	-
53			A_B6500 Repairs & Maintenance	-	-	-	-
54			A_B6550 Rentals & Leases	-	-	-	-
55			A_B6575 Interest Expense	-	-	-	-
56			A_B6600 Claims & Judgements	-	-	-	-
57			A_B6650 Other Expense	-	-	-	-
58			A_B6700 Subcontracts	-	-	-	-
59			A_B6900 Depreciation & Amortization	-	-	-	-
60			A_B7000 Capital Expense	-	-	-	-
61			A_B7200 Discontinued Operations	-	-	-	-
62			A_B7500 Other Non Operating Expenses	-	-	-	-
63			A_B7600 Internal Allocations & Sales	-	-	-	-
64			A_B7700 Funding Tranfers	-	-	-	-
65			Total Expenses Expenses	-	-	-	-
66			Statement of Activities Net Result	-	-	-	-


	A	B	C	D	E	F
1						
2	O_33002: Bison Run					
3	Board of Trustees Report					
4	O_33002: Bison Run					
5			FY18		FY19	
6	Fund Class - Source	Summary Level Natural Accounts	Budget	Actual through March	Budget	Variance FY18 Budget to FY19 Budget
67		A_B4000 Tuition & Educational Fees	-	-	-	-
68		A_B4100 Sales of Goods & Services	-	-	-	-
69		A_B4300 Grants & Contracts	-	-	-	-
70		A_43501 Federal Appropriations	-	-	-	-
71		A_B4400 Other Operating Revenue	-	-	-	-
72		A_B5000 Non Operating Revenues	-	-	-	-
73		A_B5100 Appropriations	-	-	-	-
74		A_B5300 Gifts	-	-	-	-
75		A_B5500 Investment Income	-	-	-	-
76		A_B5600 Other Non Operating Revenues	-	-	-	-
77		Total_Revenue Revenue	-	-	-	-
78		A_B6000 Salaries, Wages & Benefits	-	-	-	-
79		A_B6200 Services & Fees	-	-	-	-
80		A_B6300 Travel	-	-	-	-
81	FC_B30 Restr	A_B6400 Supplies	-	-	-	-
82	Expendable Op	A_B6450 Utilities	-	-	-	-
83		A_B6500 Repairs & Maintenance	-	-	-	-
84		A_B6550 Rentals & Leases	-	-	-	-
85		A_B6575 Interest Expense	-	-	-	-
86		A_B6600 Claims & Judgements	-	-	-	-
87		A_B6650 Other Expense	-	-	-	-
88		A_B6700 Subcontracts	-	-	-	-
89		A_B6900 Depreciation & Amortization	-	-	-	-
90		A_B7000 Capital Expense	-	-	-	-
91		A_B7200 Discontinued Operations	-	-	-	-
92		A_B7500 Other Non Operating Expenses	-	-	-	-
93		A_B7600 Internal Allocations & Sales	-	-	-	-
94		A_B7700 Funding Tranfers	-	-	-	-
95		Total_Expenses Expenses	-	-	-	-
96		Statement of Activities Net Result	-	-	-	-
97		A_B4000 Tuition & Educational Fees	-	-	-	-
98		A_B4100 Sales of Goods & Services	-	-	-	-
99		A_B4300 Grants & Contracts	-	-	-	-
100		A_43501 Federal Appropriations	-	-	-	-
101		A_B4400 Other Operating Revenue	-	-	-	-
102		A_B5000 Non Operating Revenues	-	-	-	-
103		A_B5100 Appropriations	-	-	-	-
104		A_B5300 Gifts	-	-	-	-
105		A_B5500 Investment Income	-	-	-	-
106		A_B5600 Other Non Operating Revenues	-	-	-	-
107		Total_Revenue Revenue	-	-	-	-
108		A_B6000 Salaries, Wages & Benefits	-	-	-	-
109		A_B6200 Services & Fees	-	-	-	-
110		A_B6300 Travel	-	-	-	-
111	FC_B35 Restr	A_B6400 Supplies	-	-	-	-
112	Expendable Non Op	A_B6450 Utilities	-	-	-	-
113		A_B6500 Repairs & Maintenance	-	-	-	-
114		A_B6550 Rentals & Leases	-	-	-	-
115		A_B6575 Interest Expense	-	-	-	-
116		A_B6600 Claims & Judgements	-	-	-	-
117		A_B6650 Other Expense	-	-	-	-
118		A_B6700 Subcontracts	-	-	-	-
119		A_B6900 Depreciation & Amortization	-	-	-	-
120		A_B7000 Capital Expense	-	-	-	-
121		A_B7200 Discontinued Operations	-	-	-	-
122		A_B7500 Other Non Operating Expenses	-	-	-	-
123		A_B7600 Internal Allocations & Sales	-	-	-	-
124		A_B7700 Funding Tranfers	-	-	-	-
125		Total_Expenses Expenses	-	-	-	-
126		Statement of Activities Net Result	-	-	-	-


	A	B	C	D	E	F
1						
2	O_33002: Bison Run					
3	Board of Trustees Report					
4	O_33002: Bison Run					
5			FY18		FY19	
6	Fund Class - Source	Summary Level Natural Accounts	Budget	Actual through March	Budget	Variance FY18 Budget to FY19 Budget
127		A_B4000 Tuition & Educational Fees	-	-	-	-
128		A_B4100 Sales of Goods & Services	-	-	-	-
129		A_B4300 Grants & Contracts	-	-	-	-
130		A_43501 Federal Appropriations	-	-	-	-
131		A_B4400 Other Operating Revenue	-	-	-	-
132		A_B5000 Non Operating Revenues	-	-	-	-
133		A_B5100 Appropriations	-	-	-	-
134		A_B5300 Gifts	-	-	-	-
135		A_B5500 Investment Income	-	-	-	-
136		A_B5600 Other Non Operating Revenues	-	-	-	-
137		Total_Revenue Revenue	-	-	-	-
138		A_B6000 Salaries, Wages & Benefits	-	-	-	-
139		A_B6200 Services & Fees	-	-	-	-
140		A_B6300 Travel	-	-	-	-
141	FC_B40 Restr	A_B6400 Supplies	-	-	-	-
142	Grants	A_B6450 Utilities	-	-	-	-
143		A_B6500 Repairs & Maintenance	-	-	-	-
144		A_B6550 Rentals & Leases	-	-	-	-
145		A_B6575 Interest Expense	-	-	-	-
146		A_B6600 Claims & Judgements	-	-	-	-
147		A_B6650 Other Expense	-	-	-	-
148		A_B6700 Subcontracts	-	-	-	-
149		A_B6900 Depreciation & Amortization	-	-	-	-
150		A_B7000 Capital Expense	-	-	-	-
151		A_B7200 Discontinued Operations	-	-	-	-
152		A_B7500 Other Non Operating Expenses	-	-	-	-
153		A_B7600 Internal Allocations & Sales	-	-	-	-
154		A_B7700 Funding Tranfers	-	-	-	-
155		Total_Expenses Expenses	-	-	-	-
156		Statement of Activities Net Result	-	-	-	-
157		A_B4000 Tuition & Educational Fees	-	-	-	-
158		A_B4100 Sales of Goods & Services	-	-	-	-
159		A_B4300 Grants & Contracts	-	-	-	-
160		A_43501 Federal Appropriations	-	-	-	-
161		A_B4400 Other Operating Revenue	-	-	-	-
162		A_B5000 Non Operating Revenues	-	-	-	-
163		A_B5100 Appropriations	-	-	-	-
164		A_B5300 Gifts	-	-	-	-
165		A_B5500 Investment Income	-	-	-	-
166		A_B5600 Other Non Operating Revenues	-	-	-	-
167		Total_Revenue Revenue	-	-	-	-
168		A_B6000 Salaries, Wages & Benefits	-	-	-	-
169		A_B6200 Services & Fees	-	-	-	-
170		A_B6300 Travel	-	-	-	-
171	FC_B45 Restr	A_B6400 Supplies	-	-	-	-
172	Govt Funds	A_B6450 Utilities	-	-	-	-
173		A_B6500 Repairs & Maintenance	-	-	-	-
174		A_B6550 Rentals & Leases	-	-	-	-
175		A_B6575 Interest Expense	-	-	-	-
176		A_B6600 Claims & Judgements	-	-	-	-
177		A_B6650 Other Expense	-	-	-	-
178		A_B6700 Subcontracts	-	-	-	-
179		A_B6900 Depreciation & Amortization	-	-	-	-
180		A_B7000 Capital Expense	-	-	-	-
181		A_B7200 Discontinued Operations	-	-	-	-
182		A_B7500 Other Non Operating Expenses	-	-	-	-
183		A_B7600 Internal Allocations & Sales	-	-	-	-
184		A_B7700 Funding Tranfers	-	-	-	-
185		Total_Expenses Expenses	-	-	-	-
186		Statement of Activities Net Result	-	-	-	-


	A	B	C	D	E	F	
1							
2	O_33003: Residence Life Administration						
3	Board of Trustees Report						
4	O_33003: Residence Life Administration						
5			FY18		FY19		
6	Fund Class - Source	Summary Level Natural Accounts	Budget	Actual through March	Budget	Variance FY18 Budget to FY19 Budget	
7	FC_105 Unrestricted Operating Class	A_B4000 Tuition & Educational Fees	-	-	-	-	
8		A_B4100 Sales of Goods & Services	(10,422,265)	(9,635,437)	(10,313,131)	109,134	
9		A_B4300 Grants & Contracts	-	-	-	-	
10		A_43501 Federal Appropriations	-	-	-	-	
11		A_B4400 Other Operating Revenue	(75,000)	(46,228)	(130,000)	(55,000)	
12		A_B5000 Non Operating Revenues	-	-	-	-	
13		A_B5100 Appropriations	-	-	-	-	
14		A_B5300 Gifts	-	-	-	-	
15		A_B5500 Investment Income	(2,900)	-	-	2,900	
16		A_B5600 Other Non Operating Revenues	43,000	(60)	-	(43,000)	
17			Total_Revenue Revenue	(10,457,165)	(9,681,725)	(10,443,131)	14,034
18			A_B6000 Salaries, Wages & Benefits	2,099,869	493,468	664,049	(1,435,820)
19			A_B6200 Services & Fees	619,505	14,745	45,000	(574,505)
20			A_B6300 Travel	53,100	5,078	15,000	(38,100)
21			A_B6400 Supplies	320,930	8,558	54,800	(266,130)
22			A_B6450 Utilities	1,646,130	72	500	(1,645,630)
23			A_B6500 Repairs & Maintenance	778,700	2,096	3,150	(775,550)
24			A_B6550 Rentals & Leases	65,604	-	-	(65,604)
25			A_B6575 Interest Expense	-	-	-	-
26			A_B6600 Claims & Judgements	-	-	-	-
27			A_B6650 Other Expense	16,700	15,940	19,900	3,200
28			A_B6700 Subcontracts	-	100	200	200
29			A_B6900 Depreciation & Amortization	55,500	-	-	(55,500)
30			A_B7000 Capital Expense	-	-	-	-
31			A_B7200 Discontinued Operations	-	-	-	-
32			A_B7500 Other Non Operating Expenses	1,753,535	-	-	(1,753,535)
33			A_B7600 Internal Allocations & Sales	881,747	455,999	617,231	(264,516)
34			A_B7700 Funding Tranfers	1,049,391	1,049,391	1,392,795	343,404
35			Total_Expenses Expenses	9,340,710	2,045,446	2,812,625	(6,528,085)
36			Statement of Activities Net Result	(1,116,455)	(7,636,279)	(7,630,506)	(6,514,051)
37		FC_B20 Designated Op	A_B4000 Tuition & Educational Fees	-	-	-	-
38			A_B4100 Sales of Goods & Services	-	-	-	-
39			A_B4300 Grants & Contracts	-	-	-	-
40			A_43501 Federal Appropriations	-	-	-	-
41			A_B4400 Other Operating Revenue	-	-	-	-
42			A_B5000 Non Operating Revenues	-	-	-	-
43	A_B5100 Appropriations		-	-	-	-	
44	A_B5300 Gifts		-	-	-	-	
45	A_B5500 Investment Income		-	-	-	-	
46	A_B5600 Other Non Operating Revenues		-	-	-	-	
47			Total_Revenue Revenue	-	-	-	-
48			A_B6000 Salaries, Wages & Benefits	-	375	-	-
49			A_B6200 Services & Fees	-	-	-	-
50			A_B6300 Travel	-	-	-	-
51			A_B6400 Supplies	-	-	-	-
52			A_B6450 Utilities	-	-	-	-
53			A_B6500 Repairs & Maintenance	-	-	-	-
54			A_B6550 Rentals & Leases	-	-	-	-
55			A_B6575 Interest Expense	-	-	-	-
56			A_B6600 Claims & Judgements	-	-	-	-
57			A_B6650 Other Expense	-	-	-	-
58			A_B6700 Subcontracts	-	-	-	-
59			A_B6900 Depreciation & Amortization	-	-	-	-
60			A_B7000 Capital Expense	-	-	-	-
61			A_B7200 Discontinued Operations	-	-	-	-
62			A_B7500 Other Non Operating Expenses	-	-	-	-
63			A_B7600 Internal Allocations & Sales	-	-	-	-
64			A_B7700 Funding Tranfers	-	-	-	-
65			Total_Expenses Expenses	-	375	-	-
66			Statement of Activities Net Result	-	375	-	-


	A	B	C	D	E	F
1						
2	O_33003: Residence Life Administration					
3	Board of Trustees Report					
4	O_33003: Residence Life Administration					
5				FY18	FY19	
6	Fund Class - Source	Summary Level Natural Accounts	Budget	Actual through March	Budget	Variance FY18 Budget to FY19 Budget
67		A_B4000 Tuition & Educational Fees	-	3,942	-	-
68		A_B4100 Sales of Goods & Services	-	-	-	-
69		A_B4300 Grants & Contracts	-	-	-	-
70		A_43501 Federal Appropriations	-	-	-	-
71		A_B4400 Other Operating Revenue	-	-	-	-
72		A_B5000 Non Operating Revenues	-	-	-	-
73		A_B5100 Appropriations	-	-	-	-
74		A_B5300 Gifts	-	(32,910)	(69,295)	(69,295)
75		A_B5500 Investment Income	-	-	-	-
76		A_B5600 Other Non Operating Revenues	-	-	-	-
77		Total_Revenue Revenue	-	(28,968)	(69,295)	(69,295)
78		A_B6000 Salaries, Wages & Benefits	-	18,607	36,555	36,555
79		A_B6200 Services & Fees	-	-	-	-
80		A_B6300 Travel	-	2,533	7,457	7,457
81	FC_B30 Restr Expendable Op	A_B6400 Supplies	-	1,024	17,500	17,500
82		A_B6450 Utilities	-	48	-	-
83		A_B6500 Repairs & Maintenance	-	295	7,000	7,000
84		A_B6550 Rentals & Leases	-	-	-	-
85		A_B6575 Interest Expense	-	-	-	-
86		A_B6600 Claims & Judgements	-	-	-	-
87		A_B6650 Other Expense	-	100	783	783
88		A_B6700 Subcontracts	-	-	-	-
89		A_B6900 Depreciation & Amortization	-	-	-	-
90		A_B7000 Capital Expense	-	-	-	-
91		A_B7200 Discontinued Operations	-	-	-	-
92		A_B7500 Other Non Operating Expenses	-	-	-	-
93		A_B7600 Internal Allocations & Sales	-	1,073	-	-
94		A_B7700 Funding Tranfers	-	-	-	-
95			Total_Expenses Expenses	-	23,680	69,295
96		Statement of Activities Net Result	-	(5,289)	-	-
97		A_B4000 Tuition & Educational Fees	-	-	-	-
98		A_B4100 Sales of Goods & Services	-	-	-	-
99		A_B4300 Grants & Contracts	-	-	-	-
100		A_43501 Federal Appropriations	-	-	-	-
101		A_B4400 Other Operating Revenue	-	-	-	-
102		A_B5000 Non Operating Revenues	-	-	-	-
103		A_B5100 Appropriations	-	-	-	-
104		A_B5300 Gifts	-	-	-	-
105		A_B5500 Investment Income	-	-	-	-
106		A_B5600 Other Non Operating Revenues	-	-	-	-
107		Total_Revenue Revenue	-	-	-	-
108		A_B6000 Salaries, Wages & Benefits	-	-	-	-
109		A_B6200 Services & Fees	-	-	-	-
110		A_B6300 Travel	-	-	-	-
111	FC_B35 Restr Expendable Non Op	A_B6400 Supplies	-	-	-	-
112		A_B6450 Utilities	-	-	-	-
113		A_B6500 Repairs & Maintenance	-	-	-	-
114		A_B6550 Rentals & Leases	-	-	-	-
115		A_B6575 Interest Expense	-	-	-	-
116		A_B6600 Claims & Judgements	-	-	-	-
117		A_B6650 Other Expense	-	-	-	-
118		A_B6700 Subcontracts	-	-	-	-
119		A_B6900 Depreciation & Amortization	-	-	-	-
120		A_B7000 Capital Expense	-	-	-	-
121		A_B7200 Discontinued Operations	-	-	-	-
122		A_B7500 Other Non Operating Expenses	-	-	-	-
123		A_B7600 Internal Allocations & Sales	-	-	-	-
124		A_B7700 Funding Tranfers	-	-	-	-
125			Total_Expenses Expenses	-	-	-
126		Statement of Activities Net Result	-	-	-	-

	A	B	C	D	E	F
1						
2	O_33003: Residence Life Administration					
3	Board of Trustees Report					
4	O_33003: Residence Life Administration					
5			FY18		FY19	
6	Fund Class - Source	Summary Level Natural Accounts	Budget	Actual through March	Budget	Variance FY18 Budget to FY19 Budget
127		A_B4000 Tuition & Educational Fees	-	-	-	-
128		A_B4100 Sales of Goods & Services	-	-	-	-
129		A_B4300 Grants & Contracts	-	-	-	-
130		A_43501 Federal Appropriations	-	-	-	-
131		A_B4400 Other Operating Revenue	-	-	-	-
132		A_B5000 Non Operating Revenues	-	-	-	-
133		A_B5100 Appropriations	-	-	-	-
134		A_B5300 Gifts	-	-	-	-
135		A_B5500 Investment Income	-	-	-	-
136		A_B5600 Other Non Operating Revenues	-	-	-	-
137		Total_Revenue Revenue	-	-	-	-
138		A_B6000 Salaries, Wages & Benefits	-	-	-	-
139		A_B6200 Services & Fees	-	-	-	-
140		A_B6300 Travel	-	-	-	-
141	FC_B40 Restr	A_B6400 Supplies	-	-	-	-
142	Grants	A_B6450 Utilities	-	-	-	-
143		A_B6500 Repairs & Maintenance	-	-	-	-
144		A_B6550 Rentals & Leases	-	-	-	-
145		A_B6575 Interest Expense	-	-	-	-
146		A_B6600 Claims & Judgements	-	-	-	-
147		A_B6650 Other Expense	-	-	-	-
148		A_B6700 Subcontracts	-	-	-	-
149		A_B6900 Depreciation & Amortization	-	-	-	-
150		A_B7000 Capital Expense	-	-	-	-
151		A_B7200 Discontinued Operations	-	-	-	-
152		A_B7500 Other Non Operating Expenses	-	-	-	-
153		A_B7600 Internal Allocations & Sales	-	-	-	-
154		A_B7700 Funding Tranfers	-	-	-	-
155		Total_Expenses Expenses	-	-	-	-
156		Statement of Activities Net Result	-	-	-	-
157		A_B4000 Tuition & Educational Fees	-	-	-	-
158		A_B4100 Sales of Goods & Services	-	-	-	-
159		A_B4300 Grants & Contracts	-	-	-	-
160		A_43501 Federal Appropriations	-	-	-	-
161		A_B4400 Other Operating Revenue	-	-	-	-
162		A_B5000 Non Operating Revenues	-	-	-	-
163		A_B5100 Appropriations	-	-	-	-
164		A_B5300 Gifts	-	-	-	-
165		A_B5500 Investment Income	-	-	-	-
166		A_B5600 Other Non Operating Revenues	-	-	-	-
167		Total_Revenue Revenue	-	-	-	-
168		A_B6000 Salaries, Wages & Benefits	-	-	-	-
169		A_B6200 Services & Fees	-	-	-	-
170		A_B6300 Travel	-	-	-	-
171	FC_B45 Restr	A_B6400 Supplies	-	-	-	-
172	Govt Funds	A_B6450 Utilities	-	-	-	-
173		A_B6500 Repairs & Maintenance	-	-	-	-
174		A_B6550 Rentals & Leases	-	-	-	-
175		A_B6575 Interest Expense	-	-	-	-
176		A_B6600 Claims & Judgements	-	-	-	-
177		A_B6650 Other Expense	-	-	-	-
178		A_B6700 Subcontracts	-	-	-	-
179		A_B6900 Depreciation & Amortization	-	-	-	-
180		A_B7000 Capital Expense	-	-	-	-
181		A_B7200 Discontinued Operations	-	-	-	-
182		A_B7500 Other Non Operating Expenses	-	-	-	-
183		A_B7600 Internal Allocations & Sales	-	-	-	-
184		A_B7700 Funding Tranfers	-	-	-	-
185		Total_Expenses Expenses	-	-	-	-
186		Statement of Activities Net Result	-	-	-	-


	A	B	C	D	E	F	
1							
2	O_33004: Residence Life Operations						
3	Board of Trustees Report						
4	O_33004: Residence Life Operations						
5				FY18	FY19		
6	Fund Class - Source	Summary Level Natural Accounts	Budget	Actual through March	Budget	Variance FY18 Budget to FY19 Budget	
7	FC_105 Unrestricted Operating Class	A_B4000 Tuition & Educational Fees	-	-	-	-	
8		A_B4100 Sales of Goods & Services	-	-	-	-	
9		A_B4300 Grants & Contracts	-	-	-	-	
10		A_43501 Federal Appropriations	-	-	-	-	
11		A_B4400 Other Operating Revenue	-	(1,306)	-	-	
12		A_B5000 Non Operating Revenues	-	-	-	-	
13		A_B5100 Appropriations	-	-	-	-	
14		A_B5300 Gifts	-	-	-	-	
15		A_B5500 Investment Income	-	-	-	-	
16		A_B5600 Other Non Operating Revenues	-	-	-	-	
17			Total Revenue Revenue	-	(1,306)	-	-
18			A_B6000 Salaries, Wages & Benefits	-	958,142	1,555,849	1,555,849
19			A_B6200 Services & Fees	-	83,648	55,000	55,000
20			A_B6300 Travel	-	1,317	2,000	2,000
21			A_B6400 Supplies	-	56,372	234,250	234,250
22			A_B6450 Utilities	-	158,942	225,000	225,000
23			A_B6500 Repairs & Maintenance	-	45,831	50,000	50,000
24			A_B6550 Rentals & Leases	-	749	-	-
25			A_B6575 Interest Expense	-	-	-	-
26			A_B6600 Claims & Judgements	-	-	-	-
27			A_B6650 Other Expense	-	46,366	55,000	55,000
28			A_B6700 Subcontracts	-	-	-	-
29			A_B6900 Depreciation & Amortization	-	1,090	55,500	55,500
30			A_B7000 Capital Expense	-	107,963	-	-
31			A_B7200 Discontinued Operations	-	-	-	-
32			A_B7500 Other Non Operating Expenses	-	-	-	-
33			A_B7600 Internal Allocations & Sales	-	1,759,302	2,459,415	2,459,415
34			A_B7700 Funding Tranfers	-	-	1,753,535	1,753,535
35			Total Expenses Expenses	-	3,219,722	6,445,549	6,445,549
36			Statement of Activities Net Result	-	3,218,416	6,445,549	6,445,549
37		FC_B20 Designated Op	A_B4000 Tuition & Educational Fees	-	-	-	-
38			A_B4100 Sales of Goods & Services	-	-	-	-
39			A_B4300 Grants & Contracts	-	-	-	-
40			A_43501 Federal Appropriations	-	-	-	-
41			A_B4400 Other Operating Revenue	-	-	-	-
42			A_B5000 Non Operating Revenues	-	-	-	-
43	A_B5100 Appropriations		-	-	-	-	
44	A_B5300 Gifts		-	-	-	-	
45	A_B5500 Investment Income		-	-	-	-	
46	A_B5600 Other Non Operating Revenues		-	-	-	-	
47			Total Revenue Revenue	-	-	-	-
48			A_B6000 Salaries, Wages & Benefits	-	1,567	-	-
49			A_B6200 Services & Fees	-	-	-	-
50			A_B6300 Travel	-	-	-	-
51			A_B6400 Supplies	-	21	-	-
52			A_B6450 Utilities	-	-	-	-
53			A_B6500 Repairs & Maintenance	-	-	-	-
54			A_B6550 Rentals & Leases	-	-	-	-
55			A_B6575 Interest Expense	-	-	-	-
56			A_B6600 Claims & Judgements	-	-	-	-
57			A_B6650 Other Expense	-	300	-	-
58			A_B6700 Subcontracts	-	-	-	-
59			A_B6900 Depreciation & Amortization	-	-	-	-
60			A_B7000 Capital Expense	-	-	-	-
61			A_B7200 Discontinued Operations	-	-	-	-
62			A_B7500 Other Non Operating Expenses	-	-	-	-
63			A_B7600 Internal Allocations & Sales	-	585	-	-
64			A_B7700 Funding Tranfers	-	-	-	-
65			Total Expenses Expenses	-	2,473	-	-
66			Statement of Activities Net Result	-	2,473	-	-


	A	B	C	D	E	F
1						
2	O_33004: Residence Life Operations					
3	Board of Trustees Report					
4	O_33004: Residence Life Operations					
5			FY18		FY19	
6	Fund Class - Source	Summary Level Natural Accounts	Budget	Actual through March	Budget	Variance FY18 Budget to FY19 Budget
67		A_B4000 Tuition & Educational Fees	-	-	-	-
68		A_B4100 Sales of Goods & Services	-	-	-	-
69		A_B4300 Grants & Contracts	-	-	-	-
70		A_43501 Federal Appropriations	-	-	-	-
71		A_B4400 Other Operating Revenue	-	-	-	-
72		A_B5000 Non Operating Revenues	-	-	-	-
73		A_B5100 Appropriations	-	-	-	-
74		A_B5300 Gifts	-	-	-	-
75		A_B5500 Investment Income	-	-	-	-
76		A_B5600 Other Non Operating Revenues	-	-	-	-
77		Total_Revenue Revenue	-	-	-	-
78		A_B6000 Salaries, Wages & Benefits	-	-	-	-
79		A_B6200 Services & Fees	-	-	-	-
80		A_B6300 Travel	-	-	-	-
81	FC_B30 Restr	A_B6400 Supplies	-	-	-	-
82	Expendable Op	A_B6450 Utilities	-	-	-	-
83		A_B6500 Repairs & Maintenance	-	-	-	-
84		A_B6550 Rentals & Leases	-	-	-	-
85		A_B6575 Interest Expense	-	-	-	-
86		A_B6600 Claims & Judgements	-	-	-	-
87		A_B6650 Other Expense	-	-	-	-
88		A_B6700 Subcontracts	-	-	-	-
89		A_B6900 Depreciation & Amortization	-	-	-	-
90		A_B7000 Capital Expense	-	-	-	-
91		A_B7200 Discontinued Operations	-	-	-	-
92		A_B7500 Other Non Operating Expenses	-	-	-	-
93		A_B7600 Internal Allocations & Sales	-	-	-	-
94		A_B7700 Funding Tranfers	-	-	-	-
95		Total_Expenses Expenses	-	-	-	-
96		Statement of Activities Net Result	-	-	-	-
97		A_B4000 Tuition & Educational Fees	-	-	-	-
98		A_B4100 Sales of Goods & Services	-	-	-	-
99		A_B4300 Grants & Contracts	-	-	-	-
100		A_43501 Federal Appropriations	-	-	-	-
101		A_B4400 Other Operating Revenue	-	-	-	-
102		A_B5000 Non Operating Revenues	-	-	-	-
103		A_B5100 Appropriations	-	-	-	-
104		A_B5300 Gifts	-	-	-	-
105		A_B5500 Investment Income	-	-	-	-
106		A_B5600 Other Non Operating Revenues	-	-	-	-
107		Total_Revenue Revenue	-	-	-	-
108		A_B6000 Salaries, Wages & Benefits	-	-	-	-
109		A_B6200 Services & Fees	-	-	-	-
110		A_B6300 Travel	-	-	-	-
111	FC_B35 Restr	A_B6400 Supplies	-	-	-	-
112	Expendable	A_B6450 Utilities	-	-	-	-
113	Non Op	A_B6500 Repairs & Maintenance	-	-	-	-
114		A_B6550 Rentals & Leases	-	-	-	-
115		A_B6575 Interest Expense	-	-	-	-
116		A_B6600 Claims & Judgements	-	-	-	-
117		A_B6650 Other Expense	-	-	-	-
118		A_B6700 Subcontracts	-	-	-	-
119		A_B6900 Depreciation & Amortization	-	-	-	-
120		A_B7000 Capital Expense	-	-	-	-
121		A_B7200 Discontinued Operations	-	-	-	-
122		A_B7500 Other Non Operating Expenses	-	-	-	-
123		A_B7600 Internal Allocations & Sales	-	-	-	-
124		A_B7700 Funding Tranfers	-	-	-	-
125		Total_Expenses Expenses	-	-	-	-
126		Statement of Activities Net Result	-	-	-	-

	A	B	C	D	E	F
1						
2	O_33004: Residence Life Operations					
3	Board of Trustees Report					
4	O_33004: Residence Life Operations					
5			FY18		FY19	
6	Fund Class - Source	Summary Level Natural Accounts	Budget	Actual through March	Budget	Variance FY18 Budget to FY19 Budget
127		A_B4000 Tuition & Educational Fees	-	-	-	-
128		A_B4100 Sales of Goods & Services	-	-	-	-
129		A_B4300 Grants & Contracts	-	(6,120)	(3,850)	(3,850)
130		A_43501 Federal Appropriations	-	-	-	-
131		A_B4400 Other Operating Revenue	-	-	-	-
132		A_B5000 Non Operating Revenues	-	-	-	-
133		A_B5100 Appropriations	-	-	-	-
134		A_B5300 Gifts	-	-	-	-
135		A_B5500 Investment Income	-	-	-	-
136		A_B5600 Other Non Operating Revenues	-	(422)	184	184
137		Total Revenue Revenue	-	(6,542)	(3,666)	(3,666)
138		A_B6000 Salaries, Wages & Benefits	-	5,652	369	369
139		A_B6200 Services & Fees	-	-	-	-
140		A_B6300 Travel	-	110	1,600	1,600
141	FC_B40 Restr	A_B6400 Supplies	-	532	2,448	2,448
142	Grants	A_B6450 Utilities	-	-	-	-
143		A_B6500 Repairs & Maintenance	-	1,151	-	-
144		A_B6550 Rentals & Leases	-	900	-	-
145		A_B6575 Interest Expense	-	-	-	-
146		A_B6600 Claims & Judgements	-	-	-	-
147		A_B6650 Other Expense	-	507	-	-
148		A_B6700 Subcontracts	-	-	-	-
149		A_B6900 Depreciation & Amortization	-	-	-	-
150		A_B7000 Capital Expense	-	-	-	-
151		A_B7200 Discontinued Operations	-	-	-	-
152		A_B7500 Other Non Operating Expenses	-	-	-	-
153		A_B7600 Internal Allocations & Sales	-	-	-	-
154		A_B7700 Funding Tranfers	-	-	-	-
155		Total Expenses Expenses	-	8,852	4,416	4,416
156		Statement of Activities Net Result	-	2,311	750	750
157		A_B4000 Tuition & Educational Fees	-	-	-	-
158		A_B4100 Sales of Goods & Services	-	-	-	-
159		A_B4300 Grants & Contracts	-	-	-	-
160		A_43501 Federal Appropriations	-	-	-	-
161		A_B4400 Other Operating Revenue	-	-	-	-
162		A_B5000 Non Operating Revenues	-	-	-	-
163		A_B5100 Appropriations	-	-	-	-
164		A_B5300 Gifts	-	-	-	-
165		A_B5500 Investment Income	-	-	-	-
166		A_B5600 Other Non Operating Revenues	-	-	-	-
167		Total Revenue Revenue	-	-	-	-
168		A_B6000 Salaries, Wages & Benefits	-	-	-	-
169		A_B6200 Services & Fees	-	-	-	-
170		A_B6300 Travel	-	-	-	-
171	FC_B45 Restr	A_B6400 Supplies	-	-	-	-
172	Govt Funds	A_B6450 Utilities	-	-	-	-
173		A_B6500 Repairs & Maintenance	-	-	-	-
174		A_B6550 Rentals & Leases	-	-	-	-
175		A_B6575 Interest Expense	-	-	-	-
176		A_B6600 Claims & Judgements	-	-	-	-
177		A_B6650 Other Expense	-	-	-	-
178		A_B6700 Subcontracts	-	-	-	-
179		A_B6900 Depreciation & Amortization	-	-	-	-
180		A_B7000 Capital Expense	-	-	-	-
181		A_B7200 Discontinued Operations	-	-	-	-
182		A_B7500 Other Non Operating Expenses	-	-	-	-
183		A_B7600 Internal Allocations & Sales	-	-	-	-
184		A_B7700 Funding Tranfers	-	-	-	-
185		Total Expenses Expenses	-	-	-	-
186		Statement of Activities Net Result	-	-	-	-


	A	B	C	D	E	F	
1							
2	O_33011: Dining						
3	Board of Trustees Report						
4	O_33011: Dining						
5			FY18		FY19		
6	Fund Class - Source	Summary Level Natural Accounts	Budget	Actual through March	Budget	Variance FY18 Budget to FY19 Budget	
7	FC_105 Unrestricted Operating Class	A_B4000 Tuition & Educational Fees	-	-	-	-	
8		A_B4100 Sales of Goods & Services	(13,321,979)	(11,825,164)	(8,457,963)	4,864,016	
9		A_B4300 Grants & Contracts	-	-	-	-	
10		A_43501 Federal Appropriations	-	-	-	-	
11		A_B4400 Other Operating Revenue	1,550	(39,606)	-	(1,550)	
12		A_B5000 Non Operating Revenues	-	-	-	-	
13		A_B5100 Appropriations	-	-	-	-	
14		A_B5300 Gifts	-	-	-	-	
15		A_B5500 Investment Income	-	-	-	-	
16		A_B5600 Other Non Operating Revenues	127,193	-	-	(127,193)	
17		Total_Revenue Revenue	(13,193,236)	(11,864,770)	(8,457,963)	4,735,273	
18		A_B6000 Salaries, Wages & Benefits	4,898,810	3,486,735	4,957,297	58,487	
19		A_B6200 Services & Fees	311,149	154,065	341,360	30,211	
20		A_B6300 Travel	84,500	8,169	15,200	(69,300)	
21		A_B6400 Supplies	3,702,655	3,969,408	503,900	(3,198,755)	
22		A_B6450 Utilities	417,000	270	-	(417,000)	
23		A_B6500 Repairs & Maintenance	425,745	46,159	42,091	(383,654)	
24		A_B6550 Rentals & Leases	500	5,474	5,200	4,700	
25		A_B6575 Interest Expense	-	-	-	-	
26		A_B6600 Claims & Judgements	-	-	-	-	
27		A_B6650 Other Expense	48,015	129,596	159,033	111,019	
28		A_B6700 Subcontracts	-	-	-	-	
29		A_B6900 Depreciation & Amortization	39,402	-	30,250	(9,152)	
30		A_B7000 Capital Expense	-	625	-	-	
31		A_B7200 Discontinued Operations	-	-	-	-	
32		A_B7500 Other Non Operating Expenses	904,827	-	-	(904,827)	
33		A_B7600 Internal Allocations & Sales	107,255	(529,605)	(501,634)	(608,889)	
34		A_B7700 Funding Tranfers	2,253,379	2,032,017	2,794,256	540,877	
35		Total_Expenses Expenses	13,193,236	9,302,912	8,346,953	(4,846,283)	
36		Statement of Activities Net Result	0	(2,561,858)	(111,011)	(111,011)	
37		FC_B20 Designated Op	A_B4000 Tuition & Educational Fees	-	-	-	-
38			A_B4100 Sales of Goods & Services	-	-	-	-
39			A_B4300 Grants & Contracts	-	-	-	-
40			A_43501 Federal Appropriations	-	-	-	-
41			A_B4400 Other Operating Revenue	-	-	-	-
42			A_B5000 Non Operating Revenues	-	-	-	-
43	A_B5100 Appropriations		-	-	-	-	
44	A_B5300 Gifts		-	-	-	-	
45	A_B5500 Investment Income		-	-	-	-	
46	A_B5600 Other Non Operating Revenues		-	-	-	-	
47	Total_Revenue Revenue		-	-	-	-	
48	A_B6000 Salaries, Wages & Benefits		-	-	-	-	
49	A_B6200 Services & Fees		-	-	-	-	
50	A_B6300 Travel		-	-	-	-	
51	A_B6400 Supplies		-	-	-	-	
52	A_B6450 Utilities		-	-	-	-	
53	A_B6500 Repairs & Maintenance		-	-	-	-	
54	A_B6550 Rentals & Leases		-	-	-	-	
55	A_B6575 Interest Expense		-	-	-	-	
56	A_B6600 Claims & Judgements		-	-	-	-	
57	A_B6650 Other Expense		-	-	-	-	
58	A_B6700 Subcontracts		-	-	-	-	
59	A_B6900 Depreciation & Amortization		-	-	-	-	
60	A_B7000 Capital Expense		-	-	-	-	
61	A_B7200 Discontinued Operations		-	-	-	-	
62	A_B7500 Other Non Operating Expenses		-	-	-	-	
63	A_B7600 Internal Allocations & Sales		-	-	-	-	
64	A_B7700 Funding Tranfers		-	-	-	-	
65	Total_Expenses Expenses		-	-	-	-	
66	Statement of Activities Net Result		-	-	-	-	


	A	B	C	D	E	F
1						
2	O_33011: Dining					
3	Board of Trustees Report					
4	O_33011: Dining					
5			FY18		FY19	
6	Fund Class - Source	Summary Level Natural Accounts	Budget	Actual through March	Budget	Variance FY18 Budget to FY19 Budget
67		A_B4000 Tuition & Educational Fees	-	-	-	-
68		A_B4100 Sales of Goods & Services	-	-	-	-
69		A_B4300 Grants & Contracts	-	-	-	-
70		A_43501 Federal Appropriations	-	-	-	-
71		A_B4400 Other Operating Revenue	-	-	-	-
72		A_B5000 Non Operating Revenues	-	-	-	-
73		A_B5100 Appropriations	-	-	-	-
74		A_B5300 Gifts	-	-	(17,007)	(17,007)
75		A_B5500 Investment Income	-	-	-	-
76		A_B5600 Other Non Operating Revenues	-	-	-	-
77		Total Revenue Revenue	-	-	(17,007)	(17,007)
78		A_B6000 Salaries, Wages & Benefits	-	-	-	-
79		A_B6200 Services & Fees	-	-	-	-
80		A_B6300 Travel	-	-	-	-
81	FC_B30 Restr Expendable Op	A_B6400 Supplies	-	-	-	-
82		A_B6450 Utilities	-	-	-	-
83		A_B6500 Repairs & Maintenance	-	-	-	-
84		A_B6550 Rentals & Leases	-	-	-	-
85		A_B6575 Interest Expense	-	-	-	-
86		A_B6600 Claims & Judgements	-	-	-	-
87		A_B6650 Other Expense	-	-	-	-
88		A_B6700 Subcontracts	-	545	-	-
89		A_B6900 Depreciation & Amortization	-	-	-	-
90		A_B7000 Capital Expense	-	-	-	-
91		A_B7200 Discontinued Operations	-	-	-	-
92		A_B7500 Other Non Operating Expenses	-	-	-	-
93		A_B7600 Internal Allocations & Sales	-	-	17,007	17,007
94		A_B7700 Funding Tranfers	-	-	-	-
95		Total Expenses Expenses	-	545	17,007	17,007
96			Statement of Activities Net Result	-	545	-
97		A_B4000 Tuition & Educational Fees	-	-	-	-
98		A_B4100 Sales of Goods & Services	-	-	-	-
99		A_B4300 Grants & Contracts	-	-	-	-
100		A_43501 Federal Appropriations	-	-	-	-
101		A_B4400 Other Operating Revenue	-	-	-	-
102		A_B5000 Non Operating Revenues	-	-	-	-
103		A_B5100 Appropriations	-	-	-	-
104		A_B5300 Gifts	-	-	-	-
105		A_B5500 Investment Income	-	-	-	-
106		A_B5600 Other Non Operating Revenues	-	-	-	-
107		Total Revenue Revenue	-	-	-	-
108		A_B6000 Salaries, Wages & Benefits	-	-	-	-
109		A_B6200 Services & Fees	-	-	-	-
110		A_B6300 Travel	-	-	-	-
111	FC_B35 Restr Expendable Non Op	A_B6400 Supplies	-	-	-	-
112		A_B6450 Utilities	-	-	-	-
113		A_B6500 Repairs & Maintenance	-	-	-	-
114		A_B6550 Rentals & Leases	-	-	-	-
115		A_B6575 Interest Expense	-	-	-	-
116		A_B6600 Claims & Judgements	-	-	-	-
117		A_B6650 Other Expense	-	-	-	-
118		A_B6700 Subcontracts	-	-	-	-
119		A_B6900 Depreciation & Amortization	-	-	-	-
120		A_B7000 Capital Expense	-	-	-	-
121		A_B7200 Discontinued Operations	-	-	-	-
122		A_B7500 Other Non Operating Expenses	-	-	-	-
123		A_B7600 Internal Allocations & Sales	-	-	-	-
124		A_B7700 Funding Tranfers	-	-	-	-
125		Total Expenses Expenses	-	-	-	-
126			Statement of Activities Net Result	-	-	-

	A	B	C	D	E	F
1						
2	O_33011: Dining					
3	Board of Trustees Report					
4	O_33011: Dining					
5				FY18	FY19	
6	Fund Class - Source	Summary Level Natural Accounts	Budget	Actual through March	Budget	Variance FY18 Budget to FY19 Budget
127		A_B4000 Tuition & Educational Fees	-	-	6,341	6,341
128		A_B4100 Sales of Goods & Services	-	-	-	-
129		A_B4300 Grants & Contracts	-	(385,044)	(284,967)	(284,967)
130		A_43501 Federal Appropriations	-	-	-	-
131		A_B4400 Other Operating Revenue	-	-	-	-
132		A_B5000 Non Operating Revenues	-	-	-	-
133		A_B5100 Appropriations	-	-	-	-
134		A_B5300 Gifts	-	-	-	-
135		A_B5500 Investment Income	-	-	-	-
136		A_B5600 Other Non Operating Revenues	-	(12,406)	46,046	46,046
137		Total_Revenue Revenue	-	(397,450)	(232,581)	(232,581)
138		A_B6000 Salaries, Wages & Benefits	-	192,018	(14,148)	(14,148)
139		A_B6200 Services & Fees	-	808	20,562	20,562
140		A_B6300 Travel	-	17,923	21,463	21,463
141	FC_B40 Restr	A_B6400 Supplies	-	8,498	52,939	52,939
142	Grants	A_B6450 Utilities	-	1,114	-	-
143		A_B6500 Repairs & Maintenance	-	4,165	-	-
144		A_B6550 Rentals & Leases	-	16,812	30,279	30,279
145		A_B6575 Interest Expense	-	-	-	-
146		A_B6600 Claims & Judgements	-	-	-	-
147		A_B6650 Other Expense	-	32,959	-	-
148		A_B6700 Subcontracts	-	2,986	76,217	76,217
149		A_B6900 Depreciation & Amortization	-	-	-	-
150		A_B7000 Capital Expense	-	261	-	-
151		A_B7200 Discontinued Operations	-	-	-	-
152		A_B7500 Other Non Operating Expenses	-	-	(8,493)	(8,493)
153		A_B7600 Internal Allocations & Sales	-	-	-	-
154		A_B7700 Funding Tranfers	-	-	-	-
155		Total_Expenses Expenses	-	277,545	178,819	178,819
156		Statement of Activities Net Result	-	(119,905)	(53,761)	(53,761)
157		A_B4000 Tuition & Educational Fees	-	-	-	-
158		A_B4100 Sales of Goods & Services	-	-	-	-
159		A_B4300 Grants & Contracts	-	-	-	-
160		A_43501 Federal Appropriations	-	-	-	-
161		A_B4400 Other Operating Revenue	-	-	-	-
162		A_B5000 Non Operating Revenues	-	-	-	-
163		A_B5100 Appropriations	-	-	-	-
164		A_B5300 Gifts	-	-	-	-
165		A_B5500 Investment Income	-	-	-	-
166		A_B5600 Other Non Operating Revenues	-	-	-	-
167		Total_Revenue Revenue	-	-	-	-
168		A_B6000 Salaries, Wages & Benefits	-	-	-	-
169		A_B6200 Services & Fees	-	-	-	-
170		A_B6300 Travel	-	-	-	-
171	FC_B45 Restr	A_B6400 Supplies	-	-	-	-
172	Govt Funds	A_B6450 Utilities	-	-	-	-
173		A_B6500 Repairs & Maintenance	-	-	-	-
174		A_B6550 Rentals & Leases	-	-	-	-
175		A_B6575 Interest Expense	-	-	-	-
176		A_B6600 Claims & Judgements	-	-	-	-
177		A_B6650 Other Expense	-	-	-	-
178		A_B6700 Subcontracts	-	-	-	-
179		A_B6900 Depreciation & Amortization	-	-	-	-
180		A_B7000 Capital Expense	-	-	-	-
181		A_B7200 Discontinued Operations	-	-	-	-
182		A_B7500 Other Non Operating Expenses	-	-	-	-
183		A_B7600 Internal Allocations & Sales	-	-	-	-
184		A_B7700 Funding Tranfers	-	-	-	-
185		Total_Expenses Expenses	-	-	-	-
186		Statement of Activities Net Result	-	-	-	-

	A	B	C	D	E	F	
1							
2	O_B4000: Information Technology Division						
3	Board of Trustees Report						
4	O_B4000: Information Technology Division						
5			FY18		FY19		
6	Fund Class - Source	Summary Level Natural Accounts	Budget	Actual through March	Budget	Variance FY18 Budget to FY19 Budget	
7	FC_105 Unrestricted Operating Class	A_B4000 Tuition & Educational Fees	-	-	-	-	
8		A_B4100 Sales of Goods & Services	(857,100)	(46,359)	-	857,100	
9		A_B4300 Grants & Contracts	(250,000)	-	-	250,000	
10		A_43501 Federal Appropriations	-	-	-	-	
11		A_B4400 Other Operating Revenue	-	(152,273)	(202,950)	(202,950)	
12		A_B5000 Non Operating Revenues	-	-	-	-	
13		A_B5100 Appropriations	-	-	-	-	
14		A_B5300 Gifts	-	-	-	-	
15		A_B5500 Investment Income	-	-	-	-	
16		A_B5600 Other Non Operating Revenues	-	-	-	-	
17			Total_Revenue Revenue	(1,107,100)	(198,632)	(202,950)	904,150
18			A_B6000 Salaries, Wages & Benefits	11,109,702	7,734,223	11,146,285	36,583
19			A_B6200 Services & Fees	4,303,469	151,606	385,970	(3,917,499)
20			A_B6300 Travel	100,500	32,365	98,850	(1,650)
21			A_B6400 Supplies	2,244,082	2,214,939	3,423,275	1,179,193
22			A_B6450 Utilities	752,800	513,288	698,899	(53,901)
23			A_B6500 Repairs & Maintenance	231,350	871,155	1,508,226	1,276,876
24			A_B6550 Rentals & Leases	4,300	948	500	(3,800)
25			A_B6575 Interest Expense	-	-	-	-
26			A_B6600 Claims & Judgements	-	-	-	-
27			A_B6650 Other Expense	106,742	771,317	1,063,145	956,403
28			A_B6700 Subcontracts	-	-	-	-
29			A_B6900 Depreciation & Amortization	-	-	-	-
30			A_B7000 Capital Expense	-	-	-	-
31			A_B7200 Discontinued Operations	-	-	-	-
32			A_B7500 Other Non Operating Expenses	-	-	-	-
33			A_B7600 Internal Allocations & Sales	(3,247,159)	(2,341,231)	(2,782,744)	464,415
34			A_B7700 Funding Tranfers	577,063	-	(400,000)	(977,063)
35			Total_Expenses Expenses	16,182,850	9,948,610	15,142,406	(1,040,444)
36			Statement of Activities Net Result	15,075,750	9,749,978	14,939,456	(136,294)
37		FC_B20 Designated Op	A_B4000 Tuition & Educational Fees	(428,000)	-	(428,764)	(764)
38			A_B4100 Sales of Goods & Services	-	-	-	-
39			A_B4300 Grants & Contracts	-	-	-	-
40			A_43501 Federal Appropriations	-	-	-	-
41			A_B4400 Other Operating Revenue	-	-	-	-
42			A_B5000 Non Operating Revenues	-	-	-	-
43	A_B5100 Appropriations		-	-	-	-	
44	A_B5300 Gifts		-	-	-	-	
45	A_B5500 Investment Income		-	-	-	-	
46	A_B5600 Other Non Operating Revenues		-	-	-	-	
47			Total_Revenue Revenue	(428,000)	-	(428,764)	(764)
48			A_B6000 Salaries, Wages & Benefits	96,257	29,599	39,536	(56,720)
49			A_B6200 Services & Fees	4,000	-	-	(4,000)
50			A_B6300 Travel	-	-	-	-
51			A_B6400 Supplies	327,743	175,290	316,650	(11,093)
52			A_B6450 Utilities	-	-	-	-
53			A_B6500 Repairs & Maintenance	-	1,582	-	-
54			A_B6550 Rentals & Leases	-	-	-	-
55			A_B6575 Interest Expense	-	-	-	-
56			A_B6600 Claims & Judgements	-	-	-	-
57			A_B6650 Other Expense	-	8,563	10,250	10,250
58			A_B6700 Subcontracts	-	-	-	-
59			A_B6900 Depreciation & Amortization	-	-	-	-
60			A_B7000 Capital Expense	-	-	-	-
61			A_B7200 Discontinued Operations	-	-	-	-
62			A_B7500 Other Non Operating Expenses	-	-	-	-
63			A_B7600 Internal Allocations & Sales	(280,980)	54,435	61,100	342,080
64			A_B7700 Funding Tranfers	-	(428,000)	-	-
65			Total_Expenses Expenses	147,020	(158,531)	427,536	280,516
66			Statement of Activities Net Result	(280,980)	(158,531)	(1,228)	279,752


	A	B	C	D	E	F
1						
2	O_B4000: Information Technology Division					
3	Board of Trustees Report					
4	O_B4000: Information Technology Division					
5			FY18		FY19	
6	Fund Class - Source	Summary Level Natural Accounts	Budget	Actual through March	Budget	Variance FY18 Budget to FY19 Budget
67		A_B4000 Tuition & Educational Fees	-	-	-	-
68		A_B4100 Sales of Goods & Services	-	-	-	-
69		A_B4300 Grants & Contracts	-	-	-	-
70		A_43501 Federal Appropriations	-	-	-	-
71		A_B4400 Other Operating Revenue	-	-	-	-
72		A_B5000 Non Operating Revenues	-	-	-	-
73		A_B5100 Appropriations	-	-	-	-
74		A_B5300 Gifts	-	-	-	-
75		A_B5500 Investment Income	-	-	-	-
76		A_B5600 Other Non Operating Revenues	-	-	-	-
77		Total Revenue Revenue	-	-	-	-
78		A_B6000 Salaries, Wages & Benefits	-	-	-	-
79		A_B6200 Services & Fees	-	-	-	-
80		A_B6300 Travel	-	-	-	-
81	FC_B30 Restr	A_B6400 Supplies	-	-	-	-
82	Expendable Op	A_B6450 Utilities	-	-	-	-
83		A_B6500 Repairs & Maintenance	-	-	-	-
84		A_B6550 Rentals & Leases	-	-	-	-
85		A_B6575 Interest Expense	-	-	-	-
86		A_B6600 Claims & Judgements	-	-	-	-
87		A_B6650 Other Expense	-	-	-	-
88		A_B6700 Subcontracts	-	-	-	-
89		A_B6900 Depreciation & Amortization	-	-	-	-
90		A_B7000 Capital Expense	-	-	-	-
91		A_B7200 Discontinued Operations	-	-	-	-
92		A_B7500 Other Non Operating Expenses	-	-	-	-
93		A_B7600 Internal Allocations & Sales	-	-	-	-
94		A_B7700 Funding Tranfers	-	-	-	-
95		Total Expenses Expenses	-	-	-	-
96		Statement of Activities Net Result	-	-	-	-
97		A_B4000 Tuition & Educational Fees	-	-	-	-
98		A_B4100 Sales of Goods & Services	-	-	-	-
99		A_B4300 Grants & Contracts	-	-	-	-
100		A_43501 Federal Appropriations	-	-	-	-
101		A_B4400 Other Operating Revenue	-	-	-	-
102		A_B5000 Non Operating Revenues	-	-	-	-
103		A_B5100 Appropriations	-	-	-	-
104		A_B5300 Gifts	-	-	-	-
105		A_B5500 Investment Income	-	-	-	-
106		A_B5600 Other Non Operating Revenues	-	-	-	-
107		Total Revenue Revenue	-	-	-	-
108		A_B6000 Salaries, Wages & Benefits	-	-	-	-
109		A_B6200 Services & Fees	-	-	-	-
110		A_B6300 Travel	-	-	-	-
111	FC_B35 Restr	A_B6400 Supplies	-	-	-	-
112	Expendable	A_B6450 Utilities	-	-	-	-
113	Non Op	A_B6500 Repairs & Maintenance	-	-	-	-
114		A_B6550 Rentals & Leases	-	-	-	-
115		A_B6575 Interest Expense	-	-	-	-
116		A_B6600 Claims & Judgements	-	-	-	-
117		A_B6650 Other Expense	-	-	-	-
118		A_B6700 Subcontracts	-	-	-	-
119		A_B6900 Depreciation & Amortization	-	-	-	-
120		A_B7000 Capital Expense	-	-	-	-
121		A_B7200 Discontinued Operations	-	-	-	-
122		A_B7500 Other Non Operating Expenses	-	-	-	-
123		A_B7600 Internal Allocations & Sales	-	-	-	-
124		A_B7700 Funding Tranfers	-	-	-	-
125		Total Expenses Expenses	-	-	-	-
126		Statement of Activities Net Result	-	-	-	-

	A	B	C	D	E	F
1						
2	O_B4000: Information Technology Division					
3	Board of Trustees Report					
4	O_B4000: Information Technology Division					
5			FY18		FY19	
6	Fund Class - Source	Summary Level Natural Accounts	Budget	Actual through March	Budget	Variance FY18 Budget to FY19 Budget
127		A_B4000 Tuition & Educational Fees	-	-	490	490
128		A_B4100 Sales of Goods & Services	-	-	-	-
129		A_B4300 Grants & Contracts	-	-	(24,502)	(24,502)
130		A_43501 Federal Appropriations	-	-	-	-
131		A_B4400 Other Operating Revenue	-	-	-	-
132		A_B5000 Non Operating Revenues	-	-	-	-
133		A_B5100 Appropriations	-	-	-	-
134		A_B5300 Gifts	-	-	-	-
135		A_B5500 Investment Income	-	-	-	-
136		A_B5600 Other Non Operating Revenues	-	-	3,675	3,675
137		Total_Revenue Revenue	-	-	(20,337)	(20,337)
138		A_B6000 Salaries, Wages & Benefits	-	-	13,476	13,476
139		A_B6200 Services & Fees	-	-	1,715	1,715
140		A_B6300 Travel	-	-	980	980
141	FC_B40 Restr	A_B6400 Supplies	-	-	2,450	2,450
142	Grants	A_B6450 Utilities	-	-	-	-
143		A_B6500 Repairs & Maintenance	-	-	-	-
144		A_B6550 Rentals & Leases	-	-	1,715	1,715
145		A_B6575 Interest Expense	-	-	-	-
146		A_B6600 Claims & Judgements	-	-	-	-
147		A_B6650 Other Expense	-	-	-	-
148		A_B6700 Subcontracts	-	-	-	-
149		A_B6900 Depreciation & Amortization	-	-	-	-
150		A_B7000 Capital Expense	-	-	-	-
151		A_B7200 Discontinued Operations	-	-	-	-
152		A_B7500 Other Non Operating Expenses	-	-	-	-
153		A_B7600 Internal Allocations & Sales	-	-	-	-
154		A_B7700 Funding Tranfers	-	-	-	-
155		Total_Expenses Expenses	-	-	20,337	20,337
156		Statement of Activities Net Result	-	-	-	-
157		A_B4000 Tuition & Educational Fees	-	-	-	-
158		A_B4100 Sales of Goods & Services	-	-	-	-
159		A_B4300 Grants & Contracts	-	-	-	-
160		A_43501 Federal Appropriations	-	-	-	-
161		A_B4400 Other Operating Revenue	-	-	-	-
162		A_B5000 Non Operating Revenues	-	-	-	-
163		A_B5100 Appropriations	-	-	-	-
164		A_B5300 Gifts	-	-	-	-
165		A_B5500 Investment Income	-	-	-	-
166		A_B5600 Other Non Operating Revenues	-	-	-	-
167		Total_Revenue Revenue	-	-	-	-
168		A_B6000 Salaries, Wages & Benefits	-	-	-	-
169		A_B6200 Services & Fees	-	-	-	-
170		A_B6300 Travel	-	-	-	-
171	FC_B45 Restr	A_B6400 Supplies	-	-	-	-
172	Govt Funds	A_B6450 Utilities	-	-	-	-
173		A_B6500 Repairs & Maintenance	-	-	-	-
174		A_B6550 Rentals & Leases	-	-	-	-
175		A_B6575 Interest Expense	-	-	-	-
176		A_B6600 Claims & Judgements	-	-	-	-
177		A_B6650 Other Expense	-	-	-	-
178		A_B6700 Subcontracts	-	-	-	-
179		A_B6900 Depreciation & Amortization	-	-	-	-
180		A_B7000 Capital Expense	-	-	-	-
181		A_B7200 Discontinued Operations	-	-	-	-
182		A_B7500 Other Non Operating Expenses	-	-	-	-
183		A_B7600 Internal Allocations & Sales	-	-	-	-
184		A_B7700 Funding Tranfers	-	-	-	-
185		Total_Expenses Expenses	-	-	-	-
186		Statement of Activities Net Result	-	-	-	-


	A	B	C	D	E	F	
1							
2	O_40001: Office of the CIO						
3	Board of Trustees Report						
4	O_40001: Office of the CIO						
5			FY18		FY19		
6	Fund Class - Source	Summary Level Natural Accounts	Budget	Actual through March	Budget	Variance FY18 Budget to FY19 Budget	
7	FC_105 Unrestricted Operating Class	A_B4000 Tuition & Educational Fees	-	-	-	-	
8		A_B4100 Sales of Goods & Services	-	-	-	-	
9		A_B4300 Grants & Contracts	-	-	-	-	
10		A_43501 Federal Appropriations	-	-	-	-	
11		A_B4400 Other Operating Revenue	-	-	-	-	
12		A_B5000 Non Operating Revenues	-	-	-	-	
13		A_B5100 Appropriations	-	-	-	-	
14		A_B5300 Gifts	-	-	-	-	
15		A_B5500 Investment Income	-	-	-	-	
16		A_B5600 Other Non Operating Revenues	-	-	-	-	
17			Total_Revenue Revenue	-	-	-	-
18			A_B6000 Salaries, Wages & Benefits	1,273,163	755,608	1,167,546	(105,616)
19			A_B6200 Services & Fees	57,700	82	78,500	20,800
20			A_B6300 Travel	15,500	3,756	21,205	5,705
21			A_B6400 Supplies	158,200	21,042	313,782	155,582
22			A_B6450 Utilities	2,800	-	-	(2,800)
23			A_B6500 Repairs & Maintenance	101,100	112,953	15,500	(85,600)
24			A_B6550 Rentals & Leases	4,300	-	-	(4,300)
25			A_B6575 Interest Expense	-	-	-	-
26			A_B6600 Claims & Judgements	-	-	-	-
27			A_B6650 Other Expense	8,000	3,523	53,387	45,387
28			A_B6700 Subcontracts	-	-	-	-
29			A_B6900 Depreciation & Amortization	-	-	-	-
30			A_B7000 Capital Expense	-	-	-	-
31			A_B7200 Discontinued Operations	-	-	-	-
32			A_B7500 Other Non Operating Expenses	-	-	-	-
33			A_B7600 Internal Allocations & Sales	(15,000)	8,730	92,410	107,410
34			A_B7700 Funding Tranfers	502,000	-	-	(502,000)
35			Total_Expenses Expenses	2,107,763	905,693	1,742,330	(365,432)
36			Statement of Activities Net Result	2,107,763	905,693	1,742,330	(365,432)
37		FC_B20 Designated Op	A_B4000 Tuition & Educational Fees	-	-	-	-
38			A_B4100 Sales of Goods & Services	-	-	-	-
39			A_B4300 Grants & Contracts	-	-	-	-
40			A_43501 Federal Appropriations	-	-	-	-
41			A_B4400 Other Operating Revenue	-	-	-	-
42			A_B5000 Non Operating Revenues	-	-	-	-
43	A_B5100 Appropriations		-	-	-	-	
44	A_B5300 Gifts		-	-	-	-	
45	A_B5500 Investment Income		-	-	-	-	
46	A_B5600 Other Non Operating Revenues		-	-	-	-	
47			Total_Revenue Revenue	-	-	-	-
48			A_B6000 Salaries, Wages & Benefits	-	-	-	-
49			A_B6200 Services & Fees	-	-	-	-
50			A_B6300 Travel	-	-	-	-
51			A_B6400 Supplies	-	-	-	-
52			A_B6450 Utilities	-	-	-	-
53			A_B6500 Repairs & Maintenance	-	-	-	-
54			A_B6550 Rentals & Leases	-	-	-	-
55			A_B6575 Interest Expense	-	-	-	-
56			A_B6600 Claims & Judgements	-	-	-	-
57			A_B6650 Other Expense	-	-	-	-
58			A_B6700 Subcontracts	-	-	-	-
59			A_B6900 Depreciation & Amortization	-	-	-	-
60			A_B7000 Capital Expense	-	-	-	-
61			A_B7200 Discontinued Operations	-	-	-	-
62			A_B7500 Other Non Operating Expenses	-	-	-	-
63			A_B7600 Internal Allocations & Sales	(280,980)	-	-	280,980
64			A_B7700 Funding Tranfers	-	-	-	-
65			Total_Expenses Expenses	(280,980)	-	-	280,980
66			Statement of Activities Net Result	(280,980)	-	-	280,980


	A	B	C	D	E	F
1						
2	O_40001: Office of the CIO					
3	Board of Trustees Report					
4	O_40001: Office of the CIO					
5			FY18		FY19	
6	Fund Class - Source	Summary Level Natural Accounts	Budget	Actual through March	Budget	Variance FY18 Budget to FY19 Budget
67		A_B4000 Tuition & Educational Fees	-	-	-	-
68		A_B4100 Sales of Goods & Services	-	-	-	-
69		A_B4300 Grants & Contracts	-	-	-	-
70		A_43501 Federal Appropriations	-	-	-	-
71		A_B4400 Other Operating Revenue	-	-	-	-
72		A_B5000 Non Operating Revenues	-	-	-	-
73		A_B5100 Appropriations	-	-	-	-
74		A_B5300 Gifts	-	-	-	-
75		A_B5500 Investment Income	-	-	-	-
76		A_B5600 Other Non Operating Revenues	-	-	-	-
77		Total_Revenue Revenue	-	-	-	-
78		A_B6000 Salaries, Wages & Benefits	-	-	-	-
79		A_B6200 Services & Fees	-	-	-	-
80		A_B6300 Travel	-	-	-	-
81	FC_B30 Restr	A_B6400 Supplies	-	-	-	-
82	Expendable Op	A_B6450 Utilities	-	-	-	-
83		A_B6500 Repairs & Maintenance	-	-	-	-
84		A_B6550 Rentals & Leases	-	-	-	-
85		A_B6575 Interest Expense	-	-	-	-
86		A_B6600 Claims & Judgements	-	-	-	-
87		A_B6650 Other Expense	-	-	-	-
88		A_B6700 Subcontracts	-	-	-	-
89		A_B6900 Depreciation & Amortization	-	-	-	-
90		A_B7000 Capital Expense	-	-	-	-
91		A_B7200 Discontinued Operations	-	-	-	-
92		A_B7500 Other Non Operating Expenses	-	-	-	-
93		A_B7600 Internal Allocations & Sales	-	-	-	-
94		A_B7700 Funding Tranfers	-	-	-	-
95		Total_Expenses Expenses	-	-	-	-
96		Statement of Activities Net Result	-	-	-	-
97		A_B4000 Tuition & Educational Fees	-	-	-	-
98		A_B4100 Sales of Goods & Services	-	-	-	-
99		A_B4300 Grants & Contracts	-	-	-	-
100		A_43501 Federal Appropriations	-	-	-	-
101		A_B4400 Other Operating Revenue	-	-	-	-
102		A_B5000 Non Operating Revenues	-	-	-	-
103		A_B5100 Appropriations	-	-	-	-
104		A_B5300 Gifts	-	-	-	-
105		A_B5500 Investment Income	-	-	-	-
106		A_B5600 Other Non Operating Revenues	-	-	-	-
107		Total_Revenue Revenue	-	-	-	-
108		A_B6000 Salaries, Wages & Benefits	-	-	-	-
109		A_B6200 Services & Fees	-	-	-	-
110		A_B6300 Travel	-	-	-	-
111	FC_B35 Restr	A_B6400 Supplies	-	-	-	-
112	Expendable	A_B6450 Utilities	-	-	-	-
113	Non Op	A_B6500 Repairs & Maintenance	-	-	-	-
114		A_B6550 Rentals & Leases	-	-	-	-
115		A_B6575 Interest Expense	-	-	-	-
116		A_B6600 Claims & Judgements	-	-	-	-
117		A_B6650 Other Expense	-	-	-	-
118		A_B6700 Subcontracts	-	-	-	-
119		A_B6900 Depreciation & Amortization	-	-	-	-
120		A_B7000 Capital Expense	-	-	-	-
121		A_B7200 Discontinued Operations	-	-	-	-
122		A_B7500 Other Non Operating Expenses	-	-	-	-
123		A_B7600 Internal Allocations & Sales	-	-	-	-
124		A_B7700 Funding Tranfers	-	-	-	-
125		Total_Expenses Expenses	-	-	-	-
126		Statement of Activities Net Result	-	-	-	-

	A	B	C	D	E	F
1						
2	O_40001: Office of the CIO					
3	Board of Trustees Report					
4	O_40001: Office of the CIO					
5			FY18		FY19	
6	Fund Class - Source	Summary Level Natural Accounts	Budget	Actual through March	Budget	Variance FY18 Budget to FY19 Budget
127		A_B4000 Tuition & Educational Fees	-	-	-	-
128		A_B4100 Sales of Goods & Services	-	-	-	-
129		A_B4300 Grants & Contracts	-	-	-	-
130		A_43501 Federal Appropriations	-	-	-	-
131		A_B4400 Other Operating Revenue	-	-	-	-
132		A_B5000 Non Operating Revenues	-	-	-	-
133		A_B5100 Appropriations	-	-	-	-
134		A_B5300 Gifts	-	-	-	-
135		A_B5500 Investment Income	-	-	-	-
136		A_B5600 Other Non Operating Revenues	-	-	-	-
137		Total_Revenue Revenue	-	-	-	-
138		A_B6000 Salaries, Wages & Benefits	-	-	-	-
139		A_B6200 Services & Fees	-	-	-	-
140		A_B6300 Travel	-	-	-	-
141	FC_B40 Restr	A_B6400 Supplies	-	-	-	-
142	Grants	A_B6450 Utilities	-	-	-	-
143		A_B6500 Repairs & Maintenance	-	-	-	-
144		A_B6550 Rentals & Leases	-	-	-	-
145		A_B6575 Interest Expense	-	-	-	-
146		A_B6600 Claims & Judgements	-	-	-	-
147		A_B6650 Other Expense	-	-	-	-
148		A_B6700 Subcontracts	-	-	-	-
149		A_B6900 Depreciation & Amortization	-	-	-	-
150		A_B7000 Capital Expense	-	-	-	-
151		A_B7200 Discontinued Operations	-	-	-	-
152		A_B7500 Other Non Operating Expenses	-	-	-	-
153		A_B7600 Internal Allocations & Sales	-	-	-	-
154		A_B7700 Funding Tranfers	-	-	-	-
155		Total_Expenses Expenses	-	-	-	-
156		Statement of Activities Net Result	-	-	-	-
157		A_B4000 Tuition & Educational Fees	-	-	-	-
158		A_B4100 Sales of Goods & Services	-	-	-	-
159		A_B4300 Grants & Contracts	-	-	-	-
160		A_43501 Federal Appropriations	-	-	-	-
161		A_B4400 Other Operating Revenue	-	-	-	-
162		A_B5000 Non Operating Revenues	-	-	-	-
163		A_B5100 Appropriations	-	-	-	-
164		A_B5300 Gifts	-	-	-	-
165		A_B5500 Investment Income	-	-	-	-
166		A_B5600 Other Non Operating Revenues	-	-	-	-
167		Total_Revenue Revenue	-	-	-	-
168		A_B6000 Salaries, Wages & Benefits	-	-	-	-
169		A_B6200 Services & Fees	-	-	-	-
170		A_B6300 Travel	-	-	-	-
171	FC_B45 Restr	A_B6400 Supplies	-	-	-	-
172	Govt Funds	A_B6450 Utilities	-	-	-	-
173		A_B6500 Repairs & Maintenance	-	-	-	-
174		A_B6550 Rentals & Leases	-	-	-	-
175		A_B6575 Interest Expense	-	-	-	-
176		A_B6600 Claims & Judgements	-	-	-	-
177		A_B6650 Other Expense	-	-	-	-
178		A_B6700 Subcontracts	-	-	-	-
179		A_B6900 Depreciation & Amortization	-	-	-	-
180		A_B7000 Capital Expense	-	-	-	-
181		A_B7200 Discontinued Operations	-	-	-	-
182		A_B7500 Other Non Operating Expenses	-	-	-	-
183		A_B7600 Internal Allocations & Sales	-	-	-	-
184		A_B7700 Funding Tranfers	-	-	-	-
185		Total_Expenses Expenses	-	-	-	-
186		Statement of Activities Net Result	-	-	-	-


	A	B	C	D	E	F	
1							
2	O_40002: Client Support Services						
3	Board of Trustees Report						
4	O_40002: Client Support Services						
5			FY18		FY19		
6	Fund Class - Source	Summary Level Natural Accounts	Budget	Actual through March	Budget	Variance FY18 Budget to FY19 Budget	
7	FC_105 Unrestricted Operating Class	A_B4000 Tuition & Educational Fees	-	-	-	-	
8		A_B4100 Sales of Goods & Services	(37,100)	(46,359)	-	37,100	
9		A_B4300 Grants & Contracts	-	-	-	-	
10		A_43501 Federal Appropriations	-	-	-	-	
11		A_B4400 Other Operating Revenue	-	(75,181)	(123,600)	(123,600)	
12		A_B5000 Non Operating Revenues	-	-	-	-	
13		A_B5100 Appropriations	-	-	-	-	
14		A_B5300 Gifts	-	-	-	-	
15		A_B5500 Investment Income	-	-	-	-	
16		A_B5600 Other Non Operating Revenues	-	-	-	-	
17			Total_Revenue Revenue	(37,100)	(121,540)	(123,600)	(86,500)
18			A_B6000 Salaries, Wages & Benefits	3,186,731	2,082,261	3,013,345	(173,387)
19			A_B6200 Services & Fees	244,967	6,711	3,000	(241,967)
20			A_B6300 Travel	6,500	9,747	18,725	12,225
21			A_B6400 Supplies	884,698	509,457	521,272	(363,426)
22			A_B6450 Utilities	-	5	-	-
23			A_B6500 Repairs & Maintenance	130,250	413,078	488,600	358,350
24			A_B6550 Rentals & Leases	-	-	500	500
25			A_B6575 Interest Expense	-	-	-	-
26			A_B6600 Claims & Judgements	-	-	-	-
27			A_B6650 Other Expense	34,642	57,056	93,855	59,213
28			A_B6700 Subcontracts	-	-	-	-
29			A_B6900 Depreciation & Amortization	-	-	-	-
30			A_B7000 Capital Expense	-	-	-	-
31			A_B7200 Discontinued Operations	-	-	-	-
32			A_B7500 Other Non Operating Expenses	-	-	-	-
33			A_B7600 Internal Allocations & Sales	(550,759)	(167,932)	(251,447)	299,312
34			A_B7700 Funding Tranfers	60,063	-	-	(60,063)
35			Total_Expenses Expenses	3,997,092	2,910,383	3,887,850	(109,242)
36			Statement of Activities Net Result	3,959,992	2,788,844	3,764,250	(195,742)
37		FC_B20 Designated Op	A_B4000 Tuition & Educational Fees	(428,000)	-	-	428,000
38			A_B4100 Sales of Goods & Services	-	-	-	-
39			A_B4300 Grants & Contracts	-	-	-	-
40			A_43501 Federal Appropriations	-	-	-	-
41			A_B4400 Other Operating Revenue	-	-	-	-
42			A_B5000 Non Operating Revenues	-	-	-	-
43	A_B5100 Appropriations		-	-	-	-	
44	A_B5300 Gifts		-	-	-	-	
45	A_B5500 Investment Income		-	-	-	-	
46	A_B5600 Other Non Operating Revenues		-	-	-	-	
47			Total_Revenue Revenue	(428,000)	-	-	428,000
48			A_B6000 Salaries, Wages & Benefits	96,257	29,599	39,536	(56,720)
49			A_B6200 Services & Fees	4,000	-	-	(4,000)
50			A_B6300 Travel	-	-	-	-
51			A_B6400 Supplies	327,743	175,290	316,650	(11,093)
52			A_B6450 Utilities	-	-	-	-
53			A_B6500 Repairs & Maintenance	-	1,582	-	-
54			A_B6550 Rentals & Leases	-	-	-	-
55			A_B6575 Interest Expense	-	-	-	-
56			A_B6600 Claims & Judgements	-	-	-	-
57			A_B6650 Other Expense	-	8,563	10,250	10,250
58			A_B6700 Subcontracts	-	-	-	-
59			A_B6900 Depreciation & Amortization	-	-	-	-
60			A_B7000 Capital Expense	-	-	-	-
61			A_B7200 Discontinued Operations	-	-	-	-
62			A_B7500 Other Non Operating Expenses	-	-	-	-
63			A_B7600 Internal Allocations & Sales	-	54,435	61,100	61,100
64			A_B7700 Funding Tranfers	-	(428,000)	-	-
65			Total_Expenses Expenses	428,000	(158,531)	427,536	(464)
66			Statement of Activities Net Result	-	(158,531)	427,536	427,536


	A	B	C	D	E	F
1						
2	O_40002: Client Support Services					
3	Board of Trustees Report					
4	O_40002: Client Support Services					
5			FY18		FY19	
6	Fund Class - Source	Summary Level Natural Accounts	Budget	Actual through March	Budget	Variance FY18 Budget to FY19 Budget
67		A_B4000 Tuition & Educational Fees	-	-	-	-
68		A_B4100 Sales of Goods & Services	-	-	-	-
69		A_B4300 Grants & Contracts	-	-	-	-
70		A_43501 Federal Appropriations	-	-	-	-
71		A_B4400 Other Operating Revenue	-	-	-	-
72		A_B5000 Non Operating Revenues	-	-	-	-
73		A_B5100 Appropriations	-	-	-	-
74		A_B5300 Gifts	-	-	-	-
75		A_B5500 Investment Income	-	-	-	-
76		A_B5600 Other Non Operating Revenues	-	-	-	-
77		Total_Revenue Revenue	-	-	-	-
78		A_B6000 Salaries, Wages & Benefits	-	-	-	-
79		A_B6200 Services & Fees	-	-	-	-
80		A_B6300 Travel	-	-	-	-
81	FC_B30 Restr	A_B6400 Supplies	-	-	-	-
82	Expendable Op	A_B6450 Utilities	-	-	-	-
83		A_B6500 Repairs & Maintenance	-	-	-	-
84		A_B6550 Rentals & Leases	-	-	-	-
85		A_B6575 Interest Expense	-	-	-	-
86		A_B6600 Claims & Judgements	-	-	-	-
87		A_B6650 Other Expense	-	-	-	-
88		A_B6700 Subcontracts	-	-	-	-
89		A_B6900 Depreciation & Amortization	-	-	-	-
90		A_B7000 Capital Expense	-	-	-	-
91		A_B7200 Discontinued Operations	-	-	-	-
92		A_B7500 Other Non Operating Expenses	-	-	-	-
93		A_B7600 Internal Allocations & Sales	-	-	-	-
94		A_B7700 Funding Tranfers	-	-	-	-
95		Total_Expenses Expenses	-	-	-	-
96		Statement of Activities Net Result	-	-	-	-
97		A_B4000 Tuition & Educational Fees	-	-	-	-
98		A_B4100 Sales of Goods & Services	-	-	-	-
99		A_B4300 Grants & Contracts	-	-	-	-
100		A_43501 Federal Appropriations	-	-	-	-
101		A_B4400 Other Operating Revenue	-	-	-	-
102		A_B5000 Non Operating Revenues	-	-	-	-
103		A_B5100 Appropriations	-	-	-	-
104		A_B5300 Gifts	-	-	-	-
105		A_B5500 Investment Income	-	-	-	-
106		A_B5600 Other Non Operating Revenues	-	-	-	-
107		Total_Revenue Revenue	-	-	-	-
108		A_B6000 Salaries, Wages & Benefits	-	-	-	-
109		A_B6200 Services & Fees	-	-	-	-
110		A_B6300 Travel	-	-	-	-
111	FC_B35 Restr	A_B6400 Supplies	-	-	-	-
112	Expendable Non Op	A_B6450 Utilities	-	-	-	-
113		A_B6500 Repairs & Maintenance	-	-	-	-
114		A_B6550 Rentals & Leases	-	-	-	-
115		A_B6575 Interest Expense	-	-	-	-
116		A_B6600 Claims & Judgements	-	-	-	-
117		A_B6650 Other Expense	-	-	-	-
118		A_B6700 Subcontracts	-	-	-	-
119		A_B6900 Depreciation & Amortization	-	-	-	-
120		A_B7000 Capital Expense	-	-	-	-
121		A_B7200 Discontinued Operations	-	-	-	-
122		A_B7500 Other Non Operating Expenses	-	-	-	-
123		A_B7600 Internal Allocations & Sales	-	-	-	-
124		A_B7700 Funding Tranfers	-	-	-	-
125		Total_Expenses Expenses	-	-	-	-
126		Statement of Activities Net Result	-	-	-	-

	A	B	C	D	E	F
1						
2	O_40002: Client Support Services					
3	Board of Trustees Report					
4	O_40002: Client Support Services					
5				FY18	FY19	
6	Fund Class - Source	Summary Level Natural Accounts	Budget	Actual through March	Budget	Variance FY18 Budget to FY19 Budget
127		A_B4000 Tuition & Educational Fees	-	-	-	-
128		A_B4100 Sales of Goods & Services	-	-	-	-
129		A_B4300 Grants & Contracts	-	-	-	-
130		A_43501 Federal Appropriations	-	-	-	-
131		A_B4400 Other Operating Revenue	-	-	-	-
132		A_B5000 Non Operating Revenues	-	-	-	-
133		A_B5100 Appropriations	-	-	-	-
134		A_B5300 Gifts	-	-	-	-
135		A_B5500 Investment Income	-	-	-	-
136		A_B5600 Other Non Operating Revenues	-	-	-	-
137		Total_Revenue Revenue	-	-	-	-
138		A_B6000 Salaries, Wages & Benefits	-	-	-	-
139		A_B6200 Services & Fees	-	-	-	-
140		A_B6300 Travel	-	-	-	-
141	FC_B40 Restr	A_B6400 Supplies	-	-	-	-
142	Grants	A_B6450 Utilities	-	-	-	-
143		A_B6500 Repairs & Maintenance	-	-	-	-
144		A_B6550 Rentals & Leases	-	-	-	-
145		A_B6575 Interest Expense	-	-	-	-
146		A_B6600 Claims & Judgements	-	-	-	-
147		A_B6650 Other Expense	-	-	-	-
148		A_B6700 Subcontracts	-	-	-	-
149		A_B6900 Depreciation & Amortization	-	-	-	-
150		A_B7000 Capital Expense	-	-	-	-
151		A_B7200 Discontinued Operations	-	-	-	-
152		A_B7500 Other Non Operating Expenses	-	-	-	-
153		A_B7600 Internal Allocations & Sales	-	-	-	-
154		A_B7700 Funding Tranfers	-	-	-	-
155		Total_Expenses Expenses	-	-	-	-
156		Statement of Activities Net Result	-	-	-	-
157		A_B4000 Tuition & Educational Fees	-	-	-	-
158		A_B4100 Sales of Goods & Services	-	-	-	-
159		A_B4300 Grants & Contracts	-	-	-	-
160		A_43501 Federal Appropriations	-	-	-	-
161		A_B4400 Other Operating Revenue	-	-	-	-
162		A_B5000 Non Operating Revenues	-	-	-	-
163		A_B5100 Appropriations	-	-	-	-
164		A_B5300 Gifts	-	-	-	-
165		A_B5500 Investment Income	-	-	-	-
166		A_B5600 Other Non Operating Revenues	-	-	-	-
167		Total_Revenue Revenue	-	-	-	-
168		A_B6000 Salaries, Wages & Benefits	-	-	-	-
169		A_B6200 Services & Fees	-	-	-	-
170		A_B6300 Travel	-	-	-	-
171	FC_B45 Restr	A_B6400 Supplies	-	-	-	-
172	Govt Funds	A_B6450 Utilities	-	-	-	-
173		A_B6500 Repairs & Maintenance	-	-	-	-
174		A_B6550 Rentals & Leases	-	-	-	-
175		A_B6575 Interest Expense	-	-	-	-
176		A_B6600 Claims & Judgements	-	-	-	-
177		A_B6650 Other Expense	-	-	-	-
178		A_B6700 Subcontracts	-	-	-	-
179		A_B6900 Depreciation & Amortization	-	-	-	-
180		A_B7000 Capital Expense	-	-	-	-
181		A_B7200 Discontinued Operations	-	-	-	-
182		A_B7500 Other Non Operating Expenses	-	-	-	-
183		A_B7600 Internal Allocations & Sales	-	-	-	-
184		A_B7700 Funding Tranfers	-	-	-	-
185		Total_Expenses Expenses	-	-	-	-
186		Statement of Activities Net Result	-	-	-	-


	A	B	C	D	E	F	
1							
2	O_40003: Application & Database Services						
3	Board of Trustees Report						
4	O_40003: Application & Database Services						
5			FY18		FY19		
6	Fund Class - Source	Summary Level Natural Accounts	Budget	Actual through March	Budget	Variance FY18 Budget to FY19 Budget	
7	FC_105 Unrestricted Operating Class	A_B4000 Tuition & Educational Fees	-	-	-	-	
8		A_B4100 Sales of Goods & Services	-	-	-	-	
9		A_B4300 Grants & Contracts	-	-	-	-	
10		A_43501 Federal Appropriations	-	-	-	-	
11		A_B4400 Other Operating Revenue	-	-	-	-	
12		A_B5000 Non Operating Revenues	-	-	-	-	
13		A_B5100 Appropriations	-	-	-	-	
14		A_B5300 Gifts	-	-	-	-	
15		A_B5500 Investment Income	-	-	-	-	
16		A_B5600 Other Non Operating Revenues	-	-	-	-	
17			Total_Revenue Revenue	-	-	-	-
18			A_B6000 Salaries, Wages & Benefits	3,521,478	2,351,566	3,218,055	(303,423)
19			A_B6200 Services & Fees	2,650,759	34,784	31,470	(2,619,289)
20			A_B6300 Travel	22,500	5,133	22,500	-
21			A_B6400 Supplies	278,100	1,453,880	2,144,040	1,865,940
22			A_B6450 Utilities	-	540	-	-
23			A_B6500 Repairs & Maintenance	-	291	-	-
24			A_B6550 Rentals & Leases	-	-	-	-
25			A_B6575 Interest Expense	-	-	-	-
26			A_B6600 Claims & Judgements	-	-	-	-
27			A_B6650 Other Expense	20,000	451,810	544,938	524,938
28			A_B6700 Subcontracts	-	-	-	-
29			A_B6900 Depreciation & Amortization	-	-	-	-
30			A_B7000 Capital Expense	-	-	-	-
31			A_B7200 Discontinued Operations	-	-	-	-
32			A_B7500 Other Non Operating Expenses	-	-	-	-
33			A_B7600 Internal Allocations & Sales	(1,400)	34,159	129,078	130,478
34			A_B7700 Funding Tranfers	-	-	-	-
35			Total_Expenses Expenses	6,491,437	4,332,165	6,090,081	(401,356)
36			Statement of Activities Net Result	6,491,437	4,332,165	6,090,081	(401,356)
37		FC_B20 Designated Op	A_B4000 Tuition & Educational Fees	-	-	-	-
38			A_B4100 Sales of Goods & Services	-	-	-	-
39			A_B4300 Grants & Contracts	-	-	-	-
40			A_43501 Federal Appropriations	-	-	-	-
41			A_B4400 Other Operating Revenue	-	-	-	-
42			A_B5000 Non Operating Revenues	-	-	-	-
43	A_B5100 Appropriations		-	-	-	-	
44	A_B5300 Gifts		-	-	-	-	
45	A_B5500 Investment Income		-	-	-	-	
46	A_B5600 Other Non Operating Revenues		-	-	-	-	
47			Total_Revenue Revenue	-	-	-	-
48			A_B6000 Salaries, Wages & Benefits	-	-	-	-
49			A_B6200 Services & Fees	-	-	-	-
50			A_B6300 Travel	-	-	-	-
51			A_B6400 Supplies	-	-	-	-
52			A_B6450 Utilities	-	-	-	-
53			A_B6500 Repairs & Maintenance	-	-	-	-
54			A_B6550 Rentals & Leases	-	-	-	-
55			A_B6575 Interest Expense	-	-	-	-
56			A_B6600 Claims & Judgements	-	-	-	-
57			A_B6650 Other Expense	-	-	-	-
58			A_B6700 Subcontracts	-	-	-	-
59			A_B6900 Depreciation & Amortization	-	-	-	-
60			A_B7000 Capital Expense	-	-	-	-
61			A_B7200 Discontinued Operations	-	-	-	-
62			A_B7500 Other Non Operating Expenses	-	-	-	-
63			A_B7600 Internal Allocations & Sales	-	-	-	-
64			A_B7700 Funding Tranfers	-	-	-	-
65			Total_Expenses Expenses	-	-	-	-
66			Statement of Activities Net Result	-	-	-	-


	A	B	C	D	E	F
1						
2	O_40003: Application & Database Services					
3	Board of Trustees Report					
4	O_40003: Application & Database Services					
5			FY18		FY19	
6	Fund Class - Source	Summary Level Natural Accounts	Budget	Actual through March	Budget	Variance FY18 Budget to FY19 Budget
67		A_B4000 Tuition & Educational Fees	-	-	-	-
68		A_B4100 Sales of Goods & Services	-	-	-	-
69		A_B4300 Grants & Contracts	-	-	-	-
70		A_43501 Federal Appropriations	-	-	-	-
71		A_B4400 Other Operating Revenue	-	-	-	-
72		A_B5000 Non Operating Revenues	-	-	-	-
73		A_B5100 Appropriations	-	-	-	-
74		A_B5300 Gifts	-	-	-	-
75		A_B5500 Investment Income	-	-	-	-
76		A_B5600 Other Non Operating Revenues	-	-	-	-
77		Total_Revenue Revenue	-	-	-	-
78		A_B6000 Salaries, Wages & Benefits	-	-	-	-
79		A_B6200 Services & Fees	-	-	-	-
80		A_B6300 Travel	-	-	-	-
81	FC_B30 Restr	A_B6400 Supplies	-	-	-	-
82	Expendable Op	A_B6450 Utilities	-	-	-	-
83		A_B6500 Repairs & Maintenance	-	-	-	-
84		A_B6550 Rentals & Leases	-	-	-	-
85		A_B6575 Interest Expense	-	-	-	-
86		A_B6600 Claims & Judgements	-	-	-	-
87		A_B6650 Other Expense	-	-	-	-
88		A_B6700 Subcontracts	-	-	-	-
89		A_B6900 Depreciation & Amortization	-	-	-	-
90		A_B7000 Capital Expense	-	-	-	-
91		A_B7200 Discontinued Operations	-	-	-	-
92		A_B7500 Other Non Operating Expenses	-	-	-	-
93		A_B7600 Internal Allocations & Sales	-	-	-	-
94		A_B7700 Funding Tranfers	-	-	-	-
95		Total_Expenses Expenses	-	-	-	-
96		Statement of Activities Net Result	-	-	-	-
97		A_B4000 Tuition & Educational Fees	-	-	-	-
98		A_B4100 Sales of Goods & Services	-	-	-	-
99		A_B4300 Grants & Contracts	-	-	-	-
100		A_43501 Federal Appropriations	-	-	-	-
101		A_B4400 Other Operating Revenue	-	-	-	-
102		A_B5000 Non Operating Revenues	-	-	-	-
103		A_B5100 Appropriations	-	-	-	-
104		A_B5300 Gifts	-	-	-	-
105		A_B5500 Investment Income	-	-	-	-
106		A_B5600 Other Non Operating Revenues	-	-	-	-
107		Total_Revenue Revenue	-	-	-	-
108		A_B6000 Salaries, Wages & Benefits	-	-	-	-
109		A_B6200 Services & Fees	-	-	-	-
110		A_B6300 Travel	-	-	-	-
111	FC_B35 Restr	A_B6400 Supplies	-	-	-	-
112	Expendable Non Op	A_B6450 Utilities	-	-	-	-
113		A_B6500 Repairs & Maintenance	-	-	-	-
114		A_B6550 Rentals & Leases	-	-	-	-
115		A_B6575 Interest Expense	-	-	-	-
116		A_B6600 Claims & Judgements	-	-	-	-
117		A_B6650 Other Expense	-	-	-	-
118		A_B6700 Subcontracts	-	-	-	-
119		A_B6900 Depreciation & Amortization	-	-	-	-
120		A_B7000 Capital Expense	-	-	-	-
121		A_B7200 Discontinued Operations	-	-	-	-
122		A_B7500 Other Non Operating Expenses	-	-	-	-
123		A_B7600 Internal Allocations & Sales	-	-	-	-
124		A_B7700 Funding Tranfers	-	-	-	-
125		Total_Expenses Expenses	-	-	-	-
126		Statement of Activities Net Result	-	-	-	-


	A	B	C	D	E	F
1						
2	O_40003: Application & Database Services					
3	Board of Trustees Report					
4	O_40003: Application & Database Services					
5			FY18		FY19	
6	Fund Class - Source	Summary Level Natural Accounts	Budget	Actual through March	Budget	Variance FY18 Budget to FY19 Budget
127		A_B4000 Tuition & Educational Fees	-	-	-	-
128		A_B4100 Sales of Goods & Services	-	-	-	-
129		A_B4300 Grants & Contracts	-	-	-	-
130		A_43501 Federal Appropriations	-	-	-	-
131		A_B4400 Other Operating Revenue	-	-	-	-
132		A_B5000 Non Operating Revenues	-	-	-	-
133		A_B5100 Appropriations	-	-	-	-
134		A_B5300 Gifts	-	-	-	-
135		A_B5500 Investment Income	-	-	-	-
136		A_B5600 Other Non Operating Revenues	-	-	-	-
137		Total_Revenue Revenue	-	-	-	-
138		A_B6000 Salaries, Wages & Benefits	-	-	-	-
139		A_B6200 Services & Fees	-	-	-	-
140		A_B6300 Travel	-	-	-	-
141	FC_B40 Restr	A_B6400 Supplies	-	-	-	-
142	Grants	A_B6450 Utilities	-	-	-	-
143		A_B6500 Repairs & Maintenance	-	-	-	-
144		A_B6550 Rentals & Leases	-	-	-	-
145		A_B6575 Interest Expense	-	-	-	-
146		A_B6600 Claims & Judgements	-	-	-	-
147		A_B6650 Other Expense	-	-	-	-
148		A_B6700 Subcontracts	-	-	-	-
149		A_B6900 Depreciation & Amortization	-	-	-	-
150		A_B7000 Capital Expense	-	-	-	-
151		A_B7200 Discontinued Operations	-	-	-	-
152		A_B7500 Other Non Operating Expenses	-	-	-	-
153		A_B7600 Internal Allocations & Sales	-	-	-	-
154		A_B7700 Funding Tranfers	-	-	-	-
155		Total_Expenses Expenses	-	-	-	-
156		Statement of Activities Net Result	-	-	-	-
157		A_B4000 Tuition & Educational Fees	-	-	-	-
158		A_B4100 Sales of Goods & Services	-	-	-	-
159		A_B4300 Grants & Contracts	-	-	-	-
160		A_43501 Federal Appropriations	-	-	-	-
161		A_B4400 Other Operating Revenue	-	-	-	-
162		A_B5000 Non Operating Revenues	-	-	-	-
163		A_B5100 Appropriations	-	-	-	-
164		A_B5300 Gifts	-	-	-	-
165		A_B5500 Investment Income	-	-	-	-
166		A_B5600 Other Non Operating Revenues	-	-	-	-
167		Total_Revenue Revenue	-	-	-	-
168		A_B6000 Salaries, Wages & Benefits	-	-	-	-
169		A_B6200 Services & Fees	-	-	-	-
170		A_B6300 Travel	-	-	-	-
171	FC_B45 Restr	A_B6400 Supplies	-	-	-	-
172	Govt Funds	A_B6450 Utilities	-	-	-	-
173		A_B6500 Repairs & Maintenance	-	-	-	-
174		A_B6550 Rentals & Leases	-	-	-	-
175		A_B6575 Interest Expense	-	-	-	-
176		A_B6600 Claims & Judgements	-	-	-	-
177		A_B6650 Other Expense	-	-	-	-
178		A_B6700 Subcontracts	-	-	-	-
179		A_B6900 Depreciation & Amortization	-	-	-	-
180		A_B7000 Capital Expense	-	-	-	-
181		A_B7200 Discontinued Operations	-	-	-	-
182		A_B7500 Other Non Operating Expenses	-	-	-	-
183		A_B7600 Internal Allocations & Sales	-	-	-	-
184		A_B7700 Funding Tranfers	-	-	-	-
185		Total_Expenses Expenses	-	-	-	-
186		Statement of Activities Net Result	-	-	-	-


	A	B	C	D	E	F	
1							
2	O_40004: Telecommunications						
3	Board of Trustees Report						
4	O_40004: Telecommunications						
5			FY18		FY19		
6	Fund Class - Source	Summary Level Natural Accounts	Budget	Actual through March	Budget	Variance FY18 Budget to FY19 Budget	
7	FC_105 Unrestricted Operating Class	A_B4000 Tuition & Educational Fees	-	-	-	-	
8		A_B4100 Sales of Goods & Services	(100,000)	-	-	100,000	
9		A_B4300 Grants & Contracts	-	-	-	-	
10		A_43501 Federal Appropriations	-	-	-	-	
11		A_B4400 Other Operating Revenue	-	(33,414)	(41,100)	(41,100)	
12		A_B5000 Non Operating Revenues	-	-	-	-	
13		A_B5100 Appropriations	-	-	-	-	
14		A_B5300 Gifts	-	-	-	-	
15		A_B5500 Investment Income	-	-	-	-	
16		A_B5600 Other Non Operating Revenues	-	-	-	-	
17			Total_Revenue Revenue	(100,000)	(33,414)	(41,100)	58,900
18			A_B6000 Salaries, Wages & Benefits	414,661	322,226	510,352	95,691
19			A_B6200 Services & Fees	85,600	67,198	162,000	76,400
20			A_B6300 Travel	-	722	14,210	14,210
21			A_B6400 Supplies	58,300	30,810	17,900	(40,400)
22			A_B6450 Utilities	750,000	253,872	394,784	(355,216)
23			A_B6500 Repairs & Maintenance	-	118,462	300,981	300,981
24			A_B6550 Rentals & Leases	-	948	-	-
25			A_B6575 Interest Expense	-	-	-	-
26			A_B6600 Claims & Judgements	-	-	-	-
27			A_B6650 Other Expense	300	68,121	77,776	77,476
28			A_B6700 Subcontracts	-	-	-	-
29			A_B6900 Depreciation & Amortization	-	-	-	-
30			A_B7000 Capital Expense	-	-	-	-
31			A_B7200 Discontinued Operations	-	-	-	-
32			A_B7500 Other Non Operating Expenses	-	-	-	-
33			A_B7600 Internal Allocations & Sales	(1,800,000)	(1,493,607)	(1,931,100)	(131,100)
34			A_B7700 Funding Tranfers	-	-	-	-
35			Total_Expenses Expenses	(491,139)	(631,248)	(453,097)	38,042
36			Statement of Activities Net Result	(591,139)	(664,662)	(494,197)	96,942
37		FC_B20 Designated Op	A_B4000 Tuition & Educational Fees	-	-	-	-
38			A_B4100 Sales of Goods & Services	-	-	-	-
39			A_B4300 Grants & Contracts	-	-	-	-
40			A_43501 Federal Appropriations	-	-	-	-
41			A_B4400 Other Operating Revenue	-	-	-	-
42			A_B5000 Non Operating Revenues	-	-	-	-
43	A_B5100 Appropriations		-	-	-	-	
44	A_B5300 Gifts		-	-	-	-	
45	A_B5500 Investment Income		-	-	-	-	
46	A_B5600 Other Non Operating Revenues		-	-	-	-	
47			Total_Revenue Revenue	-	-	-	-
48			A_B6000 Salaries, Wages & Benefits	-	-	-	-
49			A_B6200 Services & Fees	-	-	-	-
50			A_B6300 Travel	-	-	-	-
51			A_B6400 Supplies	-	-	-	-
52			A_B6450 Utilities	-	-	-	-
53			A_B6500 Repairs & Maintenance	-	-	-	-
54			A_B6550 Rentals & Leases	-	-	-	-
55			A_B6575 Interest Expense	-	-	-	-
56			A_B6600 Claims & Judgements	-	-	-	-
57			A_B6650 Other Expense	-	-	-	-
58			A_B6700 Subcontracts	-	-	-	-
59			A_B6900 Depreciation & Amortization	-	-	-	-
60			A_B7000 Capital Expense	-	-	-	-
61			A_B7200 Discontinued Operations	-	-	-	-
62			A_B7500 Other Non Operating Expenses	-	-	-	-
63			A_B7600 Internal Allocations & Sales	-	-	-	-
64			A_B7700 Funding Tranfers	-	-	-	-
65			Total_Expenses Expenses	-	-	-	-
66			Statement of Activities Net Result	-	-	-	-


	A	B	C	D	E	F
1						
2	O_40004: Telecommunications					
3	Board of Trustees Report					
4	O_40004: Telecommunications					
5			FY18		FY19	
6	Fund Class - Source	Summary Level Natural Accounts	Budget	Actual through March	Budget	Variance FY18 Budget to FY19 Budget
67		A_B4000 Tuition & Educational Fees	-	-	-	-
68		A_B4100 Sales of Goods & Services	-	-	-	-
69		A_B4300 Grants & Contracts	-	-	-	-
70		A_43501 Federal Appropriations	-	-	-	-
71		A_B4400 Other Operating Revenue	-	-	-	-
72		A_B5000 Non Operating Revenues	-	-	-	-
73		A_B5100 Appropriations	-	-	-	-
74		A_B5300 Gifts	-	-	-	-
75		A_B5500 Investment Income	-	-	-	-
76		A_B5600 Other Non Operating Revenues	-	-	-	-
77		Total_Revenue Revenue	-	-	-	-
78		A_B6000 Salaries, Wages & Benefits	-	-	-	-
79		A_B6200 Services & Fees	-	-	-	-
80		A_B6300 Travel	-	-	-	-
81	FC_B30 Restr	A_B6400 Supplies	-	-	-	-
82	Expendable Op	A_B6450 Utilities	-	-	-	-
83		A_B6500 Repairs & Maintenance	-	-	-	-
84		A_B6550 Rentals & Leases	-	-	-	-
85		A_B6575 Interest Expense	-	-	-	-
86		A_B6600 Claims & Judgements	-	-	-	-
87		A_B6650 Other Expense	-	-	-	-
88		A_B6700 Subcontracts	-	-	-	-
89		A_B6900 Depreciation & Amortization	-	-	-	-
90		A_B7000 Capital Expense	-	-	-	-
91		A_B7200 Discontinued Operations	-	-	-	-
92		A_B7500 Other Non Operating Expenses	-	-	-	-
93		A_B7600 Internal Allocations & Sales	-	-	-	-
94		A_B7700 Funding Tranfers	-	-	-	-
95		Total_Expenses Expenses	-	-	-	-
96		Statement of Activities Net Result	-	-	-	-
97		A_B4000 Tuition & Educational Fees	-	-	-	-
98		A_B4100 Sales of Goods & Services	-	-	-	-
99		A_B4300 Grants & Contracts	-	-	-	-
100		A_43501 Federal Appropriations	-	-	-	-
101		A_B4400 Other Operating Revenue	-	-	-	-
102		A_B5000 Non Operating Revenues	-	-	-	-
103		A_B5100 Appropriations	-	-	-	-
104		A_B5300 Gifts	-	-	-	-
105		A_B5500 Investment Income	-	-	-	-
106		A_B5600 Other Non Operating Revenues	-	-	-	-
107		Total_Revenue Revenue	-	-	-	-
108		A_B6000 Salaries, Wages & Benefits	-	-	-	-
109		A_B6200 Services & Fees	-	-	-	-
110		A_B6300 Travel	-	-	-	-
111	FC_B35 Restr	A_B6400 Supplies	-	-	-	-
112	Expendable Non Op	A_B6450 Utilities	-	-	-	-
113		A_B6500 Repairs & Maintenance	-	-	-	-
114		A_B6550 Rentals & Leases	-	-	-	-
115		A_B6575 Interest Expense	-	-	-	-
116		A_B6600 Claims & Judgements	-	-	-	-
117		A_B6650 Other Expense	-	-	-	-
118		A_B6700 Subcontracts	-	-	-	-
119		A_B6900 Depreciation & Amortization	-	-	-	-
120		A_B7000 Capital Expense	-	-	-	-
121		A_B7200 Discontinued Operations	-	-	-	-
122		A_B7500 Other Non Operating Expenses	-	-	-	-
123		A_B7600 Internal Allocations & Sales	-	-	-	-
124		A_B7700 Funding Tranfers	-	-	-	-
125		Total_Expenses Expenses	-	-	-	-
126		Statement of Activities Net Result	-	-	-	-

	A	B	C	D	E	F
1						
2	O_40004: Telecommunications					
3	Board of Trustees Report					
4	O_40004: Telecommunications					
5			FY18		FY19	
6	Fund Class - Source	Summary Level Natural Accounts	Budget	Actual through March	Budget	Variance FY18 Budget to FY19 Budget
127		A_B4000 Tuition & Educational Fees	-	-	-	-
128		A_B4100 Sales of Goods & Services	-	-	-	-
129		A_B4300 Grants & Contracts	-	-	-	-
130		A_43501 Federal Appropriations	-	-	-	-
131		A_B4400 Other Operating Revenue	-	-	-	-
132		A_B5000 Non Operating Revenues	-	-	-	-
133		A_B5100 Appropriations	-	-	-	-
134		A_B5300 Gifts	-	-	-	-
135		A_B5500 Investment Income	-	-	-	-
136		A_B5600 Other Non Operating Revenues	-	-	-	-
137		Total_Revenue Revenue	-	-	-	-
138		A_B6000 Salaries, Wages & Benefits	-	-	-	-
139		A_B6200 Services & Fees	-	-	-	-
140		A_B6300 Travel	-	-	-	-
141	FC_B40 Restr	A_B6400 Supplies	-	-	-	-
142	Grants	A_B6450 Utilities	-	-	-	-
143		A_B6500 Repairs & Maintenance	-	-	-	-
144		A_B6550 Rentals & Leases	-	-	-	-
145		A_B6575 Interest Expense	-	-	-	-
146		A_B6600 Claims & Judgements	-	-	-	-
147		A_B6650 Other Expense	-	-	-	-
148		A_B6700 Subcontracts	-	-	-	-
149		A_B6900 Depreciation & Amortization	-	-	-	-
150		A_B7000 Capital Expense	-	-	-	-
151		A_B7200 Discontinued Operations	-	-	-	-
152		A_B7500 Other Non Operating Expenses	-	-	-	-
153		A_B7600 Internal Allocations & Sales	-	-	-	-
154		A_B7700 Funding Tranfers	-	-	-	-
155		Total_Expenses Expenses	-	-	-	-
156		Statement of Activities Net Result	-	-	-	-
157		A_B4000 Tuition & Educational Fees	-	-	-	-
158		A_B4100 Sales of Goods & Services	-	-	-	-
159		A_B4300 Grants & Contracts	-	-	-	-
160		A_43501 Federal Appropriations	-	-	-	-
161		A_B4400 Other Operating Revenue	-	-	-	-
162		A_B5000 Non Operating Revenues	-	-	-	-
163		A_B5100 Appropriations	-	-	-	-
164		A_B5300 Gifts	-	-	-	-
165		A_B5500 Investment Income	-	-	-	-
166		A_B5600 Other Non Operating Revenues	-	-	-	-
167		Total_Revenue Revenue	-	-	-	-
168		A_B6000 Salaries, Wages & Benefits	-	-	-	-
169		A_B6200 Services & Fees	-	-	-	-
170		A_B6300 Travel	-	-	-	-
171	FC_B45 Restr	A_B6400 Supplies	-	-	-	-
172	Govt Funds	A_B6450 Utilities	-	-	-	-
173		A_B6500 Repairs & Maintenance	-	-	-	-
174		A_B6550 Rentals & Leases	-	-	-	-
175		A_B6575 Interest Expense	-	-	-	-
176		A_B6600 Claims & Judgements	-	-	-	-
177		A_B6650 Other Expense	-	-	-	-
178		A_B6700 Subcontracts	-	-	-	-
179		A_B6900 Depreciation & Amortization	-	-	-	-
180		A_B7000 Capital Expense	-	-	-	-
181		A_B7200 Discontinued Operations	-	-	-	-
182		A_B7500 Other Non Operating Expenses	-	-	-	-
183		A_B7600 Internal Allocations & Sales	-	-	-	-
184		A_B7700 Funding Tranfers	-	-	-	-
185		Total_Expenses Expenses	-	-	-	-
186		Statement of Activities Net Result	-	-	-	-


	A	B	C	D	E	F	
1							
2	O_40005: Systems Services						
3	Board of Trustees Report						
4	O_40005: Systems Services						
5			FY18		FY19		
6	Fund Class - Source	Summary Level Natural Accounts	Budget	Actual through March	Budget	Variance FY18 Budget to FY19 Budget	
7	FC_105 Unrestricted Operating Class	A_B4000 Tuition & Educational Fees	-	-	-	-	
8		A_B4100 Sales of Goods & Services	(120,000)	-	-	120,000	
9		A_B4300 Grants & Contracts	-	-	-	-	
10		A_43501 Federal Appropriations	-	-	-	-	
11		A_B4400 Other Operating Revenue	-	(43,679)	(38,250)	(38,250)	
12		A_B5000 Non Operating Revenues	-	-	-	-	
13		A_B5100 Appropriations	-	-	-	-	
14		A_B5300 Gifts	-	-	-	-	
15		A_B5500 Investment Income	-	-	-	-	
16		A_B5600 Other Non Operating Revenues	-	-	-	-	
17			Total_Revenue Revenue	(120,000)	(43,679)	(38,250)	81,750
18			A_B6000 Salaries, Wages & Benefits	2,188,167	1,799,835	2,841,758	653,591
19			A_B6200 Services & Fees	1,089,444	42,830	111,000	(978,444)
20			A_B6300 Travel	30,000	5,139	15,000	(15,000)
21			A_B6400 Supplies	397,184	119,880	387,381	(9,803)
22			A_B6450 Utilities	-	258,871	304,115	304,115
23			A_B6500 Repairs & Maintenance	-	179,999	659,145	659,145
24			A_B6550 Rentals & Leases	-	-	-	-
25			A_B6575 Interest Expense	-	-	-	-
26			A_B6600 Claims & Judgements	-	-	-	-
27			A_B6650 Other Expense	25,000	123,255	213,599	188,599
28			A_B6700 Subcontracts	-	-	-	-
29			A_B6900 Depreciation & Amortization	-	-	-	-
30			A_B7000 Capital Expense	-	-	-	-
31			A_B7200 Discontinued Operations	-	-	-	-
32			A_B7500 Other Non Operating Expenses	-	-	-	-
33			A_B7600 Internal Allocations & Sales	(880,000)	(723,444)	(835,485)	44,515
34			A_B7700 Funding Tranfers	-	-	(400,000)	(400,000)
35			Total_Expenses Expenses	2,849,795	1,806,365	3,296,513	446,718
36			Statement of Activities Net Result	2,729,795	1,762,686	3,258,263	528,468
37		FC_B20 Designated Op	A_B4000 Tuition & Educational Fees	-	-	-	-
38			A_B4100 Sales of Goods & Services	-	-	-	-
39			A_B4300 Grants & Contracts	-	-	-	-
40			A_43501 Federal Appropriations	-	-	-	-
41			A_B4400 Other Operating Revenue	-	-	-	-
42			A_B5000 Non Operating Revenues	-	-	-	-
43	A_B5100 Appropriations		-	-	-	-	
44	A_B5300 Gifts		-	-	-	-	
45	A_B5500 Investment Income		-	-	-	-	
46	A_B5600 Other Non Operating Revenues		-	-	-	-	
47			Total_Revenue Revenue	-	-	-	-
48			A_B6000 Salaries, Wages & Benefits	-	-	-	-
49			A_B6200 Services & Fees	-	-	-	-
50			A_B6300 Travel	-	-	-	-
51			A_B6400 Supplies	-	-	-	-
52			A_B6450 Utilities	-	-	-	-
53			A_B6500 Repairs & Maintenance	-	-	-	-
54			A_B6550 Rentals & Leases	-	-	-	-
55			A_B6575 Interest Expense	-	-	-	-
56			A_B6600 Claims & Judgements	-	-	-	-
57			A_B6650 Other Expense	-	-	-	-
58			A_B6700 Subcontracts	-	-	-	-
59			A_B6900 Depreciation & Amortization	-	-	-	-
60			A_B7000 Capital Expense	-	-	-	-
61			A_B7200 Discontinued Operations	-	-	-	-
62			A_B7500 Other Non Operating Expenses	-	-	-	-
63			A_B7600 Internal Allocations & Sales	-	-	-	-
64			A_B7700 Funding Tranfers	-	-	-	-
65			Total_Expenses Expenses	-	-	-	-
66			Statement of Activities Net Result	-	-	-	-


	A	B	C	D	E	F
1						
2	O_40005: Systems Services					
3	Board of Trustees Report					
4	O_40005: Systems Services					
5				FY18	FY19	
6	Fund Class - Source	Summary Level Natural Accounts	Budget	Actual through March	Budget	Variance FY18 Budget to FY19 Budget
67		A_B4000 Tuition & Educational Fees	-	-	-	-
68		A_B4100 Sales of Goods & Services	-	-	-	-
69		A_B4300 Grants & Contracts	-	-	-	-
70		A_43501 Federal Appropriations	-	-	-	-
71		A_B4400 Other Operating Revenue	-	-	-	-
72		A_B5000 Non Operating Revenues	-	-	-	-
73		A_B5100 Appropriations	-	-	-	-
74		A_B5300 Gifts	-	-	-	-
75		A_B5500 Investment Income	-	-	-	-
76		A_B5600 Other Non Operating Revenues	-	-	-	-
77		Total Revenue Revenue	-	-	-	-
78		A_B6000 Salaries, Wages & Benefits	-	-	-	-
79		A_B6200 Services & Fees	-	-	-	-
80		A_B6300 Travel	-	-	-	-
81	FC_B30 Restr	A_B6400 Supplies	-	-	-	-
82	Expendable Op	A_B6450 Utilities	-	-	-	-
83		A_B6500 Repairs & Maintenance	-	-	-	-
84		A_B6550 Rentals & Leases	-	-	-	-
85		A_B6575 Interest Expense	-	-	-	-
86		A_B6600 Claims & Judgements	-	-	-	-
87		A_B6650 Other Expense	-	-	-	-
88		A_B6700 Subcontracts	-	-	-	-
89		A_B6900 Depreciation & Amortization	-	-	-	-
90		A_B7000 Capital Expense	-	-	-	-
91		A_B7200 Discontinued Operations	-	-	-	-
92		A_B7500 Other Non Operating Expenses	-	-	-	-
93		A_B7600 Internal Allocations & Sales	-	-	-	-
94		A_B7700 Funding Tranfers	-	-	-	-
95		Total Expenses Expenses	-	-	-	-
96		Statement of Activities Net Result	-	-	-	-
97		A_B4000 Tuition & Educational Fees	-	-	-	-
98		A_B4100 Sales of Goods & Services	-	-	-	-
99		A_B4300 Grants & Contracts	-	-	-	-
100		A_43501 Federal Appropriations	-	-	-	-
101		A_B4400 Other Operating Revenue	-	-	-	-
102		A_B5000 Non Operating Revenues	-	-	-	-
103		A_B5100 Appropriations	-	-	-	-
104		A_B5300 Gifts	-	-	-	-
105		A_B5500 Investment Income	-	-	-	-
106		A_B5600 Other Non Operating Revenues	-	-	-	-
107		Total Revenue Revenue	-	-	-	-
108		A_B6000 Salaries, Wages & Benefits	-	-	-	-
109		A_B6200 Services & Fees	-	-	-	-
110		A_B6300 Travel	-	-	-	-
111	FC_B35 Restr	A_B6400 Supplies	-	-	-	-
112	Expendable Non Op	A_B6450 Utilities	-	-	-	-
113		A_B6500 Repairs & Maintenance	-	-	-	-
114		A_B6550 Rentals & Leases	-	-	-	-
115		A_B6575 Interest Expense	-	-	-	-
116		A_B6600 Claims & Judgements	-	-	-	-
117		A_B6650 Other Expense	-	-	-	-
118		A_B6700 Subcontracts	-	-	-	-
119		A_B6900 Depreciation & Amortization	-	-	-	-
120		A_B7000 Capital Expense	-	-	-	-
121		A_B7200 Discontinued Operations	-	-	-	-
122		A_B7500 Other Non Operating Expenses	-	-	-	-
123		A_B7600 Internal Allocations & Sales	-	-	-	-
124		A_B7700 Funding Tranfers	-	-	-	-
125		Total Expenses Expenses	-	-	-	-
126		Statement of Activities Net Result	-	-	-	-


	A	B	C	D	E	F
1						
2	O_40005: Systems Services					
3	Board of Trustees Report					
4	O_40005: Systems Services					
5				FY18	FY19	
6	Fund Class - Source	Summary Level Natural Accounts	Budget	Actual through March	Budget	Variance FY18 Budget to FY19 Budget
127		A_B4000 Tuition & Educational Fees	-	-	-	-
128		A_B4100 Sales of Goods & Services	-	-	-	-
129		A_B4300 Grants & Contracts	-	-	-	-
130		A_43501 Federal Appropriations	-	-	-	-
131		A_B4400 Other Operating Revenue	-	-	-	-
132		A_B5000 Non Operating Revenues	-	-	-	-
133		A_B5100 Appropriations	-	-	-	-
134		A_B5300 Gifts	-	-	-	-
135		A_B5500 Investment Income	-	-	-	-
136		A_B5600 Other Non Operating Revenues	-	-	-	-
137		Total_Revenue Revenue	-	-	-	-
138		A_B6000 Salaries, Wages & Benefits	-	-	-	-
139		A_B6200 Services & Fees	-	-	-	-
140		A_B6300 Travel	-	-	-	-
141	FC_B40 Restr	A_B6400 Supplies	-	-	-	-
142	Grants	A_B6450 Utilities	-	-	-	-
143		A_B6500 Repairs & Maintenance	-	-	-	-
144		A_B6550 Rentals & Leases	-	-	-	-
145		A_B6575 Interest Expense	-	-	-	-
146		A_B6600 Claims & Judgements	-	-	-	-
147		A_B6650 Other Expense	-	-	-	-
148		A_B6700 Subcontracts	-	-	-	-
149		A_B6900 Depreciation & Amortization	-	-	-	-
150		A_B7000 Capital Expense	-	-	-	-
151		A_B7200 Discontinued Operations	-	-	-	-
152		A_B7500 Other Non Operating Expenses	-	-	-	-
153		A_B7600 Internal Allocations & Sales	-	-	-	-
154		A_B7700 Funding Tranfers	-	-	-	-
155		Total_Expenses Expenses	-	-	-	-
156		Statement of Activities Net Result	-	-	-	-
157		A_B4000 Tuition & Educational Fees	-	-	-	-
158		A_B4100 Sales of Goods & Services	-	-	-	-
159		A_B4300 Grants & Contracts	-	-	-	-
160		A_43501 Federal Appropriations	-	-	-	-
161		A_B4400 Other Operating Revenue	-	-	-	-
162		A_B5000 Non Operating Revenues	-	-	-	-
163		A_B5100 Appropriations	-	-	-	-
164		A_B5300 Gifts	-	-	-	-
165		A_B5500 Investment Income	-	-	-	-
166		A_B5600 Other Non Operating Revenues	-	-	-	-
167		Total_Revenue Revenue	-	-	-	-
168		A_B6000 Salaries, Wages & Benefits	-	-	-	-
169		A_B6200 Services & Fees	-	-	-	-
170		A_B6300 Travel	-	-	-	-
171	FC_B45 Restr	A_B6400 Supplies	-	-	-	-
172	Govt Funds	A_B6450 Utilities	-	-	-	-
173		A_B6500 Repairs & Maintenance	-	-	-	-
174		A_B6550 Rentals & Leases	-	-	-	-
175		A_B6575 Interest Expense	-	-	-	-
176		A_B6600 Claims & Judgements	-	-	-	-
177		A_B6650 Other Expense	-	-	-	-
178		A_B6700 Subcontracts	-	-	-	-
179		A_B6900 Depreciation & Amortization	-	-	-	-
180		A_B7000 Capital Expense	-	-	-	-
181		A_B7200 Discontinued Operations	-	-	-	-
182		A_B7500 Other Non Operating Expenses	-	-	-	-
183		A_B7600 Internal Allocations & Sales	-	-	-	-
184		A_B7700 Funding Tranfers	-	-	-	-
185		Total_Expenses Expenses	-	-	-	-
186		Statement of Activities Net Result	-	-	-	-


	A	B	C	D	E	F	
1							
2	O_40006: Research Computing Support						
3	Board of Trustees Report						
4	O_40006: Research Computing Support						
5			FY18		FY19		
6	Fund Class - Source	Summary Level Natural Accounts	Budget	Actual through March	Budget	Variance FY18 Budget to FY19 Budget	
7	FC_105 Unrestricted Operating Class	A_B4000 Tuition & Educational Fees	-	-	-	-	
8		A_B4100 Sales of Goods & Services	(600,000)	-	-	600,000	
9		A_B4300 Grants & Contracts	(250,000)	-	-	250,000	
10		A_43501 Federal Appropriations	-	-	-	-	
11		A_B4400 Other Operating Revenue	-	-	-	-	
12		A_B5000 Non Operating Revenues	-	-	-	-	
13		A_B5100 Appropriations	-	-	-	-	
14		A_B5300 Gifts	-	-	-	-	
15		A_B5500 Investment Income	-	-	-	-	
16		A_B5600 Other Non Operating Revenues	-	-	-	-	
17			Total_Revenue Revenue	(850,000)	-	-	850,000
18			A_B6000 Salaries, Wages & Benefits	525,501	422,727	395,228	(130,273)
19			A_B6200 Services & Fees	175,000	-	-	(175,000)
20			A_B6300 Travel	26,000	7,868	7,210	(18,790)
21			A_B6400 Supplies	467,600	79,870	38,900	(428,700)
22			A_B6450 Utilities	-	-	-	-
23			A_B6500 Repairs & Maintenance	-	46,372	44,000	44,000
24			A_B6550 Rentals & Leases	-	-	-	-
25			A_B6575 Interest Expense	-	-	-	-
26			A_B6600 Claims & Judgements	-	-	-	-
27			A_B6650 Other Expense	18,800	67,553	79,590	60,790
28			A_B6700 Subcontracts	-	-	-	-
29			A_B6900 Depreciation & Amortization	-	-	-	-
30			A_B7000 Capital Expense	-	-	-	-
31			A_B7200 Discontinued Operations	-	-	-	-
32			A_B7500 Other Non Operating Expenses	-	-	-	-
33			A_B7600 Internal Allocations & Sales	-	862	13,800	13,800
34			A_B7700 Funding Tranfers	15,000	-	-	(15,000)
35			Total_Expenses Expenses	1,227,901	625,253	578,728	(649,173)
36			Statement of Activities Net Result	377,901	625,253	578,728	200,827
37		FC_B20 Designated Op	A_B4000 Tuition & Educational Fees	-	-	(428,764)	(428,764)
38			A_B4100 Sales of Goods & Services	-	-	-	-
39			A_B4300 Grants & Contracts	-	-	-	-
40			A_43501 Federal Appropriations	-	-	-	-
41			A_B4400 Other Operating Revenue	-	-	-	-
42			A_B5000 Non Operating Revenues	-	-	-	-
43	A_B5100 Appropriations		-	-	-	-	
44	A_B5300 Gifts		-	-	-	-	
45	A_B5500 Investment Income		-	-	-	-	
46	A_B5600 Other Non Operating Revenues		-	-	-	-	
47			Total_Revenue Revenue	-	-	(428,764)	(428,764)
48			A_B6000 Salaries, Wages & Benefits	-	-	-	-
49			A_B6200 Services & Fees	-	-	-	-
50			A_B6300 Travel	-	-	-	-
51			A_B6400 Supplies	-	-	-	-
52			A_B6450 Utilities	-	-	-	-
53			A_B6500 Repairs & Maintenance	-	-	-	-
54			A_B6550 Rentals & Leases	-	-	-	-
55			A_B6575 Interest Expense	-	-	-	-
56			A_B6600 Claims & Judgements	-	-	-	-
57			A_B6650 Other Expense	-	-	-	-
58			A_B6700 Subcontracts	-	-	-	-
59			A_B6900 Depreciation & Amortization	-	-	-	-
60			A_B7000 Capital Expense	-	-	-	-
61			A_B7200 Discontinued Operations	-	-	-	-
62			A_B7500 Other Non Operating Expenses	-	-	-	-
63			A_B7600 Internal Allocations & Sales	-	-	-	-
64			A_B7700 Funding Tranfers	-	-	-	-
65			Total_Expenses Expenses	-	-	-	-
66			Statement of Activities Net Result	-	-	(428,764)	(428,764)


	A	B	C	D	E	F
1						
2	O_40006: Research Computing Support					
3	Board of Trustees Report					
4	O_40006: Research Computing Support					
5			FY18		FY19	
6	Fund Class - Source	Summary Level Natural Accounts	Budget	Actual through March	Budget	Variance FY18 Budget to FY19 Budget
67		A_B4000 Tuition & Educational Fees	-	-	-	-
68		A_B4100 Sales of Goods & Services	-	-	-	-
69		A_B4300 Grants & Contracts	-	-	-	-
70		A_43501 Federal Appropriations	-	-	-	-
71		A_B4400 Other Operating Revenue	-	-	-	-
72		A_B5000 Non Operating Revenues	-	-	-	-
73		A_B5100 Appropriations	-	-	-	-
74		A_B5300 Gifts	-	-	-	-
75		A_B5500 Investment Income	-	-	-	-
76		A_B5600 Other Non Operating Revenues	-	-	-	-
77		Total_Revenue Revenue	-	-	-	-
78		A_B6000 Salaries, Wages & Benefits	-	-	-	-
79		A_B6200 Services & Fees	-	-	-	-
80		A_B6300 Travel	-	-	-	-
81	FC_B30 Restr	A_B6400 Supplies	-	-	-	-
82	Expendable Op	A_B6450 Utilities	-	-	-	-
83		A_B6500 Repairs & Maintenance	-	-	-	-
84		A_B6550 Rentals & Leases	-	-	-	-
85		A_B6575 Interest Expense	-	-	-	-
86		A_B6600 Claims & Judgements	-	-	-	-
87		A_B6650 Other Expense	-	-	-	-
88		A_B6700 Subcontracts	-	-	-	-
89		A_B6900 Depreciation & Amortization	-	-	-	-
90		A_B7000 Capital Expense	-	-	-	-
91		A_B7200 Discontinued Operations	-	-	-	-
92		A_B7500 Other Non Operating Expenses	-	-	-	-
93		A_B7600 Internal Allocations & Sales	-	-	-	-
94		A_B7700 Funding Tranfers	-	-	-	-
95		Total_Expenses Expenses	-	-	-	-
96		Statement of Activities Net Result	-	-	-	-
97		A_B4000 Tuition & Educational Fees	-	-	-	-
98		A_B4100 Sales of Goods & Services	-	-	-	-
99		A_B4300 Grants & Contracts	-	-	-	-
100		A_43501 Federal Appropriations	-	-	-	-
101		A_B4400 Other Operating Revenue	-	-	-	-
102		A_B5000 Non Operating Revenues	-	-	-	-
103		A_B5100 Appropriations	-	-	-	-
104		A_B5300 Gifts	-	-	-	-
105		A_B5500 Investment Income	-	-	-	-
106		A_B5600 Other Non Operating Revenues	-	-	-	-
107		Total_Revenue Revenue	-	-	-	-
108		A_B6000 Salaries, Wages & Benefits	-	-	-	-
109		A_B6200 Services & Fees	-	-	-	-
110		A_B6300 Travel	-	-	-	-
111	FC_B35 Restr	A_B6400 Supplies	-	-	-	-
112	Expendable Non Op	A_B6450 Utilities	-	-	-	-
113		A_B6500 Repairs & Maintenance	-	-	-	-
114		A_B6550 Rentals & Leases	-	-	-	-
115		A_B6575 Interest Expense	-	-	-	-
116		A_B6600 Claims & Judgements	-	-	-	-
117		A_B6650 Other Expense	-	-	-	-
118		A_B6700 Subcontracts	-	-	-	-
119		A_B6900 Depreciation & Amortization	-	-	-	-
120		A_B7000 Capital Expense	-	-	-	-
121		A_B7200 Discontinued Operations	-	-	-	-
122		A_B7500 Other Non Operating Expenses	-	-	-	-
123		A_B7600 Internal Allocations & Sales	-	-	-	-
124		A_B7700 Funding Tranfers	-	-	-	-
125		Total_Expenses Expenses	-	-	-	-
126		Statement of Activities Net Result	-	-	-	-


	A	B	C	D	E	F	
1							
2	O_40006: Research Computing Support						
3	Board of Trustees Report						
4	O_40006: Research Computing Support						
5				FY18	FY19		
6	Fund Class - Source	Summary Level Natural Accounts	Budget	Actual through March	Budget	Variance FY18 Budget to FY19 Budget	
127	FC_B40 Restr Grants	A_B4000 Tuition & Educational Fees	-	-	490	490	
128		A_B4100 Sales of Goods & Services	-	-	-	-	
129		A_B4300 Grants & Contracts	-	-	(24,502)	(24,502)	
130		A_43501 Federal Appropriations	-	-	-	-	
131		A_B4400 Other Operating Revenue	-	-	-	-	
132		A_B5000 Non Operating Revenues	-	-	-	-	
133		A_B5100 Appropriations	-	-	-	-	
134		A_B5300 Gifts	-	-	-	-	
135		A_B5500 Investment Income	-	-	-	-	
136		A_B5600 Other Non Operating Revenues	-	-	3,675	3,675	
137		Total Revenue Revenue	-	-	(20,337)	(20,337)	
138		A_B6000 Salaries, Wages & Benefits	-	-	13,476	13,476	
139		A_B6200 Services & Fees	-	-	1,715	1,715	
140		A_B6300 Travel	-	-	980	980	
141		A_B6400 Supplies	-	-	2,450	2,450	
142		A_B6450 Utilities	-	-	-	-	
143		A_B6500 Repairs & Maintenance	-	-	-	-	
144		A_B6550 Rentals & Leases	-	-	1,715	1,715	
145		A_B6575 Interest Expense	-	-	-	-	
146		A_B6600 Claims & Judgements	-	-	-	-	
147		A_B6650 Other Expense	-	-	-	-	
148		A_B6700 Subcontracts	-	-	-	-	
149		A_B6900 Depreciation & Amortization	-	-	-	-	
150		A_B7000 Capital Expense	-	-	-	-	
151		A_B7200 Discontinued Operations	-	-	-	-	
152		A_B7500 Other Non Operating Expenses	-	-	-	-	
153		A_B7600 Internal Allocations & Sales	-	-	-	-	
154		A_B7700 Funding Tranfers	-	-	-	-	
155		Total Expenses Expenses	-	-	20,337	20,337	
156		Statement of Activities Net Result	-	-	-	-	
157		FC_B45 Restr Govt Funds	A_B4000 Tuition & Educational Fees	-	-	-	-
158			A_B4100 Sales of Goods & Services	-	-	-	-
159	A_B4300 Grants & Contracts		-	-	-	-	
160	A_43501 Federal Appropriations		-	-	-	-	
161	A_B4400 Other Operating Revenue		-	-	-	-	
162	A_B5000 Non Operating Revenues		-	-	-	-	
163	A_B5100 Appropriations		-	-	-	-	
164	A_B5300 Gifts		-	-	-	-	
165	A_B5500 Investment Income		-	-	-	-	
166	A_B5600 Other Non Operating Revenues		-	-	-	-	
167	Total Revenue Revenue		-	-	-	-	
168	A_B6000 Salaries, Wages & Benefits		-	-	-	-	
169	A_B6200 Services & Fees		-	-	-	-	
170	A_B6300 Travel		-	-	-	-	
171	A_B6400 Supplies		-	-	-	-	
172	A_B6450 Utilities		-	-	-	-	
173	A_B6500 Repairs & Maintenance		-	-	-	-	
174	A_B6550 Rentals & Leases		-	-	-	-	
175	A_B6575 Interest Expense		-	-	-	-	
176	A_B6600 Claims & Judgements		-	-	-	-	
177	A_B6650 Other Expense		-	-	-	-	
178	A_B6700 Subcontracts		-	-	-	-	
179	A_B6900 Depreciation & Amortization		-	-	-	-	
180	A_B7000 Capital Expense		-	-	-	-	
181	A_B7200 Discontinued Operations		-	-	-	-	
182	A_B7500 Other Non Operating Expenses		-	-	-	-	
183	A_B7600 Internal Allocations & Sales		-	-	-	-	
184	A_B7700 Funding Tranfers		-	-	-	-	
185	Total Expenses Expenses		-	-	-	-	
186	Statement of Activities Net Result		-	-	-	-	


	A	B	C	D	E	F	
1							
2	O_50001: Institutional Advancement & UW Foundation						
3	Board of Trustees Report						
4	O_50001: Institutional Advancement & UW Foundation						
5			FY18		FY19		
6	Fund Class - Source	Summary Level Natural Accounts	Budget	Actual through March	Budget	Variance FY18 Budget to FY19 Budget	
7	FC_105 Unrestricted Operating Class	A_B4000 Tuition & Educational Fees	-	-	-	-	
8		A_B4100 Sales of Goods & Services	-	-	-	-	
9		A_B4300 Grants & Contracts	-	-	-	-	
10		A_43501 Federal Appropriations	-	-	-	-	
11		A_B4400 Other Operating Revenue	-	(2,248,133)	-	-	
12		A_B5000 Non Operating Revenues	-	-	-	-	
13		A_B5100 Appropriations	-	-	-	-	
14		A_B5300 Gifts	(4,349,819)	-	(4,737,773)	(387,954)	
15		A_B5500 Investment Income	-	-	-	-	
16		A_B5600 Other Non Operating Revenues	-	-	-	-	
17			Total_Revenue Revenue	(4,349,819)	(2,248,133)	(4,737,773)	(387,954)
18			A_B6000 Salaries, Wages & Benefits	5,108,594	3,867,184	5,496,548	387,954
19			A_B6200 Services & Fees	-	200	-	-
20			A_B6300 Travel	-	40	-	-
21			A_B6400 Supplies	-	-	-	-
22			A_B6450 Utilities	-	-	-	-
23			A_B6500 Repairs & Maintenance	-	-	-	-
24			A_B6550 Rentals & Leases	-	-	414,000	414,000
25			A_B6575 Interest Expense	-	-	-	-
26			A_B6600 Claims & Judgements	-	-	-	-
27			A_B6650 Other Expense	-	-	-	-
28			A_B6700 Subcontracts	-	-	-	-
29			A_B6900 Depreciation & Amortization	-	-	-	-
30			A_B7000 Capital Expense	-	-	-	-
31			A_B7200 Discontinued Operations	-	-	-	-
32			A_B7500 Other Non Operating Expenses	-	-	-	-
33			A_B7600 Internal Allocations & Sales	-	-	-	-
34			A_B7700 Funding Tranfers	-	-	(414,000)	(414,000)
35			Total_Expenses Expenses	5,108,594	3,867,424	5,496,548	387,954
36			Statement of Activities Net Result	758,775	1,619,291	758,775	0
37		FC_B20 Designated Op	A_B4000 Tuition & Educational Fees	-	-	-	-
38			A_B4100 Sales of Goods & Services	-	-	-	-
39			A_B4300 Grants & Contracts	-	-	-	-
40			A_43501 Federal Appropriations	-	-	-	-
41			A_B4400 Other Operating Revenue	-	-	-	-
42			A_B5000 Non Operating Revenues	-	-	-	-
43	A_B5100 Appropriations		-	-	-	-	
44	A_B5300 Gifts		-	-	-	-	
45	A_B5500 Investment Income		-	-	-	-	
46	A_B5600 Other Non Operating Revenues		-	-	-	-	
47			Total_Revenue Revenue	-	-	-	-
48			A_B6000 Salaries, Wages & Benefits	-	-	-	-
49			A_B6200 Services & Fees	-	-	-	-
50			A_B6300 Travel	-	-	-	-
51			A_B6400 Supplies	-	-	-	-
52			A_B6450 Utilities	-	-	-	-
53			A_B6500 Repairs & Maintenance	-	-	-	-
54			A_B6550 Rentals & Leases	-	-	-	-
55			A_B6575 Interest Expense	-	-	-	-
56			A_B6600 Claims & Judgements	-	-	-	-
57			A_B6650 Other Expense	-	-	-	-
58			A_B6700 Subcontracts	-	-	-	-
59			A_B6900 Depreciation & Amortization	-	-	-	-
60			A_B7000 Capital Expense	-	-	-	-
61			A_B7200 Discontinued Operations	-	-	-	-
62			A_B7500 Other Non Operating Expenses	-	-	-	-
63			A_B7600 Internal Allocations & Sales	-	-	-	-
64			A_B7700 Funding Tranfers	-	-	-	-
65			Total_Expenses Expenses	-	-	-	-
66			Statement of Activities Net Result	-	-	-	-


	A	B	C	D	E	F
1						
2	O_50001: Institutional Advancement & UW Foundation					
3	Board of Trustees Report					
4	O_50001: Institutional Advancement & UW Foundation					
5				FY18	FY19	
6	Fund Class - Source	Summary Level Natural Accounts	Budget	Actual through March	Budget	Variance FY18 Budget to FY19 Budget
67		A_B4000 Tuition & Educational Fees	-	-	-	-
68		A_B4100 Sales of Goods & Services	-	-	-	-
69		A_B4300 Grants & Contracts	-	-	-	-
70		A_43501 Federal Appropriations	-	-	-	-
71		A_B4400 Other Operating Revenue	-	-	-	-
72		A_B5000 Non Operating Revenues	-	-	-	-
73		A_B5100 Appropriations	-	-	-	-
74		A_B5300 Gifts	-	(26,848)	(154,808)	(154,808)
75		A_B5500 Investment Income	-	-	-	-
76		A_B5600 Other Non Operating Revenues	-	-	-	-
77		Total_Revenue Revenue	-	(26,848)	(154,808)	(154,808)
78		A_B6000 Salaries, Wages & Benefits	-	-	139,097	139,097
79		A_B6200 Services & Fees	-	-	-	-
80		A_B6300 Travel	-	25,766	15,711	15,711
81	FC_B30 Restr Expendable Op	A_B6400 Supplies	-	-	-	-
82		A_B6450 Utilities	-	-	-	-
83		A_B6500 Repairs & Maintenance	-	-	-	-
84		A_B6550 Rentals & Leases	-	-	-	-
85		A_B6575 Interest Expense	-	-	-	-
86		A_B6600 Claims & Judgements	-	-	-	-
87		A_B6650 Other Expense	-	-	-	-
88		A_B6700 Subcontracts	-	-	-	-
89		A_B6900 Depreciation & Amortization	-	-	-	-
90		A_B7000 Capital Expense	-	-	-	-
91		A_B7200 Discontinued Operations	-	-	-	-
92		A_B7500 Other Non Operating Expenses	-	-	-	-
93		A_B7600 Internal Allocations & Sales	-	-	-	-
94		A_B7700 Funding Tranfers	-	-	-	-
95			Total_Expenses Expenses	-	25,766	154,808
96		Statement of Activities Net Result	-	(1,083)	-	-
97		A_B4000 Tuition & Educational Fees	-	-	-	-
98		A_B4100 Sales of Goods & Services	-	-	-	-
99		A_B4300 Grants & Contracts	-	-	-	-
100		A_43501 Federal Appropriations	-	-	-	-
101		A_B4400 Other Operating Revenue	-	-	-	-
102		A_B5000 Non Operating Revenues	-	-	-	-
103		A_B5100 Appropriations	-	-	-	-
104		A_B5300 Gifts	-	-	-	-
105		A_B5500 Investment Income	-	-	-	-
106		A_B5600 Other Non Operating Revenues	-	-	-	-
107		Total_Revenue Revenue	-	-	-	-
108		A_B6000 Salaries, Wages & Benefits	-	-	-	-
109		A_B6200 Services & Fees	-	-	-	-
110		A_B6300 Travel	-	-	-	-
111	FC_B35 Restr Expendable Non Op	A_B6400 Supplies	-	-	-	-
112		A_B6450 Utilities	-	-	-	-
113		A_B6500 Repairs & Maintenance	-	-	-	-
114		A_B6550 Rentals & Leases	-	-	-	-
115		A_B6575 Interest Expense	-	-	-	-
116		A_B6600 Claims & Judgements	-	-	-	-
117		A_B6650 Other Expense	-	-	-	-
118		A_B6700 Subcontracts	-	-	-	-
119		A_B6900 Depreciation & Amortization	-	-	-	-
120		A_B7000 Capital Expense	-	-	-	-
121		A_B7200 Discontinued Operations	-	-	-	-
122		A_B7500 Other Non Operating Expenses	-	-	-	-
123		A_B7600 Internal Allocations & Sales	-	-	-	-
124		A_B7700 Funding Tranfers	-	-	-	-
125			Total_Expenses Expenses	-	-	-
126		Statement of Activities Net Result	-	-	-	-

	A	B	C	D	E	F
1						
2	O_50001: Institutional Advancement & UW Foundation					
3	Board of Trustees Report					
4	O_50001: Institutional Advancement & UW Foundation					
5			FY18		FY19	
6	Fund Class - Source	Summary Level Natural Accounts	Budget	Actual through March	Budget	Variance FY18 Budget to FY19 Budget
127		A_B4000 Tuition & Educational Fees	-	-	-	-
128		A_B4100 Sales of Goods & Services	-	-	-	-
129		A_B4300 Grants & Contracts	-	-	-	-
130		A_43501 Federal Appropriations	-	-	-	-
131		A_B4400 Other Operating Revenue	-	-	-	-
132		A_B5000 Non Operating Revenues	-	-	-	-
133		A_B5100 Appropriations	-	-	-	-
134		A_B5300 Gifts	-	-	-	-
135		A_B5500 Investment Income	-	-	-	-
136		A_B5600 Other Non Operating Revenues	-	-	-	-
137		Total_Revenue Revenue	-	-	-	-
138		A_B6000 Salaries, Wages & Benefits	-	-	-	-
139		A_B6200 Services & Fees	-	-	-	-
140		A_B6300 Travel	-	-	-	-
141	FC_B40 Restr	A_B6400 Supplies	-	-	-	-
142	Grants	A_B6450 Utilities	-	-	-	-
143		A_B6500 Repairs & Maintenance	-	-	-	-
144		A_B6550 Rentals & Leases	-	-	-	-
145		A_B6575 Interest Expense	-	-	-	-
146		A_B6600 Claims & Judgements	-	-	-	-
147		A_B6650 Other Expense	-	-	-	-
148		A_B6700 Subcontracts	-	-	-	-
149		A_B6900 Depreciation & Amortization	-	-	-	-
150		A_B7000 Capital Expense	-	-	-	-
151		A_B7200 Discontinued Operations	-	-	-	-
152		A_B7500 Other Non Operating Expenses	-	-	-	-
153		A_B7600 Internal Allocations & Sales	-	-	-	-
154		A_B7700 Funding Tranfers	-	-	-	-
155		Total_Expenses Expenses	-	-	-	-
156		Statement of Activities Net Result	-	-	-	-
157		A_B4000 Tuition & Educational Fees	-	-	-	-
158		A_B4100 Sales of Goods & Services	-	-	-	-
159		A_B4300 Grants & Contracts	-	-	-	-
160		A_43501 Federal Appropriations	-	-	-	-
161		A_B4400 Other Operating Revenue	-	-	-	-
162		A_B5000 Non Operating Revenues	-	-	-	-
163		A_B5100 Appropriations	-	-	-	-
164		A_B5300 Gifts	-	-	-	-
165		A_B5500 Investment Income	-	-	-	-
166		A_B5600 Other Non Operating Revenues	-	-	-	-
167		Total_Revenue Revenue	-	-	-	-
168		A_B6000 Salaries, Wages & Benefits	-	-	-	-
169		A_B6200 Services & Fees	-	-	-	-
170		A_B6300 Travel	-	-	-	-
171	FC_B45 Restr	A_B6400 Supplies	-	-	-	-
172	Govt Funds	A_B6450 Utilities	-	-	-	-
173		A_B6500 Repairs & Maintenance	-	-	-	-
174		A_B6550 Rentals & Leases	-	-	-	-
175		A_B6575 Interest Expense	-	-	-	-
176		A_B6600 Claims & Judgements	-	-	-	-
177		A_B6650 Other Expense	-	-	-	-
178		A_B6700 Subcontracts	-	-	-	-
179		A_B6900 Depreciation & Amortization	-	-	-	-
180		A_B7000 Capital Expense	-	-	-	-
181		A_B7200 Discontinued Operations	-	-	-	-
182		A_B7500 Other Non Operating Expenses	-	-	-	-
183		A_B7600 Internal Allocations & Sales	-	-	-	-
184		A_B7700 Funding Tranfers	-	-	-	-
185		Total_Expenses Expenses	-	-	-	-
186		Statement of Activities Net Result	-	-	-	-


	A	B	C	D	E	F	
1							
2	O_B6000: Public Relations and Institutional Marketing Division						
3	Board of Trustees Report						
4	O_B6000: Public Relations and Institutional Marketing Division						
5			FY18		FY19		
6	Fund Class - Source	Summary Level Natural Accounts	Budget	Actual through March	Budget	Variance FY18 Budget to FY19 Budget	
7	FC_105 Unrestricted Operating Class	A_B4000 Tuition & Educational Fees	-	-	-	-	
8		A_B4100 Sales of Goods & Services	-	-	-	-	
9		A_B4300 Grants & Contracts	-	-	-	-	
10		A_43501 Federal Appropriations	-	-	-	-	
11		A_B4400 Other Operating Revenue	(26,000)	(23,801)	(35,600)	(9,600)	
12		A_B5000 Non Operating Revenues	-	-	-	-	
13		A_B5100 Appropriations	-	-	-	-	
14		A_B5300 Gifts	(23,720)	(24,720)	(24,720)	(1,000)	
15		A_B5500 Investment Income	-	-	-	-	
16		A_B5600 Other Non Operating Revenues	(7,100)	-	-	7,100	
17			Total_Revenue Revenue	(56,820)	(48,521)	(60,320)	(3,500)
18			A_B6000 Salaries, Wages & Benefits	1,575,142	1,147,210	1,665,259	90,117
19			A_B6200 Services & Fees	173,277	519,664	483,377	310,100
20			A_B6300 Travel	12,700	19,231	22,950	10,250
21			A_B6400 Supplies	311,332	83,946	111,894	(199,438)
22			A_B6450 Utilities	850	604	850	-
23			A_B6500 Repairs & Maintenance	-	320	-	-
24			A_B6550 Rentals & Leases	-	31,455	1,200	1,200
25			A_B6575 Interest Expense	-	-	-	-
26			A_B6600 Claims & Judgements	-	-	-	-
27			A_B6650 Other Expense	248,500	22,158	85,585	(162,915)
28			A_B6700 Subcontracts	-	-	-	-
29			A_B6900 Depreciation & Amortization	-	-	-	-
30			A_B7000 Capital Expense	-	16,702	-	-
31			A_B7200 Discontinued Operations	-	-	-	-
32			A_B7500 Other Non Operating Expenses	-	-	-	-
33			A_B7600 Internal Allocations & Sales	-	(53,474)	(9,523)	(9,523)
34			A_B7700 Funding Tranfers	(28,722)	-	(10,000)	18,722
35			Total_Expenses Expenses	2,293,079	1,787,816	2,351,592	58,514
36			Statement of Activities Net Result	2,236,259	1,739,295	2,291,272	55,014
37		FC_B20 Designated Op	A_B4000 Tuition & Educational Fees	-	-	-	-
38			A_B4100 Sales of Goods & Services	-	-	-	-
39			A_B4300 Grants & Contracts	-	-	-	-
40			A_43501 Federal Appropriations	-	-	-	-
41			A_B4400 Other Operating Revenue	-	-	-	-
42			A_B5000 Non Operating Revenues	-	-	-	-
43	A_B5100 Appropriations		-	-	-	-	
44	A_B5300 Gifts		-	-	-	-	
45	A_B5500 Investment Income		-	-	-	-	
46	A_B5600 Other Non Operating Revenues		-	-	-	-	
47			Total_Revenue Revenue	-	-	-	-
48			A_B6000 Salaries, Wages & Benefits	-	-	-	-
49			A_B6200 Services & Fees	-	-	-	-
50			A_B6300 Travel	-	-	-	-
51			A_B6400 Supplies	-	-	-	-
52			A_B6450 Utilities	-	-	-	-
53			A_B6500 Repairs & Maintenance	-	-	-	-
54			A_B6550 Rentals & Leases	-	-	-	-
55			A_B6575 Interest Expense	-	-	-	-
56			A_B6600 Claims & Judgements	-	-	-	-
57			A_B6650 Other Expense	-	-	-	-
58			A_B6700 Subcontracts	-	-	-	-
59			A_B6900 Depreciation & Amortization	-	-	-	-
60			A_B7000 Capital Expense	-	-	-	-
61			A_B7200 Discontinued Operations	-	-	-	-
62			A_B7500 Other Non Operating Expenses	-	-	-	-
63			A_B7600 Internal Allocations & Sales	-	-	-	-
64			A_B7700 Funding Tranfers	-	-	-	-
65			Total_Expenses Expenses	-	-	-	-
66			Statement of Activities Net Result	-	-	-	-


	A	B	C	D	E	F
1						
2	O_B6000: Public Relations and Institutional Marketing Division					
3	Board of Trustees Report					
4	O_B6000: Public Relations and Institutional Marketing Division					
5			FY18		FY19	
6	Fund Class - Source	Summary Level Natural Accounts	Budget	Actual through March	Budget	Variance FY18 Budget to FY19 Budget
67		A_B4000 Tuition & Educational Fees	-	-	-	-
68		A_B4100 Sales of Goods & Services	-	-	-	-
69		A_B4300 Grants & Contracts	-	-	-	-
70		A_43501 Federal Appropriations	-	-	-	-
71		A_B4400 Other Operating Revenue	-	-	-	-
72		A_B5000 Non Operating Revenues	-	-	-	-
73		A_B5100 Appropriations	-	-	-	-
74		A_B5300 Gifts	-	-	-	-
75		A_B5500 Investment Income	-	-	-	-
76		A_B5600 Other Non Operating Revenues	-	-	-	-
77		Total_Revenue Revenue	-	-	-	-
78		A_B6000 Salaries, Wages & Benefits	-	-	-	-
79		A_B6200 Services & Fees	-	-	-	-
80		A_B6300 Travel	-	-	-	-
81	FC_B30 Restr	A_B6400 Supplies	-	-	-	-
82	Expendable Op	A_B6450 Utilities	-	-	-	-
83		A_B6500 Repairs & Maintenance	-	-	-	-
84		A_B6550 Rentals & Leases	-	-	-	-
85		A_B6575 Interest Expense	-	-	-	-
86		A_B6600 Claims & Judgements	-	-	-	-
87		A_B6650 Other Expense	-	-	-	-
88		A_B6700 Subcontracts	-	-	-	-
89		A_B6900 Depreciation & Amortization	-	-	-	-
90		A_B7000 Capital Expense	-	-	-	-
91		A_B7200 Discontinued Operations	-	-	-	-
92		A_B7500 Other Non Operating Expenses	-	-	-	-
93		A_B7600 Internal Allocations & Sales	-	-	-	-
94		A_B7700 Funding Tranfers	-	-	-	-
95		Total_Expenses Expenses	-	-	-	-
96		Statement of Activities Net Result	-	-	-	-
97		A_B4000 Tuition & Educational Fees	-	-	-	-
98		A_B4100 Sales of Goods & Services	-	-	-	-
99		A_B4300 Grants & Contracts	-	-	-	-
100		A_43501 Federal Appropriations	-	-	-	-
101		A_B4400 Other Operating Revenue	-	-	-	-
102		A_B5000 Non Operating Revenues	-	-	-	-
103		A_B5100 Appropriations	-	-	-	-
104		A_B5300 Gifts	-	-	-	-
105		A_B5500 Investment Income	-	-	-	-
106		A_B5600 Other Non Operating Revenues	-	-	-	-
107		Total_Revenue Revenue	-	-	-	-
108		A_B6000 Salaries, Wages & Benefits	-	-	-	-
109		A_B6200 Services & Fees	-	-	-	-
110		A_B6300 Travel	-	-	-	-
111	FC_B35 Restr	A_B6400 Supplies	-	-	-	-
112	Expendable Non Op	A_B6450 Utilities	-	-	-	-
113		A_B6500 Repairs & Maintenance	-	-	-	-
114		A_B6550 Rentals & Leases	-	-	-	-
115		A_B6575 Interest Expense	-	-	-	-
116		A_B6600 Claims & Judgements	-	-	-	-
117		A_B6650 Other Expense	-	-	-	-
118		A_B6700 Subcontracts	-	-	-	-
119		A_B6900 Depreciation & Amortization	-	-	-	-
120		A_B7000 Capital Expense	-	-	-	-
121		A_B7200 Discontinued Operations	-	-	-	-
122		A_B7500 Other Non Operating Expenses	-	-	-	-
123		A_B7600 Internal Allocations & Sales	-	-	-	-
124		A_B7700 Funding Tranfers	-	-	-	-
125		Total_Expenses Expenses	-	-	-	-
126		Statement of Activities Net Result	-	-	-	-

	A	B	C	D	E	F
1						
2	O_B6000: Public Relations and Institutional Marketing Division					
3	Board of Trustees Report					
4	O_B6000: Public Relations and Institutional Marketing Division					
5			FY18		FY19	
6	Fund Class - Source	Summary Level Natural Accounts	Budget	Actual through March	Budget	Variance FY18 Budget to FY19 Budget
127		A_B4000 Tuition & Educational Fees	-	-	-	-
128		A_B4100 Sales of Goods & Services	-	-	-	-
129		A_B4300 Grants & Contracts	-	-	-	-
130		A_43501 Federal Appropriations	-	-	-	-
131		A_B4400 Other Operating Revenue	-	-	-	-
132		A_B5000 Non Operating Revenues	-	-	-	-
133		A_B5100 Appropriations	-	-	-	-
134		A_B5300 Gifts	-	-	-	-
135		A_B5500 Investment Income	-	-	-	-
136		A_B5600 Other Non Operating Revenues	-	-	-	-
137		Total_Revenue Revenue	-	-	-	-
138		A_B6000 Salaries, Wages & Benefits	-	-	-	-
139		A_B6200 Services & Fees	-	-	-	-
140		A_B6300 Travel	-	-	-	-
141	FC_B40 Restr	A_B6400 Supplies	-	-	-	-
142	Grants	A_B6450 Utilities	-	-	-	-
143		A_B6500 Repairs & Maintenance	-	-	-	-
144		A_B6550 Rentals & Leases	-	-	-	-
145		A_B6575 Interest Expense	-	-	-	-
146		A_B6600 Claims & Judgements	-	-	-	-
147		A_B6650 Other Expense	-	-	-	-
148		A_B6700 Subcontracts	-	-	-	-
149		A_B6900 Depreciation & Amortization	-	-	-	-
150		A_B7000 Capital Expense	-	-	-	-
151		A_B7200 Discontinued Operations	-	-	-	-
152		A_B7500 Other Non Operating Expenses	-	-	-	-
153		A_B7600 Internal Allocations & Sales	-	-	-	-
154		A_B7700 Funding Tranfers	-	-	-	-
155		Total_Expenses Expenses	-	-	-	-
156		Statement of Activities Net Result	-	-	-	-
157		A_B4000 Tuition & Educational Fees	-	-	-	-
158		A_B4100 Sales of Goods & Services	-	-	-	-
159		A_B4300 Grants & Contracts	-	-	-	-
160		A_43501 Federal Appropriations	-	-	-	-
161		A_B4400 Other Operating Revenue	-	-	-	-
162		A_B5000 Non Operating Revenues	-	-	-	-
163		A_B5100 Appropriations	-	-	-	-
164		A_B5300 Gifts	-	-	-	-
165		A_B5500 Investment Income	-	-	-	-
166		A_B5600 Other Non Operating Revenues	-	-	-	-
167		Total_Revenue Revenue	-	-	-	-
168		A_B6000 Salaries, Wages & Benefits	-	-	-	-
169		A_B6200 Services & Fees	-	-	-	-
170		A_B6300 Travel	-	-	-	-
171	FC_B45 Restr	A_B6400 Supplies	-	-	-	-
172	Govt Funds	A_B6450 Utilities	-	-	-	-
173		A_B6500 Repairs & Maintenance	-	-	-	-
174		A_B6550 Rentals & Leases	-	-	-	-
175		A_B6575 Interest Expense	-	-	-	-
176		A_B6600 Claims & Judgements	-	-	-	-
177		A_B6650 Other Expense	-	-	-	-
178		A_B6700 Subcontracts	-	-	-	-
179		A_B6900 Depreciation & Amortization	-	-	-	-
180		A_B7000 Capital Expense	-	-	-	-
181		A_B7200 Discontinued Operations	-	-	-	-
182		A_B7500 Other Non Operating Expenses	-	-	-	-
183		A_B7600 Internal Allocations & Sales	-	-	-	-
184		A_B7700 Funding Tranfers	-	-	-	-
185		Total_Expenses Expenses	-	-	-	-
186		Statement of Activities Net Result	-	-	-	-


	A	B	C	D	E	F	
1							
2	O_61001: University Public Relations						
3	Board of Trustees Report						
4	O_61001: University Public Relations						
5			FY18		FY19		
6	Fund Class - Source	Summary Level Natural Accounts	Budget	Actual through March	Budget	Variance FY18 Budget to FY19 Budget	
7	FC_105 Unrestricted Operating Class	A_B4000 Tuition & Educational Fees	-	-	-	-	
8		A_B4100 Sales of Goods & Services	-	-	-	-	
9		A_B4300 Grants & Contracts	-	-	-	-	
10		A_43501 Federal Appropriations	-	-	-	-	
11		A_B4400 Other Operating Revenue	-	-	-	-	
12		A_B5000 Non Operating Revenues	-	-	-	-	
13		A_B5100 Appropriations	-	-	-	-	
14		A_B5300 Gifts	-	-	-	-	
15		A_B5500 Investment Income	-	-	-	-	
16		A_B5600 Other Non Operating Revenues	-	-	-	-	
17			Total Revenue Revenue	-	-	-	-
18			A_B6000 Salaries, Wages & Benefits	1,271,096	919,713	1,339,251	68,154
19			A_B6200 Services & Fees	127,000	79,934	54,880	(72,120)
20			A_B6300 Travel	9,500	12,672	10,450	950
21			A_B6400 Supplies	43,262	28,934	60,076	16,814
22			A_B6450 Utilities	850	604	850	-
23			A_B6500 Repairs & Maintenance	-	320	-	-
24			A_B6550 Rentals & Leases	-	258	1,200	1,200
25			A_B6575 Interest Expense	-	-	-	-
26			A_B6600 Claims & Judgements	-	-	-	-
27			A_B6650 Other Expense	3,500	13,089	1,500	(2,000)
28			A_B6700 Subcontracts	-	-	-	-
29			A_B6900 Depreciation & Amortization	-	-	-	-
30			A_B7000 Capital Expense	-	-	-	-
31			A_B7200 Discontinued Operations	-	-	-	-
32			A_B7500 Other Non Operating Expenses	-	-	-	-
33			A_B7600 Internal Allocations & Sales	-	18,785	16,258	16,258
34			A_B7700 Funding Tranfers	-	-	-	-
35			Total Expenses Expenses	1,455,208	1,074,308	1,484,465	29,256
36			Statement of Activities Net Result	1,455,208	1,074,308	1,484,465	29,256
37		FC_B20 Designated Op	A_B4000 Tuition & Educational Fees	-	-	-	-
38			A_B4100 Sales of Goods & Services	-	-	-	-
39			A_B4300 Grants & Contracts	-	-	-	-
40			A_43501 Federal Appropriations	-	-	-	-
41			A_B4400 Other Operating Revenue	-	-	-	-
42			A_B5000 Non Operating Revenues	-	-	-	-
43	A_B5100 Appropriations		-	-	-	-	
44	A_B5300 Gifts		-	-	-	-	
45	A_B5500 Investment Income		-	-	-	-	
46	A_B5600 Other Non Operating Revenues		-	-	-	-	
47			Total Revenue Revenue	-	-	-	-
48			A_B6000 Salaries, Wages & Benefits	-	-	-	-
49			A_B6200 Services & Fees	-	-	-	-
50			A_B6300 Travel	-	-	-	-
51			A_B6400 Supplies	-	-	-	-
52			A_B6450 Utilities	-	-	-	-
53			A_B6500 Repairs & Maintenance	-	-	-	-
54			A_B6550 Rentals & Leases	-	-	-	-
55			A_B6575 Interest Expense	-	-	-	-
56			A_B6600 Claims & Judgements	-	-	-	-
57			A_B6650 Other Expense	-	-	-	-
58			A_B6700 Subcontracts	-	-	-	-
59			A_B6900 Depreciation & Amortization	-	-	-	-
60			A_B7000 Capital Expense	-	-	-	-
61			A_B7200 Discontinued Operations	-	-	-	-
62			A_B7500 Other Non Operating Expenses	-	-	-	-
63			A_B7600 Internal Allocations & Sales	-	-	-	-
64			A_B7700 Funding Tranfers	-	-	-	-
65			Total Expenses Expenses	-	-	-	-
66			Statement of Activities Net Result	-	-	-	-


	A	B	C	D	E	F
1						
2	O_61001: University Public Relations					
3	Board of Trustees Report					
4	O_61001: University Public Relations					
5			FY18		FY19	
6	Fund Class - Source	Summary Level Natural Accounts	Budget	Actual through March	Budget	Variance FY18 Budget to FY19 Budget
67		A_B4000 Tuition & Educational Fees	-	-	-	-
68		A_B4100 Sales of Goods & Services	-	-	-	-
69		A_B4300 Grants & Contracts	-	-	-	-
70		A_43501 Federal Appropriations	-	-	-	-
71		A_B4400 Other Operating Revenue	-	-	-	-
72		A_B5000 Non Operating Revenues	-	-	-	-
73		A_B5100 Appropriations	-	-	-	-
74		A_B5300 Gifts	-	-	-	-
75		A_B5500 Investment Income	-	-	-	-
76		A_B5600 Other Non Operating Revenues	-	-	-	-
77		Total_Revenue Revenue	-	-	-	-
78		A_B6000 Salaries, Wages & Benefits	-	-	-	-
79		A_B6200 Services & Fees	-	-	-	-
80		A_B6300 Travel	-	-	-	-
81	FC_B30 Restr	A_B6400 Supplies	-	-	-	-
82	Expendable Op	A_B6450 Utilities	-	-	-	-
83		A_B6500 Repairs & Maintenance	-	-	-	-
84		A_B6550 Rentals & Leases	-	-	-	-
85		A_B6575 Interest Expense	-	-	-	-
86		A_B6600 Claims & Judgements	-	-	-	-
87		A_B6650 Other Expense	-	-	-	-
88		A_B6700 Subcontracts	-	-	-	-
89		A_B6900 Depreciation & Amortization	-	-	-	-
90		A_B7000 Capital Expense	-	-	-	-
91		A_B7200 Discontinued Operations	-	-	-	-
92		A_B7500 Other Non Operating Expenses	-	-	-	-
93		A_B7600 Internal Allocations & Sales	-	-	-	-
94		A_B7700 Funding Tranfers	-	-	-	-
95		Total_Expenses Expenses	-	-	-	-
96		Statement of Activities Net Result	-	-	-	-
97		A_B4000 Tuition & Educational Fees	-	-	-	-
98		A_B4100 Sales of Goods & Services	-	-	-	-
99		A_B4300 Grants & Contracts	-	-	-	-
100		A_43501 Federal Appropriations	-	-	-	-
101		A_B4400 Other Operating Revenue	-	-	-	-
102		A_B5000 Non Operating Revenues	-	-	-	-
103		A_B5100 Appropriations	-	-	-	-
104		A_B5300 Gifts	-	-	-	-
105		A_B5500 Investment Income	-	-	-	-
106		A_B5600 Other Non Operating Revenues	-	-	-	-
107		Total_Revenue Revenue	-	-	-	-
108		A_B6000 Salaries, Wages & Benefits	-	-	-	-
109		A_B6200 Services & Fees	-	-	-	-
110		A_B6300 Travel	-	-	-	-
111	FC_B35 Restr	A_B6400 Supplies	-	-	-	-
112	Expendable Non Op	A_B6450 Utilities	-	-	-	-
113		A_B6500 Repairs & Maintenance	-	-	-	-
114		A_B6550 Rentals & Leases	-	-	-	-
115		A_B6575 Interest Expense	-	-	-	-
116		A_B6600 Claims & Judgements	-	-	-	-
117		A_B6650 Other Expense	-	-	-	-
118		A_B6700 Subcontracts	-	-	-	-
119		A_B6900 Depreciation & Amortization	-	-	-	-
120		A_B7000 Capital Expense	-	-	-	-
121		A_B7200 Discontinued Operations	-	-	-	-
122		A_B7500 Other Non Operating Expenses	-	-	-	-
123		A_B7600 Internal Allocations & Sales	-	-	-	-
124		A_B7700 Funding Tranfers	-	-	-	-
125		Total_Expenses Expenses	-	-	-	-
126		Statement of Activities Net Result	-	-	-	-


	A	B	C	D	E	F
1						
2	O_61001: University Public Relations					
3	Board of Trustees Report					
4	O_61001: University Public Relations					
5			FY18		FY19	
6	Fund Class - Source	Summary Level Natural Accounts	Budget	Actual through March	Budget	Variance FY18 Budget to FY19 Budget
127		A_B4000 Tuition & Educational Fees	-	-	-	-
128		A_B4100 Sales of Goods & Services	-	-	-	-
129		A_B4300 Grants & Contracts	-	-	-	-
130		A_43501 Federal Appropriations	-	-	-	-
131		A_B4400 Other Operating Revenue	-	-	-	-
132		A_B5000 Non Operating Revenues	-	-	-	-
133		A_B5100 Appropriations	-	-	-	-
134		A_B5300 Gifts	-	-	-	-
135		A_B5500 Investment Income	-	-	-	-
136		A_B5600 Other Non Operating Revenues	-	-	-	-
137		Total_Revenue Revenue	-	-	-	-
138		A_B6000 Salaries, Wages & Benefits	-	-	-	-
139		A_B6200 Services & Fees	-	-	-	-
140		A_B6300 Travel	-	-	-	-
141	FC_B40 Restr	A_B6400 Supplies	-	-	-	-
142	Grants	A_B6450 Utilities	-	-	-	-
143		A_B6500 Repairs & Maintenance	-	-	-	-
144		A_B6550 Rentals & Leases	-	-	-	-
145		A_B6575 Interest Expense	-	-	-	-
146		A_B6600 Claims & Judgements	-	-	-	-
147		A_B6650 Other Expense	-	-	-	-
148		A_B6700 Subcontracts	-	-	-	-
149		A_B6900 Depreciation & Amortization	-	-	-	-
150		A_B7000 Capital Expense	-	-	-	-
151		A_B7200 Discontinued Operations	-	-	-	-
152		A_B7500 Other Non Operating Expenses	-	-	-	-
153		A_B7600 Internal Allocations & Sales	-	-	-	-
154		A_B7700 Funding Tranfers	-	-	-	-
155		Total_Expenses Expenses	-	-	-	-
156		Statement of Activities Net Result	-	-	-	-
157		A_B4000 Tuition & Educational Fees	-	-	-	-
158		A_B4100 Sales of Goods & Services	-	-	-	-
159		A_B4300 Grants & Contracts	-	-	-	-
160		A_43501 Federal Appropriations	-	-	-	-
161		A_B4400 Other Operating Revenue	-	-	-	-
162		A_B5000 Non Operating Revenues	-	-	-	-
163		A_B5100 Appropriations	-	-	-	-
164		A_B5300 Gifts	-	-	-	-
165		A_B5500 Investment Income	-	-	-	-
166		A_B5600 Other Non Operating Revenues	-	-	-	-
167		Total_Revenue Revenue	-	-	-	-
168		A_B6000 Salaries, Wages & Benefits	-	-	-	-
169		A_B6200 Services & Fees	-	-	-	-
170		A_B6300 Travel	-	-	-	-
171	FC_B45 Restr	A_B6400 Supplies	-	-	-	-
172	Govt Funds	A_B6450 Utilities	-	-	-	-
173		A_B6500 Repairs & Maintenance	-	-	-	-
174		A_B6550 Rentals & Leases	-	-	-	-
175		A_B6575 Interest Expense	-	-	-	-
176		A_B6600 Claims & Judgements	-	-	-	-
177		A_B6650 Other Expense	-	-	-	-
178		A_B6700 Subcontracts	-	-	-	-
179		A_B6900 Depreciation & Amortization	-	-	-	-
180		A_B7000 Capital Expense	-	-	-	-
181		A_B7200 Discontinued Operations	-	-	-	-
182		A_B7500 Other Non Operating Expenses	-	-	-	-
183		A_B7600 Internal Allocations & Sales	-	-	-	-
184		A_B7700 Funding Tranfers	-	-	-	-
185		Total_Expenses Expenses	-	-	-	-
186		Statement of Activities Net Result	-	-	-	-


	A	B	C	D	E	F	
1							
2	O_61002: Institutional Marketing						
3	Board of Trustees Report						
4	O_61002: Institutional Marketing						
5			FY18		FY19		
6	Fund Class - Source	Summary Level Natural Accounts	Budget	Actual through March	Budget	Variance FY18 Budget to FY19 Budget	
7	FC_105 Unrestricted Operating Class	A_B4000 Tuition & Educational Fees	-	-	-	-	
8		A_B4100 Sales of Goods & Services	-	-	-	-	
9		A_B4300 Grants & Contracts	-	-	-	-	
10		A_43501 Federal Appropriations	-	-	-	-	
11		A_B4400 Other Operating Revenue	(26,000)	(23,801)	(35,600)	(9,600)	
12		A_B5000 Non Operating Revenues	-	-	-	-	
13		A_B5100 Appropriations	-	-	-	-	
14		A_B5300 Gifts	(23,720)	(24,720)	(24,720)	(1,000)	
15		A_B5500 Investment Income	-	-	-	-	
16		A_B5600 Other Non Operating Revenues	(7,100)	-	-	7,100	
17			Total_Revenue Revenue	(56,820)	(48,521)	(60,320)	(3,500)
18			A_B6000 Salaries, Wages & Benefits	304,045	227,497	326,008	21,963
19			A_B6200 Services & Fees	46,277	439,730	428,497	382,220
20			A_B6300 Travel	3,200	6,558	12,500	9,300
21			A_B6400 Supplies	268,070	55,012	51,818	(216,252)
22			A_B6450 Utilities	-	-	-	-
23			A_B6500 Repairs & Maintenance	-	-	-	-
24			A_B6550 Rentals & Leases	-	31,197	-	-
25			A_B6575 Interest Expense	-	-	-	-
26			A_B6600 Claims & Judgements	-	-	-	-
27			A_B6650 Other Expense	245,000	9,070	84,085	(160,915)
28			A_B6700 Subcontracts	-	-	-	-
29			A_B6900 Depreciation & Amortization	-	-	-	-
30			A_B7000 Capital Expense	-	16,702	-	-
31			A_B7200 Discontinued Operations	-	-	-	-
32			A_B7500 Other Non Operating Expenses	-	-	-	-
33			A_B7600 Internal Allocations & Sales	-	(72,259)	(25,781)	(25,781)
34			A_B7700 Funding Tranfers	(28,722)	-	(10,000)	18,722
35			Total_Expenses Expenses	837,870	713,508	867,128	29,257
36			Statement of Activities Net Result	781,050	664,987	806,808	25,757
37		FC_B20 Designated Op	A_B4000 Tuition & Educational Fees	-	-	-	-
38			A_B4100 Sales of Goods & Services	-	-	-	-
39			A_B4300 Grants & Contracts	-	-	-	-
40			A_43501 Federal Appropriations	-	-	-	-
41			A_B4400 Other Operating Revenue	-	-	-	-
42			A_B5000 Non Operating Revenues	-	-	-	-
43	A_B5100 Appropriations		-	-	-	-	
44	A_B5300 Gifts		-	-	-	-	
45	A_B5500 Investment Income		-	-	-	-	
46	A_B5600 Other Non Operating Revenues		-	-	-	-	
47			Total_Revenue Revenue	-	-	-	-
48			A_B6000 Salaries, Wages & Benefits	-	-	-	-
49			A_B6200 Services & Fees	-	-	-	-
50			A_B6300 Travel	-	-	-	-
51			A_B6400 Supplies	-	-	-	-
52			A_B6450 Utilities	-	-	-	-
53			A_B6500 Repairs & Maintenance	-	-	-	-
54			A_B6550 Rentals & Leases	-	-	-	-
55			A_B6575 Interest Expense	-	-	-	-
56			A_B6600 Claims & Judgements	-	-	-	-
57			A_B6650 Other Expense	-	-	-	-
58			A_B6700 Subcontracts	-	-	-	-
59			A_B6900 Depreciation & Amortization	-	-	-	-
60			A_B7000 Capital Expense	-	-	-	-
61			A_B7200 Discontinued Operations	-	-	-	-
62			A_B7500 Other Non Operating Expenses	-	-	-	-
63			A_B7600 Internal Allocations & Sales	-	-	-	-
64			A_B7700 Funding Tranfers	-	-	-	-
65			Total_Expenses Expenses	-	-	-	-
66			Statement of Activities Net Result	-	-	-	-


	A	B	C	D	E	F
1						
2	O_61002: Institutional Marketing					
3	Board of Trustees Report					
4	O_61002: Institutional Marketing					
5				FY18	FY19	
6	Fund Class - Source	Summary Level Natural Accounts	Budget	Actual through March	Budget	Variance FY18 Budget to FY19 Budget
67		A_B4000 Tuition & Educational Fees	-	-	-	-
68		A_B4100 Sales of Goods & Services	-	-	-	-
69		A_B4300 Grants & Contracts	-	-	-	-
70		A_43501 Federal Appropriations	-	-	-	-
71		A_B4400 Other Operating Revenue	-	-	-	-
72		A_B5000 Non Operating Revenues	-	-	-	-
73		A_B5100 Appropriations	-	-	-	-
74		A_B5300 Gifts	-	-	-	-
75		A_B5500 Investment Income	-	-	-	-
76		A_B5600 Other Non Operating Revenues	-	-	-	-
77		Total_Revenue Revenue	-	-	-	-
78		A_B6000 Salaries, Wages & Benefits	-	-	-	-
79		A_B6200 Services & Fees	-	-	-	-
80		A_B6300 Travel	-	-	-	-
81	FC_B30 Restr	A_B6400 Supplies	-	-	-	-
82	Expendable Op	A_B6450 Utilities	-	-	-	-
83		A_B6500 Repairs & Maintenance	-	-	-	-
84		A_B6550 Rentals & Leases	-	-	-	-
85		A_B6575 Interest Expense	-	-	-	-
86		A_B6600 Claims & Judgements	-	-	-	-
87		A_B6650 Other Expense	-	-	-	-
88		A_B6700 Subcontracts	-	-	-	-
89		A_B6900 Depreciation & Amortization	-	-	-	-
90		A_B7000 Capital Expense	-	-	-	-
91		A_B7200 Discontinued Operations	-	-	-	-
92		A_B7500 Other Non Operating Expenses	-	-	-	-
93		A_B7600 Internal Allocations & Sales	-	-	-	-
94		A_B7700 Funding Tranfers	-	-	-	-
95		Total_Expenses Expenses	-	-	-	-
96		Statement of Activities Net Result	-	-	-	-
97		A_B4000 Tuition & Educational Fees	-	-	-	-
98		A_B4100 Sales of Goods & Services	-	-	-	-
99		A_B4300 Grants & Contracts	-	-	-	-
100		A_43501 Federal Appropriations	-	-	-	-
101		A_B4400 Other Operating Revenue	-	-	-	-
102		A_B5000 Non Operating Revenues	-	-	-	-
103		A_B5100 Appropriations	-	-	-	-
104		A_B5300 Gifts	-	-	-	-
105		A_B5500 Investment Income	-	-	-	-
106		A_B5600 Other Non Operating Revenues	-	-	-	-
107		Total_Revenue Revenue	-	-	-	-
108		A_B6000 Salaries, Wages & Benefits	-	-	-	-
109		A_B6200 Services & Fees	-	-	-	-
110		A_B6300 Travel	-	-	-	-
111	FC_B35 Restr	A_B6400 Supplies	-	-	-	-
112	Expendable Non Op	A_B6450 Utilities	-	-	-	-
113		A_B6500 Repairs & Maintenance	-	-	-	-
114		A_B6550 Rentals & Leases	-	-	-	-
115		A_B6575 Interest Expense	-	-	-	-
116		A_B6600 Claims & Judgements	-	-	-	-
117		A_B6650 Other Expense	-	-	-	-
118		A_B6700 Subcontracts	-	-	-	-
119		A_B6900 Depreciation & Amortization	-	-	-	-
120		A_B7000 Capital Expense	-	-	-	-
121		A_B7200 Discontinued Operations	-	-	-	-
122		A_B7500 Other Non Operating Expenses	-	-	-	-
123		A_B7600 Internal Allocations & Sales	-	-	-	-
124		A_B7700 Funding Tranfers	-	-	-	-
125		Total_Expenses Expenses	-	-	-	-
126		Statement of Activities Net Result	-	-	-	-

	A	B	C	D	E	F
1						
2	O_61002: Institutional Marketing					
3	Board of Trustees Report					
4	O_61002: Institutional Marketing					
5			FY18		FY19	
6	Fund Class - Source	Summary Level Natural Accounts	Budget	Actual through March	Budget	Variance FY18 Budget to FY19 Budget
127		A_B4000 Tuition & Educational Fees	-	-	-	-
128		A_B4100 Sales of Goods & Services	-	-	-	-
129		A_B4300 Grants & Contracts	-	-	-	-
130		A_43501 Federal Appropriations	-	-	-	-
131		A_B4400 Other Operating Revenue	-	-	-	-
132		A_B5000 Non Operating Revenues	-	-	-	-
133		A_B5100 Appropriations	-	-	-	-
134		A_B5300 Gifts	-	-	-	-
135		A_B5500 Investment Income	-	-	-	-
136		A_B5600 Other Non Operating Revenues	-	-	-	-
137		Total_Revenue Revenue	-	-	-	-
138		A_B6000 Salaries, Wages & Benefits	-	-	-	-
139		A_B6200 Services & Fees	-	-	-	-
140		A_B6300 Travel	-	-	-	-
141	FC_B40 Restr	A_B6400 Supplies	-	-	-	-
142	Grants	A_B6450 Utilities	-	-	-	-
143		A_B6500 Repairs & Maintenance	-	-	-	-
144		A_B6550 Rentals & Leases	-	-	-	-
145		A_B6575 Interest Expense	-	-	-	-
146		A_B6600 Claims & Judgements	-	-	-	-
147		A_B6650 Other Expense	-	-	-	-
148		A_B6700 Subcontracts	-	-	-	-
149		A_B6900 Depreciation & Amortization	-	-	-	-
150		A_B7000 Capital Expense	-	-	-	-
151		A_B7200 Discontinued Operations	-	-	-	-
152		A_B7500 Other Non Operating Expenses	-	-	-	-
153		A_B7600 Internal Allocations & Sales	-	-	-	-
154		A_B7700 Funding Tranfers	-	-	-	-
155		Total_Expenses Expenses	-	-	-	-
156		Statement of Activities Net Result	-	-	-	-
157		A_B4000 Tuition & Educational Fees	-	-	-	-
158		A_B4100 Sales of Goods & Services	-	-	-	-
159		A_B4300 Grants & Contracts	-	-	-	-
160		A_43501 Federal Appropriations	-	-	-	-
161		A_B4400 Other Operating Revenue	-	-	-	-
162		A_B5000 Non Operating Revenues	-	-	-	-
163		A_B5100 Appropriations	-	-	-	-
164		A_B5300 Gifts	-	-	-	-
165		A_B5500 Investment Income	-	-	-	-
166		A_B5600 Other Non Operating Revenues	-	-	-	-
167		Total_Revenue Revenue	-	-	-	-
168		A_B6000 Salaries, Wages & Benefits	-	-	-	-
169		A_B6200 Services & Fees	-	-	-	-
170		A_B6300 Travel	-	-	-	-
171	FC_B45 Restr	A_B6400 Supplies	-	-	-	-
172	Govt Funds	A_B6450 Utilities	-	-	-	-
173		A_B6500 Repairs & Maintenance	-	-	-	-
174		A_B6550 Rentals & Leases	-	-	-	-
175		A_B6575 Interest Expense	-	-	-	-
176		A_B6600 Claims & Judgements	-	-	-	-
177		A_B6650 Other Expense	-	-	-	-
178		A_B6700 Subcontracts	-	-	-	-
179		A_B6900 Depreciation & Amortization	-	-	-	-
180		A_B7000 Capital Expense	-	-	-	-
181		A_B7200 Discontinued Operations	-	-	-	-
182		A_B7500 Other Non Operating Expenses	-	-	-	-
183		A_B7600 Internal Allocations & Sales	-	-	-	-
184		A_B7700 Funding Tranfers	-	-	-	-
185		Total_Expenses Expenses	-	-	-	-
186		Statement of Activities Net Result	-	-	-	-


	A	B	C	D	E	F	
1							
2	O_B7000: Research & Economic Development Division						
3	Board of Trustees Report						
4	O_B7000: Research & Economic Development Division						
5			FY18		FY19		
6	Fund Class - Source	Summary Level Natural Accounts	Budget	Actual through March	Budget	Variance FY18 Budget to FY19 Budget	
7	FC_105 Unrestricted Operating Class	A_B4000 Tuition & Educational Fees	-	-	48,500	48,500	
8		A_B4100 Sales of Goods & Services	(431,260)	(258,439)	(691,649)	(260,389)	
9		A_B4300 Grants & Contracts	(4,373,264)	-	(875,991)	3,497,273	
10		A_43501 Federal Appropriations	-	-	-	-	
11		A_B4400 Other Operating Revenue	(65,700)	(385,740)	(333,321)	(267,621)	
12		A_B5000 Non Operating Revenues	-	-	-	-	
13		A_B5100 Appropriations	-	-	(1,150,000)	(1,150,000)	
14		A_B5300 Gifts	-	-	-	-	
15		A_B5500 Investment Income	-	-	-	-	
16		A_B5600 Other Non Operating Revenues	-	-	-	-	
17			Total_Revenue Revenue	(4,870,224)	(644,179)	(3,002,461)	1,867,763
18			A_B6000 Salaries, Wages & Benefits	4,328,040	2,535,188	5,283,454	955,414
19			A_B6200 Services & Fees	632,824	321,228	1,180,603	547,779
20			A_B6300 Travel	104,394	18,424	177,846	73,452
21			A_B6400 Supplies	239,534	28,738	183,065	(56,469)
22			A_B6450 Utilities	132,200	44,861	108,640	(23,560)
23			A_B6500 Repairs & Maintenance	20,975	14,023	39,700	18,725
24			A_B6550 Rentals & Leases	250	8,251	7,025	6,775
25			A_B6575 Interest Expense	-	-	-	-
26			A_B6600 Claims & Judgements	-	-	-	-
27			A_B6650 Other Expense	13,570	26,992	198,862	185,292
28			A_B6700 Subcontracts	-	192	200	200
29			A_B6900 Depreciation & Amortization	-	-	-	-
30			A_B7000 Capital Expense	-	459	-	-
31			A_B7200 Discontinued Operations	-	-	-	-
32			A_B7500 Other Non Operating Expenses	3,260	-	-	(3,260)
33			A_B7600 Internal Allocations & Sales	(67,140)	1,437	(58,168)	8,972
34			A_B7700 Funding Tranfers	(216,738)	(5,500)	(952,255)	(735,517)
35			Total_Expenses Expenses	5,191,169	2,994,293	6,168,973	977,804
36			Statement of Activities Net Result	320,945	2,350,114	3,166,512	2,845,567
37		FC_B20 Designated Op	A_B4000 Tuition & Educational Fees	-	83,475	108,000	108,000
38			A_B4100 Sales of Goods & Services	-	-	(11,350)	(11,350)
39			A_B4300 Grants & Contracts	(1,045,469)	(184)	(3,231,000)	(2,185,531)
40			A_43501 Federal Appropriations	-	-	-	-
41			A_B4400 Other Operating Revenue	(2,309)	(2,442)	-	2,309
42			A_B5000 Non Operating Revenues	-	-	-	-
43	A_B5100 Appropriations		-	-	-	-	
44	A_B5300 Gifts		-	-	-	-	
45	A_B5500 Investment Income		-	-	-	-	
46	A_B5600 Other Non Operating Revenues		-	-	-	-	
47			Total_Revenue Revenue	(1,047,778)	80,850	(3,134,350)	(2,086,572)
48			A_B6000 Salaries, Wages & Benefits	436,425	977,578	2,092,978	1,656,553
49			A_B6200 Services & Fees	474,123	339,955	532,734	58,611
50			A_B6300 Travel	42,048	77,302	226,050	184,002
51			A_B6400 Supplies	1,383,035	248,431	442,416	(940,619)
52			A_B6450 Utilities	-	-	-	-
53			A_B6500 Repairs & Maintenance	-	119	230,000	230,000
54			A_B6550 Rentals & Leases	-	104,337	36,500	36,500
55			A_B6575 Interest Expense	-	-	-	-
56			A_B6600 Claims & Judgements	-	-	-	-
57			A_B6650 Other Expense	35,000	58,583	301,376	266,376
58			A_B6700 Subcontracts	-	2,114	5,000	5,000
59			A_B6900 Depreciation & Amortization	-	-	-	-
60			A_B7000 Capital Expense	-	5,420	247,500	247,500
61			A_B7200 Discontinued Operations	-	-	-	-
62			A_B7500 Other Non Operating Expenses	-	-	-	-
63			A_B7600 Internal Allocations & Sales	250,000	101,695	2,877,621	2,627,621
64			A_B7700 Funding Tranfers	(1,572,853)	350,000	(3,887,518)	(2,314,665)
65			Total_Expenses Expenses	1,047,778	2,265,533	3,104,657	2,056,879
66			Statement of Activities Net Result	-	2,346,382	(29,693)	(29,693)


	A	B	C	D	E	F
1						
2	O_B7000: Research & Economic Development Division					
3	Board of Trustees Report					
4	O_B7000: Research & Economic Development Division					
5				FY18	FY19	
6	Fund Class - Source	Summary Level Natural Accounts	Budget	Actual through March	Budget	Variance FY18 Budget to FY19 Budget
67		A_B4000 Tuition & Educational Fees	-	21,304	-	-
68		A_B4100 Sales of Goods & Services	-	-	-	-
69		A_B4300 Grants & Contracts	-	-	-	-
70		A_43501 Federal Appropriations	-	-	-	-
71		A_B4400 Other Operating Revenue	-	-	-	-
72		A_B5000 Non Operating Revenues	-	-	-	-
73		A_B5100 Appropriations	-	-	-	-
74		A_B5300 Gifts	-	(1,706,686)	(3,737,041)	(3,737,041)
75		A_B5500 Investment Income	-	-	-	-
76		A_B5600 Other Non Operating Revenues	-	-	-	-
77		Total_Revenue Revenue	-	(1,685,382)	(3,737,041)	(3,737,041)
78		A_B6000 Salaries, Wages & Benefits	-	1,158,521	1,792,602	1,792,602
79		A_B6200 Services & Fees	-	241,290	360,850	360,850
80		A_B6300 Travel	-	77,009	146,620	146,620
81	FC_B30 Restr	A_B6400 Supplies	-	262,022	393,883	393,883
82	Expendable Op	A_B6450 Utilities	-	74,333	101,000	101,000
83		A_B6500 Repairs & Maintenance	-	3,574	650,000	650,000
84		A_B6550 Rentals & Leases	-	62,591	99,200	99,200
85		A_B6575 Interest Expense	-	-	-	-
86		A_B6600 Claims & Judgements	-	-	-	-
87		A_B6650 Other Expense	-	173,503	134,336	134,336
88		A_B6700 Subcontracts	-	-	-	-
89		A_B6900 Depreciation & Amortization	-	-	-	-
90		A_B7000 Capital Expense	-	-	-	-
91		A_B7200 Discontinued Operations	-	-	-	-
92		A_B7500 Other Non Operating Expenses	-	-	-	-
93		A_B7600 Internal Allocations & Sales	-	54,197	58,550	58,550
94		A_B7700 Funding Tranfers	-	-	-	-
95		Total_Expenses Expenses	-	2,107,041	3,737,041	3,737,041
96		Statement of Activities Net Result	-	421,659	-	-
97		A_B4000 Tuition & Educational Fees	-	-	-	-
98		A_B4100 Sales of Goods & Services	-	-	-	-
99		A_B4300 Grants & Contracts	-	-	-	-
100		A_43501 Federal Appropriations	-	-	-	-
101		A_B4400 Other Operating Revenue	-	-	-	-
102		A_B5000 Non Operating Revenues	-	-	-	-
103		A_B5100 Appropriations	-	-	-	-
104		A_B5300 Gifts	-	-	-	-
105		A_B5500 Investment Income	-	-	-	-
106		A_B5600 Other Non Operating Revenues	-	-	-	-
107		Total_Revenue Revenue	-	-	-	-
108		A_B6000 Salaries, Wages & Benefits	-	-	-	-
109		A_B6200 Services & Fees	-	-	-	-
110		A_B6300 Travel	-	-	-	-
111	FC_B35 Restr	A_B6400 Supplies	-	-	-	-
112	Expendable Non Op	A_B6450 Utilities	-	-	-	-
113		A_B6500 Repairs & Maintenance	-	-	-	-
114		A_B6550 Rentals & Leases	-	-	-	-
115		A_B6575 Interest Expense	-	-	-	-
116		A_B6600 Claims & Judgements	-	-	-	-
117		A_B6650 Other Expense	-	-	-	-
118		A_B6700 Subcontracts	-	-	-	-
119		A_B6900 Depreciation & Amortization	-	-	-	-
120		A_B7000 Capital Expense	-	-	-	-
121		A_B7200 Discontinued Operations	-	-	-	-
122		A_B7500 Other Non Operating Expenses	-	-	-	-
123		A_B7600 Internal Allocations & Sales	-	-	-	-
124		A_B7700 Funding Tranfers	-	-	-	-
125		Total_Expenses Expenses	-	-	-	-
126		Statement of Activities Net Result	-	-	-	-


	A	B	C	D	E	F
1						
2	O_B7000: Research & Economic Development Division					
3	Board of Trustees Report					
4	O_B7000: Research & Economic Development Division					
5				FY18	FY19	
6	Fund Class - Source	Summary Level Natural Accounts	Budget	Actual through March	Budget	Variance FY18 Budget to FY19 Budget
127		A_B4000 Tuition & Educational Fees	-	-	311,372	311,372
128		A_B4100 Sales of Goods & Services	-	-	-	-
129		A_B4300 Grants & Contracts	-	(16,054,747)	(18,327,316)	(18,327,316)
130		A_43501 Federal Appropriations	-	-	-	-
131		A_B4400 Other Operating Revenue	-	-	-	-
132		A_B5000 Non Operating Revenues	-	-	-	-
133		A_B5100 Appropriations	-	-	-	-
134		A_B5300 Gifts	-	-	-	-
135		A_B5500 Investment Income	-	-	-	-
136		A_B5600 Other Non Operating Revenues	-	(1,273,682)	3,752,379	3,752,379
137		Total_Revenue Revenue	-	(17,328,429)	(14,263,564)	(14,263,564)
138		A_B6000 Salaries, Wages & Benefits	-	5,373,796	11,684,679	11,684,679
139		A_B6200 Services & Fees	-	614,290	2,128,578	2,128,578
140		A_B6300 Travel	-	284,977	1,322,581	1,322,581
141	FC_B40 Restr	A_B6400 Supplies	-	669,214	2,130,086	2,130,086
142	Grants	A_B6450 Utilities	-	30,836	-	-
143		A_B6500 Repairs & Maintenance	-	12,478	-	-
144		A_B6550 Rentals & Leases	-	65,475	(5,166,225)	(5,166,225)
145		A_B6575 Interest Expense	-	-	-	-
146		A_B6600 Claims & Judgements	-	-	-	-
147		A_B6650 Other Expense	-	1,519,155	107,548	107,548
148		A_B6700 Subcontracts	-	402,007	8,296	8,296
149		A_B6900 Depreciation & Amortization	-	-	-	-
150		A_B7000 Capital Expense	-	13,764	-	-
151		A_B7200 Discontinued Operations	-	-	-	-
152		A_B7500 Other Non Operating Expenses	-	-	(100,212)	(100,212)
153		A_B7600 Internal Allocations & Sales	-	(186)	-	-
154		A_B7700 Funding Tranfers	-	-	-	-
155		Total_Expenses Expenses	-	8,985,806	12,115,332	12,115,332
156		Statement of Activities Net Result	-	(8,342,623)	(2,148,232)	(2,148,232)
157		A_B4000 Tuition & Educational Fees	-	-	-	-
158		A_B4100 Sales of Goods & Services	-	-	-	-
159		A_B4300 Grants & Contracts	-	-	-	-
160		A_43501 Federal Appropriations	-	-	-	-
161		A_B4400 Other Operating Revenue	-	-	-	-
162		A_B5000 Non Operating Revenues	-	-	-	-
163		A_B5100 Appropriations	-	-	-	-
164		A_B5300 Gifts	-	-	-	-
165		A_B5500 Investment Income	-	-	-	-
166		A_B5600 Other Non Operating Revenues	-	-	-	-
167		Total_Revenue Revenue	-	-	-	-
168		A_B6000 Salaries, Wages & Benefits	-	-	-	-
169		A_B6200 Services & Fees	-	-	-	-
170		A_B6300 Travel	-	-	-	-
171	FC_B45 Restr	A_B6400 Supplies	-	-	-	-
172	Govt Funds	A_B6450 Utilities	-	-	-	-
173		A_B6500 Repairs & Maintenance	-	-	-	-
174		A_B6550 Rentals & Leases	-	-	-	-
175		A_B6575 Interest Expense	-	-	-	-
176		A_B6600 Claims & Judgements	-	-	-	-
177		A_B6650 Other Expense	-	-	-	-
178		A_B6700 Subcontracts	-	-	-	-
179		A_B6900 Depreciation & Amortization	-	-	-	-
180		A_B7000 Capital Expense	-	-	-	-
181		A_B7200 Discontinued Operations	-	-	-	-
182		A_B7500 Other Non Operating Expenses	-	-	-	-
183		A_B7600 Internal Allocations & Sales	-	-	-	-
184		A_B7700 Funding Tranfers	-	-	-	-
185		Total_Expenses Expenses	-	-	-	-
186		Statement of Activities Net Result	-	-	-	-


	A	B	C	D	E	F	
1							
2	O_13402: Wyoming Survey & Analysis Center						
3	Board of Trustees Report						
4	O_13402: Wyoming Survey & Analysis Center						
5			FY18		FY19		
6	Fund Class - Source	Summary Level Natural Accounts	Budget	Actual through March	Budget	Variance FY18 Budget to FY19 Budget	
7	FC_105 Unrestricted Operating Class	A_B4000 Tuition & Educational Fees	-	-	-	-	
8		A_B4100 Sales of Goods & Services	-	-	-	-	
9		A_B4300 Grants & Contracts	(225,000)	-	-	225,000	
10		A_43501 Federal Appropriations	-	-	-	-	
11		A_B4400 Other Operating Revenue	(57,000)	(3,980)	-	57,000	
12		A_B5000 Non Operating Revenues	-	-	-	-	
13		A_B5100 Appropriations	-	-	-	-	
14		A_B5300 Gifts	-	-	-	-	
15		A_B5500 Investment Income	-	-	-	-	
16		A_B5600 Other Non Operating Revenues	-	-	-	-	
17			Total_Revenue Revenue	(282,000)	(3,980)	-	282,000
18			A_B6000 Salaries, Wages & Benefits	199,896	39,571	-	(199,896)
19			A_B6200 Services & Fees	8,984	41,713	-	(8,984)
20			A_B6300 Travel	41,000	962	-	(41,000)
21			A_B6400 Supplies	17,550	1,041	-	(17,550)
22			A_B6450 Utilities	-	-	-	-
23			A_B6500 Repairs & Maintenance	-	-	-	-
24			A_B6550 Rentals & Leases	250	-	-	(250)
25			A_B6575 Interest Expense	-	-	-	-
26			A_B6600 Claims & Judgements	-	-	-	-
27			A_B6650 Other Expense	10,000	725	-	(10,000)
28			A_B6700 Subcontracts	-	-	-	-
29			A_B6900 Depreciation & Amortization	-	-	-	-
30			A_B7000 Capital Expense	-	-	-	-
31			A_B7200 Discontinued Operations	-	-	-	-
32			A_B7500 Other Non Operating Expenses	-	-	-	-
33			A_B7600 Internal Allocations & Sales	-	(11,621)	-	-
34			A_B7700 Funding Tranfers	4,321	-	-	(4,321)
35			Total_Expenses Expenses	282,000	72,390	-	(282,000)
36			Statement of Activities Net Result	-	68,410	-	-
37		FC_B20 Designated Op	A_B4000 Tuition & Educational Fees	-	-	-	-
38			A_B4100 Sales of Goods & Services	-	-	-	-
39			A_B4300 Grants & Contracts	-	-	(200,000)	(200,000)
40			A_43501 Federal Appropriations	-	-	-	-
41			A_B4400 Other Operating Revenue	-	(2,200)	-	-
42			A_B5000 Non Operating Revenues	-	-	-	-
43	A_B5100 Appropriations		-	-	-	-	
44	A_B5300 Gifts		-	-	-	-	
45	A_B5500 Investment Income		-	-	-	-	
46	A_B5600 Other Non Operating Revenues		-	-	-	-	
47			Total_Revenue Revenue	-	(2,200)	(200,000)	(200,000)
48			A_B6000 Salaries, Wages & Benefits	109,008	379,297	645,692	536,684
49			A_B6200 Services & Fees	-	5,680	44,420	44,420
50			A_B6300 Travel	-	23,712	174,500	174,500
51			A_B6400 Supplies	-	14,656	51,203	51,203
52			A_B6450 Utilities	-	-	-	-
53			A_B6500 Repairs & Maintenance	-	113	-	-
54			A_B6550 Rentals & Leases	-	-	-	-
55			A_B6575 Interest Expense	-	-	-	-
56			A_B6600 Claims & Judgements	-	-	-	-
57			A_B6650 Other Expense	-	6,070	92,100	92,100
58			A_B6700 Subcontracts	-	-	-	-
59			A_B6900 Depreciation & Amortization	-	-	-	-
60			A_B7000 Capital Expense	-	-	7,500	7,500
61			A_B7200 Discontinued Operations	-	-	-	-
62			A_B7500 Other Non Operating Expenses	-	-	-	-
63			A_B7600 Internal Allocations & Sales	-	(8,747)	117,000	117,000
64			A_B7700 Funding Tranfers	(109,008)	-	(945,976)	(836,968)
65			Total_Expenses Expenses	-	420,781	186,439	186,439
66			Statement of Activities Net Result	-	418,581	(13,561)	(13,561)


	A	B	C	D	E	F
1						
2	O_13402: Wyoming Survey & Analysis Center					
3	Board of Trustees Report					
4	O_13402: Wyoming Survey & Analysis Center					
5			FY18		FY19	
6	Fund Class - Source	Summary Level Natural Accounts	Budget	Actual through March	Budget	Variance FY18 Budget to FY19 Budget
67		A_B4000 Tuition & Educational Fees	-	-	-	-
68		A_B4100 Sales of Goods & Services	-	-	-	-
69		A_B4300 Grants & Contracts	-	-	-	-
70		A_43501 Federal Appropriations	-	-	-	-
71		A_B4400 Other Operating Revenue	-	-	-	-
72		A_B5000 Non Operating Revenues	-	-	-	-
73		A_B5100 Appropriations	-	-	-	-
74		A_B5300 Gifts	-	-	(861)	(861)
75		A_B5500 Investment Income	-	-	-	-
76		A_B5600 Other Non Operating Revenues	-	-	-	-
77		Total_Revenue Revenue	-	-	(861)	(861)
78		A_B6000 Salaries, Wages & Benefits	-	-	-	-
79		A_B6200 Services & Fees	-	-	-	-
80		A_B6300 Travel	-	-	-	-
81	FC_B30 Restr Expendable Op	A_B6400 Supplies	-	-	-	-
82		A_B6450 Utilities	-	-	-	-
83		A_B6500 Repairs & Maintenance	-	-	-	-
84		A_B6550 Rentals & Leases	-	-	-	-
85		A_B6575 Interest Expense	-	-	-	-
86		A_B6600 Claims & Judgements	-	-	-	-
87		A_B6650 Other Expense	-	-	861	861
88		A_B6700 Subcontracts	-	-	-	-
89		A_B6900 Depreciation & Amortization	-	-	-	-
90		A_B7000 Capital Expense	-	-	-	-
91		A_B7200 Discontinued Operations	-	-	-	-
92		A_B7500 Other Non Operating Expenses	-	-	-	-
93		A_B7600 Internal Allocations & Sales	-	-	-	-
94		A_B7700 Funding Tranfers	-	-	-	-
95			Total_Expenses Expenses	-	-	861
96		Statement of Activities Net Result	-	-	-	-
97		A_B4000 Tuition & Educational Fees	-	-	-	-
98		A_B4100 Sales of Goods & Services	-	-	-	-
99		A_B4300 Grants & Contracts	-	-	-	-
100		A_43501 Federal Appropriations	-	-	-	-
101		A_B4400 Other Operating Revenue	-	-	-	-
102		A_B5000 Non Operating Revenues	-	-	-	-
103		A_B5100 Appropriations	-	-	-	-
104		A_B5300 Gifts	-	-	-	-
105		A_B5500 Investment Income	-	-	-	-
106		A_B5600 Other Non Operating Revenues	-	-	-	-
107		Total_Revenue Revenue	-	-	-	-
108		A_B6000 Salaries, Wages & Benefits	-	-	-	-
109		A_B6200 Services & Fees	-	-	-	-
110		A_B6300 Travel	-	-	-	-
111	FC_B35 Restr Expendable Non Op	A_B6400 Supplies	-	-	-	-
112		A_B6450 Utilities	-	-	-	-
113		A_B6500 Repairs & Maintenance	-	-	-	-
114		A_B6550 Rentals & Leases	-	-	-	-
115		A_B6575 Interest Expense	-	-	-	-
116		A_B6600 Claims & Judgements	-	-	-	-
117		A_B6650 Other Expense	-	-	-	-
118		A_B6700 Subcontracts	-	-	-	-
119		A_B6900 Depreciation & Amortization	-	-	-	-
120		A_B7000 Capital Expense	-	-	-	-
121		A_B7200 Discontinued Operations	-	-	-	-
122		A_B7500 Other Non Operating Expenses	-	-	-	-
123		A_B7600 Internal Allocations & Sales	-	-	-	-
124		A_B7700 Funding Tranfers	-	-	-	-
125			Total_Expenses Expenses	-	-	-
126		Statement of Activities Net Result	-	-	-	-

	A	B	C	D	E	F
1						
2	O_13402: Wyoming Survey & Analysis Center					
3	Board of Trustees Report					
4	O_13402: Wyoming Survey & Analysis Center					
5			FY18		FY19	
6	Fund Class - Source	Summary Level Natural Accounts	Budget	Actual through March	Budget	Variance FY18 Budget to FY19 Budget
127		A_B4000 Tuition & Educational Fees	-	-	38,022	38,022
128		A_B4100 Sales of Goods & Services	-	-	-	-
129		A_B4300 Grants & Contracts	-	(2,127,071)	(4,795,846)	(4,795,846)
130		A_43501 Federal Appropriations	-	-	-	-
131		A_B4400 Other Operating Revenue	-	-	-	-
132		A_B5000 Non Operating Revenues	-	-	-	-
133		A_B5100 Appropriations	-	-	-	-
134		A_B5300 Gifts	-	-	-	-
135		A_B5500 Investment Income	-	-	-	-
136		A_B5600 Other Non Operating Revenues	-	(443,940)	695,622	695,622
137		Total_Revenue Revenue	-	(2,571,012)	(4,062,202)	(4,062,202)
138		A_B6000 Salaries, Wages & Benefits	-	1,631,057	2,625,904	2,625,904
139		A_B6200 Services & Fees	-	241,672	182,527	182,527
140		A_B6300 Travel	-	46,083	191,552	191,552
141	FC_B40 Restr	A_B6400 Supplies	-	145,497	938,786	938,786
142	Grants	A_B6450 Utilities	-	-	-	-
143		A_B6500 Repairs & Maintenance	-	136	-	-
144		A_B6550 Rentals & Leases	-	6,063	131,791	131,791
145		A_B6575 Interest Expense	-	-	-	-
146		A_B6600 Claims & Judgements	-	-	-	-
147		A_B6650 Other Expense	-	457,213	106,871	106,871
148		A_B6700 Subcontracts	-	96,600	-	-
149		A_B6900 Depreciation & Amortization	-	-	-	-
150		A_B7000 Capital Expense	-	-	-	-
151		A_B7200 Discontinued Operations	-	-	-	-
152		A_B7500 Other Non Operating Expenses	-	-	(214,685)	(214,685)
153		A_B7600 Internal Allocations & Sales	-	-	-	-
154		A_B7700 Funding Tranfers	-	-	-	-
155		Total_Expenses Expenses	-	2,624,322	3,962,746	3,962,746
156		Statement of Activities Net Result	-	53,310	(99,456)	(99,456)
157		A_B4000 Tuition & Educational Fees	-	-	-	-
158		A_B4100 Sales of Goods & Services	-	-	-	-
159		A_B4300 Grants & Contracts	-	-	-	-
160		A_43501 Federal Appropriations	-	-	-	-
161		A_B4400 Other Operating Revenue	-	-	-	-
162		A_B5000 Non Operating Revenues	-	-	-	-
163		A_B5100 Appropriations	-	-	-	-
164		A_B5300 Gifts	-	-	-	-
165		A_B5500 Investment Income	-	-	-	-
166		A_B5600 Other Non Operating Revenues	-	-	-	-
167		Total_Revenue Revenue	-	-	-	-
168		A_B6000 Salaries, Wages & Benefits	-	-	-	-
169		A_B6200 Services & Fees	-	-	-	-
170		A_B6300 Travel	-	-	-	-
171	FC_B45 Restr	A_B6400 Supplies	-	-	-	-
172	Govt Funds	A_B6450 Utilities	-	-	-	-
173		A_B6500 Repairs & Maintenance	-	-	-	-
174		A_B6550 Rentals & Leases	-	-	-	-
175		A_B6575 Interest Expense	-	-	-	-
176		A_B6600 Claims & Judgements	-	-	-	-
177		A_B6650 Other Expense	-	-	-	-
178		A_B6700 Subcontracts	-	-	-	-
179		A_B6900 Depreciation & Amortization	-	-	-	-
180		A_B7000 Capital Expense	-	-	-	-
181		A_B7200 Discontinued Operations	-	-	-	-
182		A_B7500 Other Non Operating Expenses	-	-	-	-
183		A_B7600 Internal Allocations & Sales	-	-	-	-
184		A_B7700 Funding Tranfers	-	-	-	-
185		Total_Expenses Expenses	-	-	-	-
186		Statement of Activities Net Result	-	-	-	-


	A	B	C	D	E	F	
1							
2	O_70001: VP for Research & Economic Development Office						
3	Board of Trustees Report						
4	O_70001: VP for Research & Economic Development Office						
5			FY18		FY19		
6	Fund Class - Source	Summary Level Natural Accounts	Budget	Actual through March	Budget	Variance FY18 Budget to FY19 Budget	
7	FC_105 Unrestricted Operating Class	A_B4000 Tuition & Educational Fees	-	-	-	-	
8		A_B4100 Sales of Goods & Services	-	-	-	-	
9		A_B4300 Grants & Contracts	(3,000,000)	-	-	3,000,000	
10		A_43501 Federal Appropriations	-	-	-	-	
11		A_B4400 Other Operating Revenue	-	(12)	-	-	
12		A_B5000 Non Operating Revenues	-	-	-	-	
13		A_B5100 Appropriations	-	-	-	-	
14		A_B5300 Gifts	-	-	-	-	
15		A_B5500 Investment Income	-	-	-	-	
16		A_B5600 Other Non Operating Revenues	-	-	-	-	
17			Total_Revenue Revenue	(3,000,000)	(12)	-	3,000,000
18			A_B6000 Salaries, Wages & Benefits	1,645,915	954,092	1,922,650	276,735
19			A_B6200 Services & Fees	11,400	877	36,637	25,237
20			A_B6300 Travel	-	4,437	2,000	2,000
21			A_B6400 Supplies	67,843	15,114	500	(67,343)
22			A_B6450 Utilities	-	-	-	-
23			A_B6500 Repairs & Maintenance	-	9,069	15,000	15,000
24			A_B6550 Rentals & Leases	-	-	-	-
25			A_B6575 Interest Expense	-	-	-	-
26			A_B6600 Claims & Judgements	-	-	-	-
27			A_B6650 Other Expense	1,000	21,389	4,500	3,500
28			A_B6700 Subcontracts	-	-	-	-
29			A_B6900 Depreciation & Amortization	-	-	-	-
30			A_B7000 Capital Expense	-	-	-	-
31			A_B7200 Discontinued Operations	-	-	-	-
32			A_B7500 Other Non Operating Expenses	-	-	-	-
33			A_B7600 Internal Allocations & Sales	-	3,019	-	-
34			A_B7700 Funding Tranfers	(11,000)	-	-	11,000
35			Total_Expenses Expenses	1,715,158	1,007,998	1,981,287	266,129
36			Statement of Activities Net Result	(1,284,842)	1,007,986	1,981,287	3,266,129
37		FC_B20 Designated Op	A_B4000 Tuition & Educational Fees	-	22,997	108,000	108,000
38			A_B4100 Sales of Goods & Services	-	-	-	-
39			A_B4300 Grants & Contracts	(1,045,469)	-	(3,000,000)	(1,954,531)
40			A_43501 Federal Appropriations	-	-	-	-
41			A_B4400 Other Operating Revenue	-	(242)	-	-
42			A_B5000 Non Operating Revenues	-	-	-	-
43	A_B5100 Appropriations		-	-	-	-	
44	A_B5300 Gifts		-	-	-	-	
45	A_B5500 Investment Income		-	-	-	-	
46	A_B5600 Other Non Operating Revenues		-	-	-	-	
47			Total_Revenue Revenue	(1,045,469)	22,755	(2,892,000)	(1,846,531)
48			A_B6000 Salaries, Wages & Benefits	327,417	582,913	1,439,286	1,111,870
49			A_B6200 Services & Fees	463,500	306,863	479,464	15,964
50			A_B6300 Travel	42,000	51,717	42,650	650
51			A_B6400 Supplies	945,828	226,981	367,863	(577,965)
52			A_B6450 Utilities	-	-	-	-
53			A_B6500 Repairs & Maintenance	-	6	230,000	230,000
54			A_B6550 Rentals & Leases	-	98,953	35,000	35,000
55			A_B6575 Interest Expense	-	-	-	-
56			A_B6600 Claims & Judgements	-	-	-	-
57			A_B6650 Other Expense	35,000	38,636	203,250	168,250
58			A_B6700 Subcontracts	-	2,114	5,000	5,000
59			A_B6900 Depreciation & Amortization	-	-	-	-
60			A_B7000 Capital Expense	-	5,420	240,000	240,000
61			A_B7200 Discontinued Operations	-	-	-	-
62			A_B7500 Other Non Operating Expenses	-	-	-	-
63			A_B7600 Internal Allocations & Sales	250,000	110,442	2,752,071	2,502,071
64			A_B7700 Funding Tranfers	(1,018,276)	(4,317,650)	(2,918,716)	(1,900,440)
65			Total_Expenses Expenses	1,045,469	(2,893,604)	2,875,868	1,830,400
66			Statement of Activities Net Result	-	(2,870,848)	(16,132)	(16,132)

	A	B	C	D	E	F
1						
2	O_70001: VP for Research & Economic Development Office					
3	Board of Trustees Report					
4	O_70001: VP for Research & Economic Development Office					
5				FY18	FY19	
6	Fund Class - Source	Summary Level Natural Accounts	Budget	Actual through March	Budget	Variance FY18 Budget to FY19 Budget
67		A_B4000 Tuition & Educational Fees	-	4,584	-	-
68		A_B4100 Sales of Goods & Services	-	-	-	-
69		A_B4300 Grants & Contracts	-	-	-	-
70		A_43501 Federal Appropriations	-	-	-	-
71		A_B4400 Other Operating Revenue	-	-	-	-
72		A_B5000 Non Operating Revenues	-	-	-	-
73		A_B5100 Appropriations	-	-	-	-
74		A_B5300 Gifts	-	(36,756)	-	-
75		A_B5500 Investment Income	-	-	-	-
76		A_B5600 Other Non Operating Revenues	-	-	-	-
77		Total_Revenue Revenue	-	(32,172)	-	-
78		A_B6000 Salaries, Wages & Benefits	-	30,204	-	-
79		A_B6200 Services & Fees	-	1,126	-	-
80		A_B6300 Travel	-	1,212	-	-
81	FC_B30 Restr	A_B6400 Supplies	-	15,311	-	-
82	Expendable Op	A_B6450 Utilities	-	-	-	-
83		A_B6500 Repairs & Maintenance	-	-	-	-
84		A_B6550 Rentals & Leases	-	-	-	-
85		A_B6575 Interest Expense	-	-	-	-
86		A_B6600 Claims & Judgements	-	-	-	-
87		A_B6650 Other Expense	-	635	-	-
88		A_B6700 Subcontracts	-	-	-	-
89		A_B6900 Depreciation & Amortization	-	-	-	-
90		A_B7000 Capital Expense	-	-	-	-
91		A_B7200 Discontinued Operations	-	-	-	-
92		A_B7500 Other Non Operating Expenses	-	-	-	-
93		A_B7600 Internal Allocations & Sales	-	-	-	-
94		A_B7700 Funding Tranfers	-	-	-	-
95		Total_Expenses Expenses	-	48,487	-	-
96		Statement of Activities Net Result	-	16,315	-	-
97		A_B4000 Tuition & Educational Fees	-	-	-	-
98		A_B4100 Sales of Goods & Services	-	-	-	-
99		A_B4300 Grants & Contracts	-	-	-	-
100		A_43501 Federal Appropriations	-	-	-	-
101		A_B4400 Other Operating Revenue	-	-	-	-
102		A_B5000 Non Operating Revenues	-	-	-	-
103		A_B5100 Appropriations	-	-	-	-
104		A_B5300 Gifts	-	-	-	-
105		A_B5500 Investment Income	-	-	-	-
106		A_B5600 Other Non Operating Revenues	-	-	-	-
107		Total_Revenue Revenue	-	-	-	-
108		A_B6000 Salaries, Wages & Benefits	-	-	-	-
109		A_B6200 Services & Fees	-	-	-	-
110		A_B6300 Travel	-	-	-	-
111	FC_B35 Restr	A_B6400 Supplies	-	-	-	-
112	Expendable Non Op	A_B6450 Utilities	-	-	-	-
113		A_B6500 Repairs & Maintenance	-	-	-	-
114		A_B6550 Rentals & Leases	-	-	-	-
115		A_B6575 Interest Expense	-	-	-	-
116		A_B6600 Claims & Judgements	-	-	-	-
117		A_B6650 Other Expense	-	-	-	-
118		A_B6700 Subcontracts	-	-	-	-
119		A_B6900 Depreciation & Amortization	-	-	-	-
120		A_B7000 Capital Expense	-	-	-	-
121		A_B7200 Discontinued Operations	-	-	-	-
122		A_B7500 Other Non Operating Expenses	-	-	-	-
123		A_B7600 Internal Allocations & Sales	-	-	-	-
124		A_B7700 Funding Tranfers	-	-	-	-
125		Total_Expenses Expenses	-	-	-	-
126		Statement of Activities Net Result	-	-	-	-

	A	B	C	D	E	F
1						
2	O_70001: VP for Research & Economic Development Office					
3	Board of Trustees Report					
4	O_70001: VP for Research & Economic Development Office					
5				FY18	FY19	
6	Fund Class - Source	Summary Level Natural Accounts	Budget	Actual through March	Budget	Variance FY18 Budget to FY19 Budget
127		A_B4000 Tuition & Educational Fees	-	-	110,548	110,548
128		A_B4100 Sales of Goods & Services	-	-	-	-
129		A_B4300 Grants & Contracts	-	(8,232,224)	(3,641,716)	(3,641,716)
130		A_43501 Federal Appropriations	-	-	-	-
131		A_B4400 Other Operating Revenue	-	-	-	-
132		A_B5000 Non Operating Revenues	-	-	-	-
133		A_B5100 Appropriations	-	-	-	-
134		A_B5300 Gifts	-	-	-	-
135		A_B5500 Investment Income	-	-	-	-
136		A_B5600 Other Non Operating Revenues	-	(307,473)	1,656,463	1,656,463
137		Total_Revenue Revenue	-	(8,539,697)	(1,874,705)	(1,874,705)
138		A_B6000 Salaries, Wages & Benefits	-	767,631	6,148,347	6,148,347
139		A_B6200 Services & Fees	-	1,359	891,694	891,694
140		A_B6300 Travel	-	36,614	594,270	594,270
141	FC_B40 Restr	A_B6400 Supplies	-	23,564	(509,024)	(509,024)
142	Grants	A_B6450 Utilities	-	-	-	-
143		A_B6500 Repairs & Maintenance	-	-	-	-
144		A_B6550 Rentals & Leases	-	-	(5,786,998)	(5,786,998)
145		A_B6575 Interest Expense	-	-	-	-
146		A_B6600 Claims & Judgements	-	-	-	-
147		A_B6650 Other Expense	-	423,475	-	-
148		A_B6700 Subcontracts	-	264,053	-	-
149		A_B6900 Depreciation & Amortization	-	-	-	-
150		A_B7000 Capital Expense	-	-	-	-
151		A_B7200 Discontinued Operations	-	-	-	-
152		A_B7500 Other Non Operating Expenses	-	-	(20,624)	(20,624)
153		A_B7600 Internal Allocations & Sales	-	-	-	-
154		A_B7700 Funding Tranfers	-	-	-	-
155		Total_Expenses Expenses	-	1,516,696	1,317,665	1,317,665
156		Statement of Activities Net Result	-	(7,023,000)	(557,040)	(557,040)
157		A_B4000 Tuition & Educational Fees	-	-	-	-
158		A_B4100 Sales of Goods & Services	-	-	-	-
159		A_B4300 Grants & Contracts	-	-	-	-
160		A_43501 Federal Appropriations	-	-	-	-
161		A_B4400 Other Operating Revenue	-	-	-	-
162		A_B5000 Non Operating Revenues	-	-	-	-
163		A_B5100 Appropriations	-	-	-	-
164		A_B5300 Gifts	-	-	-	-
165		A_B5500 Investment Income	-	-	-	-
166		A_B5600 Other Non Operating Revenues	-	-	-	-
167		Total_Revenue Revenue	-	-	-	-
168		A_B6000 Salaries, Wages & Benefits	-	-	-	-
169		A_B6200 Services & Fees	-	-	-	-
170		A_B6300 Travel	-	-	-	-
171	FC_B45 Restr	A_B6400 Supplies	-	-	-	-
172	Govt Funds	A_B6450 Utilities	-	-	-	-
173		A_B6500 Repairs & Maintenance	-	-	-	-
174		A_B6550 Rentals & Leases	-	-	-	-
175		A_B6575 Interest Expense	-	-	-	-
176		A_B6600 Claims & Judgements	-	-	-	-
177		A_B6650 Other Expense	-	-	-	-
178		A_B6700 Subcontracts	-	-	-	-
179		A_B6900 Depreciation & Amortization	-	-	-	-
180		A_B7000 Capital Expense	-	-	-	-
181		A_B7200 Discontinued Operations	-	-	-	-
182		A_B7500 Other Non Operating Expenses	-	-	-	-
183		A_B7600 Internal Allocations & Sales	-	-	-	-
184		A_B7700 Funding Tranfers	-	-	-	-
185		Total_Expenses Expenses	-	-	-	-
186		Statement of Activities Net Result	-	-	-	-


	A	B	C	D	E	F	
1							
2	O_70002: UW National Park Research						
3	Board of Trustees Report						
4	O_70002: UW National Park Research						
5			FY18		FY19		
6	Fund Class - Source	Summary Level Natural Accounts	Budget	Actual through March	Budget	Variance FY18 Budget to FY19 Budget	
7	FC_105 Unrestricted Operating Class	A_B4000 Tuition & Educational Fees	-	-	-	-	
8		A_B4100 Sales of Goods & Services	(35,000)	(20,775)	(64,000)	(29,000)	
9		A_B4300 Grants & Contracts	-	-	-	-	
10		A_43501 Federal Appropriations	-	-	-	-	
11		A_B4400 Other Operating Revenue	-	(28,615)	(6,440)	(6,440)	
12		A_B5000 Non Operating Revenues	-	-	-	-	
13		A_B5100 Appropriations	-	-	-	-	
14		A_B5300 Gifts	-	-	-	-	
15		A_B5500 Investment Income	-	-	-	-	
16		A_B5600 Other Non Operating Revenues	-	-	-	-	
17			Total_Revenue Revenue	(35,000)	(49,390)	(70,440)	(35,440)
18			A_B6000 Salaries, Wages & Benefits	51,579	51,497	76,916	25,337
19			A_B6200 Services & Fees	14,338	8,928	13,992	(346)
20			A_B6300 Travel	3,160	2,210	3,200	40
21			A_B6400 Supplies	19,700	3,886	19,005	(695)
22			A_B6450 Utilities	100	58	600	500
23			A_B6500 Repairs & Maintenance	13,475	4,335	12,100	(1,375)
24			A_B6550 Rentals & Leases	-	350	-	-
25			A_B6575 Interest Expense	-	-	-	-
26			A_B6600 Claims & Judgements	-	-	-	-
27			A_B6650 Other Expense	1,270	1,540	2,135	865
28			A_B6700 Subcontracts	-	192	200	200
29			A_B6900 Depreciation & Amortization	-	-	-	-
30			A_B7000 Capital Expense	-	-	-	-
31			A_B7200 Discontinued Operations	-	-	-	-
32			A_B7500 Other Non Operating Expenses	-	-	-	-
33			A_B7600 Internal Allocations & Sales	-	(3,247)	3,332	3,332
34			A_B7700 Funding Tranfers	3,125	-	-	(3,125)
35			Total_Expenses Expenses	106,747	69,750	131,480	24,733
36			Statement of Activities Net Result	71,747	20,360	61,040	(10,707)
37		FC_B20 Designated Op	A_B4000 Tuition & Educational Fees	-	-	-	-
38			A_B4100 Sales of Goods & Services	-	-	-	-
39			A_B4300 Grants & Contracts	-	-	-	-
40			A_43501 Federal Appropriations	-	-	-	-
41			A_B4400 Other Operating Revenue	-	-	-	-
42			A_B5000 Non Operating Revenues	-	-	-	-
43	A_B5100 Appropriations		-	-	-	-	
44	A_B5300 Gifts		-	-	-	-	
45	A_B5500 Investment Income		-	-	-	-	
46	A_B5600 Other Non Operating Revenues		-	-	-	-	
47			Total_Revenue Revenue	-	-	-	-
48			A_B6000 Salaries, Wages & Benefits	-	-	-	-
49			A_B6200 Services & Fees	-	-	-	-
50			A_B6300 Travel	-	-	-	-
51			A_B6400 Supplies	-	-	-	-
52			A_B6450 Utilities	-	-	-	-
53			A_B6500 Repairs & Maintenance	-	-	-	-
54			A_B6550 Rentals & Leases	-	-	-	-
55			A_B6575 Interest Expense	-	-	-	-
56			A_B6600 Claims & Judgements	-	-	-	-
57			A_B6650 Other Expense	-	-	-	-
58			A_B6700 Subcontracts	-	-	-	-
59			A_B6900 Depreciation & Amortization	-	-	-	-
60			A_B7000 Capital Expense	-	-	-	-
61			A_B7200 Discontinued Operations	-	-	-	-
62			A_B7500 Other Non Operating Expenses	-	-	-	-
63			A_B7600 Internal Allocations & Sales	-	-	-	-
64			A_B7700 Funding Tranfers	-	-	-	-
65			Total_Expenses Expenses	-	-	-	-
66			Statement of Activities Net Result	-	-	-	-


	A	B	C	D	E	F
1						
2	O_70002: UW National Park Research					
3	Board of Trustees Report					
4	O_70002: UW National Park Research					
5			FY18		FY19	
6	Fund Class - Source	Summary Level Natural Accounts	Budget	Actual through March	Budget	Variance FY18 Budget to FY19 Budget
67		A_B4000 Tuition & Educational Fees	-	-	-	-
68		A_B4100 Sales of Goods & Services	-	-	-	-
69		A_B4300 Grants & Contracts	-	-	-	-
70		A_43501 Federal Appropriations	-	-	-	-
71		A_B4400 Other Operating Revenue	-	-	-	-
72		A_B5000 Non Operating Revenues	-	-	-	-
73		A_B5100 Appropriations	-	-	-	-
74		A_B5300 Gifts	-	-	-	-
75		A_B5500 Investment Income	-	-	-	-
76		A_B5600 Other Non Operating Revenues	-	-	-	-
77		Total_Revenue Revenue	-	-	-	-
78		A_B6000 Salaries, Wages & Benefits	-	-	-	-
79		A_B6200 Services & Fees	-	-	-	-
80		A_B6300 Travel	-	-	-	-
81	FC_B30 Restr	A_B6400 Supplies	-	-	-	-
82	Expendable Op	A_B6450 Utilities	-	-	-	-
83		A_B6500 Repairs & Maintenance	-	-	-	-
84		A_B6550 Rentals & Leases	-	-	-	-
85		A_B6575 Interest Expense	-	-	-	-
86		A_B6600 Claims & Judgements	-	-	-	-
87		A_B6650 Other Expense	-	-	-	-
88		A_B6700 Subcontracts	-	-	-	-
89		A_B6900 Depreciation & Amortization	-	-	-	-
90		A_B7000 Capital Expense	-	-	-	-
91		A_B7200 Discontinued Operations	-	-	-	-
92		A_B7500 Other Non Operating Expenses	-	-	-	-
93		A_B7600 Internal Allocations & Sales	-	-	-	-
94		A_B7700 Funding Tranfers	-	-	-	-
95		Total_Expenses Expenses	-	-	-	-
96		Statement of Activities Net Result	-	-	-	-
97		A_B4000 Tuition & Educational Fees	-	-	-	-
98		A_B4100 Sales of Goods & Services	-	-	-	-
99		A_B4300 Grants & Contracts	-	-	-	-
100		A_43501 Federal Appropriations	-	-	-	-
101		A_B4400 Other Operating Revenue	-	-	-	-
102		A_B5000 Non Operating Revenues	-	-	-	-
103		A_B5100 Appropriations	-	-	-	-
104		A_B5300 Gifts	-	-	-	-
105		A_B5500 Investment Income	-	-	-	-
106		A_B5600 Other Non Operating Revenues	-	-	-	-
107		Total_Revenue Revenue	-	-	-	-
108		A_B6000 Salaries, Wages & Benefits	-	-	-	-
109		A_B6200 Services & Fees	-	-	-	-
110		A_B6300 Travel	-	-	-	-
111	FC_B35 Restr	A_B6400 Supplies	-	-	-	-
112	Expendable Non Op	A_B6450 Utilities	-	-	-	-
113		A_B6500 Repairs & Maintenance	-	-	-	-
114		A_B6550 Rentals & Leases	-	-	-	-
115		A_B6575 Interest Expense	-	-	-	-
116		A_B6600 Claims & Judgements	-	-	-	-
117		A_B6650 Other Expense	-	-	-	-
118		A_B6700 Subcontracts	-	-	-	-
119		A_B6900 Depreciation & Amortization	-	-	-	-
120		A_B7000 Capital Expense	-	-	-	-
121		A_B7200 Discontinued Operations	-	-	-	-
122		A_B7500 Other Non Operating Expenses	-	-	-	-
123		A_B7600 Internal Allocations & Sales	-	-	-	-
124		A_B7700 Funding Tranfers	-	-	-	-
125		Total_Expenses Expenses	-	-	-	-
126		Statement of Activities Net Result	-	-	-	-


	A	B	C	D	E	F
1						
2	O_70002: UW National Park Research					
3	Board of Trustees Report					
4	O_70002: UW National Park Research					
5				FY18	FY19	
6	Fund Class - Source	Summary Level Natural Accounts	Budget	Actual through March	Budget	Variance FY18 Budget to FY19 Budget
127		A_B4000 Tuition & Educational Fees	-	-	442	442
128		A_B4100 Sales of Goods & Services	-	-	-	-
129		A_B4300 Grants & Contracts	-	(7,879)	(10,280)	(10,280)
130		A_43501 Federal Appropriations	-	-	-	-
131		A_B4400 Other Operating Revenue	-	-	-	-
132		A_B5000 Non Operating Revenues	-	-	-	-
133		A_B5100 Appropriations	-	-	-	-
134		A_B5300 Gifts	-	-	-	-
135		A_B5500 Investment Income	-	-	-	-
136		A_B5600 Other Non Operating Revenues	-	-	3,313	3,313
137		Total_Revenue Revenue	-	(7,879)	(6,525)	(6,525)
138		A_B6000 Salaries, Wages & Benefits	-	-	340	340
139		A_B6200 Services & Fees	-	-	1,546	1,546
140		A_B6300 Travel	-	-	884	884
141	FC_B40 Restr	A_B6400 Supplies	-	-	2,209	2,209
142	Grants	A_B6450 Utilities	-	-	-	-
143		A_B6500 Repairs & Maintenance	-	-	-	-
144		A_B6550 Rentals & Leases	-	-	1,546	1,546
145		A_B6575 Interest Expense	-	-	-	-
146		A_B6600 Claims & Judgements	-	-	-	-
147		A_B6650 Other Expense	-	-	-	-
148		A_B6700 Subcontracts	-	2,121	-	-
149		A_B6900 Depreciation & Amortization	-	-	-	-
150		A_B7000 Capital Expense	-	-	-	-
151		A_B7200 Discontinued Operations	-	-	-	-
152		A_B7500 Other Non Operating Expenses	-	-	-	-
153		A_B7600 Internal Allocations & Sales	-	-	-	-
154		A_B7700 Funding Tranfers	-	-	-	-
155		Total_Expenses Expenses	-	2,121	6,525	6,525
156		Statement of Activities Net Result	-	(5,758)	-	-
157		A_B4000 Tuition & Educational Fees	-	-	-	-
158		A_B4100 Sales of Goods & Services	-	-	-	-
159		A_B4300 Grants & Contracts	-	-	-	-
160		A_43501 Federal Appropriations	-	-	-	-
161		A_B4400 Other Operating Revenue	-	-	-	-
162		A_B5000 Non Operating Revenues	-	-	-	-
163		A_B5100 Appropriations	-	-	-	-
164		A_B5300 Gifts	-	-	-	-
165		A_B5500 Investment Income	-	-	-	-
166		A_B5600 Other Non Operating Revenues	-	-	-	-
167		Total_Revenue Revenue	-	-	-	-
168		A_B6000 Salaries, Wages & Benefits	-	-	-	-
169		A_B6200 Services & Fees	-	-	-	-
170		A_B6300 Travel	-	-	-	-
171	FC_B45 Restr	A_B6400 Supplies	-	-	-	-
172	Govt Funds	A_B6450 Utilities	-	-	-	-
173		A_B6500 Repairs & Maintenance	-	-	-	-
174		A_B6550 Rentals & Leases	-	-	-	-
175		A_B6575 Interest Expense	-	-	-	-
176		A_B6600 Claims & Judgements	-	-	-	-
177		A_B6650 Other Expense	-	-	-	-
178		A_B6700 Subcontracts	-	-	-	-
179		A_B6900 Depreciation & Amortization	-	-	-	-
180		A_B7000 Capital Expense	-	-	-	-
181		A_B7200 Discontinued Operations	-	-	-	-
182		A_B7500 Other Non Operating Expenses	-	-	-	-
183		A_B7600 Internal Allocations & Sales	-	-	-	-
184		A_B7700 Funding Tranfers	-	-	-	-
185		Total_Expenses Expenses	-	-	-	-
186		Statement of Activities Net Result	-	-	-	-


	A	B	C	D	E	F	
1							
2	O_70003: Office of Research						
3	Board of Trustees Report						
4	O_70003: Office of Research						
5			FY18		FY19		
6	Fund Class - Source	Summary Level Natural Accounts	Budget	Actual through March	Budget	Variance FY18 Budget to FY19 Budget	
7	FC_105 Unrestricted Operating Class	A_B4000 Tuition & Educational Fees	-	-	-	-	
8		A_B4100 Sales of Goods & Services	-	-	-	-	
9		A_B4300 Grants & Contracts	-	-	-	-	
10		A_43501 Federal Appropriations	-	-	-	-	
11		A_B4400 Other Operating Revenue	-	-	-	-	
12		A_B5000 Non Operating Revenues	-	-	-	-	
13		A_B5100 Appropriations	-	-	-	-	
14		A_B5300 Gifts	-	-	-	-	
15		A_B5500 Investment Income	-	-	-	-	
16		A_B5600 Other Non Operating Revenues	-	-	-	-	
17			Total Revenue Revenue	-	-	-	-
18			A_B6000 Salaries, Wages & Benefits	-	-	-	-
19			A_B6200 Services & Fees	-	-	-	-
20			A_B6300 Travel	-	-	-	-
21			A_B6400 Supplies	-	-	-	-
22			A_B6450 Utilities	-	-	-	-
23			A_B6500 Repairs & Maintenance	-	-	-	-
24			A_B6550 Rentals & Leases	-	-	-	-
25			A_B6575 Interest Expense	-	-	-	-
26			A_B6600 Claims & Judgements	-	-	-	-
27			A_B6650 Other Expense	-	-	-	-
28			A_B6700 Subcontracts	-	-	-	-
29			A_B6900 Depreciation & Amortization	-	-	-	-
30			A_B7000 Capital Expense	-	-	-	-
31			A_B7200 Discontinued Operations	-	-	-	-
32			A_B7500 Other Non Operating Expenses	3,260	-	-	(3,260)
33			A_B7600 Internal Allocations & Sales	-	-	-	-
34			A_B7700 Funding Tranfers	-	-	-	-
35			Total Expenses Expenses	3,260	-	-	(3,260)
36			Statement of Activities Net Result	3,260	-	-	(3,260)
37		FC_B20 Designated Op	A_B4000 Tuition & Educational Fees	-	60,478	-	-
38			A_B4100 Sales of Goods & Services	-	-	-	-
39			A_B4300 Grants & Contracts	-	-	-	-
40			A_43501 Federal Appropriations	-	-	-	-
41			A_B4400 Other Operating Revenue	-	-	-	-
42			A_B5000 Non Operating Revenues	-	-	-	-
43	A_B5100 Appropriations		-	-	-	-	
44	A_B5300 Gifts		-	-	-	-	
45	A_B5500 Investment Income		-	-	-	-	
46	A_B5600 Other Non Operating Revenues		-	-	-	-	
47			Total Revenue Revenue	-	60,478	-	-
48			A_B6000 Salaries, Wages & Benefits	-	-	-	-
49			A_B6200 Services & Fees	-	-	-	-
50			A_B6300 Travel	-	-	-	-
51			A_B6400 Supplies	-	-	-	-
52			A_B6450 Utilities	-	-	-	-
53			A_B6500 Repairs & Maintenance	-	-	-	-
54			A_B6550 Rentals & Leases	-	-	-	-
55			A_B6575 Interest Expense	-	-	-	-
56			A_B6600 Claims & Judgements	-	-	-	-
57			A_B6650 Other Expense	-	-	-	-
58			A_B6700 Subcontracts	-	-	-	-
59			A_B6900 Depreciation & Amortization	-	-	-	-
60			A_B7000 Capital Expense	-	-	-	-
61			A_B7200 Discontinued Operations	-	-	-	-
62			A_B7500 Other Non Operating Expenses	-	-	-	-
63			A_B7600 Internal Allocations & Sales	-	-	-	-
64			A_B7700 Funding Tranfers	-	4,667,650	-	-
65			Total Expenses Expenses	-	4,667,650	-	-
66			Statement of Activities Net Result	-	4,728,128	-	-


	A	B	C	D	E	F
1						
2	O_70003: Office of Research					
3	Board of Trustees Report					
4	O_70003: Office of Research					
5			FY18		FY19	
6	Fund Class - Source	Summary Level Natural Accounts	Budget	Actual through March	Budget	Variance FY18 Budget to FY19 Budget
67		A_B4000 Tuition & Educational Fees	-	-	-	-
68		A_B4100 Sales of Goods & Services	-	-	-	-
69		A_B4300 Grants & Contracts	-	-	-	-
70		A_43501 Federal Appropriations	-	-	-	-
71		A_B4400 Other Operating Revenue	-	-	-	-
72		A_B5000 Non Operating Revenues	-	-	-	-
73		A_B5100 Appropriations	-	-	-	-
74		A_B5300 Gifts	-	-	-	-
75		A_B5500 Investment Income	-	-	-	-
76		A_B5600 Other Non Operating Revenues	-	-	-	-
77		Total_Revenue Revenue	-	-	-	-
78		A_B6000 Salaries, Wages & Benefits	-	-	-	-
79		A_B6200 Services & Fees	-	-	-	-
80		A_B6300 Travel	-	-	-	-
81	FC_B30 Restr	A_B6400 Supplies	-	-	-	-
82	Expendable Op	A_B6450 Utilities	-	-	-	-
83		A_B6500 Repairs & Maintenance	-	-	-	-
84		A_B6550 Rentals & Leases	-	-	-	-
85		A_B6575 Interest Expense	-	-	-	-
86		A_B6600 Claims & Judgements	-	-	-	-
87		A_B6650 Other Expense	-	-	-	-
88		A_B6700 Subcontracts	-	-	-	-
89		A_B6900 Depreciation & Amortization	-	-	-	-
90		A_B7000 Capital Expense	-	-	-	-
91		A_B7200 Discontinued Operations	-	-	-	-
92		A_B7500 Other Non Operating Expenses	-	-	-	-
93		A_B7600 Internal Allocations & Sales	-	-	-	-
94		A_B7700 Funding Tranfers	-	-	-	-
95		Total_Expenses Expenses	-	-	-	-
96		Statement of Activities Net Result	-	-	-	-
97		A_B4000 Tuition & Educational Fees	-	-	-	-
98		A_B4100 Sales of Goods & Services	-	-	-	-
99		A_B4300 Grants & Contracts	-	-	-	-
100		A_43501 Federal Appropriations	-	-	-	-
101		A_B4400 Other Operating Revenue	-	-	-	-
102		A_B5000 Non Operating Revenues	-	-	-	-
103		A_B5100 Appropriations	-	-	-	-
104		A_B5300 Gifts	-	-	-	-
105		A_B5500 Investment Income	-	-	-	-
106		A_B5600 Other Non Operating Revenues	-	-	-	-
107		Total_Revenue Revenue	-	-	-	-
108		A_B6000 Salaries, Wages & Benefits	-	-	-	-
109		A_B6200 Services & Fees	-	-	-	-
110		A_B6300 Travel	-	-	-	-
111	FC_B35 Restr	A_B6400 Supplies	-	-	-	-
112	Expendable Non Op	A_B6450 Utilities	-	-	-	-
113		A_B6500 Repairs & Maintenance	-	-	-	-
114		A_B6550 Rentals & Leases	-	-	-	-
115		A_B6575 Interest Expense	-	-	-	-
116		A_B6600 Claims & Judgements	-	-	-	-
117		A_B6650 Other Expense	-	-	-	-
118		A_B6700 Subcontracts	-	-	-	-
119		A_B6900 Depreciation & Amortization	-	-	-	-
120		A_B7000 Capital Expense	-	-	-	-
121		A_B7200 Discontinued Operations	-	-	-	-
122		A_B7500 Other Non Operating Expenses	-	-	-	-
123		A_B7600 Internal Allocations & Sales	-	-	-	-
124		A_B7700 Funding Tranfers	-	-	-	-
125		Total_Expenses Expenses	-	-	-	-
126		Statement of Activities Net Result	-	-	-	-


	A	B	C	D	E	F
1						
2	O_70003: Office of Research					
3	Board of Trustees Report					
4	O_70003: Office of Research					
5			FY18		FY19	
6	Fund Class - Source	Summary Level Natural Accounts	Budget	Actual through March	Budget	Variance FY18 Budget to FY19 Budget
127		A_B4000 Tuition & Educational Fees	-	-	-	-
128		A_B4100 Sales of Goods & Services	-	-	-	-
129		A_B4300 Grants & Contracts	-	-	-	-
130		A_43501 Federal Appropriations	-	-	-	-
131		A_B4400 Other Operating Revenue	-	-	-	-
132		A_B5000 Non Operating Revenues	-	-	-	-
133		A_B5100 Appropriations	-	-	-	-
134		A_B5300 Gifts	-	-	-	-
135		A_B5500 Investment Income	-	-	-	-
136		A_B5600 Other Non Operating Revenues	-	-	-	-
137		Total_Revenue Revenue	-	-	-	-
138		A_B6000 Salaries, Wages & Benefits	-	-	-	-
139		A_B6200 Services & Fees	-	-	-	-
140		A_B6300 Travel	-	-	-	-
141	FC_B40 Restr	A_B6400 Supplies	-	-	-	-
142	Grants	A_B6450 Utilities	-	-	-	-
143		A_B6500 Repairs & Maintenance	-	-	-	-
144		A_B6550 Rentals & Leases	-	-	-	-
145		A_B6575 Interest Expense	-	-	-	-
146		A_B6600 Claims & Judgements	-	-	-	-
147		A_B6650 Other Expense	-	-	-	-
148		A_B6700 Subcontracts	-	-	-	-
149		A_B6900 Depreciation & Amortization	-	-	-	-
150		A_B7000 Capital Expense	-	-	-	-
151		A_B7200 Discontinued Operations	-	-	-	-
152		A_B7500 Other Non Operating Expenses	-	-	-	-
153		A_B7600 Internal Allocations & Sales	-	-	-	-
154		A_B7700 Funding Tranfers	-	-	-	-
155		Total_Expenses Expenses	-	-	-	-
156		Statement of Activities Net Result	-	-	-	-
157		A_B4000 Tuition & Educational Fees	-	-	-	-
158		A_B4100 Sales of Goods & Services	-	-	-	-
159		A_B4300 Grants & Contracts	-	-	-	-
160		A_43501 Federal Appropriations	-	-	-	-
161		A_B4400 Other Operating Revenue	-	-	-	-
162		A_B5000 Non Operating Revenues	-	-	-	-
163		A_B5100 Appropriations	-	-	-	-
164		A_B5300 Gifts	-	-	-	-
165		A_B5500 Investment Income	-	-	-	-
166		A_B5600 Other Non Operating Revenues	-	-	-	-
167		Total_Revenue Revenue	-	-	-	-
168		A_B6000 Salaries, Wages & Benefits	-	-	-	-
169		A_B6200 Services & Fees	-	-	-	-
170		A_B6300 Travel	-	-	-	-
171	FC_B45 Restr	A_B6400 Supplies	-	-	-	-
172	Govt Funds	A_B6450 Utilities	-	-	-	-
173		A_B6500 Repairs & Maintenance	-	-	-	-
174		A_B6550 Rentals & Leases	-	-	-	-
175		A_B6575 Interest Expense	-	-	-	-
176		A_B6600 Claims & Judgements	-	-	-	-
177		A_B6650 Other Expense	-	-	-	-
178		A_B6700 Subcontracts	-	-	-	-
179		A_B6900 Depreciation & Amortization	-	-	-	-
180		A_B7000 Capital Expense	-	-	-	-
181		A_B7200 Discontinued Operations	-	-	-	-
182		A_B7500 Other Non Operating Expenses	-	-	-	-
183		A_B7600 Internal Allocations & Sales	-	-	-	-
184		A_B7700 Funding Tranfers	-	-	-	-
185		Total_Expenses Expenses	-	-	-	-
186		Statement of Activities Net Result	-	-	-	-


	A	B	C	D	E	F	
1							
2	O_70005: Research Products Center						
3	Board of Trustees Report						
4	O_70005: Research Products Center						
5			FY18		FY19		
6	Fund Class - Source	Summary Level Natural Accounts	Budget	Actual through March	Budget	Variance FY18 Budget to FY19 Budget	
7	FC_105 Unrestricted Operating Class	A_B4000 Tuition & Educational Fees	-	-	-	-	
8		A_B4100 Sales of Goods & Services	-	-	-	-	
9		A_B4300 Grants & Contracts	(500,000)	-	-	500,000	
10		A_43501 Federal Appropriations	-	-	-	-	
11		A_B4400 Other Operating Revenue	-	(333,706)	(326,881)	(326,881)	
12		A_B5000 Non Operating Revenues	-	-	-	-	
13		A_B5100 Appropriations	-	-	-	-	
14		A_B5300 Gifts	-	-	-	-	
15		A_B5500 Investment Income	-	-	-	-	
16		A_B5600 Other Non Operating Revenues	-	-	-	-	
17			Total_Revenue Revenue	(500,000)	(333,706)	(326,881)	173,119
18			A_B6000 Salaries, Wages & Benefits	-	-	-	-
19			A_B6200 Services & Fees	500,000	248,180	695,473	195,473
20			A_B6300 Travel	-	-	-	-
21			A_B6400 Supplies	-	3,719	8,219	8,219
22			A_B6450 Utilities	-	-	-	-
23			A_B6500 Repairs & Maintenance	-	-	-	-
24			A_B6550 Rentals & Leases	-	-	-	-
25			A_B6575 Interest Expense	-	-	-	-
26			A_B6600 Claims & Judgements	-	-	-	-
27			A_B6650 Other Expense	-	325	65,376	65,376
28			A_B6700 Subcontracts	-	-	-	-
29			A_B6900 Depreciation & Amortization	-	-	-	-
30			A_B7000 Capital Expense	-	-	-	-
31			A_B7200 Discontinued Operations	-	-	-	-
32			A_B7500 Other Non Operating Expenses	-	-	-	-
33			A_B7600 Internal Allocations & Sales	-	5,780	-	-
34			A_B7700 Funding Tranfers	-	-	(442,187)	(442,187)
35			Total_Expenses Expenses	500,000	258,003	326,881	(173,119)
36			Statement of Activities Net Result	-	(75,703)	-	-
37		FC_B20 Designated Op	A_B4000 Tuition & Educational Fees	-	-	-	-
38			A_B4100 Sales of Goods & Services	-	-	-	-
39			A_B4300 Grants & Contracts	-	-	-	-
40			A_43501 Federal Appropriations	-	-	-	-
41			A_B4400 Other Operating Revenue	-	-	-	-
42			A_B5000 Non Operating Revenues	-	-	-	-
43	A_B5100 Appropriations		-	-	-	-	
44	A_B5300 Gifts		-	-	-	-	
45	A_B5500 Investment Income		-	-	-	-	
46	A_B5600 Other Non Operating Revenues		-	-	-	-	
47			Total_Revenue Revenue	-	-	-	-
48			A_B6000 Salaries, Wages & Benefits	-	-	-	-
49			A_B6200 Services & Fees	-	-	-	-
50			A_B6300 Travel	-	-	-	-
51			A_B6400 Supplies	-	-	-	-
52			A_B6450 Utilities	-	-	-	-
53			A_B6500 Repairs & Maintenance	-	-	-	-
54			A_B6550 Rentals & Leases	-	-	-	-
55			A_B6575 Interest Expense	-	-	-	-
56			A_B6600 Claims & Judgements	-	-	-	-
57			A_B6650 Other Expense	-	-	-	-
58			A_B6700 Subcontracts	-	-	-	-
59			A_B6900 Depreciation & Amortization	-	-	-	-
60			A_B7000 Capital Expense	-	-	-	-
61			A_B7200 Discontinued Operations	-	-	-	-
62			A_B7500 Other Non Operating Expenses	-	-	-	-
63			A_B7600 Internal Allocations & Sales	-	-	-	-
64			A_B7700 Funding Tranfers	-	-	-	-
65			Total_Expenses Expenses	-	-	-	-
66			Statement of Activities Net Result	-	-	-	-


	A	B	C	D	E	F
1						
2	O_70005: Research Products Center					
3	Board of Trustees Report					
4	O_70005: Research Products Center					
5				FY18	FY19	
6	Fund Class - Source	Summary Level Natural Accounts	Budget	Actual through March	Budget	Variance FY18 Budget to FY19 Budget
67		A_B4000 Tuition & Educational Fees	-	-	-	-
68		A_B4100 Sales of Goods & Services	-	-	-	-
69		A_B4300 Grants & Contracts	-	-	-	-
70		A_43501 Federal Appropriations	-	-	-	-
71		A_B4400 Other Operating Revenue	-	-	-	-
72		A_B5000 Non Operating Revenues	-	-	-	-
73		A_B5100 Appropriations	-	-	-	-
74		A_B5300 Gifts	-	(1,626)	-	-
75		A_B5500 Investment Income	-	-	-	-
76		A_B5600 Other Non Operating Revenues	-	-	-	-
77		Total_Revenue Revenue	-	(1,626)	-	-
78		A_B6000 Salaries, Wages & Benefits	-	-	-	-
79		A_B6200 Services & Fees	-	96,011	-	-
80		A_B6300 Travel	-	-	-	-
81	FC_B30 Restr	A_B6400 Supplies	-	-	-	-
82	Expendable Op	A_B6450 Utilities	-	-	-	-
83		A_B6500 Repairs & Maintenance	-	-	-	-
84		A_B6550 Rentals & Leases	-	-	-	-
85		A_B6575 Interest Expense	-	-	-	-
86		A_B6600 Claims & Judgements	-	-	-	-
87		A_B6650 Other Expense	-	55	-	-
88		A_B6700 Subcontracts	-	-	-	-
89		A_B6900 Depreciation & Amortization	-	-	-	-
90		A_B7000 Capital Expense	-	-	-	-
91		A_B7200 Discontinued Operations	-	-	-	-
92		A_B7500 Other Non Operating Expenses	-	-	-	-
93		A_B7600 Internal Allocations & Sales	-	-	-	-
94		A_B7700 Funding Tranfers	-	-	-	-
95		Total_Expenses Expenses	-	96,066	-	-
96		Statement of Activities Net Result	-	94,439	-	-
97		A_B4000 Tuition & Educational Fees	-	-	-	-
98		A_B4100 Sales of Goods & Services	-	-	-	-
99		A_B4300 Grants & Contracts	-	-	-	-
100		A_43501 Federal Appropriations	-	-	-	-
101		A_B4400 Other Operating Revenue	-	-	-	-
102		A_B5000 Non Operating Revenues	-	-	-	-
103		A_B5100 Appropriations	-	-	-	-
104		A_B5300 Gifts	-	-	-	-
105		A_B5500 Investment Income	-	-	-	-
106		A_B5600 Other Non Operating Revenues	-	-	-	-
107		Total_Revenue Revenue	-	-	-	-
108		A_B6000 Salaries, Wages & Benefits	-	-	-	-
109		A_B6200 Services & Fees	-	-	-	-
110		A_B6300 Travel	-	-	-	-
111	FC_B35 Restr	A_B6400 Supplies	-	-	-	-
112	Expendable	A_B6450 Utilities	-	-	-	-
113	Non Op	A_B6500 Repairs & Maintenance	-	-	-	-
114		A_B6550 Rentals & Leases	-	-	-	-
115		A_B6575 Interest Expense	-	-	-	-
116		A_B6600 Claims & Judgements	-	-	-	-
117		A_B6650 Other Expense	-	-	-	-
118		A_B6700 Subcontracts	-	-	-	-
119		A_B6900 Depreciation & Amortization	-	-	-	-
120		A_B7000 Capital Expense	-	-	-	-
121		A_B7200 Discontinued Operations	-	-	-	-
122		A_B7500 Other Non Operating Expenses	-	-	-	-
123		A_B7600 Internal Allocations & Sales	-	-	-	-
124		A_B7700 Funding Tranfers	-	-	-	-
125		Total_Expenses Expenses	-	-	-	-
126		Statement of Activities Net Result	-	-	-	-

	A	B	C	D	E	F
1						
2	O_70005: Research Products Center					
3	Board of Trustees Report					
4	O_70005: Research Products Center					
5				FY18	FY19	
6	Fund Class - Source	Summary Level Natural Accounts	Budget	Actual through March	Budget	Variance FY18 Budget to FY19 Budget
127		A_B4000 Tuition & Educational Fees	-	-	1,516	1,516
128		A_B4100 Sales of Goods & Services	-	-	-	-
129		A_B4300 Grants & Contracts	-	(84,406)	(114,587)	(114,587)
130		A_43501 Federal Appropriations	-	-	-	-
131		A_B4400 Other Operating Revenue	-	-	-	-
132		A_B5000 Non Operating Revenues	-	-	-	-
133		A_B5100 Appropriations	-	-	-	-
134		A_B5300 Gifts	-	-	-	-
135		A_B5500 Investment Income	-	-	-	-
136		A_B5600 Other Non Operating Revenues	-	-	11,369	11,369
137		Total_Revenue Revenue	-	(84,406)	(101,701)	(101,701)
138		A_B6000 Salaries, Wages & Benefits	-	62,916	53,317	53,317
139		A_B6200 Services & Fees	-	2,667	5,306	5,306
140		A_B6300 Travel	-	-	3,032	3,032
141	FC_B40 Restr	A_B6400 Supplies	-	5,914	5,509	5,509
142	Grants	A_B6450 Utilities	-	-	-	-
143		A_B6500 Repairs & Maintenance	-	-	-	-
144		A_B6550 Rentals & Leases	-	-	5,306	5,306
145		A_B6575 Interest Expense	-	-	-	-
146		A_B6600 Claims & Judgements	-	-	-	-
147		A_B6650 Other Expense	-	725	-	-
148		A_B6700 Subcontracts	-	-	-	-
149		A_B6900 Depreciation & Amortization	-	-	-	-
150		A_B7000 Capital Expense	-	-	-	-
151		A_B7200 Discontinued Operations	-	-	-	-
152		A_B7500 Other Non Operating Expenses	-	-	-	-
153		A_B7600 Internal Allocations & Sales	-	-	-	-
154		A_B7700 Funding Tranfers	-	-	-	-
155		Total_Expenses Expenses	-	72,223	72,470	72,470
156		Statement of Activities Net Result	-	(12,184)	(29,232)	(29,232)
157		A_B4000 Tuition & Educational Fees	-	-	-	-
158		A_B4100 Sales of Goods & Services	-	-	-	-
159		A_B4300 Grants & Contracts	-	-	-	-
160		A_43501 Federal Appropriations	-	-	-	-
161		A_B4400 Other Operating Revenue	-	-	-	-
162		A_B5000 Non Operating Revenues	-	-	-	-
163		A_B5100 Appropriations	-	-	-	-
164		A_B5300 Gifts	-	-	-	-
165		A_B5500 Investment Income	-	-	-	-
166		A_B5600 Other Non Operating Revenues	-	-	-	-
167		Total_Revenue Revenue	-	-	-	-
168		A_B6000 Salaries, Wages & Benefits	-	-	-	-
169		A_B6200 Services & Fees	-	-	-	-
170		A_B6300 Travel	-	-	-	-
171	FC_B45 Restr	A_B6400 Supplies	-	-	-	-
172	Govt Funds	A_B6450 Utilities	-	-	-	-
173		A_B6500 Repairs & Maintenance	-	-	-	-
174		A_B6550 Rentals & Leases	-	-	-	-
175		A_B6575 Interest Expense	-	-	-	-
176		A_B6600 Claims & Judgements	-	-	-	-
177		A_B6650 Other Expense	-	-	-	-
178		A_B6700 Subcontracts	-	-	-	-
179		A_B6900 Depreciation & Amortization	-	-	-	-
180		A_B7000 Capital Expense	-	-	-	-
181		A_B7200 Discontinued Operations	-	-	-	-
182		A_B7500 Other Non Operating Expenses	-	-	-	-
183		A_B7600 Internal Allocations & Sales	-	-	-	-
184		A_B7700 Funding Tranfers	-	-	-	-
185		Total_Expenses Expenses	-	-	-	-
186		Statement of Activities Net Result	-	-	-	-


	A	B	C	D	E	F	
1							
2	O_70006: Small Business Development Center						
3	Board of Trustees Report						
4	O_70006: Small Business Development Center						
5			FY18		FY19		
6	Fund Class - Source	Summary Level Natural Accounts	Budget	Actual through March	Budget	Variance FY18 Budget to FY19 Budget	
7	FC_105 Unrestricted Operating Class	A_B4000 Tuition & Educational Fees	-	-	-	-	
8		A_B4100 Sales of Goods & Services	-	-	-	-	
9		A_B4300 Grants & Contracts	-	-	-	-	
10		A_43501 Federal Appropriations	-	-	-	-	
11		A_B4400 Other Operating Revenue	(8,700)	(17,091)	-	8,700	
12		A_B5000 Non Operating Revenues	-	-	-	-	
13		A_B5100 Appropriations	-	-	-	-	
14		A_B5300 Gifts	-	-	-	-	
15		A_B5500 Investment Income	-	-	-	-	
16		A_B5600 Other Non Operating Revenues	-	-	-	-	
17		Total_Revenue Revenue	(8,700)	(17,091)	-	8,700	
18		A_B6000 Salaries, Wages & Benefits	-	-	-	-	
19		A_B6200 Services & Fees	-	1,500	-	-	
20		A_B6300 Travel	-	377	-	-	
21		A_B6400 Supplies	-	698	-	-	
22		A_B6450 Utilities	-	-	-	-	
23		A_B6500 Repairs & Maintenance	-	-	-	-	
24		A_B6550 Rentals & Leases	-	-	-	-	
25		A_B6575 Interest Expense	-	-	-	-	
26		A_B6600 Claims & Judgements	-	-	-	-	
27		A_B6650 Other Expense	-	121	-	-	
28		A_B6700 Subcontracts	-	-	-	-	
29		A_B6900 Depreciation & Amortization	-	-	-	-	
30		A_B7000 Capital Expense	-	-	-	-	
31		A_B7200 Discontinued Operations	-	-	-	-	
32		A_B7500 Other Non Operating Expenses	-	-	-	-	
33		A_B7600 Internal Allocations & Sales	-	-	-	-	
34		A_B7700 Funding Tranfers	4,200	-	-	(4,200)	
35		Total_Expenses Expenses	4,200	2,696	-	(4,200)	
36		Statement of Activities Net Result	(4,500)	(14,395)	-	4,500	
37		FC_B20 Designated Op	A_B4000 Tuition & Educational Fees	-	-	-	-
38			A_B4100 Sales of Goods & Services	-	-	-	-
39			A_B4300 Grants & Contracts	-	(113)	-	-
40			A_43501 Federal Appropriations	-	-	-	-
41			A_B4400 Other Operating Revenue	(2,309)	-	-	2,309
42			A_B5000 Non Operating Revenues	-	-	-	-
43	A_B5100 Appropriations		-	-	-	-	
44	A_B5300 Gifts		-	-	-	-	
45	A_B5500 Investment Income		-	-	-	-	
46	A_B5600 Other Non Operating Revenues		-	-	-	-	
47	Total_Revenue Revenue		(2,309)	(113)	-	2,309	
48	A_B6000 Salaries, Wages & Benefits		-	10,130	-	-	
49	A_B6200 Services & Fees		5,623	26,920	-	(5,623)	
50	A_B6300 Travel		48	657	-	(48)	
51	A_B6400 Supplies		-	3,352	-	-	
52	A_B6450 Utilities		-	-	-	-	
53	A_B6500 Repairs & Maintenance		-	-	-	-	
54	A_B6550 Rentals & Leases		-	5,384	-	-	
55	A_B6575 Interest Expense		-	-	-	-	
56	A_B6600 Claims & Judgements		-	-	-	-	
57	A_B6650 Other Expense		-	1,246	-	-	
58	A_B6700 Subcontracts		-	-	-	-	
59	A_B6900 Depreciation & Amortization		-	-	-	-	
60	A_B7000 Capital Expense		-	-	-	-	
61	A_B7200 Discontinued Operations		-	-	-	-	
62	A_B7500 Other Non Operating Expenses		-	-	-	-	
63	A_B7600 Internal Allocations & Sales		-	-	-	-	
64	A_B7700 Funding Tranfers		(3,362)	-	-	3,362	
65	Total_Expenses Expenses		2,309	47,689	-	(2,309)	
66	Statement of Activities Net Result		-	47,575	-	-	


	A	B	C	D	E	F
1						
2	O_70006: Small Business Development Center					
3	Board of Trustees Report					
4	O_70006: Small Business Development Center					
5			FY18		FY19	
6	Fund Class - Source	Summary Level Natural Accounts	Budget	Actual through March	Budget	Variance FY18 Budget to FY19 Budget
67		A_B4000 Tuition & Educational Fees	-	-	-	-
68		A_B4100 Sales of Goods & Services	-	-	-	-
69		A_B4300 Grants & Contracts	-	-	-	-
70		A_43501 Federal Appropriations	-	-	-	-
71		A_B4400 Other Operating Revenue	-	-	-	-
72		A_B5000 Non Operating Revenues	-	-	-	-
73		A_B5100 Appropriations	-	-	-	-
74		A_B5300 Gifts	-	-	-	-
75		A_B5500 Investment Income	-	-	-	-
76		A_B5600 Other Non Operating Revenues	-	-	-	-
77		Total_Revenue Revenue	-	-	-	-
78		A_B6000 Salaries, Wages & Benefits	-	-	-	-
79		A_B6200 Services & Fees	-	-	-	-
80		A_B6300 Travel	-	-	-	-
81	FC_B30 Restr	A_B6400 Supplies	-	-	-	-
82	Expendable Op	A_B6450 Utilities	-	-	-	-
83		A_B6500 Repairs & Maintenance	-	-	-	-
84		A_B6550 Rentals & Leases	-	-	-	-
85		A_B6575 Interest Expense	-	-	-	-
86		A_B6600 Claims & Judgements	-	-	-	-
87		A_B6650 Other Expense	-	-	-	-
88		A_B6700 Subcontracts	-	-	-	-
89		A_B6900 Depreciation & Amortization	-	-	-	-
90		A_B7000 Capital Expense	-	-	-	-
91		A_B7200 Discontinued Operations	-	-	-	-
92		A_B7500 Other Non Operating Expenses	-	-	-	-
93		A_B7600 Internal Allocations & Sales	-	-	-	-
94		A_B7700 Funding Tranfers	-	-	-	-
95		Total_Expenses Expenses	-	-	-	-
96		Statement of Activities Net Result	-	-	-	-
97		A_B4000 Tuition & Educational Fees	-	-	-	-
98		A_B4100 Sales of Goods & Services	-	-	-	-
99		A_B4300 Grants & Contracts	-	-	-	-
100		A_43501 Federal Appropriations	-	-	-	-
101		A_B4400 Other Operating Revenue	-	-	-	-
102		A_B5000 Non Operating Revenues	-	-	-	-
103		A_B5100 Appropriations	-	-	-	-
104		A_B5300 Gifts	-	-	-	-
105		A_B5500 Investment Income	-	-	-	-
106		A_B5600 Other Non Operating Revenues	-	-	-	-
107		Total_Revenue Revenue	-	-	-	-
108		A_B6000 Salaries, Wages & Benefits	-	-	-	-
109		A_B6200 Services & Fees	-	-	-	-
110		A_B6300 Travel	-	-	-	-
111	FC_B35 Restr	A_B6400 Supplies	-	-	-	-
112	Expendable	A_B6450 Utilities	-	-	-	-
113	Non Op	A_B6500 Repairs & Maintenance	-	-	-	-
114		A_B6550 Rentals & Leases	-	-	-	-
115		A_B6575 Interest Expense	-	-	-	-
116		A_B6600 Claims & Judgements	-	-	-	-
117		A_B6650 Other Expense	-	-	-	-
118		A_B6700 Subcontracts	-	-	-	-
119		A_B6900 Depreciation & Amortization	-	-	-	-
120		A_B7000 Capital Expense	-	-	-	-
121		A_B7200 Discontinued Operations	-	-	-	-
122		A_B7500 Other Non Operating Expenses	-	-	-	-
123		A_B7600 Internal Allocations & Sales	-	-	-	-
124		A_B7700 Funding Tranfers	-	-	-	-
125		Total_Expenses Expenses	-	-	-	-
126		Statement of Activities Net Result	-	-	-	-

	A	B	C	D	E	F
1						
2	O_70006: Small Business Development Center					
3	Board of Trustees Report					
4	O_70006: Small Business Development Center					
5				FY18	FY19	
6	Fund Class - Source	Summary Level Natural Accounts	Budget	Actual through March	Budget	Variance FY18 Budget to FY19 Budget
127		A_B4000 Tuition & Educational Fees	-	-	54,060	54,060
128		A_B4100 Sales of Goods & Services	-	-	-	-
129		A_B4300 Grants & Contracts	-	(2,837,412)	(3,602,315)	(3,602,315)
130		A_43501 Federal Appropriations	-	-	-	-
131		A_B4400 Other Operating Revenue	-	-	-	-
132		A_B5000 Non Operating Revenues	-	-	-	-
133		A_B5100 Appropriations	-	-	-	-
134		A_B5300 Gifts	-	-	-	-
135		A_B5500 Investment Income	-	-	-	-
136		A_B5600 Other Non Operating Revenues	-	(190,691)	479,080	479,080
137		Total_Revenue Revenue	-	(3,028,103)	(3,069,175)	(3,069,175)
138		A_B6000 Salaries, Wages & Benefits	-	1,412,829	992,739	992,739
139		A_B6200 Services & Fees	-	141,694	353,236	353,236
140		A_B6300 Travel	-	59,830	178,689	178,689
141	FC_B40 Restr	A_B6400 Supplies	-	63,653	623,783	623,783
142	Grants	A_B6450 Utilities	-	578	-	-
143		A_B6500 Repairs & Maintenance	-	2,658	-	-
144		A_B6550 Rentals & Leases	-	21,298	189,134	189,134
145		A_B6575 Interest Expense	-	-	-	-
146		A_B6600 Claims & Judgements	-	-	-	-
147		A_B6650 Other Expense	-	216,525	-	-
148		A_B6700 Subcontracts	-	191	-	-
149		A_B6900 Depreciation & Amortization	-	-	-	-
150		A_B7000 Capital Expense	-	889	-	-
151		A_B7200 Discontinued Operations	-	-	-	-
152		A_B7500 Other Non Operating Expenses	-	-	55,679	55,679
153		A_B7600 Internal Allocations & Sales	-	-	-	-
154		A_B7700 Funding Tranfers	-	-	-	-
155		Total_Expenses Expenses	-	1,920,145	2,393,259	2,393,259
156		Statement of Activities Net Result	-	(1,107,958)	(675,916)	(675,916)
157		A_B4000 Tuition & Educational Fees	-	-	-	-
158		A_B4100 Sales of Goods & Services	-	-	-	-
159		A_B4300 Grants & Contracts	-	-	-	-
160		A_43501 Federal Appropriations	-	-	-	-
161		A_B4400 Other Operating Revenue	-	-	-	-
162		A_B5000 Non Operating Revenues	-	-	-	-
163		A_B5100 Appropriations	-	-	-	-
164		A_B5300 Gifts	-	-	-	-
165		A_B5500 Investment Income	-	-	-	-
166		A_B5600 Other Non Operating Revenues	-	-	-	-
167		Total_Revenue Revenue	-	-	-	-
168		A_B6000 Salaries, Wages & Benefits	-	-	-	-
169		A_B6200 Services & Fees	-	-	-	-
170		A_B6300 Travel	-	-	-	-
171	FC_B45 Restr	A_B6400 Supplies	-	-	-	-
172	Govt Funds	A_B6450 Utilities	-	-	-	-
173		A_B6500 Repairs & Maintenance	-	-	-	-
174		A_B6550 Rentals & Leases	-	-	-	-
175		A_B6575 Interest Expense	-	-	-	-
176		A_B6600 Claims & Judgements	-	-	-	-
177		A_B6650 Other Expense	-	-	-	-
178		A_B6700 Subcontracts	-	-	-	-
179		A_B6900 Depreciation & Amortization	-	-	-	-
180		A_B7000 Capital Expense	-	-	-	-
181		A_B7200 Discontinued Operations	-	-	-	-
182		A_B7500 Other Non Operating Expenses	-	-	-	-
183		A_B7600 Internal Allocations & Sales	-	-	-	-
184		A_B7700 Funding Tranfers	-	-	-	-
185		Total_Expenses Expenses	-	-	-	-
186		Statement of Activities Net Result	-	-	-	-


	A	B	C	D	E	F	
1							
2	O_70007: Manufacturing Works						
3	Board of Trustees Report						
4	O_70007: Manufacturing Works						
5			FY18		FY19		
6	Fund Class - Source	Summary Level Natural Accounts	Budget	Actual through March	Budget	Variance FY18 Budget to FY19 Budget	
7	FC_105 Unrestricted Operating Class	A_B4000 Tuition & Educational Fees	-	-	-	-	
8		A_B4100 Sales of Goods & Services	-	-	-	-	
9		A_B4300 Grants & Contracts	-	-	-	-	
10		A_43501 Federal Appropriations	-	-	-	-	
11		A_B4400 Other Operating Revenue	-	-	-	-	
12		A_B5000 Non Operating Revenues	-	-	-	-	
13		A_B5100 Appropriations	-	-	-	-	
14		A_B5300 Gifts	-	-	-	-	
15		A_B5500 Investment Income	-	-	-	-	
16		A_B5600 Other Non Operating Revenues	-	-	-	-	
17			Total Revenue Revenue	-	-	-	-
18			A_B6000 Salaries, Wages & Benefits	-	-	-	-
19			A_B6200 Services & Fees	-	168	-	-
20			A_B6300 Travel	-	47	-	-
21			A_B6400 Supplies	-	-	-	-
22			A_B6450 Utilities	-	-	-	-
23			A_B6500 Repairs & Maintenance	-	-	-	-
24			A_B6550 Rentals & Leases	-	-	-	-
25			A_B6575 Interest Expense	-	-	-	-
26			A_B6600 Claims & Judgements	-	-	-	-
27			A_B6650 Other Expense	-	-	-	-
28			A_B6700 Subcontracts	-	-	-	-
29			A_B6900 Depreciation & Amortization	-	-	-	-
30			A_B7000 Capital Expense	-	-	-	-
31			A_B7200 Discontinued Operations	-	-	-	-
32			A_B7500 Other Non Operating Expenses	-	-	-	-
33			A_B7600 Internal Allocations & Sales	-	-	-	-
34			A_B7700 Funding Tranfers	-	-	-	-
35			Total Expenses Expenses	-	215	-	-
36			Statement of Activities Net Result	-	215	-	-
37		FC_B20 Designated Op	A_B4000 Tuition & Educational Fees	-	-	-	-
38			A_B4100 Sales of Goods & Services	-	-	-	-
39			A_B4300 Grants & Contracts	-	-	(11,000)	(11,000)
40			A_43501 Federal Appropriations	-	-	-	-
41			A_B4400 Other Operating Revenue	-	-	-	-
42			A_B5000 Non Operating Revenues	-	-	-	-
43	A_B5100 Appropriations		-	-	-	-	
44	A_B5300 Gifts		-	-	-	-	
45	A_B5500 Investment Income		-	-	-	-	
46	A_B5600 Other Non Operating Revenues		-	-	-	-	
47			Total Revenue Revenue	-	-	(11,000)	(11,000)
48			A_B6000 Salaries, Wages & Benefits	-	-	8,000	8,000
49			A_B6200 Services & Fees	-	-	3,000	3,000
50			A_B6300 Travel	-	-	4,000	4,000
51			A_B6400 Supplies	-	-	14,000	14,000
52			A_B6450 Utilities	-	-	-	-
53			A_B6500 Repairs & Maintenance	-	-	-	-
54			A_B6550 Rentals & Leases	-	-	-	-
55			A_B6575 Interest Expense	-	-	-	-
56			A_B6600 Claims & Judgements	-	-	-	-
57			A_B6650 Other Expense	-	-	3,326	3,326
58			A_B6700 Subcontracts	-	-	-	-
59			A_B6900 Depreciation & Amortization	-	-	-	-
60			A_B7000 Capital Expense	-	-	-	-
61			A_B7200 Discontinued Operations	-	-	-	-
62			A_B7500 Other Non Operating Expenses	-	-	-	-
63			A_B7600 Internal Allocations & Sales	-	-	1,500	1,500
64			A_B7700 Funding Tranfers	-	-	(22,826)	(22,826)
65			Total Expenses Expenses	-	-	11,000	11,000
66			Statement of Activities Net Result	-	-	0	0


	A	B	C	D	E	F
1						
2	O_70007: Manufacturing Works					
3	Board of Trustees Report					
4	O_70007: Manufacturing Works					
5			FY18		FY19	
6	Fund Class - Source	Summary Level Natural Accounts	Budget	Actual through March	Budget	Variance FY18 Budget to FY19 Budget
67		A_B4000 Tuition & Educational Fees	-	-	-	-
68		A_B4100 Sales of Goods & Services	-	-	-	-
69		A_B4300 Grants & Contracts	-	-	-	-
70		A_43501 Federal Appropriations	-	-	-	-
71		A_B4400 Other Operating Revenue	-	-	-	-
72		A_B5000 Non Operating Revenues	-	-	-	-
73		A_B5100 Appropriations	-	-	-	-
74		A_B5300 Gifts	-	-	-	-
75		A_B5500 Investment Income	-	-	-	-
76		A_B5600 Other Non Operating Revenues	-	-	-	-
77		Total_Revenue Revenue	-	-	-	-
78		A_B6000 Salaries, Wages & Benefits	-	-	-	-
79		A_B6200 Services & Fees	-	-	-	-
80		A_B6300 Travel	-	-	-	-
81	FC_B30 Restr	A_B6400 Supplies	-	-	-	-
82	Expendable Op	A_B6450 Utilities	-	-	-	-
83		A_B6500 Repairs & Maintenance	-	-	-	-
84		A_B6550 Rentals & Leases	-	-	-	-
85		A_B6575 Interest Expense	-	-	-	-
86		A_B6600 Claims & Judgements	-	-	-	-
87		A_B6650 Other Expense	-	-	-	-
88		A_B6700 Subcontracts	-	-	-	-
89		A_B6900 Depreciation & Amortization	-	-	-	-
90		A_B7000 Capital Expense	-	-	-	-
91		A_B7200 Discontinued Operations	-	-	-	-
92		A_B7500 Other Non Operating Expenses	-	-	-	-
93		A_B7600 Internal Allocations & Sales	-	-	-	-
94		A_B7700 Funding Tranfers	-	-	-	-
95		Total_Expenses Expenses	-	-	-	-
96		Statement of Activities Net Result	-	-	-	-
97		A_B4000 Tuition & Educational Fees	-	-	-	-
98		A_B4100 Sales of Goods & Services	-	-	-	-
99		A_B4300 Grants & Contracts	-	-	-	-
100		A_43501 Federal Appropriations	-	-	-	-
101		A_B4400 Other Operating Revenue	-	-	-	-
102		A_B5000 Non Operating Revenues	-	-	-	-
103		A_B5100 Appropriations	-	-	-	-
104		A_B5300 Gifts	-	-	-	-
105		A_B5500 Investment Income	-	-	-	-
106		A_B5600 Other Non Operating Revenues	-	-	-	-
107		Total_Revenue Revenue	-	-	-	-
108		A_B6000 Salaries, Wages & Benefits	-	-	-	-
109		A_B6200 Services & Fees	-	-	-	-
110		A_B6300 Travel	-	-	-	-
111	FC_B35 Restr	A_B6400 Supplies	-	-	-	-
112	Expendable Non Op	A_B6450 Utilities	-	-	-	-
113		A_B6500 Repairs & Maintenance	-	-	-	-
114		A_B6550 Rentals & Leases	-	-	-	-
115		A_B6575 Interest Expense	-	-	-	-
116		A_B6600 Claims & Judgements	-	-	-	-
117		A_B6650 Other Expense	-	-	-	-
118		A_B6700 Subcontracts	-	-	-	-
119		A_B6900 Depreciation & Amortization	-	-	-	-
120		A_B7000 Capital Expense	-	-	-	-
121		A_B7200 Discontinued Operations	-	-	-	-
122		A_B7500 Other Non Operating Expenses	-	-	-	-
123		A_B7600 Internal Allocations & Sales	-	-	-	-
124		A_B7700 Funding Tranfers	-	-	-	-
125		Total_Expenses Expenses	-	-	-	-
126		Statement of Activities Net Result	-	-	-	-

	A	B	C	D	E	F
1						
2	O_70007: Manufacturing Works					
3	Board of Trustees Report					
4	O_70007: Manufacturing Works					
5			FY18		FY19	
6	Fund Class - Source	Summary Level Natural Accounts	Budget	Actual through March	Budget	Variance FY18 Budget to FY19 Budget
127		A_B4000 Tuition & Educational Fees	-	-	11,754	11,754
128		A_B4100 Sales of Goods & Services	-	-	-	-
129		A_B4300 Grants & Contracts	-	(1,117,609)	(974,248)	(974,248)
130		A_43501 Federal Appropriations	-	-	-	-
131		A_B4400 Other Operating Revenue	-	-	-	-
132		A_B5000 Non Operating Revenues	-	-	-	-
133		A_B5100 Appropriations	-	-	-	-
134		A_B5300 Gifts	-	-	-	-
135		A_B5500 Investment Income	-	-	-	-
136		A_B5600 Other Non Operating Revenues	-	(116,984)	91,201	91,201
137		Total_Revenue Revenue	-	(1,234,594)	(871,294)	(871,294)
138		A_B6000 Salaries, Wages & Benefits	-	557,923	325,022	325,022
139		A_B6200 Services & Fees	-	69,953	30,331	30,331
140		A_B6300 Travel	-	49,195	108,118	108,118
141	FC_B40 Restr	A_B6400 Supplies	-	18,355	70,328	70,328
142	Grants	A_B6450 Utilities	-	325	-	-
143		A_B6500 Repairs & Maintenance	-	-	-	-
144		A_B6550 Rentals & Leases	-	7,132	41,138	41,138
145		A_B6575 Interest Expense	-	-	-	-
146		A_B6600 Claims & Judgements	-	-	-	-
147		A_B6650 Other Expense	-	128,991	-	-
148		A_B6700 Subcontracts	-	38	-	-
149		A_B6900 Depreciation & Amortization	-	-	-	-
150		A_B7000 Capital Expense	-	-	-	-
151		A_B7200 Discontinued Operations	-	-	-	-
152		A_B7500 Other Non Operating Expenses	-	-	48,938	48,938
153		A_B7600 Internal Allocations & Sales	-	(186)	-	-
154		A_B7700 Funding Tranfers	-	-	-	-
155		Total_Expenses Expenses	-	831,726	623,875	623,875
156		Statement of Activities Net Result	-	(402,868)	(247,419)	(247,419)
157		A_B4000 Tuition & Educational Fees	-	-	-	-
158		A_B4100 Sales of Goods & Services	-	-	-	-
159		A_B4300 Grants & Contracts	-	-	-	-
160		A_43501 Federal Appropriations	-	-	-	-
161		A_B4400 Other Operating Revenue	-	-	-	-
162		A_B5000 Non Operating Revenues	-	-	-	-
163		A_B5100 Appropriations	-	-	-	-
164		A_B5300 Gifts	-	-	-	-
165		A_B5500 Investment Income	-	-	-	-
166		A_B5600 Other Non Operating Revenues	-	-	-	-
167		Total_Revenue Revenue	-	-	-	-
168		A_B6000 Salaries, Wages & Benefits	-	-	-	-
169		A_B6200 Services & Fees	-	-	-	-
170		A_B6300 Travel	-	-	-	-
171	FC_B45 Restr	A_B6400 Supplies	-	-	-	-
172	Govt Funds	A_B6450 Utilities	-	-	-	-
173		A_B6500 Repairs & Maintenance	-	-	-	-
174		A_B6550 Rentals & Leases	-	-	-	-
175		A_B6575 Interest Expense	-	-	-	-
176		A_B6600 Claims & Judgements	-	-	-	-
177		A_B6650 Other Expense	-	-	-	-
178		A_B6700 Subcontracts	-	-	-	-
179		A_B6900 Depreciation & Amortization	-	-	-	-
180		A_B7000 Capital Expense	-	-	-	-
181		A_B7200 Discontinued Operations	-	-	-	-
182		A_B7500 Other Non Operating Expenses	-	-	-	-
183		A_B7600 Internal Allocations & Sales	-	-	-	-
184		A_B7700 Funding Tranfers	-	-	-	-
185		Total_Expenses Expenses	-	-	-	-
186		Statement of Activities Net Result	-	-	-	-


	A	B	C	D	E	F	
1							
2	O_70008: Wyo Natural Diversity Database						
3	Board of Trustees Report						
4	O_70008: Wyo Natural Diversity Database						
5			FY18		FY19		
6	Fund Class - Source	Summary Level Natural Accounts	Budget	Actual through March	Budget	Variance FY18 Budget to FY19 Budget	
7	FC_105 Unrestricted Operating Class	A_B4000 Tuition & Educational Fees	-	-	-	-	
8		A_B4100 Sales of Goods & Services	-	-	-	-	
9		A_B4300 Grants & Contracts	(648,264)	-	(875,991)	(227,727)	
10		A_43501 Federal Appropriations	-	-	-	-	
11		A_B4400 Other Operating Revenue	-	-	-	-	
12		A_B5000 Non Operating Revenues	-	-	-	-	
13		A_B5100 Appropriations	-	-	-	-	
14		A_B5300 Gifts	-	-	-	-	
15		A_B5500 Investment Income	-	-	-	-	
16		A_B5600 Other Non Operating Revenues	-	-	-	-	
17			Total_Revenue Revenue	(648,264)	-	(875,991)	(227,727)
18			A_B6000 Salaries, Wages & Benefits	1,004,369	458,102	1,206,595	202,226
19			A_B6200 Services & Fees	-	-	-	-
20			A_B6300 Travel	-	486	-	-
21			A_B6400 Supplies	-	807	-	-
22			A_B6450 Utilities	-	-	-	-
23			A_B6500 Repairs & Maintenance	-	-	-	-
24			A_B6550 Rentals & Leases	-	-	-	-
25			A_B6575 Interest Expense	-	-	-	-
26			A_B6600 Claims & Judgements	-	-	-	-
27			A_B6650 Other Expense	-	103	-	-
28			A_B6700 Subcontracts	-	-	-	-
29			A_B6900 Depreciation & Amortization	-	-	-	-
30			A_B7000 Capital Expense	-	-	-	-
31			A_B7200 Discontinued Operations	-	-	-	-
32			A_B7500 Other Non Operating Expenses	-	-	-	-
33			A_B7600 Internal Allocations & Sales	-	-	-	-
34			A_B7700 Funding Tranfers	-	-	-	-
35			Total_Expenses Expenses	1,004,369	459,497	1,206,595	202,226
36			Statement of Activities Net Result	356,105	459,497	330,604	(25,502)
37		FC_B20 Designated Op	A_B4000 Tuition & Educational Fees	-	-	-	-
38			A_B4100 Sales of Goods & Services	-	-	-	-
39			A_B4300 Grants & Contracts	-	(71)	(20,000)	(20,000)
40			A_43501 Federal Appropriations	-	-	-	-
41			A_B4400 Other Operating Revenue	-	-	-	-
42			A_B5000 Non Operating Revenues	-	-	-	-
43	A_B5100 Appropriations		-	-	-	-	
44	A_B5300 Gifts		-	-	-	-	
45	A_B5500 Investment Income		-	-	-	-	
46	A_B5600 Other Non Operating Revenues		-	-	-	-	
47			Total_Revenue Revenue	-	(71)	(20,000)	(20,000)
48			A_B6000 Salaries, Wages & Benefits	-	1,128	-	-
49			A_B6200 Services & Fees	-	491	-	-
50			A_B6300 Travel	-	1,216	2,000	2,000
51			A_B6400 Supplies	-	2,790	9,050	9,050
52			A_B6450 Utilities	-	-	-	-
53			A_B6500 Repairs & Maintenance	-	-	-	-
54			A_B6550 Rentals & Leases	-	-	-	-
55			A_B6575 Interest Expense	-	-	-	-
56			A_B6600 Claims & Judgements	-	-	-	-
57			A_B6650 Other Expense	-	-	2,500	2,500
58			A_B6700 Subcontracts	-	-	-	-
59			A_B6900 Depreciation & Amortization	-	-	-	-
60			A_B7000 Capital Expense	-	-	-	-
61			A_B7200 Discontinued Operations	-	-	-	-
62			A_B7500 Other Non Operating Expenses	-	-	-	-
63			A_B7600 Internal Allocations & Sales	-	-	6,450	6,450
64			A_B7700 Funding Tranfers	-	-	-	-
65			Total_Expenses Expenses	-	5,624	20,000	20,000
66			Statement of Activities Net Result	-	5,554	-	-


	A	B	C	D	E	F
1						
2	O_70008: Wyo Natural Diversity Database					
3	Board of Trustees Report					
4	O_70008: Wyo Natural Diversity Database					
5			FY18	FY19		
6	Fund Class - Source	Summary Level Natural Accounts	Budget	Actual through March	Budget	Variance FY18 Budget to FY19 Budget
67		A_B4000 Tuition & Educational Fees	-	-	-	-
68		A_B4100 Sales of Goods & Services	-	-	-	-
69		A_B4300 Grants & Contracts	-	-	-	-
70		A_43501 Federal Appropriations	-	-	-	-
71		A_B4400 Other Operating Revenue	-	-	-	-
72		A_B5000 Non Operating Revenues	-	-	-	-
73		A_B5100 Appropriations	-	-	-	-
74		A_B5300 Gifts	-	-	-	-
75		A_B5500 Investment Income	-	-	-	-
76		A_B5600 Other Non Operating Revenues	-	-	-	-
77		Total Revenue Revenue	-	-	-	-
78		A_B6000 Salaries, Wages & Benefits	-	-	-	-
79		A_B6200 Services & Fees	-	-	-	-
80		A_B6300 Travel	-	-	-	-
81	FC_B30 Restr	A_B6400 Supplies	-	-	-	-
82	Expendable Op	A_B6450 Utilities	-	-	-	-
83		A_B6500 Repairs & Maintenance	-	-	-	-
84		A_B6550 Rentals & Leases	-	-	-	-
85		A_B6575 Interest Expense	-	-	-	-
86		A_B6600 Claims & Judgements	-	-	-	-
87		A_B6650 Other Expense	-	-	-	-
88		A_B6700 Subcontracts	-	-	-	-
89		A_B6900 Depreciation & Amortization	-	-	-	-
90		A_B7000 Capital Expense	-	-	-	-
91		A_B7200 Discontinued Operations	-	-	-	-
92		A_B7500 Other Non Operating Expenses	-	-	-	-
93		A_B7600 Internal Allocations & Sales	-	-	-	-
94		A_B7700 Funding Tranfers	-	-	-	-
95		Total Expenses Expenses	-	-	-	-
96		Statement of Activities Net Result	-	-	-	-
97		A_B4000 Tuition & Educational Fees	-	-	-	-
98		A_B4100 Sales of Goods & Services	-	-	-	-
99		A_B4300 Grants & Contracts	-	-	-	-
100		A_43501 Federal Appropriations	-	-	-	-
101		A_B4400 Other Operating Revenue	-	-	-	-
102		A_B5000 Non Operating Revenues	-	-	-	-
103		A_B5100 Appropriations	-	-	-	-
104		A_B5300 Gifts	-	-	-	-
105		A_B5500 Investment Income	-	-	-	-
106		A_B5600 Other Non Operating Revenues	-	-	-	-
107		Total Revenue Revenue	-	-	-	-
108		A_B6000 Salaries, Wages & Benefits	-	-	-	-
109		A_B6200 Services & Fees	-	-	-	-
110		A_B6300 Travel	-	-	-	-
111	FC_B35 Restr	A_B6400 Supplies	-	-	-	-
112	Expendable Non Op	A_B6450 Utilities	-	-	-	-
113		A_B6500 Repairs & Maintenance	-	-	-	-
114		A_B6550 Rentals & Leases	-	-	-	-
115		A_B6575 Interest Expense	-	-	-	-
116		A_B6600 Claims & Judgements	-	-	-	-
117		A_B6650 Other Expense	-	-	-	-
118		A_B6700 Subcontracts	-	-	-	-
119		A_B6900 Depreciation & Amortization	-	-	-	-
120		A_B7000 Capital Expense	-	-	-	-
121		A_B7200 Discontinued Operations	-	-	-	-
122		A_B7500 Other Non Operating Expenses	-	-	-	-
123		A_B7600 Internal Allocations & Sales	-	-	-	-
124		A_B7700 Funding Tranfers	-	-	-	-
125		Total Expenses Expenses	-	-	-	-
126		Statement of Activities Net Result	-	-	-	-


	A	B	C	D	E	F
1						
2	O_70008: Wyo Natural Diversity Database					
3	Board of Trustees Report					
4	O_70008: Wyo Natural Diversity Database					
5				FY18	FY19	
6	Fund Class - Source	Summary Level Natural Accounts	Budget	Actual through March	Budget	Variance FY18 Budget to FY19 Budget
127		A_B4000 Tuition & Educational Fees	-	-	32,907	32,907
128		A_B4100 Sales of Goods & Services	-	-	-	-
129		A_B4300 Grants & Contracts	-	(752,595)	(1,974,558)	(1,974,558)
130		A_43501 Federal Appropriations	-	-	-	-
131		A_B4400 Other Operating Revenue	-	-	-	-
132		A_B5000 Non Operating Revenues	-	-	-	-
133		A_B5100 Appropriations	-	-	-	-
134		A_B5300 Gifts	-	-	-	-
135		A_B5500 Investment Income	-	-	-	-
136		A_B5600 Other Non Operating Revenues	-	(95,842)	298,763	298,763
137		Total_Revenue Revenue	-	(848,437)	(1,642,888)	(1,642,888)
138		A_B6000 Salaries, Wages & Benefits	-	548,552	894,381	894,381
139		A_B6200 Services & Fees	-	15,659	215,902	215,902
140		A_B6300 Travel	-	76,079	129,216	129,216
141	FC_B40 Restr Grants	A_B6400 Supplies	-	36,366	135,766	135,766
142		A_B6450 Utilities	-	-	-	-
143		A_B6500 Repairs & Maintenance	-	620	-	-
144		A_B6550 Rentals & Leases	-	8,748	88,322	88,322
145		A_B6575 Interest Expense	-	-	-	-
146		A_B6600 Claims & Judgements	-	-	-	-
147		A_B6650 Other Expense	-	130,217	677	677
148		A_B6700 Subcontracts	-	-	-	-
149		A_B6900 Depreciation & Amortization	-	-	-	-
150		A_B7000 Capital Expense	-	4,397	-	-
151		A_B7200 Discontinued Operations	-	-	-	-
152		A_B7500 Other Non Operating Expenses	-	-	39,887	39,887
153		A_B7600 Internal Allocations & Sales	-	-	-	-
154		A_B7700 Funding Tranfers	-	-	-	-
155		Total_Expenses Expenses	-	820,638	1,504,152	1,504,152
156		Statement of Activities Net Result	-	(27,799)	(138,736)	(138,736)
157		A_B4000 Tuition & Educational Fees	-	-	-	-
158		A_B4100 Sales of Goods & Services	-	-	-	-
159		A_B4300 Grants & Contracts	-	-	-	-
160		A_43501 Federal Appropriations	-	-	-	-
161		A_B4400 Other Operating Revenue	-	-	-	-
162		A_B5000 Non Operating Revenues	-	-	-	-
163		A_B5100 Appropriations	-	-	-	-
164		A_B5300 Gifts	-	-	-	-
165		A_B5500 Investment Income	-	-	-	-
166		A_B5600 Other Non Operating Revenues	-	-	-	-
167		Total_Revenue Revenue	-	-	-	-
168		A_B6000 Salaries, Wages & Benefits	-	-	-	-
169		A_B6200 Services & Fees	-	-	-	-
170		A_B6300 Travel	-	-	-	-
171	FC_B45 Restr Govt Funds	A_B6400 Supplies	-	-	-	-
172		A_B6450 Utilities	-	-	-	-
173		A_B6500 Repairs & Maintenance	-	-	-	-
174		A_B6550 Rentals & Leases	-	-	-	-
175		A_B6575 Interest Expense	-	-	-	-
176		A_B6600 Claims & Judgements	-	-	-	-
177		A_B6650 Other Expense	-	-	-	-
178		A_B6700 Subcontracts	-	-	-	-
179		A_B6900 Depreciation & Amortization	-	-	-	-
180		A_B7000 Capital Expense	-	-	-	-
181		A_B7200 Discontinued Operations	-	-	-	-
182		A_B7500 Other Non Operating Expenses	-	-	-	-
183		A_B7600 Internal Allocations & Sales	-	-	-	-
184		A_B7700 Funding Tranfers	-	-	-	-
185		Total_Expenses Expenses	-	-	-	-
186		Statement of Activities Net Result	-	-	-	-


	A	B	C	D	E	F	
1							
2	O_70009: EPSCoR						
3	Board of Trustees Report						
4	O_70009: EPSCoR						
5				FY18	FY19		
6	Fund Class - Source	Summary Level Natural Accounts	Budget	Actual through March	Budget	Variance FY18 Budget to FY19 Budget	
7	FC_105 Unrestricted Operating Class	A_B4000 Tuition & Educational Fees	-	-	-	-	
8		A_B4100 Sales of Goods & Services	-	-	-	-	
9		A_B4300 Grants & Contracts	-	-	-	-	
10		A_43501 Federal Appropriations	-	-	-	-	
11		A_B4400 Other Operating Revenue	-	-	-	-	
12		A_B5000 Non Operating Revenues	-	-	-	-	
13		A_B5100 Appropriations	-	-	-	-	
14		A_B5300 Gifts	-	-	-	-	
15		A_B5500 Investment Income	-	-	-	-	
16		A_B5600 Other Non Operating Revenues	-	-	-	-	
17			Total_Revenue Revenue	-	-	-	-
18			A_B6000 Salaries, Wages & Benefits	66,640	49,980	66,640	0
19			A_B6200 Services & Fees	-	-	-	-
20			A_B6300 Travel	-	93	-	-
21			A_B6400 Supplies	-	2,740	-	-
22			A_B6450 Utilities	-	-	-	-
23			A_B6500 Repairs & Maintenance	-	-	-	-
24			A_B6550 Rentals & Leases	-	-	-	-
25			A_B6575 Interest Expense	-	-	-	-
26			A_B6600 Claims & Judgements	-	-	-	-
27			A_B6650 Other Expense	-	92	-	-
28			A_B6700 Subcontracts	-	-	-	-
29			A_B6900 Depreciation & Amortization	-	-	-	-
30			A_B7000 Capital Expense	-	-	-	-
31			A_B7200 Discontinued Operations	-	-	-	-
32			A_B7500 Other Non Operating Expenses	-	-	-	-
33			A_B7600 Internal Allocations & Sales	-	-	-	-
34			A_B7700 Funding Tranfers	-	-	-	-
35			Total_Expenses Expenses	66,640	52,906	66,640	0
36			Statement of Activities Net Result	66,640	52,906	66,640	0
37		FC_B20 Designated Op	A_B4000 Tuition & Educational Fees	-	-	-	-
38			A_B4100 Sales of Goods & Services	-	-	-	-
39			A_B4300 Grants & Contracts	-	-	-	-
40			A_43501 Federal Appropriations	-	-	-	-
41			A_B4400 Other Operating Revenue	-	-	-	-
42			A_B5000 Non Operating Revenues	-	-	-	-
43	A_B5100 Appropriations		-	-	-	-	
44	A_B5300 Gifts		-	-	-	-	
45	A_B5500 Investment Income		-	-	-	-	
46	A_B5600 Other Non Operating Revenues		-	-	-	-	
47			Total_Revenue Revenue	-	-	-	-
48			A_B6000 Salaries, Wages & Benefits	-	1,114	-	-
49			A_B6200 Services & Fees	-	-	-	-
50			A_B6300 Travel	-	-	-	-
51			A_B6400 Supplies	-	653	-	-
52			A_B6450 Utilities	-	-	-	-
53			A_B6500 Repairs & Maintenance	-	-	-	-
54			A_B6550 Rentals & Leases	-	-	-	-
55			A_B6575 Interest Expense	-	-	-	-
56			A_B6600 Claims & Judgements	-	-	-	-
57			A_B6650 Other Expense	-	12,630	-	-
58			A_B6700 Subcontracts	-	-	-	-
59			A_B6900 Depreciation & Amortization	-	-	-	-
60			A_B7000 Capital Expense	-	-	-	-
61			A_B7200 Discontinued Operations	-	-	-	-
62			A_B7500 Other Non Operating Expenses	-	-	-	-
63			A_B7600 Internal Allocations & Sales	-	-	-	-
64			A_B7700 Funding Tranfers	-	-	-	-
65			Total_Expenses Expenses	-	14,397	-	-
66			Statement of Activities Net Result	-	14,397	-	-


	A	B	C	D	E	F
1						
2	O_70009: EPSCoR					
3	Board of Trustees Report					
4	O_70009: EPSCoR					
5			FY18		FY19	
6	Fund Class - Source	Summary Level Natural Accounts	Budget	Actual through March	Budget	Variance FY18 Budget to FY19 Budget
67		A_B4000 Tuition & Educational Fees	-	-	-	-
68		A_B4100 Sales of Goods & Services	-	-	-	-
69		A_B4300 Grants & Contracts	-	-	-	-
70		A_43501 Federal Appropriations	-	-	-	-
71		A_B4400 Other Operating Revenue	-	-	-	-
72		A_B5000 Non Operating Revenues	-	-	-	-
73		A_B5100 Appropriations	-	-	-	-
74		A_B5300 Gifts	-	-	-	-
75		A_B5500 Investment Income	-	-	-	-
76		A_B5600 Other Non Operating Revenues	-	-	-	-
77		Total_Revenue Revenue	-	-	-	-
78		A_B6000 Salaries, Wages & Benefits	-	-	-	-
79		A_B6200 Services & Fees	-	-	-	-
80		A_B6300 Travel	-	-	-	-
81	FC_B30 Restr	A_B6400 Supplies	-	-	-	-
82	Expendable Op	A_B6450 Utilities	-	-	-	-
83		A_B6500 Repairs & Maintenance	-	-	-	-
84		A_B6550 Rentals & Leases	-	-	-	-
85		A_B6575 Interest Expense	-	-	-	-
86		A_B6600 Claims & Judgements	-	-	-	-
87		A_B6650 Other Expense	-	-	-	-
88		A_B6700 Subcontracts	-	-	-	-
89		A_B6900 Depreciation & Amortization	-	-	-	-
90		A_B7000 Capital Expense	-	-	-	-
91		A_B7200 Discontinued Operations	-	-	-	-
92		A_B7500 Other Non Operating Expenses	-	-	-	-
93		A_B7600 Internal Allocations & Sales	-	-	-	-
94		A_B7700 Funding Tranfers	-	-	-	-
95		Total_Expenses Expenses	-	-	-	-
96		Statement of Activities Net Result	-	-	-	-
97		A_B4000 Tuition & Educational Fees	-	-	-	-
98		A_B4100 Sales of Goods & Services	-	-	-	-
99		A_B4300 Grants & Contracts	-	-	-	-
100		A_43501 Federal Appropriations	-	-	-	-
101		A_B4400 Other Operating Revenue	-	-	-	-
102		A_B5000 Non Operating Revenues	-	-	-	-
103		A_B5100 Appropriations	-	-	-	-
104		A_B5300 Gifts	-	-	-	-
105		A_B5500 Investment Income	-	-	-	-
106		A_B5600 Other Non Operating Revenues	-	-	-	-
107		Total_Revenue Revenue	-	-	-	-
108		A_B6000 Salaries, Wages & Benefits	-	-	-	-
109		A_B6200 Services & Fees	-	-	-	-
110		A_B6300 Travel	-	-	-	-
111	FC_B35 Restr	A_B6400 Supplies	-	-	-	-
112	Expendable Non Op	A_B6450 Utilities	-	-	-	-
113		A_B6500 Repairs & Maintenance	-	-	-	-
114		A_B6550 Rentals & Leases	-	-	-	-
115		A_B6575 Interest Expense	-	-	-	-
116		A_B6600 Claims & Judgements	-	-	-	-
117		A_B6650 Other Expense	-	-	-	-
118		A_B6700 Subcontracts	-	-	-	-
119		A_B6900 Depreciation & Amortization	-	-	-	-
120		A_B7000 Capital Expense	-	-	-	-
121		A_B7200 Discontinued Operations	-	-	-	-
122		A_B7500 Other Non Operating Expenses	-	-	-	-
123		A_B7600 Internal Allocations & Sales	-	-	-	-
124		A_B7700 Funding Tranfers	-	-	-	-
125		Total_Expenses Expenses	-	-	-	-
126		Statement of Activities Net Result	-	-	-	-


	A	B	C	D	E	F	
1							
2	O_70009: EPSCoR						
3	Board of Trustees Report						
4	O_70009: EPSCoR						
5			FY18		FY19		
6	Fund Class - Source	Summary Level Natural Accounts	Budget	Actual through March	Budget	Variance FY18 Budget to FY19 Budget	
127	FC_B40 Restr Grants	A_B4000 Tuition & Educational Fees	-	-	9,364	9,364	
128		A_B4100 Sales of Goods & Services	-	-	-	-	
129		A_B4300 Grants & Contracts	-	(401,851)	(1,763,096)	(1,763,096)	
130		A_43501 Federal Appropriations	-	-	-	-	
131		A_B4400 Other Operating Revenue	-	-	-	-	
132		A_B5000 Non Operating Revenues	-	-	-	-	
133		A_B5100 Appropriations	-	-	-	-	
134		A_B5300 Gifts	-	-	-	-	
135		A_B5500 Investment Income	-	-	-	-	
136		A_B5600 Other Non Operating Revenues	-	(112,609)	103,945	103,945	
137		Total_Revenue Revenue	-	(514,459)	(1,649,788)	(1,649,788)	
138		A_B6000 Salaries, Wages & Benefits	-	152,115	193,901	193,901	
139		A_B6200 Services & Fees	-	72,989	395,358	395,358	
140		A_B6300 Travel	-	17,005	6,330	6,330	
141		A_B6400 Supplies	-	26,754	863,494	863,494	
142		A_B6450 Utilities	-	-	-	-	
143		A_B6500 Repairs & Maintenance	-	-	-	-	
144		A_B6550 Rentals & Leases	-	21,407	(327)	(327)	
145		A_B6575 Interest Expense	-	-	-	-	
146		A_B6600 Claims & Judgements	-	-	-	-	
147		A_B6650 Other Expense	-	141,681	-	-	
148		A_B6700 Subcontracts	-	39,004	8,296	8,296	
149		A_B6900 Depreciation & Amortization	-	-	-	-	
150		A_B7000 Capital Expense	-	(12,957)	-	-	
151		A_B7200 Discontinued Operations	-	-	-	-	
152		A_B7500 Other Non Operating Expenses	-	-	130,594	130,594	
153		A_B7600 Internal Allocations & Sales	-	-	-	-	
154		A_B7700 Funding Tranfers	-	-	-	-	
155		Total_Expenses Expenses	-	457,999	1,597,645	1,597,645	
156		Statement of Activities Net Result	-	(56,461)	(52,142)	(52,142)	
157		FC_B45 Restr Govt Funds	A_B4000 Tuition & Educational Fees	-	-	-	-
158			A_B4100 Sales of Goods & Services	-	-	-	-
159			A_B4300 Grants & Contracts	-	-	-	-
160	A_43501 Federal Appropriations		-	-	-	-	
161	A_B4400 Other Operating Revenue		-	-	-	-	
162	A_B5000 Non Operating Revenues		-	-	-	-	
163	A_B5100 Appropriations		-	-	-	-	
164	A_B5300 Gifts		-	-	-	-	
165	A_B5500 Investment Income		-	-	-	-	
166	A_B5600 Other Non Operating Revenues		-	-	-	-	
167	Total_Revenue Revenue		-	-	-	-	
168	A_B6000 Salaries, Wages & Benefits		-	-	-	-	
169	A_B6200 Services & Fees		-	-	-	-	
170	A_B6300 Travel		-	-	-	-	
171	A_B6400 Supplies		-	-	-	-	
172	A_B6450 Utilities		-	-	-	-	
173	A_B6500 Repairs & Maintenance		-	-	-	-	
174	A_B6550 Rentals & Leases		-	-	-	-	
175	A_B6575 Interest Expense		-	-	-	-	
176	A_B6600 Claims & Judgements		-	-	-	-	
177	A_B6650 Other Expense		-	-	-	-	
178	A_B6700 Subcontracts		-	-	-	-	
179	A_B6900 Depreciation & Amortization		-	-	-	-	
180	A_B7000 Capital Expense		-	-	-	-	
181	A_B7200 Discontinued Operations		-	-	-	-	
182	A_B7500 Other Non Operating Expenses		-	-	-	-	
183	A_B7600 Internal Allocations & Sales		-	-	-	-	
184	A_B7700 Funding Tranfers		-	-	-	-	
185	Total_Expenses Expenses		-	-	-	-	
186	Statement of Activities Net Result		-	-	-	-	


	A	B	C	D	E	F	
1							
2	O_70010: Wyo Technology Business Center						
3	Board of Trustees Report						
4	O_70010: Wyo Technology Business Center						
5			FY18		FY19		
6	Fund Class - Source	Summary Level Natural Accounts	Budget	Actual through March	Budget	Variance FY18 Budget to FY19 Budget	
7	FC_105 Unrestricted Operating Class	A_B4000 Tuition & Educational Fees	-	-	-	-	
8		A_B4100 Sales of Goods & Services	(396,260)	(236,998)	(627,649)	(231,389)	
9		A_B4300 Grants & Contracts	-	-	-	-	
10		A_43501 Federal Appropriations	-	-	-	-	
11		A_B4400 Other Operating Revenue	-	(2,336)	-	-	
12		A_B5000 Non Operating Revenues	-	-	-	-	
13		A_B5100 Appropriations	-	-	-	-	
14		A_B5300 Gifts	-	-	-	-	
15		A_B5500 Investment Income	-	-	-	-	
16		A_B5600 Other Non Operating Revenues	-	-	-	-	
17			Total_Revenue Revenue	(396,260)	(239,335)	(627,649)	(231,389)
18			A_B6000 Salaries, Wages & Benefits	566,716	362,030	268,160	(298,556)
19			A_B6200 Services & Fees	96,740	18,073	149,055	52,315
20			A_B6300 Travel	49,200	2,172	46,400	(2,800)
21			A_B6400 Supplies	92,737	322	35,070	(57,667)
22			A_B6450 Utilities	132,100	44,804	108,040	(24,060)
23			A_B6500 Repairs & Maintenance	500	619	12,600	12,100
24			A_B6550 Rentals & Leases	-	3,101	-	-
25			A_B6575 Interest Expense	-	-	-	-
26			A_B6600 Claims & Judgements	-	-	-	-
27			A_B6650 Other Expense	-	2,560	-	-
28			A_B6700 Subcontracts	-	-	-	-
29			A_B6900 Depreciation & Amortization	-	-	-	-
30			A_B7000 Capital Expense	-	459	-	-
31			A_B7200 Discontinued Operations	-	-	-	-
32			A_B7500 Other Non Operating Expenses	-	-	-	-
33			A_B7600 Internal Allocations & Sales	-	15,477	-	-
34			A_B7700 Funding Tranfers	(217,384)	(5,500)	-	217,384
35			Total_Expenses Expenses	720,609	444,115	619,325	(101,284)
36			Statement of Activities Net Result	324,349	204,780	(8,324)	(332,673)
37		FC_B20 Designated Op	A_B4000 Tuition & Educational Fees	-	-	-	-
38			A_B4100 Sales of Goods & Services	-	-	-	-
39			A_B4300 Grants & Contracts	-	-	-	-
40			A_43501 Federal Appropriations	-	-	-	-
41			A_B4400 Other Operating Revenue	-	-	-	-
42			A_B5000 Non Operating Revenues	-	-	-	-
43	A_B5100 Appropriations		-	-	-	-	
44	A_B5300 Gifts		-	-	-	-	
45	A_B5500 Investment Income		-	-	-	-	
46	A_B5600 Other Non Operating Revenues		-	-	-	-	
47			Total_Revenue Revenue	-	-	-	-
48			A_B6000 Salaries, Wages & Benefits	-	-	-	-
49			A_B6200 Services & Fees	-	-	-	-
50			A_B6300 Travel	-	-	-	-
51			A_B6400 Supplies	4,014	-	-	(4,014)
52			A_B6450 Utilities	-	-	-	-
53			A_B6500 Repairs & Maintenance	-	-	-	-
54			A_B6550 Rentals & Leases	-	-	-	-
55			A_B6575 Interest Expense	-	-	-	-
56			A_B6600 Claims & Judgements	-	-	-	-
57		A_B6650 Other Expense	-	-	-	-	
58		A_B6700 Subcontracts	-	-	-	-	
59		A_B6900 Depreciation & Amortization	-	-	-	-	
60		A_B7000 Capital Expense	-	-	-	-	
61		A_B7200 Discontinued Operations	-	-	-	-	
62		A_B7500 Other Non Operating Expenses	-	-	-	-	
63		A_B7600 Internal Allocations & Sales	-	-	-	-	
64		A_B7700 Funding Tranfers	(4,014)	-	-	4,014	
65		Total_Expenses Expenses	-	-	-	-	
66		Statement of Activities Net Result	-	-	-	-	


	A	B	C	D	E	F
1						
2	O_70010: Wyo Technology Business Center					
3	Board of Trustees Report					
4	O_70010: Wyo Technology Business Center					
5			FY18		FY19	
6	Fund Class - Source	Summary Level Natural Accounts	Budget	Actual through March	Budget	Variance FY18 Budget to FY19 Budget
67		A_B4000 Tuition & Educational Fees	-	-	-	-
68		A_B4100 Sales of Goods & Services	-	-	-	-
69		A_B4300 Grants & Contracts	-	-	-	-
70		A_43501 Federal Appropriations	-	-	-	-
71		A_B4400 Other Operating Revenue	-	-	-	-
72		A_B5000 Non Operating Revenues	-	-	-	-
73		A_B5100 Appropriations	-	-	-	-
74		A_B5300 Gifts	-	(87,919)	-	-
75		A_B5500 Investment Income	-	-	-	-
76		A_B5600 Other Non Operating Revenues	-	-	-	-
77		Total Revenue Revenue	-	(87,919)	-	-
78		A_B6000 Salaries, Wages & Benefits	-	-	-	-
79		A_B6200 Services & Fees	-	-	-	-
80		A_B6300 Travel	-	-	-	-
81	FC_B30 Restr	A_B6400 Supplies	-	-	-	-
82	Expendable Op	A_B6450 Utilities	-	-	-	-
83		A_B6500 Repairs & Maintenance	-	-	-	-
84		A_B6550 Rentals & Leases	-	-	-	-
85		A_B6575 Interest Expense	-	-	-	-
86		A_B6600 Claims & Judgements	-	-	-	-
87		A_B6650 Other Expense	-	87,919	-	-
88		A_B6700 Subcontracts	-	-	-	-
89		A_B6900 Depreciation & Amortization	-	-	-	-
90		A_B7000 Capital Expense	-	-	-	-
91		A_B7200 Discontinued Operations	-	-	-	-
92		A_B7500 Other Non Operating Expenses	-	-	-	-
93		A_B7600 Internal Allocations & Sales	-	-	-	-
94		A_B7700 Funding Tranfers	-	-	-	-
95		Total Expenses Expenses	-	87,919	-	-
96		Statement of Activities Net Result	-	-	-	-
97		A_B4000 Tuition & Educational Fees	-	-	-	-
98		A_B4100 Sales of Goods & Services	-	-	-	-
99		A_B4300 Grants & Contracts	-	-	-	-
100		A_43501 Federal Appropriations	-	-	-	-
101		A_B4400 Other Operating Revenue	-	-	-	-
102		A_B5000 Non Operating Revenues	-	-	-	-
103		A_B5100 Appropriations	-	-	-	-
104		A_B5300 Gifts	-	-	-	-
105		A_B5500 Investment Income	-	-	-	-
106		A_B5600 Other Non Operating Revenues	-	-	-	-
107		Total Revenue Revenue	-	-	-	-
108		A_B6000 Salaries, Wages & Benefits	-	-	-	-
109		A_B6200 Services & Fees	-	-	-	-
110		A_B6300 Travel	-	-	-	-
111	FC_B35 Restr	A_B6400 Supplies	-	-	-	-
112	Expendable Non Op	A_B6450 Utilities	-	-	-	-
113		A_B6500 Repairs & Maintenance	-	-	-	-
114		A_B6550 Rentals & Leases	-	-	-	-
115		A_B6575 Interest Expense	-	-	-	-
116		A_B6600 Claims & Judgements	-	-	-	-
117		A_B6650 Other Expense	-	-	-	-
118		A_B6700 Subcontracts	-	-	-	-
119		A_B6900 Depreciation & Amortization	-	-	-	-
120		A_B7000 Capital Expense	-	-	-	-
121		A_B7200 Discontinued Operations	-	-	-	-
122		A_B7500 Other Non Operating Expenses	-	-	-	-
123		A_B7600 Internal Allocations & Sales	-	-	-	-
124		A_B7700 Funding Tranfers	-	-	-	-
125		Total Expenses Expenses	-	-	-	-
126		Statement of Activities Net Result	-	-	-	-


	A	B	C	D	E	F	
1							
2	O_70010: Wyo Technology Business Center						
3	Board of Trustees Report						
4	O_70010: Wyo Technology Business Center						
5				FY18	FY19		
6	Fund Class - Source	Summary Level Natural Accounts	Budget	Actual through March	Budget	Variance FY18 Budget to FY19 Budget	
127		A_B4000 Tuition & Educational Fees	-	-	44,324	44,324	
128		A_B4100 Sales of Goods & Services	-	-	-	-	
129		A_B4300 Grants & Contracts	-	(482,533)	(1,290,932)	(1,290,932)	
130		A_43501 Federal Appropriations	-	-	-	-	
131		A_B4400 Other Operating Revenue	-	-	-	-	
132		A_B5000 Non Operating Revenues	-	-	-	-	
133		A_B5100 Appropriations	-	-	-	-	
134		A_B5300 Gifts	-	-	-	-	
135		A_B5500 Investment Income	-	-	-	-	
136		A_B5600 Other Non Operating Revenues	-	(6,143)	349,350	349,350	
137		Total_Revenue Revenue	-	(488,676)	(897,259)	(897,259)	
138		A_B6000 Salaries, Wages & Benefits	-	237,776	262,220	262,220	
139		A_B6200 Services & Fees	-	68,296	23,152	23,152	
140		A_B6300 Travel	-	-	90,940	90,940	
141	FC_B40 Restr Grants	A_B6400 Supplies	-	1,164	228,892	228,892	
142		A_B6450 Utilities	-	29,934	-	-	
143		A_B6500 Repairs & Maintenance	-	9,064	-	-	
144		A_B6550 Rentals & Leases	-	826	134,334	134,334	
145		A_B6575 Interest Expense	-	-	-	-	
146		A_B6600 Claims & Judgements	-	-	-	-	
147		A_B6650 Other Expense	-	6,511	-	-	
148		A_B6700 Subcontracts	-	-	-	-	
149		A_B6900 Depreciation & Amortization	-	-	-	-	
150		A_B7000 Capital Expense	-	21,435	-	-	
151		A_B7200 Discontinued Operations	-	-	-	-	
152		A_B7500 Other Non Operating Expenses	-	-	(129,675)	(129,675)	
153		A_B7600 Internal Allocations & Sales	-	-	-	-	
154		A_B7700 Funding Tranfers	-	-	-	-	
155		Total_Expenses Expenses	-	375,006	609,862	609,862	
156		Statement of Activities Net Result	-	(113,671)	(287,397)	(287,397)	
157		A_B4000 Tuition & Educational Fees	-	-	-	-	
158		A_B4100 Sales of Goods & Services	-	-	-	-	
159		A_B4300 Grants & Contracts	-	-	-	-	
160		A_43501 Federal Appropriations	-	-	-	-	
161		A_B4400 Other Operating Revenue	-	-	-	-	
162		A_B5000 Non Operating Revenues	-	-	-	-	
163		A_B5100 Appropriations	-	-	-	-	
164		A_B5300 Gifts	-	-	-	-	
165		A_B5500 Investment Income	-	-	-	-	
166		A_B5600 Other Non Operating Revenues	-	-	-	-	
167		Total_Revenue Revenue	-	-	-	-	
168		A_B6000 Salaries, Wages & Benefits	-	-	-	-	
169		A_B6200 Services & Fees	-	-	-	-	
170		A_B6300 Travel	-	-	-	-	
171	FC_B45 Restr Govt Funds	A_B6400 Supplies	-	-	-	-	
172		A_B6450 Utilities	-	-	-	-	
173		A_B6500 Repairs & Maintenance	-	-	-	-	
174		A_B6550 Rentals & Leases	-	-	-	-	
175		A_B6575 Interest Expense	-	-	-	-	
176		A_B6600 Claims & Judgements	-	-	-	-	
177		A_B6650 Other Expense	-	-	-	-	
178		A_B6700 Subcontracts	-	-	-	-	
179		A_B6900 Depreciation & Amortization	-	-	-	-	
180		A_B7000 Capital Expense	-	-	-	-	
181		A_B7200 Discontinued Operations	-	-	-	-	
182		A_B7500 Other Non Operating Expenses	-	-	-	-	
183		A_B7600 Internal Allocations & Sales	-	-	-	-	
184		A_B7700 Funding Tranfers	-	-	-	-	
185			Total_Expenses Expenses	-	-	-	-
186			Statement of Activities Net Result	-	-	-	-


	A	B	C	D	E	F	
1							
2	O_70011: Berry Center						
3	Board of Trustees Report						
4	O_70011: Berry Center						
5			FY18		FY19		
6	Fund Class - Source	Summary Level Natural Accounts	Budget	Actual through March	Budget	Variance FY18 Budget to FY19 Budget	
7	FC_105 Unrestricted Operating Class	A_B4000 Tuition & Educational Fees	-	-	-	-	
8		A_B4100 Sales of Goods & Services	-	(666)	-	-	
9		A_B4300 Grants & Contracts	-	-	-	-	
10		A_43501 Federal Appropriations	-	-	-	-	
11		A_B4400 Other Operating Revenue	-	-	-	-	
12		A_B5000 Non Operating Revenues	-	-	-	-	
13		A_B5100 Appropriations	-	-	-	-	
14		A_B5300 Gifts	-	-	-	-	
15		A_B5500 Investment Income	-	-	-	-	
16		A_B5600 Other Non Operating Revenues	-	-	-	-	
17			Total_Revenue Revenue	-	(666)	-	-
18			A_B6000 Salaries, Wages & Benefits	45,529	59,101	69,758	24,229
19			A_B6200 Services & Fees	1,362	1,000	9,275	7,913
20			A_B6300 Travel	11,034	6,349	9,250	(1,784)
21			A_B6400 Supplies	1,704	296	200	(1,504)
22			A_B6450 Utilities	-	-	-	-
23			A_B6500 Repairs & Maintenance	-	-	-	-
24			A_B6550 Rentals & Leases	-	-	25	25
25			A_B6575 Interest Expense	-	-	-	-
26			A_B6600 Claims & Judgements	-	-	-	-
27			A_B6650 Other Expense	1,300	121	3,450	2,150
28			A_B6700 Subcontracts	-	-	-	-
29			A_B6900 Depreciation & Amortization	-	-	-	-
30			A_B7000 Capital Expense	-	-	-	-
31			A_B7200 Discontinued Operations	-	-	-	-
32			A_B7500 Other Non Operating Expenses	-	-	-	-
33			A_B7600 Internal Allocations & Sales	(67,140)	(7,970)	(66,490)	650
34			A_B7700 Funding Tranfers	-	-	(10,068)	(10,068)
35			Total_Expenses Expenses	(6,211)	58,897	15,400	21,611
36			Statement of Activities Net Result	(6,211)	58,231	15,400	21,611
37		FC_B20 Designated Op	A_B4000 Tuition & Educational Fees	-	-	-	-
38			A_B4100 Sales of Goods & Services	-	-	(11,350)	(11,350)
39			A_B4300 Grants & Contracts	-	-	-	-
40			A_43501 Federal Appropriations	-	-	-	-
41			A_B4400 Other Operating Revenue	-	-	-	-
42			A_B5000 Non Operating Revenues	-	-	-	-
43	A_B5100 Appropriations		-	-	-	-	
44	A_B5300 Gifts		-	-	-	-	
45	A_B5500 Investment Income		-	-	-	-	
46	A_B5600 Other Non Operating Revenues		-	-	-	-	
47			Total_Revenue Revenue	-	-	(11,350)	(11,350)
48			A_B6000 Salaries, Wages & Benefits	-	-	-	-
49			A_B6200 Services & Fees	5,000	-	5,850	850
50			A_B6300 Travel	-	-	2,900	2,900
51			A_B6400 Supplies	250	-	300	50
52			A_B6450 Utilities	-	-	-	-
53			A_B6500 Repairs & Maintenance	-	-	-	-
54			A_B6550 Rentals & Leases	-	-	1,500	1,500
55			A_B6575 Interest Expense	-	-	-	-
56			A_B6600 Claims & Judgements	-	-	-	-
57			A_B6650 Other Expense	-	-	200	200
58			A_B6700 Subcontracts	-	-	-	-
59			A_B6900 Depreciation & Amortization	-	-	-	-
60			A_B7000 Capital Expense	-	-	-	-
61			A_B7200 Discontinued Operations	-	-	-	-
62			A_B7500 Other Non Operating Expenses	-	-	-	-
63			A_B7600 Internal Allocations & Sales	-	-	600	600
64			A_B7700 Funding Tranfers	(5,250)	-	-	5,250
65			Total_Expenses Expenses	-	-	11,350	11,350
66			Statement of Activities Net Result	-	-	-	-


	A	B	C	D	E	F
1						
2	O_70011: Berry Center					
3	Board of Trustees Report					
4	O_70011: Berry Center					
5				FY18	FY19	
6	Fund Class - Source	Summary Level Natural Accounts	Budget	Actual through March	Budget	Variance FY18 Budget to FY19 Budget
67		A_B4000 Tuition & Educational Fees	-	16,720	-	-
68		A_B4100 Sales of Goods & Services	-	-	-	-
69		A_B4300 Grants & Contracts	-	-	-	-
70		A_43501 Federal Appropriations	-	-	-	-
71		A_B4400 Other Operating Revenue	-	-	-	-
72		A_B5000 Non Operating Revenues	-	-	-	-
73		A_B5100 Appropriations	-	-	-	-
74		A_B5300 Gifts	-	(312,647)	(418,822)	(418,822)
75		A_B5500 Investment Income	-	-	-	-
76		A_B5600 Other Non Operating Revenues	-	-	-	-
77		Total_Revenue Revenue	-	(295,927)	(418,822)	(418,822)
78		A_B6000 Salaries, Wages & Benefits	-	300,294	358,507	358,507
79		A_B6200 Services & Fees	-	35,746	2,250	2,250
80		A_B6300 Travel	-	17,266	26,120	26,120
81	FC_B30 Restr	A_B6400 Supplies	-	15,812	20,870	20,870
82	Expendable Op	A_B6450 Utilities	-	-	-	-
83		A_B6500 Repairs & Maintenance	-	-	-	-
84		A_B6550 Rentals & Leases	-	25	-	-
85		A_B6575 Interest Expense	-	-	-	-
86		A_B6600 Claims & Judgements	-	-	-	-
87		A_B6650 Other Expense	-	1,740	3,375	3,375
88		A_B6700 Subcontracts	-	-	-	-
89		A_B6900 Depreciation & Amortization	-	-	-	-
90		A_B7000 Capital Expense	-	-	-	-
91		A_B7200 Discontinued Operations	-	-	-	-
92		A_B7500 Other Non Operating Expenses	-	-	-	-
93		A_B7600 Internal Allocations & Sales	-	13,963	7,700	7,700
94		A_B7700 Funding Tranfers	-	-	-	-
95		Total_Expenses Expenses	-	384,846	418,822	418,822
96		Statement of Activities Net Result	-	88,919	-	-
97		A_B4000 Tuition & Educational Fees	-	-	-	-
98		A_B4100 Sales of Goods & Services	-	-	-	-
99		A_B4300 Grants & Contracts	-	-	-	-
100		A_43501 Federal Appropriations	-	-	-	-
101		A_B4400 Other Operating Revenue	-	-	-	-
102		A_B5000 Non Operating Revenues	-	-	-	-
103		A_B5100 Appropriations	-	-	-	-
104		A_B5300 Gifts	-	-	-	-
105		A_B5500 Investment Income	-	-	-	-
106		A_B5600 Other Non Operating Revenues	-	-	-	-
107		Total_Revenue Revenue	-	-	-	-
108		A_B6000 Salaries, Wages & Benefits	-	-	-	-
109		A_B6200 Services & Fees	-	-	-	-
110		A_B6300 Travel	-	-	-	-
111	FC_B35 Restr	A_B6400 Supplies	-	-	-	-
112	Expendable	A_B6450 Utilities	-	-	-	-
113	Non Op	A_B6500 Repairs & Maintenance	-	-	-	-
114		A_B6550 Rentals & Leases	-	-	-	-
115		A_B6575 Interest Expense	-	-	-	-
116		A_B6600 Claims & Judgements	-	-	-	-
117		A_B6650 Other Expense	-	-	-	-
118		A_B6700 Subcontracts	-	-	-	-
119		A_B6900 Depreciation & Amortization	-	-	-	-
120		A_B7000 Capital Expense	-	-	-	-
121		A_B7200 Discontinued Operations	-	-	-	-
122		A_B7500 Other Non Operating Expenses	-	-	-	-
123		A_B7600 Internal Allocations & Sales	-	-	-	-
124		A_B7700 Funding Tranfers	-	-	-	-
125		Total_Expenses Expenses	-	-	-	-
126		Statement of Activities Net Result	-	-	-	-

	A	B	C	D	E	F
1						
2	O_70011: Berry Center					
3	Board of Trustees Report					
4	O_70011: Berry Center					
5						
6	Fund Class - Source	Summary Level Natural Accounts	FY18 Budget	FY19 Actual through March	FY19 Budget	Variance FY18 Budget to FY19 Budget
127		A_B4000 Tuition & Educational Fees	-	-	103	103
128		A_B4100 Sales of Goods & Services	-	-	-	-
129		A_B4300 Grants & Contracts	-	(8,000)	(5,143)	(5,143)
130		A_43501 Federal Appropriations	-	-	-	-
131		A_B4400 Other Operating Revenue	-	-	-	-
132		A_B5000 Non Operating Revenues	-	-	-	-
133		A_B5100 Appropriations	-	-	-	-
134		A_B5300 Gifts	-	-	-	-
135		A_B5500 Investment Income	-	-	-	-
136		A_B5600 Other Non Operating Revenues	-	-	771	771
137		Total Revenue Revenue	-	(8,000)	(4,269)	(4,269)
138		A_B6000 Salaries, Wages & Benefits	-	-	2,829	2,829
139		A_B6200 Services & Fees	-	-	360	360
140		A_B6300 Travel	-	-	206	206
141	FC_B40 Restr	A_B6400 Supplies	-	-	514	514
142	Grants	A_B6450 Utilities	-	-	-	-
143		A_B6500 Repairs & Maintenance	-	-	-	-
144		A_B6550 Rentals & Leases	-	-	360	360
145		A_B6575 Interest Expense	-	-	-	-
146		A_B6600 Claims & Judgements	-	-	-	-
147		A_B6650 Other Expense	-	-	-	-
148		A_B6700 Subcontracts	-	-	-	-
149		A_B6900 Depreciation & Amortization	-	-	-	-
150		A_B7000 Capital Expense	-	-	-	-
151		A_B7200 Discontinued Operations	-	-	-	-
152		A_B7500 Other Non Operating Expenses	-	-	-	-
153		A_B7600 Internal Allocations & Sales	-	-	-	-
154		A_B7700 Funding Tranfers	-	-	-	-
155		Total Expenses Expenses	-	-	4,269	4,269
156		Statement of Activities Net Result	-	(8,000)	-	-
157		A_B4000 Tuition & Educational Fees	-	-	-	-
158		A_B4100 Sales of Goods & Services	-	-	-	-
159		A_B4300 Grants & Contracts	-	-	-	-
160		A_43501 Federal Appropriations	-	-	-	-
161		A_B4400 Other Operating Revenue	-	-	-	-
162		A_B5000 Non Operating Revenues	-	-	-	-
163		A_B5100 Appropriations	-	-	-	-
164		A_B5300 Gifts	-	-	-	-
165		A_B5500 Investment Income	-	-	-	-
166		A_B5600 Other Non Operating Revenues	-	-	-	-
167		Total Revenue Revenue	-	-	-	-
168		A_B6000 Salaries, Wages & Benefits	-	-	-	-
169		A_B6200 Services & Fees	-	-	-	-
170		A_B6300 Travel	-	-	-	-
171	FC_B45 Restr	A_B6400 Supplies	-	-	-	-
172	Govt Funds	A_B6450 Utilities	-	-	-	-
173		A_B6500 Repairs & Maintenance	-	-	-	-
174		A_B6550 Rentals & Leases	-	-	-	-
175		A_B6575 Interest Expense	-	-	-	-
176		A_B6600 Claims & Judgements	-	-	-	-
177		A_B6650 Other Expense	-	-	-	-
178		A_B6700 Subcontracts	-	-	-	-
179		A_B6900 Depreciation & Amortization	-	-	-	-
180		A_B7000 Capital Expense	-	-	-	-
181		A_B7200 Discontinued Operations	-	-	-	-
182		A_B7500 Other Non Operating Expenses	-	-	-	-
183		A_B7600 Internal Allocations & Sales	-	-	-	-
184		A_B7700 Funding Tranfers	-	-	-	-
185		Total Expenses Expenses	-	-	-	-
186		Statement of Activities Net Result	-	-	-	-


	A	B	C	D	E	F	
1							
2	O_70012: Wyoming Public Media						
3	Board of Trustees Report						
4	O_70012: Wyoming Public Media						
5			FY18		FY19		
6	Fund Class - Source	Summary Level Natural Accounts	Budget	Actual through March	Budget	Variance FY18 Budget to FY19 Budget	
7	FC_105 Unrestricted Operating Class	A_B4000 Tuition & Educational Fees	-	-	-	-	
8		A_B4100 Sales of Goods & Services	-	-	-	-	
9		A_B4300 Grants & Contracts	-	-	-	-	
10		A_43501 Federal Appropriations	-	-	-	-	
11		A_B4400 Other Operating Revenue	-	-	-	-	
12		A_B5000 Non Operating Revenues	-	-	-	-	
13		A_B5100 Appropriations	-	-	-	-	
14		A_B5300 Gifts	-	-	-	-	
15		A_B5500 Investment Income	-	-	-	-	
16		A_B5600 Other Non Operating Revenues	-	-	-	-	
17			Total_Revenue Revenue	-	-	-	-
18			A_B6000 Salaries, Wages & Benefits	747,397	560,816	747,618	221
19			A_B6200 Services & Fees	-	790	-	-
20			A_B6300 Travel	-	1,291	-	-
21			A_B6400 Supplies	40,000	115	-	(40,000)
22			A_B6450 Utilities	-	-	-	-
23			A_B6500 Repairs & Maintenance	7,000	-	-	(7,000)
24			A_B6550 Rentals & Leases	-	4,800	7,000	7,000
25			A_B6575 Interest Expense	-	-	-	-
26			A_B6600 Claims & Judgements	-	-	-	-
27			A_B6650 Other Expense	-	15	-	-
28			A_B6700 Subcontracts	-	-	-	-
29			A_B6900 Depreciation & Amortization	-	-	-	-
30			A_B7000 Capital Expense	-	-	-	-
31			A_B7200 Discontinued Operations	-	-	-	-
32			A_B7500 Other Non Operating Expenses	-	-	-	-
33			A_B7600 Internal Allocations & Sales	-	-	-	-
34			A_B7700 Funding Tranfers	-	-	-	-
35			Total_Expenses Expenses	794,397	567,826	754,618	(39,779)
36			Statement of Activities Net Result	794,397	567,826	754,618	(39,779)
37		FC_B20 Designated Op	A_B4000 Tuition & Educational Fees	-	-	-	-
38			A_B4100 Sales of Goods & Services	-	-	-	-
39			A_B4300 Grants & Contracts	-	-	-	-
40			A_43501 Federal Appropriations	-	-	-	-
41			A_B4400 Other Operating Revenue	-	-	-	-
42			A_B5000 Non Operating Revenues	-	-	-	-
43	A_B5100 Appropriations		-	-	-	-	
44	A_B5300 Gifts		-	-	-	-	
45	A_B5500 Investment Income		-	-	-	-	
46	A_B5600 Other Non Operating Revenues		-	-	-	-	
47			Total_Revenue Revenue	-	-	-	-
48			A_B6000 Salaries, Wages & Benefits	-	2,995	-	-
49			A_B6200 Services & Fees	-	-	-	-
50			A_B6300 Travel	-	-	-	-
51			A_B6400 Supplies	432,943	-	-	(432,943)
52			A_B6450 Utilities	-	-	-	-
53			A_B6500 Repairs & Maintenance	-	-	-	-
54			A_B6550 Rentals & Leases	-	-	-	-
55			A_B6575 Interest Expense	-	-	-	-
56			A_B6600 Claims & Judgements	-	-	-	-
57			A_B6650 Other Expense	-	-	-	-
58			A_B6700 Subcontracts	-	-	-	-
59			A_B6900 Depreciation & Amortization	-	-	-	-
60			A_B7000 Capital Expense	-	-	-	-
61			A_B7200 Discontinued Operations	-	-	-	-
62			A_B7500 Other Non Operating Expenses	-	-	-	-
63			A_B7600 Internal Allocations & Sales	-	-	-	-
64			A_B7700 Funding Tranfers	(432,943)	-	-	432,943
65			Total_Expenses Expenses	-	2,995	-	-
66			Statement of Activities Net Result	-	2,995	-	-

	A	B	C	D	E	F
1						
2	O_70012: Wyoming Public Media					
3	Board of Trustees Report					
4	O_70012: Wyoming Public Media					
5				FY18	FY19	
6	Fund Class - Source	Summary Level Natural Accounts	Budget	Actual through March	Budget	Variance FY18 Budget to FY19 Budget
67		A_B4000 Tuition & Educational Fees	-	-	-	-
68		A_B4100 Sales of Goods & Services	-	-	-	-
69		A_B4300 Grants & Contracts	-	-	-	-
70		A_43501 Federal Appropriations	-	-	-	-
71		A_B4400 Other Operating Revenue	-	-	-	-
72		A_B5000 Non Operating Revenues	-	-	-	-
73		A_B5100 Appropriations	-	-	-	-
74		A_B5300 Gifts	-	(1,267,737)	(3,317,358)	(3,317,358)
75		A_B5500 Investment Income	-	-	-	-
76		A_B5600 Other Non Operating Revenues	-	-	-	-
77		Total Revenue Revenue	-	(1,267,737)	(3,317,358)	(3,317,358)
78		A_B6000 Salaries, Wages & Benefits	-	828,024	1,434,095	1,434,095
79		A_B6200 Services & Fees	-	108,408	358,600	358,600
80		A_B6300 Travel	-	58,531	120,500	120,500
81	FC_B30 Restr	A_B6400 Supplies	-	230,900	373,013	373,013
82	Expendable Op	A_B6450 Utilities	-	74,333	101,000	101,000
83		A_B6500 Repairs & Maintenance	-	3,574	650,000	650,000
84		A_B6550 Rentals & Leases	-	62,566	99,200	99,200
85		A_B6575 Interest Expense	-	-	-	-
86		A_B6600 Claims & Judgements	-	-	-	-
87		A_B6650 Other Expense	-	83,154	130,100	130,100
88		A_B6700 Subcontracts	-	-	-	-
89		A_B6900 Depreciation & Amortization	-	-	-	-
90		A_B7000 Capital Expense	-	-	-	-
91		A_B7200 Discontinued Operations	-	-	-	-
92		A_B7500 Other Non Operating Expenses	-	-	-	-
93		A_B7600 Internal Allocations & Sales	-	40,235	50,850	50,850
94		A_B7700 Funding Tranfers	-	-	-	-
95		Total Expenses Expenses	-	1,489,723	3,317,358	3,317,358
96		Statement of Activities Net Result	-	221,986	-	-
97		A_B4000 Tuition & Educational Fees	-	-	-	-
98		A_B4100 Sales of Goods & Services	-	-	-	-
99		A_B4300 Grants & Contracts	-	-	-	-
100		A_43501 Federal Appropriations	-	-	-	-
101		A_B4400 Other Operating Revenue	-	-	-	-
102		A_B5000 Non Operating Revenues	-	-	-	-
103		A_B5100 Appropriations	-	-	-	-
104		A_B5300 Gifts	-	-	-	-
105		A_B5500 Investment Income	-	-	-	-
106		A_B5600 Other Non Operating Revenues	-	-	-	-
107		Total Revenue Revenue	-	-	-	-
108		A_B6000 Salaries, Wages & Benefits	-	-	-	-
109		A_B6200 Services & Fees	-	-	-	-
110		A_B6300 Travel	-	-	-	-
111	FC_B35 Restr	A_B6400 Supplies	-	-	-	-
112	Expendable	A_B6450 Utilities	-	-	-	-
113	Non Op	A_B6500 Repairs & Maintenance	-	-	-	-
114		A_B6550 Rentals & Leases	-	-	-	-
115		A_B6575 Interest Expense	-	-	-	-
116		A_B6600 Claims & Judgements	-	-	-	-
117		A_B6650 Other Expense	-	-	-	-
118		A_B6700 Subcontracts	-	-	-	-
119		A_B6900 Depreciation & Amortization	-	-	-	-
120		A_B7000 Capital Expense	-	-	-	-
121		A_B7200 Discontinued Operations	-	-	-	-
122		A_B7500 Other Non Operating Expenses	-	-	-	-
123		A_B7600 Internal Allocations & Sales	-	-	-	-
124		A_B7700 Funding Tranfers	-	-	-	-
125		Total Expenses Expenses	-	-	-	-
126		Statement of Activities Net Result	-	-	-	-

	A	B	C	D	E	F
1						
2	O_70012: Wyoming Public Media					
3	Board of Trustees Report					
4	O_70012: Wyoming Public Media					
5			FY18		FY19	
6	Fund Class - Source	Summary Level Natural Accounts	Budget	Actual through March	Budget	Variance FY18 Budget to FY19 Budget
127		A_B4000 Tuition & Educational Fees	-	-	8,334	8,334
128		A_B4100 Sales of Goods & Services	-	-	-	-
129		A_B4300 Grants & Contracts	-	(3,166)	(154,595)	(154,595)
130		A_43501 Federal Appropriations	-	-	-	-
131		A_B4400 Other Operating Revenue	-	-	-	-
132		A_B5000 Non Operating Revenues	-	-	-	-
133		A_B5100 Appropriations	-	-	-	-
134		A_B5300 Gifts	-	-	-	-
135		A_B5500 Investment Income	-	-	-	-
136		A_B5600 Other Non Operating Revenues	-	-	62,503	62,503
137		Total_Revenue Revenue	-	(3,166)	(83,759)	(83,759)
138		A_B6000 Salaries, Wages & Benefits	-	2,995	185,680	185,680
139		A_B6200 Services & Fees	-	-	29,168	29,168
140		A_B6300 Travel	-	170	19,344	19,344
141	FC_B40 Restr	A_B6400 Supplies	-	347,947	(230,170)	(230,170)
142	Grants	A_B6450 Utilities	-	-	-	-
143		A_B6500 Repairs & Maintenance	-	-	-	-
144		A_B6550 Rentals & Leases	-	-	29,168	29,168
145		A_B6575 Interest Expense	-	-	-	-
146		A_B6600 Claims & Judgements	-	-	-	-
147		A_B6650 Other Expense	-	13,817	-	-
148		A_B6700 Subcontracts	-	-	-	-
149		A_B6900 Depreciation & Amortization	-	-	-	-
150		A_B7000 Capital Expense	-	-	-	-
151		A_B7200 Discontinued Operations	-	-	-	-
152		A_B7500 Other Non Operating Expenses	-	-	(10,325)	(10,325)
153		A_B7600 Internal Allocations & Sales	-	-	-	-
154		A_B7700 Funding Tranfers	-	-	-	-
155		Total_Expenses Expenses	-	364,930	22,864	22,864
156		Statement of Activities Net Result	-	361,764	(60,895)	(60,895)
157		A_B4000 Tuition & Educational Fees	-	-	-	-
158		A_B4100 Sales of Goods & Services	-	-	-	-
159		A_B4300 Grants & Contracts	-	-	-	-
160		A_43501 Federal Appropriations	-	-	-	-
161		A_B4400 Other Operating Revenue	-	-	-	-
162		A_B5000 Non Operating Revenues	-	-	-	-
163		A_B5100 Appropriations	-	-	-	-
164		A_B5300 Gifts	-	-	-	-
165		A_B5500 Investment Income	-	-	-	-
166		A_B5600 Other Non Operating Revenues	-	-	-	-
167		Total_Revenue Revenue	-	-	-	-
168		A_B6000 Salaries, Wages & Benefits	-	-	-	-
169		A_B6200 Services & Fees	-	-	-	-
170		A_B6300 Travel	-	-	-	-
171	FC_B45 Restr	A_B6400 Supplies	-	-	-	-
172	Govt Funds	A_B6450 Utilities	-	-	-	-
173		A_B6500 Repairs & Maintenance	-	-	-	-
174		A_B6550 Rentals & Leases	-	-	-	-
175		A_B6575 Interest Expense	-	-	-	-
176		A_B6600 Claims & Judgements	-	-	-	-
177		A_B6650 Other Expense	-	-	-	-
178		A_B6700 Subcontracts	-	-	-	-
179		A_B6900 Depreciation & Amortization	-	-	-	-
180		A_B7000 Capital Expense	-	-	-	-
181		A_B7200 Discontinued Operations	-	-	-	-
182		A_B7500 Other Non Operating Expenses	-	-	-	-
183		A_B7600 Internal Allocations & Sales	-	-	-	-
184		A_B7700 Funding Tranfers	-	-	-	-
185		Total_Expenses Expenses	-	-	-	-
186		Statement of Activities Net Result	-	-	-	-


	A	B	C	D	E	F	
1							
2	O_70013: Science Initiative						
3	Board of Trustees Report						
4	O_70013: Science Initiative						
5			FY18		FY19		
6	Fund Class - Source	Summary Level Natural Accounts	Budget	Actual through March	Budget	Variance FY18 Budget to FY19 Budget	
7	FC_105 Unrestricted Operating Class	A_B4000 Tuition & Educational Fees	-	-	48,500	48,500	
8		A_B4100 Sales of Goods & Services	-	-	-	-	
9		A_B4300 Grants & Contracts	-	-	-	-	
10		A_43501 Federal Appropriations	-	-	-	-	
11		A_B4400 Other Operating Revenue	-	-	-	-	
12		A_B5000 Non Operating Revenues	-	-	-	-	
13		A_B5100 Appropriations	-	-	(1,150,000)	(1,150,000)	
14		A_B5300 Gifts	-	-	-	-	
15		A_B5500 Investment Income	-	-	-	-	
16		A_B5600 Other Non Operating Revenues	-	-	-	-	
17			Total_Revenue Revenue	-	-	(1,101,500)	(1,101,500)
18			A_B6000 Salaries, Wages & Benefits	-	-	630,271	630,271
19			A_B6200 Services & Fees	-	-	80,171	80,171
20			A_B6300 Travel	-	-	116,996	116,996
21			A_B6400 Supplies	-	-	120,071	120,071
22			A_B6450 Utilities	-	-	-	-
23			A_B6500 Repairs & Maintenance	-	-	-	-
24			A_B6550 Rentals & Leases	-	-	-	-
25			A_B6575 Interest Expense	-	-	-	-
26			A_B6600 Claims & Judgements	-	-	-	-
27			A_B6650 Other Expense	-	-	123,401	123,401
28			A_B6700 Subcontracts	-	-	-	-
29			A_B6900 Depreciation & Amortization	-	-	-	-
30			A_B7000 Capital Expense	-	-	-	-
31			A_B7200 Discontinued Operations	-	-	-	-
32			A_B7500 Other Non Operating Expenses	-	-	-	-
33			A_B7600 Internal Allocations & Sales	-	-	4,990	4,990
34			A_B7700 Funding Tranfers	-	-	-	-
35			Total_Expenses Expenses	-	-	1,075,901	1,075,901
36			Statement of Activities Net Result	-	-	(25,599)	(25,599)
37		FC_B20 Designated Op	A_B4000 Tuition & Educational Fees	-	-	-	-
38			A_B4100 Sales of Goods & Services	-	-	-	-
39			A_B4300 Grants & Contracts	-	-	-	-
40			A_43501 Federal Appropriations	-	-	-	-
41			A_B4400 Other Operating Revenue	-	-	-	-
42			A_B5000 Non Operating Revenues	-	-	-	-
43	A_B5100 Appropriations		-	-	-	-	
44	A_B5300 Gifts		-	-	-	-	
45	A_B5500 Investment Income		-	-	-	-	
46	A_B5600 Other Non Operating Revenues		-	-	-	-	
47			Total_Revenue Revenue	-	-	-	-
48			A_B6000 Salaries, Wages & Benefits	-	-	-	-
49			A_B6200 Services & Fees	-	-	-	-
50			A_B6300 Travel	-	-	-	-
51			A_B6400 Supplies	-	-	-	-
52			A_B6450 Utilities	-	-	-	-
53			A_B6500 Repairs & Maintenance	-	-	-	-
54			A_B6550 Rentals & Leases	-	-	-	-
55			A_B6575 Interest Expense	-	-	-	-
56			A_B6600 Claims & Judgements	-	-	-	-
57			A_B6650 Other Expense	-	-	-	-
58			A_B6700 Subcontracts	-	-	-	-
59			A_B6900 Depreciation & Amortization	-	-	-	-
60			A_B7000 Capital Expense	-	-	-	-
61			A_B7200 Discontinued Operations	-	-	-	-
62			A_B7500 Other Non Operating Expenses	-	-	-	-
63			A_B7600 Internal Allocations & Sales	-	-	-	-
64			A_B7700 Funding Tranfers	-	-	-	-
65			Total_Expenses Expenses	-	-	-	-
66			Statement of Activities Net Result	-	-	-	-

	A	B	C	D	E	F
1						
2	O_70013: Science Initiative					
3	Board of Trustees Report					
4	O_70013: Science Initiative					
5			FY18		FY19	
6	Fund Class - Source	Summary Level Natural Accounts	Budget	Actual through March	Budget	Variance FY18 Budget to FY19 Budget
67		A_B4000 Tuition & Educational Fees	-	-	-	-
68		A_B4100 Sales of Goods & Services	-	-	-	-
69		A_B4300 Grants & Contracts	-	-	-	-
70		A_43501 Federal Appropriations	-	-	-	-
71		A_B4400 Other Operating Revenue	-	-	-	-
72		A_B5000 Non Operating Revenues	-	-	-	-
73		A_B5100 Appropriations	-	-	-	-
74		A_B5300 Gifts	-	-	-	-
75		A_B5500 Investment Income	-	-	-	-
76		A_B5600 Other Non Operating Revenues	-	-	-	-
77		Total Revenue Revenue	-	-	-	-
78		A_B6000 Salaries, Wages & Benefits	-	-	-	-
79		A_B6200 Services & Fees	-	-	-	-
80		A_B6300 Travel	-	-	-	-
81	FC_B30 Restr	A_B6400 Supplies	-	-	-	-
82	Expendable Op	A_B6450 Utilities	-	-	-	-
83		A_B6500 Repairs & Maintenance	-	-	-	-
84		A_B6550 Rentals & Leases	-	-	-	-
85		A_B6575 Interest Expense	-	-	-	-
86		A_B6600 Claims & Judgements	-	-	-	-
87		A_B6650 Other Expense	-	-	-	-
88		A_B6700 Subcontracts	-	-	-	-
89		A_B6900 Depreciation & Amortization	-	-	-	-
90		A_B7000 Capital Expense	-	-	-	-
91		A_B7200 Discontinued Operations	-	-	-	-
92		A_B7500 Other Non Operating Expenses	-	-	-	-
93		A_B7600 Internal Allocations & Sales	-	-	-	-
94		A_B7700 Funding Tranfers	-	-	-	-
95		Total Expenses Expenses	-	-	-	-
96		Statement of Activities Net Result	-	-	-	-
97		A_B4000 Tuition & Educational Fees	-	-	-	-
98		A_B4100 Sales of Goods & Services	-	-	-	-
99		A_B4300 Grants & Contracts	-	-	-	-
100		A_43501 Federal Appropriations	-	-	-	-
101		A_B4400 Other Operating Revenue	-	-	-	-
102		A_B5000 Non Operating Revenues	-	-	-	-
103		A_B5100 Appropriations	-	-	-	-
104		A_B5300 Gifts	-	-	-	-
105		A_B5500 Investment Income	-	-	-	-
106		A_B5600 Other Non Operating Revenues	-	-	-	-
107		Total Revenue Revenue	-	-	-	-
108		A_B6000 Salaries, Wages & Benefits	-	-	-	-
109		A_B6200 Services & Fees	-	-	-	-
110		A_B6300 Travel	-	-	-	-
111	FC_B35 Restr	A_B6400 Supplies	-	-	-	-
112	Expendable Non Op	A_B6450 Utilities	-	-	-	-
113		A_B6500 Repairs & Maintenance	-	-	-	-
114		A_B6550 Rentals & Leases	-	-	-	-
115		A_B6575 Interest Expense	-	-	-	-
116		A_B6600 Claims & Judgements	-	-	-	-
117		A_B6650 Other Expense	-	-	-	-
118		A_B6700 Subcontracts	-	-	-	-
119		A_B6900 Depreciation & Amortization	-	-	-	-
120		A_B7000 Capital Expense	-	-	-	-
121		A_B7200 Discontinued Operations	-	-	-	-
122		A_B7500 Other Non Operating Expenses	-	-	-	-
123		A_B7600 Internal Allocations & Sales	-	-	-	-
124		A_B7700 Funding Tranfers	-	-	-	-
125		Total Expenses Expenses	-	-	-	-
126		Statement of Activities Net Result	-	-	-	-

	A	B	C	D	E	F
1						
2	O_70013: Science Initiative					
3	Board of Trustees Report					
4	O_70013: Science Initiative					
5			FY18		FY19	
6	Fund Class - Source	Summary Level Natural Accounts	Budget	Actual through March	Budget	Variance FY18 Budget to FY19 Budget
127		A_B4000 Tuition & Educational Fees	-	-	-	-
128		A_B4100 Sales of Goods & Services	-	-	-	-
129		A_B4300 Grants & Contracts	-	-	-	-
130		A_43501 Federal Appropriations	-	-	-	-
131		A_B4400 Other Operating Revenue	-	-	-	-
132		A_B5000 Non Operating Revenues	-	-	-	-
133		A_B5100 Appropriations	-	-	-	-
134		A_B5300 Gifts	-	-	-	-
135		A_B5500 Investment Income	-	-	-	-
136		A_B5600 Other Non Operating Revenues	-	-	-	-
137		Total_Revenue Revenue	-	-	-	-
138		A_B6000 Salaries, Wages & Benefits	-	-	-	-
139		A_B6200 Services & Fees	-	-	-	-
140		A_B6300 Travel	-	-	-	-
141	FC_B40 Restr	A_B6400 Supplies	-	-	-	-
142	Grants	A_B6450 Utilities	-	-	-	-
143		A_B6500 Repairs & Maintenance	-	-	-	-
144		A_B6550 Rentals & Leases	-	-	-	-
145		A_B6575 Interest Expense	-	-	-	-
146		A_B6600 Claims & Judgements	-	-	-	-
147		A_B6650 Other Expense	-	-	-	-
148		A_B6700 Subcontracts	-	-	-	-
149		A_B6900 Depreciation & Amortization	-	-	-	-
150		A_B7000 Capital Expense	-	-	-	-
151		A_B7200 Discontinued Operations	-	-	-	-
152		A_B7500 Other Non Operating Expenses	-	-	-	-
153		A_B7600 Internal Allocations & Sales	-	-	-	-
154		A_B7700 Funding Tranfers	-	-	-	-
155		Total_Expenses Expenses	-	-	-	-
156		Statement of Activities Net Result	-	-	-	-
157		A_B4000 Tuition & Educational Fees	-	-	-	-
158		A_B4100 Sales of Goods & Services	-	-	-	-
159		A_B4300 Grants & Contracts	-	-	-	-
160		A_43501 Federal Appropriations	-	-	-	-
161		A_B4400 Other Operating Revenue	-	-	-	-
162		A_B5000 Non Operating Revenues	-	-	-	-
163		A_B5100 Appropriations	-	-	-	-
164		A_B5300 Gifts	-	-	-	-
165		A_B5500 Investment Income	-	-	-	-
166		A_B5600 Other Non Operating Revenues	-	-	-	-
167		Total_Revenue Revenue	-	-	-	-
168		A_B6000 Salaries, Wages & Benefits	-	-	-	-
169		A_B6200 Services & Fees	-	-	-	-
170		A_B6300 Travel	-	-	-	-
171	FC_B45 Restr	A_B6400 Supplies	-	-	-	-
172	Govt Funds	A_B6450 Utilities	-	-	-	-
173		A_B6500 Repairs & Maintenance	-	-	-	-
174		A_B6550 Rentals & Leases	-	-	-	-
175		A_B6575 Interest Expense	-	-	-	-
176		A_B6600 Claims & Judgements	-	-	-	-
177		A_B6650 Other Expense	-	-	-	-
178		A_B6700 Subcontracts	-	-	-	-
179		A_B6900 Depreciation & Amortization	-	-	-	-
180		A_B7000 Capital Expense	-	-	-	-
181		A_B7200 Discontinued Operations	-	-	-	-
182		A_B7500 Other Non Operating Expenses	-	-	-	-
183		A_B7600 Internal Allocations & Sales	-	-	-	-
184		A_B7700 Funding Tranfers	-	-	-	-
185		Total_Expenses Expenses	-	-	-	-
186		Statement of Activities Net Result	-	-	-	-


	A	B	C	D	E	F	
1							
2	O_70014: WYSAC						
3	Board of Trustees Report						
4	O_70014: WYSAC						
5			FY18		FY19		
6	Fund Class - Source	Summary Level Natural Accounts	Budget	Actual through March	Budget	Variance FY18 Budget to FY19 Budget	
7	FC_105 Unrestricted Operating Class	A_B4000 Tuition & Educational Fees	-	-	-	-	
8		A_B4100 Sales of Goods & Services	-	-	-	-	
9		A_B4300 Grants & Contracts	-	-	-	-	
10		A_43501 Federal Appropriations	-	-	-	-	
11		A_B4400 Other Operating Revenue	-	-	-	-	
12		A_B5000 Non Operating Revenues	-	-	-	-	
13		A_B5100 Appropriations	-	-	-	-	
14		A_B5300 Gifts	-	-	-	-	
15		A_B5500 Investment Income	-	-	-	-	
16		A_B5600 Other Non Operating Revenues	-	-	-	-	
17			Total Revenue Revenue	-	-	-	-
18			A_B6000 Salaries, Wages & Benefits	-	-	-	-
19			A_B6200 Services & Fees	-	-	-	-
20			A_B6300 Travel	-	-	-	-
21			A_B6400 Supplies	-	-	-	-
22			A_B6450 Utilities	-	-	-	-
23			A_B6500 Repairs & Maintenance	-	-	-	-
24			A_B6550 Rentals & Leases	-	-	-	-
25			A_B6575 Interest Expense	-	-	-	-
26			A_B6600 Claims & Judgements	-	-	-	-
27			A_B6650 Other Expense	-	-	-	-
28			A_B6700 Subcontracts	-	-	-	-
29			A_B6900 Depreciation & Amortization	-	-	-	-
30			A_B7000 Capital Expense	-	-	-	-
31			A_B7200 Discontinued Operations	-	-	-	-
32			A_B7500 Other Non Operating Expenses	-	-	-	-
33			A_B7600 Internal Allocations & Sales	-	-	-	-
34			A_B7700 Funding Tranfers	-	-	-	-
35			Total Expenses Expenses	-	-	-	-
36			Statement of Activities Net Result	-	-	-	-
37		FC_B20 Designated Op	A_B4000 Tuition & Educational Fees	-	-	-	-
38			A_B4100 Sales of Goods & Services	-	-	-	-
39			A_B4300 Grants & Contracts	-	-	-	-
40			A_43501 Federal Appropriations	-	-	-	-
41			A_B4400 Other Operating Revenue	-	-	-	-
42			A_B5000 Non Operating Revenues	-	-	-	-
43	A_B5100 Appropriations		-	-	-	-	
44	A_B5300 Gifts		-	-	-	-	
45	A_B5500 Investment Income		-	-	-	-	
46	A_B5600 Other Non Operating Revenues		-	-	-	-	
47			Total Revenue Revenue	-	-	-	-
48			A_B6000 Salaries, Wages & Benefits	-	-	-	-
49			A_B6200 Services & Fees	-	-	-	-
50			A_B6300 Travel	-	-	-	-
51			A_B6400 Supplies	-	-	-	-
52			A_B6450 Utilities	-	-	-	-
53			A_B6500 Repairs & Maintenance	-	-	-	-
54			A_B6550 Rentals & Leases	-	-	-	-
55			A_B6575 Interest Expense	-	-	-	-
56			A_B6600 Claims & Judgements	-	-	-	-
57			A_B6650 Other Expense	-	-	-	-
58			A_B6700 Subcontracts	-	-	-	-
59			A_B6900 Depreciation & Amortization	-	-	-	-
60			A_B7000 Capital Expense	-	-	-	-
61			A_B7200 Discontinued Operations	-	-	-	-
62			A_B7500 Other Non Operating Expenses	-	-	-	-
63			A_B7600 Internal Allocations & Sales	-	-	-	-
64			A_B7700 Funding Tranfers	-	-	-	-
65			Total Expenses Expenses	-	-	-	-
66			Statement of Activities Net Result	-	-	-	-

	A	B	C	D	E	F
1						
2	O_70014: WYSAC					
3	Board of Trustees Report					
4	O_70014: WYSAC					
5			FY18		FY19	
6	Fund Class - Source	Summary Level Natural Accounts	Budget	Actual through March	Budget	Variance FY18 Budget to FY19 Budget
67		A_B4000 Tuition & Educational Fees	-	-	-	-
68		A_B4100 Sales of Goods & Services	-	-	-	-
69		A_B4300 Grants & Contracts	-	-	-	-
70		A_43501 Federal Appropriations	-	-	-	-
71		A_B4400 Other Operating Revenue	-	-	-	-
72		A_B5000 Non Operating Revenues	-	-	-	-
73		A_B5100 Appropriations	-	-	-	-
74		A_B5300 Gifts	-	-	-	-
75		A_B5500 Investment Income	-	-	-	-
76		A_B5600 Other Non Operating Revenues	-	-	-	-
77		Total_Revenue Revenue	-	-	-	-
78		A_B6000 Salaries, Wages & Benefits	-	-	-	-
79		A_B6200 Services & Fees	-	-	-	-
80		A_B6300 Travel	-	-	-	-
81	FC_B30 Restr	A_B6400 Supplies	-	-	-	-
82	Expendable Op	A_B6450 Utilities	-	-	-	-
83		A_B6500 Repairs & Maintenance	-	-	-	-
84		A_B6550 Rentals & Leases	-	-	-	-
85		A_B6575 Interest Expense	-	-	-	-
86		A_B6600 Claims & Judgements	-	-	-	-
87		A_B6650 Other Expense	-	-	-	-
88		A_B6700 Subcontracts	-	-	-	-
89		A_B6900 Depreciation & Amortization	-	-	-	-
90		A_B7000 Capital Expense	-	-	-	-
91		A_B7200 Discontinued Operations	-	-	-	-
92		A_B7500 Other Non Operating Expenses	-	-	-	-
93		A_B7600 Internal Allocations & Sales	-	-	-	-
94		A_B7700 Funding Tranfers	-	-	-	-
95		Total_Expenses Expenses	-	-	-	-
96		Statement of Activities Net Result	-	-	-	-
97		A_B4000 Tuition & Educational Fees	-	-	-	-
98		A_B4100 Sales of Goods & Services	-	-	-	-
99		A_B4300 Grants & Contracts	-	-	-	-
100		A_43501 Federal Appropriations	-	-	-	-
101		A_B4400 Other Operating Revenue	-	-	-	-
102		A_B5000 Non Operating Revenues	-	-	-	-
103		A_B5100 Appropriations	-	-	-	-
104		A_B5300 Gifts	-	-	-	-
105		A_B5500 Investment Income	-	-	-	-
106		A_B5600 Other Non Operating Revenues	-	-	-	-
107		Total_Revenue Revenue	-	-	-	-
108		A_B6000 Salaries, Wages & Benefits	-	-	-	-
109		A_B6200 Services & Fees	-	-	-	-
110		A_B6300 Travel	-	-	-	-
111	FC_B35 Restr	A_B6400 Supplies	-	-	-	-
112	Expendable Non Op	A_B6450 Utilities	-	-	-	-
113		A_B6500 Repairs & Maintenance	-	-	-	-
114		A_B6550 Rentals & Leases	-	-	-	-
115		A_B6575 Interest Expense	-	-	-	-
116		A_B6600 Claims & Judgements	-	-	-	-
117		A_B6650 Other Expense	-	-	-	-
118		A_B6700 Subcontracts	-	-	-	-
119		A_B6900 Depreciation & Amortization	-	-	-	-
120		A_B7000 Capital Expense	-	-	-	-
121		A_B7200 Discontinued Operations	-	-	-	-
122		A_B7500 Other Non Operating Expenses	-	-	-	-
123		A_B7600 Internal Allocations & Sales	-	-	-	-
124		A_B7700 Funding Tranfers	-	-	-	-
125		Total_Expenses Expenses	-	-	-	-
126		Statement of Activities Net Result	-	-	-	-

	A	B	C	D	E	F
1						
2	O_70014: WYSAC					
3	Board of Trustees Report					
4	O_70014: WYSAC					
5			FY18		FY19	
6	Fund Class - Source	Summary Level Natural Accounts	Budget	Actual through March	Budget	Variance FY18 Budget to FY19 Budget
127		A_B4000 Tuition & Educational Fees	-	-	-	-
128		A_B4100 Sales of Goods & Services	-	-	-	-
129		A_B4300 Grants & Contracts	-	-	-	-
130		A_43501 Federal Appropriations	-	-	-	-
131		A_B4400 Other Operating Revenue	-	-	-	-
132		A_B5000 Non Operating Revenues	-	-	-	-
133		A_B5100 Appropriations	-	-	-	-
134		A_B5300 Gifts	-	-	-	-
135		A_B5500 Investment Income	-	-	-	-
136		A_B5600 Other Non Operating Revenues	-	-	-	-
137		Total_Revenue Revenue	-	-	-	-
138		A_B6000 Salaries, Wages & Benefits	-	-	-	-
139		A_B6200 Services & Fees	-	-	-	-
140		A_B6300 Travel	-	-	-	-
141	FC_B40 Restr	A_B6400 Supplies	-	-	-	-
142	Grants	A_B6450 Utilities	-	-	-	-
143		A_B6500 Repairs & Maintenance	-	-	-	-
144		A_B6550 Rentals & Leases	-	-	-	-
145		A_B6575 Interest Expense	-	-	-	-
146		A_B6600 Claims & Judgements	-	-	-	-
147		A_B6650 Other Expense	-	-	-	-
148		A_B6700 Subcontracts	-	-	-	-
149		A_B6900 Depreciation & Amortization	-	-	-	-
150		A_B7000 Capital Expense	-	-	-	-
151		A_B7200 Discontinued Operations	-	-	-	-
152		A_B7500 Other Non Operating Expenses	-	-	-	-
153		A_B7600 Internal Allocations & Sales	-	-	-	-
154		A_B7700 Funding Tranfers	-	-	-	-
155		Total_Expenses Expenses	-	-	-	-
156		Statement of Activities Net Result	-	-	-	-
157		A_B4000 Tuition & Educational Fees	-	-	-	-
158		A_B4100 Sales of Goods & Services	-	-	-	-
159		A_B4300 Grants & Contracts	-	-	-	-
160		A_43501 Federal Appropriations	-	-	-	-
161		A_B4400 Other Operating Revenue	-	-	-	-
162		A_B5000 Non Operating Revenues	-	-	-	-
163		A_B5100 Appropriations	-	-	-	-
164		A_B5300 Gifts	-	-	-	-
165		A_B5500 Investment Income	-	-	-	-
166		A_B5600 Other Non Operating Revenues	-	-	-	-
167		Total_Revenue Revenue	-	-	-	-
168		A_B6000 Salaries, Wages & Benefits	-	-	-	-
169		A_B6200 Services & Fees	-	-	-	-
170		A_B6300 Travel	-	-	-	-
171	FC_B45 Restr	A_B6400 Supplies	-	-	-	-
172	Govt Funds	A_B6450 Utilities	-	-	-	-
173		A_B6500 Repairs & Maintenance	-	-	-	-
174		A_B6550 Rentals & Leases	-	-	-	-
175		A_B6575 Interest Expense	-	-	-	-
176		A_B6600 Claims & Judgements	-	-	-	-
177		A_B6650 Other Expense	-	-	-	-
178		A_B6700 Subcontracts	-	-	-	-
179		A_B6900 Depreciation & Amortization	-	-	-	-
180		A_B7000 Capital Expense	-	-	-	-
181		A_B7200 Discontinued Operations	-	-	-	-
182		A_B7500 Other Non Operating Expenses	-	-	-	-
183		A_B7600 Internal Allocations & Sales	-	-	-	-
184		A_B7700 Funding Tranfers	-	-	-	-
185		Total_Expenses Expenses	-	-	-	-
186		Statement of Activities Net Result	-	-	-	-


	A	B	C	D	E	F	
1							
2	O_70016: Institute of Innovation and Entrepreneurship						
3	Board of Trustees Report						
4	O_70016: Institute of Innovation and Entrepreneurship						
5			FY18		FY19		
6	Fund Class - Source	Summary Level Natural Accounts	Budget	Actual through March	Budget	Variance FY18 Budget to FY19 Budget	
7	FC_105 Unrestricted Operating Class	A_B4000 Tuition & Educational Fees	-	-	-	-	
8		A_B4100 Sales of Goods & Services	-	-	-	-	
9		A_B4300 Grants & Contracts	-	-	-	-	
10		A_43501 Federal Appropriations	-	-	-	-	
11		A_B4400 Other Operating Revenue	-	-	-	-	
12		A_B5000 Non Operating Revenues	-	-	-	-	
13		A_B5100 Appropriations	-	-	-	-	
14		A_B5300 Gifts	-	-	-	-	
15		A_B5500 Investment Income	-	-	-	-	
16		A_B5600 Other Non Operating Revenues	-	-	-	-	
17			Total_Revenue Revenue	-	-	-	-
18			A_B6000 Salaries, Wages & Benefits	-	-	294,847	294,847
19			A_B6200 Services & Fees	-	-	196,000	196,000
20			A_B6300 Travel	-	-	-	-
21			A_B6400 Supplies	-	-	-	-
22			A_B6450 Utilities	-	-	-	-
23			A_B6500 Repairs & Maintenance	-	-	-	-
24			A_B6550 Rentals & Leases	-	-	-	-
25			A_B6575 Interest Expense	-	-	-	-
26			A_B6600 Claims & Judgements	-	-	-	-
27			A_B6650 Other Expense	-	-	-	-
28			A_B6700 Subcontracts	-	-	-	-
29			A_B6900 Depreciation & Amortization	-	-	-	-
30			A_B7000 Capital Expense	-	-	-	-
31			A_B7200 Discontinued Operations	-	-	-	-
32			A_B7500 Other Non Operating Expenses	-	-	-	-
33			A_B7600 Internal Allocations & Sales	-	-	-	-
34			A_B7700 Funding Tranfers	-	-	(500,000)	(500,000)
35			Total_Expenses Expenses	-	-	(9,153)	(9,153)
36			Statement of Activities Net Result	-	-	(9,153)	(9,153)
37		FC_B20 Designated Op	A_B4000 Tuition & Educational Fees	-	-	-	-
38			A_B4100 Sales of Goods & Services	-	-	-	-
39			A_B4300 Grants & Contracts	-	-	-	-
40			A_43501 Federal Appropriations	-	-	-	-
41			A_B4400 Other Operating Revenue	-	-	-	-
42			A_B5000 Non Operating Revenues	-	-	-	-
43	A_B5100 Appropriations		-	-	-	-	
44	A_B5300 Gifts		-	-	-	-	
45	A_B5500 Investment Income		-	-	-	-	
46	A_B5600 Other Non Operating Revenues		-	-	-	-	
47			Total_Revenue Revenue	-	-	-	-
48			A_B6000 Salaries, Wages & Benefits	-	-	-	-
49			A_B6200 Services & Fees	-	-	-	-
50			A_B6300 Travel	-	-	-	-
51			A_B6400 Supplies	-	-	-	-
52			A_B6450 Utilities	-	-	-	-
53			A_B6500 Repairs & Maintenance	-	-	-	-
54			A_B6550 Rentals & Leases	-	-	-	-
55			A_B6575 Interest Expense	-	-	-	-
56			A_B6600 Claims & Judgements	-	-	-	-
57			A_B6650 Other Expense	-	-	-	-
58			A_B6700 Subcontracts	-	-	-	-
59			A_B6900 Depreciation & Amortization	-	-	-	-
60			A_B7000 Capital Expense	-	-	-	-
61			A_B7200 Discontinued Operations	-	-	-	-
62			A_B7500 Other Non Operating Expenses	-	-	-	-
63			A_B7600 Internal Allocations & Sales	-	-	-	-
64			A_B7700 Funding Tranfers	-	-	-	-
65			Total_Expenses Expenses	-	-	-	-
66			Statement of Activities Net Result	-	-	-	-


	A	B	C	D	E	F
1						
2	O_70016: Institute of Innovation and Entrepreneurship					
3	Board of Trustees Report					
4	O_70016: Institute of Innovation and Entrepreneurship					
5			FY18		FY19	
6	Fund Class - Source	Summary Level Natural Accounts	Budget	Actual through March	Budget	Variance FY18 Budget to FY19 Budget
67		A_B4000 Tuition & Educational Fees	-	-	-	-
68		A_B4100 Sales of Goods & Services	-	-	-	-
69		A_B4300 Grants & Contracts	-	-	-	-
70		A_43501 Federal Appropriations	-	-	-	-
71		A_B4400 Other Operating Revenue	-	-	-	-
72		A_B5000 Non Operating Revenues	-	-	-	-
73		A_B5100 Appropriations	-	-	-	-
74		A_B5300 Gifts	-	-	-	-
75		A_B5500 Investment Income	-	-	-	-
76		A_B5600 Other Non Operating Revenues	-	-	-	-
77		Total Revenue Revenue	-	-	-	-
78		A_B6000 Salaries, Wages & Benefits	-	-	-	-
79		A_B6200 Services & Fees	-	-	-	-
80		A_B6300 Travel	-	-	-	-
81	FC_B30 Restr	A_B6400 Supplies	-	-	-	-
82	Expendable Op	A_B6450 Utilities	-	-	-	-
83		A_B6500 Repairs & Maintenance	-	-	-	-
84		A_B6550 Rentals & Leases	-	-	-	-
85		A_B6575 Interest Expense	-	-	-	-
86		A_B6600 Claims & Judgements	-	-	-	-
87		A_B6650 Other Expense	-	-	-	-
88		A_B6700 Subcontracts	-	-	-	-
89		A_B6900 Depreciation & Amortization	-	-	-	-
90		A_B7000 Capital Expense	-	-	-	-
91		A_B7200 Discontinued Operations	-	-	-	-
92		A_B7500 Other Non Operating Expenses	-	-	-	-
93		A_B7600 Internal Allocations & Sales	-	-	-	-
94		A_B7700 Funding Tranfers	-	-	-	-
95		Total Expenses Expenses	-	-	-	-
96		Statement of Activities Net Result	-	-	-	-
97		A_B4000 Tuition & Educational Fees	-	-	-	-
98		A_B4100 Sales of Goods & Services	-	-	-	-
99		A_B4300 Grants & Contracts	-	-	-	-
100		A_43501 Federal Appropriations	-	-	-	-
101		A_B4400 Other Operating Revenue	-	-	-	-
102		A_B5000 Non Operating Revenues	-	-	-	-
103		A_B5100 Appropriations	-	-	-	-
104		A_B5300 Gifts	-	-	-	-
105		A_B5500 Investment Income	-	-	-	-
106		A_B5600 Other Non Operating Revenues	-	-	-	-
107		Total Revenue Revenue	-	-	-	-
108		A_B6000 Salaries, Wages & Benefits	-	-	-	-
109		A_B6200 Services & Fees	-	-	-	-
110		A_B6300 Travel	-	-	-	-
111	FC_B35 Restr	A_B6400 Supplies	-	-	-	-
112	Expendable Non Op	A_B6450 Utilities	-	-	-	-
113		A_B6500 Repairs & Maintenance	-	-	-	-
114		A_B6550 Rentals & Leases	-	-	-	-
115		A_B6575 Interest Expense	-	-	-	-
116		A_B6600 Claims & Judgements	-	-	-	-
117		A_B6650 Other Expense	-	-	-	-
118		A_B6700 Subcontracts	-	-	-	-
119		A_B6900 Depreciation & Amortization	-	-	-	-
120		A_B7000 Capital Expense	-	-	-	-
121		A_B7200 Discontinued Operations	-	-	-	-
122		A_B7500 Other Non Operating Expenses	-	-	-	-
123		A_B7600 Internal Allocations & Sales	-	-	-	-
124		A_B7700 Funding Tranfers	-	-	-	-
125		Total Expenses Expenses	-	-	-	-
126		Statement of Activities Net Result	-	-	-	-

	A	B	C	D	E	F
1						
2	O_70016: Institute of Innovation and Entrepreneurship					
3	Board of Trustees Report					
4	O_70016: Institute of Innovation and Entrepreneurship					
5			FY18		FY19	
6	Fund Class - Source	Summary Level Natural Accounts	Budget	Actual through March	Budget	Variance FY18 Budget to FY19 Budget
127		A_B4000 Tuition & Educational Fees	-	-	-	-
128		A_B4100 Sales of Goods & Services	-	-	-	-
129		A_B4300 Grants & Contracts	-	-	-	-
130		A_43501 Federal Appropriations	-	-	-	-
131		A_B4400 Other Operating Revenue	-	-	-	-
132		A_B5000 Non Operating Revenues	-	-	-	-
133		A_B5100 Appropriations	-	-	-	-
134		A_B5300 Gifts	-	-	-	-
135		A_B5500 Investment Income	-	-	-	-
136		A_B5600 Other Non Operating Revenues	-	-	-	-
137		Total_Revenue Revenue	-	-	-	-
138		A_B6000 Salaries, Wages & Benefits	-	-	-	-
139		A_B6200 Services & Fees	-	-	-	-
140		A_B6300 Travel	-	-	-	-
141	FC_B40 Restr	A_B6400 Supplies	-	-	-	-
142	Grants	A_B6450 Utilities	-	-	-	-
143		A_B6500 Repairs & Maintenance	-	-	-	-
144		A_B6550 Rentals & Leases	-	-	-	-
145		A_B6575 Interest Expense	-	-	-	-
146		A_B6600 Claims & Judgements	-	-	-	-
147		A_B6650 Other Expense	-	-	-	-
148		A_B6700 Subcontracts	-	-	-	-
149		A_B6900 Depreciation & Amortization	-	-	-	-
150		A_B7000 Capital Expense	-	-	-	-
151		A_B7200 Discontinued Operations	-	-	-	-
152		A_B7500 Other Non Operating Expenses	-	-	-	-
153		A_B7600 Internal Allocations & Sales	-	-	-	-
154		A_B7700 Funding Tranfers	-	-	-	-
155		Total_Expenses Expenses	-	-	-	-
156		Statement of Activities Net Result	-	-	-	-
157		A_B4000 Tuition & Educational Fees	-	-	-	-
158		A_B4100 Sales of Goods & Services	-	-	-	-
159		A_B4300 Grants & Contracts	-	-	-	-
160		A_43501 Federal Appropriations	-	-	-	-
161		A_B4400 Other Operating Revenue	-	-	-	-
162		A_B5000 Non Operating Revenues	-	-	-	-
163		A_B5100 Appropriations	-	-	-	-
164		A_B5300 Gifts	-	-	-	-
165		A_B5500 Investment Income	-	-	-	-
166		A_B5600 Other Non Operating Revenues	-	-	-	-
167		Total_Revenue Revenue	-	-	-	-
168		A_B6000 Salaries, Wages & Benefits	-	-	-	-
169		A_B6200 Services & Fees	-	-	-	-
170		A_B6300 Travel	-	-	-	-
171	FC_B45 Restr	A_B6400 Supplies	-	-	-	-
172	Govt Funds	A_B6450 Utilities	-	-	-	-
173		A_B6500 Repairs & Maintenance	-	-	-	-
174		A_B6550 Rentals & Leases	-	-	-	-
175		A_B6575 Interest Expense	-	-	-	-
176		A_B6600 Claims & Judgements	-	-	-	-
177		A_B6650 Other Expense	-	-	-	-
178		A_B6700 Subcontracts	-	-	-	-
179		A_B6900 Depreciation & Amortization	-	-	-	-
180		A_B7000 Capital Expense	-	-	-	-
181		A_B7200 Discontinued Operations	-	-	-	-
182		A_B7500 Other Non Operating Expenses	-	-	-	-
183		A_B7600 Internal Allocations & Sales	-	-	-	-
184		A_B7700 Funding Tranfers	-	-	-	-
185		Total_Expenses Expenses	-	-	-	-
186		Statement of Activities Net Result	-	-	-	-


	A	B	C	D	E	F	
1							
2	O_70015: IDeA Network for Biomedical Research Excellence						
3	Board of Trustees Report						
4	O_70015: IDeA Network for Biomedical Research Excellence						
5			FY18		FY19		
6	Fund Class - Source	Summary Level Natural Accounts	Budget	Actual through March	Budget	Variance FY18 Budget to FY19 Budget	
7	FC_105 Unrestricted Operating Class	A_B4000 Tuition & Educational Fees	-	-	-	-	
8		A_B4100 Sales of Goods & Services	-	-	-	-	
9		A_B4300 Grants & Contracts	-	-	-	-	
10		A_43501 Federal Appropriations	-	-	-	-	
11		A_B4400 Other Operating Revenue	-	-	-	-	
12		A_B5000 Non Operating Revenues	-	-	-	-	
13		A_B5100 Appropriations	-	-	-	-	
14		A_B5300 Gifts	-	-	-	-	
15		A_B5500 Investment Income	-	-	-	-	
16		A_B5600 Other Non Operating Revenues	-	-	-	-	
17			Total Revenue Revenue	-	-	-	-
18			A_B6000 Salaries, Wages & Benefits	-	-	-	-
19			A_B6200 Services & Fees	-	-	-	-
20			A_B6300 Travel	-	-	-	-
21			A_B6400 Supplies	-	-	-	-
22			A_B6450 Utilities	-	-	-	-
23			A_B6500 Repairs & Maintenance	-	-	-	-
24			A_B6550 Rentals & Leases	-	-	-	-
25			A_B6575 Interest Expense	-	-	-	-
26			A_B6600 Claims & Judgements	-	-	-	-
27			A_B6650 Other Expense	-	-	-	-
28			A_B6700 Subcontracts	-	-	-	-
29			A_B6900 Depreciation & Amortization	-	-	-	-
30			A_B7000 Capital Expense	-	-	-	-
31			A_B7200 Discontinued Operations	-	-	-	-
32			A_B7500 Other Non Operating Expenses	-	-	-	-
33			A_B7600 Internal Allocations & Sales	-	-	-	-
34			A_B7700 Funding Tranfers	-	-	-	-
35			Total Expenses Expenses	-	-	-	-
36			Statement of Activities Net Result	-	-	-	-
37		FC_B20 Designated Op	A_B4000 Tuition & Educational Fees	-	-	-	-
38			A_B4100 Sales of Goods & Services	-	-	-	-
39			A_B4300 Grants & Contracts	-	-	-	-
40			A_43501 Federal Appropriations	-	-	-	-
41			A_B4400 Other Operating Revenue	-	-	-	-
42			A_B5000 Non Operating Revenues	-	-	-	-
43	A_B5100 Appropriations		-	-	-	-	
44	A_B5300 Gifts		-	-	-	-	
45	A_B5500 Investment Income		-	-	-	-	
46	A_B5600 Other Non Operating Revenues		-	-	-	-	
47			Total Revenue Revenue	-	-	-	-
48			A_B6000 Salaries, Wages & Benefits	-	-	-	-
49			A_B6200 Services & Fees	-	-	-	-
50			A_B6300 Travel	-	-	-	-
51			A_B6400 Supplies	-	-	-	-
52			A_B6450 Utilities	-	-	-	-
53			A_B6500 Repairs & Maintenance	-	-	-	-
54			A_B6550 Rentals & Leases	-	-	-	-
55			A_B6575 Interest Expense	-	-	-	-
56			A_B6600 Claims & Judgements	-	-	-	-
57			A_B6650 Other Expense	-	-	-	-
58			A_B6700 Subcontracts	-	-	-	-
59			A_B6900 Depreciation & Amortization	-	-	-	-
60			A_B7000 Capital Expense	-	-	-	-
61			A_B7200 Discontinued Operations	-	-	-	-
62			A_B7500 Other Non Operating Expenses	-	-	-	-
63			A_B7600 Internal Allocations & Sales	-	-	-	-
64			A_B7700 Funding Tranfers	-	-	-	-
65			Total Expenses Expenses	-	-	-	-
66			Statement of Activities Net Result	-	-	-	-


	A	B	C	D	E	F
1						
2	O_70015: IDeA Network for Biomedical Research Excellence					
3	Board of Trustees Report					
4	O_70015: IDeA Network for Biomedical Research Excellence					
5			FY18		FY19	
6	Fund Class - Source	Summary Level Natural Accounts	Budget	Actual through March	Budget	Variance FY18 Budget to FY19 Budget
67		A_B4000 Tuition & Educational Fees	-	-	-	-
68		A_B4100 Sales of Goods & Services	-	-	-	-
69		A_B4300 Grants & Contracts	-	-	-	-
70		A_43501 Federal Appropriations	-	-	-	-
71		A_B4400 Other Operating Revenue	-	-	-	-
72		A_B5000 Non Operating Revenues	-	-	-	-
73		A_B5100 Appropriations	-	-	-	-
74		A_B5300 Gifts	-	-	-	-
75		A_B5500 Investment Income	-	-	-	-
76		A_B5600 Other Non Operating Revenues	-	-	-	-
77		Total_Revenue Revenue	-	-	-	-
78		A_B6000 Salaries, Wages & Benefits	-	-	-	-
79		A_B6200 Services & Fees	-	-	-	-
80		A_B6300 Travel	-	-	-	-
81	FC_B30 Restr	A_B6400 Supplies	-	-	-	-
82	Expendable Op	A_B6450 Utilities	-	-	-	-
83		A_B6500 Repairs & Maintenance	-	-	-	-
84		A_B6550 Rentals & Leases	-	-	-	-
85		A_B6575 Interest Expense	-	-	-	-
86		A_B6600 Claims & Judgements	-	-	-	-
87		A_B6650 Other Expense	-	-	-	-
88		A_B6700 Subcontracts	-	-	-	-
89		A_B6900 Depreciation & Amortization	-	-	-	-
90		A_B7000 Capital Expense	-	-	-	-
91		A_B7200 Discontinued Operations	-	-	-	-
92		A_B7500 Other Non Operating Expenses	-	-	-	-
93		A_B7600 Internal Allocations & Sales	-	-	-	-
94		A_B7700 Funding Tranfers	-	-	-	-
95		Total_Expenses Expenses	-	-	-	-
96		Statement of Activities Net Result	-	-	-	-
97		A_B4000 Tuition & Educational Fees	-	-	-	-
98		A_B4100 Sales of Goods & Services	-	-	-	-
99		A_B4300 Grants & Contracts	-	-	-	-
100		A_43501 Federal Appropriations	-	-	-	-
101		A_B4400 Other Operating Revenue	-	-	-	-
102		A_B5000 Non Operating Revenues	-	-	-	-
103		A_B5100 Appropriations	-	-	-	-
104		A_B5300 Gifts	-	-	-	-
105		A_B5500 Investment Income	-	-	-	-
106		A_B5600 Other Non Operating Revenues	-	-	-	-
107		Total_Revenue Revenue	-	-	-	-
108		A_B6000 Salaries, Wages & Benefits	-	-	-	-
109		A_B6200 Services & Fees	-	-	-	-
110		A_B6300 Travel	-	-	-	-
111	FC_B35 Restr	A_B6400 Supplies	-	-	-	-
112	Expendable Non Op	A_B6450 Utilities	-	-	-	-
113		A_B6500 Repairs & Maintenance	-	-	-	-
114		A_B6550 Rentals & Leases	-	-	-	-
115		A_B6575 Interest Expense	-	-	-	-
116		A_B6600 Claims & Judgements	-	-	-	-
117		A_B6650 Other Expense	-	-	-	-
118		A_B6700 Subcontracts	-	-	-	-
119		A_B6900 Depreciation & Amortization	-	-	-	-
120		A_B7000 Capital Expense	-	-	-	-
121		A_B7200 Discontinued Operations	-	-	-	-
122		A_B7500 Other Non Operating Expenses	-	-	-	-
123		A_B7600 Internal Allocations & Sales	-	-	-	-
124		A_B7700 Funding Tranfers	-	-	-	-
125		Total_Expenses Expenses	-	-	-	-
126		Statement of Activities Net Result	-	-	-	-

	A	B	C	D	E	F
1						
2	O_70015: IDeA Network for Biomedical Research Excellence					
3	Board of Trustees Report					
4	O_70015: IDeA Network for Biomedical Research Excellence					
5			FY18		FY19	
6	Fund Class - Source	Summary Level Natural Accounts	Budget	Actual through March	Budget	Variance FY18 Budget to FY19 Budget
127		A_B4000 Tuition & Educational Fees	-	-	-	-
128		A_B4100 Sales of Goods & Services	-	-	-	-
129		A_B4300 Grants & Contracts	-	-	-	-
130		A_43501 Federal Appropriations	-	-	-	-
131		A_B4400 Other Operating Revenue	-	-	-	-
132		A_B5000 Non Operating Revenues	-	-	-	-
133		A_B5100 Appropriations	-	-	-	-
134		A_B5300 Gifts	-	-	-	-
135		A_B5500 Investment Income	-	-	-	-
136		A_B5600 Other Non Operating Revenues	-	-	-	-
137		Total_Revenue Revenue	-	-	-	-
138		A_B6000 Salaries, Wages & Benefits	-	-	-	-
139		A_B6200 Services & Fees	-	-	-	-
140		A_B6300 Travel	-	-	-	-
141	FC_B40 Restr	A_B6400 Supplies	-	-	-	-
142	Grants	A_B6450 Utilities	-	-	-	-
143		A_B6500 Repairs & Maintenance	-	-	-	-
144		A_B6550 Rentals & Leases	-	-	-	-
145		A_B6575 Interest Expense	-	-	-	-
146		A_B6600 Claims & Judgements	-	-	-	-
147		A_B6650 Other Expense	-	-	-	-
148		A_B6700 Subcontracts	-	-	-	-
149		A_B6900 Depreciation & Amortization	-	-	-	-
150		A_B7000 Capital Expense	-	-	-	-
151		A_B7200 Discontinued Operations	-	-	-	-
152		A_B7500 Other Non Operating Expenses	-	-	-	-
153		A_B7600 Internal Allocations & Sales	-	-	-	-
154		A_B7700 Funding Tranfers	-	-	-	-
155		Total_Expenses Expenses	-	-	-	-
156		Statement of Activities Net Result	-	-	-	-
157		A_B4000 Tuition & Educational Fees	-	-	-	-
158		A_B4100 Sales of Goods & Services	-	-	-	-
159		A_B4300 Grants & Contracts	-	-	-	-
160		A_43501 Federal Appropriations	-	-	-	-
161		A_B4400 Other Operating Revenue	-	-	-	-
162		A_B5000 Non Operating Revenues	-	-	-	-
163		A_B5100 Appropriations	-	-	-	-
164		A_B5300 Gifts	-	-	-	-
165		A_B5500 Investment Income	-	-	-	-
166		A_B5600 Other Non Operating Revenues	-	-	-	-
167		Total_Revenue Revenue	-	-	-	-
168		A_B6000 Salaries, Wages & Benefits	-	-	-	-
169		A_B6200 Services & Fees	-	-	-	-
170		A_B6300 Travel	-	-	-	-
171	FC_B45 Restr	A_B6400 Supplies	-	-	-	-
172	Govt Funds	A_B6450 Utilities	-	-	-	-
173		A_B6500 Repairs & Maintenance	-	-	-	-
174		A_B6550 Rentals & Leases	-	-	-	-
175		A_B6575 Interest Expense	-	-	-	-
176		A_B6600 Claims & Judgements	-	-	-	-
177		A_B6650 Other Expense	-	-	-	-
178		A_B6700 Subcontracts	-	-	-	-
179		A_B6900 Depreciation & Amortization	-	-	-	-
180		A_B7000 Capital Expense	-	-	-	-
181		A_B7200 Discontinued Operations	-	-	-	-
182		A_B7500 Other Non Operating Expenses	-	-	-	-
183		A_B7600 Internal Allocations & Sales	-	-	-	-
184		A_B7700 Funding Tranfers	-	-	-	-
185		Total_Expenses Expenses	-	-	-	-
186		Statement of Activities Net Result	-	-	-	-


	A	B	C	D	E	F	
1							
2	O_B8000: General Counsel Division						
3	Board of Trustees Report						
4	O_B8000: General Counsel Division						
5			FY18		FY19		
6	Fund Class - Source	Summary Level Natural Accounts	Budget	Actual through March	Budget	Variance FY18 Budget to FY19 Budget	
7	FC_105 Unrestricted Operating Class	A_B4000 Tuition & Educational Fees	-	(23,324)	-	-	
8		A_B4100 Sales of Goods & Services	-	-	-	-	
9		A_B4300 Grants & Contracts	-	-	-	-	
10		A_43501 Federal Appropriations	-	-	-	-	
11		A_B4400 Other Operating Revenue	-	(163,192)	-	-	
12		A_B5000 Non Operating Revenues	-	-	-	-	
13		A_B5100 Appropriations	-	-	-	-	
14		A_B5300 Gifts	-	-	-	-	
15		A_B5500 Investment Income	-	-	-	-	
16		A_B5600 Other Non Operating Revenues	-	-	-	-	
17		Total_Revenue Revenue	-	(186,516)	-	-	
18		A_B6000 Salaries, Wages & Benefits	1,389,053	921,776	1,224,632	(164,421)	
19		A_B6200 Services & Fees	1,966,140	2,009,160	1,960,951	(5,189)	
20		A_B6300 Travel	10,092	10,630	9,400	(692)	
21		A_B6400 Supplies	77,275	9,866	59,731	(17,543)	
22		A_B6450 Utilities	623	-	-	(623)	
23		A_B6500 Repairs & Maintenance	3,996	40,093	-	(3,996)	
24		A_B6550 Rentals & Leases	2,145	-	-	(2,145)	
25		A_B6575 Interest Expense	-	-	-	-	
26		A_B6600 Claims & Judgements	430,000	398,805	393,361	(36,639)	
27		A_B6650 Other Expense	14,633	22,086	20,435	5,802	
28		A_B6700 Subcontracts	-	34	-	-	
29		A_B6900 Depreciation & Amortization	-	-	-	-	
30		A_B7000 Capital Expense	-	-	-	-	
31		A_B7200 Discontinued Operations	-	-	-	-	
32		A_B7500 Other Non Operating Expenses	-	-	-	-	
33		A_B7600 Internal Allocations & Sales	-	(539,291)	(304,655)	(304,655)	
34		A_B7700 Funding Tranfers	-	-	-	-	
35		Total_Expenses Expenses	3,893,957	2,873,159	3,363,856	(530,102)	
36		Statement of Activities Net Result	3,893,957	2,686,643	3,363,856	(530,102)	
37		FC_B20 Designated Op	A_B4000 Tuition & Educational Fees	(55,000)	(25,306)	(55,000)	-
38			A_B4100 Sales of Goods & Services	-	-	-	-
39			A_B4300 Grants & Contracts	-	-	-	-
40			A_43501 Federal Appropriations	-	-	-	-
41			A_B4400 Other Operating Revenue	-	-	-	-
42			A_B5000 Non Operating Revenues	-	-	-	-
43	A_B5100 Appropriations		-	-	-	-	
44	A_B5300 Gifts		-	-	-	-	
45	A_B5500 Investment Income		-	-	-	-	
46	A_B5600 Other Non Operating Revenues		-	-	-	-	
47	Total_Revenue Revenue		(55,000)	(25,306)	(55,000)	-	
48	A_B6000 Salaries, Wages & Benefits		45,674	21,058	45,674	0	
49	A_B6200 Services & Fees		-	-	-	-	
50	A_B6300 Travel		-	-	-	-	
51	A_B6400 Supplies		9,326	-	6,924	(2,402)	
52	A_B6450 Utilities		-	-	-	-	
53	A_B6500 Repairs & Maintenance		-	-	-	-	
54	A_B6550 Rentals & Leases		-	-	-	-	
55	A_B6575 Interest Expense		-	-	-	-	
56	A_B6600 Claims & Judgements		-	-	-	-	
57	A_B6650 Other Expense		-	-	-	-	
58	A_B6700 Subcontracts		-	-	-	-	
59	A_B6900 Depreciation & Amortization		-	-	-	-	
60	A_B7000 Capital Expense		-	-	-	-	
61	A_B7200 Discontinued Operations		-	-	-	-	
62	A_B7500 Other Non Operating Expenses		-	-	-	-	
63	A_B7600 Internal Allocations & Sales		-	(247)	984	984	
64	A_B7700 Funding Tranfers		-	-	-	-	
65	Total_Expenses Expenses		55,000	20,811	53,582	(1,418)	
66	Statement of Activities Net Result		-	(4,495)	(1,418)	(1,418)	


	A	B	C	D	E	F
1						
2	O_B8000: General Counsel Division					
3	Board of Trustees Report					
4	O_B8000: General Counsel Division					
5			FY18		FY19	
6	Fund Class - Source	Summary Level Natural Accounts	Budget	Actual through March	Budget	Variance FY18 Budget to FY19 Budget
67		A_B4000 Tuition & Educational Fees	-	-	-	-
68		A_B4100 Sales of Goods & Services	-	-	-	-
69		A_B4300 Grants & Contracts	-	-	-	-
70		A_43501 Federal Appropriations	-	-	-	-
71		A_B4400 Other Operating Revenue	-	-	-	-
72		A_B5000 Non Operating Revenues	-	-	-	-
73		A_B5100 Appropriations	-	-	-	-
74		A_B5300 Gifts	-	-	-	-
75		A_B5500 Investment Income	-	-	-	-
76		A_B5600 Other Non Operating Revenues	-	-	-	-
77		Total_Revenue Revenue	-	-	-	-
78		A_B6000 Salaries, Wages & Benefits	-	-	-	-
79		A_B6200 Services & Fees	-	-	-	-
80		A_B6300 Travel	-	-	-	-
81	FC_B30 Restr	A_B6400 Supplies	-	-	-	-
82	Expendable Op	A_B6450 Utilities	-	-	-	-
83		A_B6500 Repairs & Maintenance	-	-	-	-
84		A_B6550 Rentals & Leases	-	-	-	-
85		A_B6575 Interest Expense	-	-	-	-
86		A_B6600 Claims & Judgements	-	-	-	-
87		A_B6650 Other Expense	-	-	-	-
88		A_B6700 Subcontracts	-	-	-	-
89		A_B6900 Depreciation & Amortization	-	-	-	-
90		A_B7000 Capital Expense	-	-	-	-
91		A_B7200 Discontinued Operations	-	-	-	-
92		A_B7500 Other Non Operating Expenses	-	-	-	-
93		A_B7600 Internal Allocations & Sales	-	-	-	-
94		A_B7700 Funding Tranfers	-	-	-	-
95		Total_Expenses Expenses	-	-	-	-
96		Statement of Activities Net Result	-	-	-	-
97		A_B4000 Tuition & Educational Fees	-	-	-	-
98		A_B4100 Sales of Goods & Services	-	-	-	-
99		A_B4300 Grants & Contracts	-	-	-	-
100		A_43501 Federal Appropriations	-	-	-	-
101		A_B4400 Other Operating Revenue	-	-	-	-
102		A_B5000 Non Operating Revenues	-	-	-	-
103		A_B5100 Appropriations	-	-	-	-
104		A_B5300 Gifts	-	-	-	-
105		A_B5500 Investment Income	-	-	-	-
106		A_B5600 Other Non Operating Revenues	-	-	-	-
107		Total_Revenue Revenue	-	-	-	-
108		A_B6000 Salaries, Wages & Benefits	-	-	-	-
109		A_B6200 Services & Fees	-	-	-	-
110		A_B6300 Travel	-	-	-	-
111	FC_B35 Restr	A_B6400 Supplies	-	-	-	-
112	Expendable Non Op	A_B6450 Utilities	-	-	-	-
113		A_B6500 Repairs & Maintenance	-	-	-	-
114		A_B6550 Rentals & Leases	-	-	-	-
115		A_B6575 Interest Expense	-	-	-	-
116		A_B6600 Claims & Judgements	-	-	-	-
117		A_B6650 Other Expense	-	-	-	-
118		A_B6700 Subcontracts	-	-	-	-
119		A_B6900 Depreciation & Amortization	-	-	-	-
120		A_B7000 Capital Expense	-	-	-	-
121		A_B7200 Discontinued Operations	-	-	-	-
122		A_B7500 Other Non Operating Expenses	-	-	-	-
123		A_B7600 Internal Allocations & Sales	-	-	-	-
124		A_B7700 Funding Tranfers	-	-	-	-
125		Total_Expenses Expenses	-	-	-	-
126		Statement of Activities Net Result	-	-	-	-

	A	B	C	D	E	F
1						
2	O_B8000: General Counsel Division					
3	Board of Trustees Report					
4	O_B8000: General Counsel Division					
5				FY18	FY19	
6	Fund Class - Source	Summary Level Natural Accounts	Budget	Actual through March	Budget	Variance FY18 Budget to FY19 Budget
127		A_B4000 Tuition & Educational Fees	-	-	-	-
128		A_B4100 Sales of Goods & Services	-	-	-	-
129		A_B4300 Grants & Contracts	-	-	-	-
130		A_43501 Federal Appropriations	-	-	-	-
131		A_B4400 Other Operating Revenue	-	-	-	-
132		A_B5000 Non Operating Revenues	-	-	-	-
133		A_B5100 Appropriations	-	-	-	-
134		A_B5300 Gifts	-	-	-	-
135		A_B5500 Investment Income	-	-	-	-
136		A_B5600 Other Non Operating Revenues	-	-	-	-
137		Total_Revenue Revenue	-	-	-	-
138		A_B6000 Salaries, Wages & Benefits	-	-	-	-
139		A_B6200 Services & Fees	-	-	-	-
140		A_B6300 Travel	-	-	-	-
141	FC_B40 Restr	A_B6400 Supplies	-	-	-	-
142	Grants	A_B6450 Utilities	-	-	-	-
143		A_B6500 Repairs & Maintenance	-	-	-	-
144		A_B6550 Rentals & Leases	-	-	-	-
145		A_B6575 Interest Expense	-	-	-	-
146		A_B6600 Claims & Judgements	-	-	-	-
147		A_B6650 Other Expense	-	-	-	-
148		A_B6700 Subcontracts	-	-	-	-
149		A_B6900 Depreciation & Amortization	-	-	-	-
150		A_B7000 Capital Expense	-	-	-	-
151		A_B7200 Discontinued Operations	-	-	-	-
152		A_B7500 Other Non Operating Expenses	-	-	-	-
153		A_B7600 Internal Allocations & Sales	-	-	-	-
154		A_B7700 Funding Tranfers	-	-	-	-
155		Total_Expenses Expenses	-	-	-	-
156		Statement of Activities Net Result	-	-	-	-
157		A_B4000 Tuition & Educational Fees	-	-	-	-
158		A_B4100 Sales of Goods & Services	-	-	-	-
159		A_B4300 Grants & Contracts	-	-	-	-
160		A_43501 Federal Appropriations	-	-	-	-
161		A_B4400 Other Operating Revenue	-	-	-	-
162		A_B5000 Non Operating Revenues	-	-	-	-
163		A_B5100 Appropriations	-	-	-	-
164		A_B5300 Gifts	-	-	-	-
165		A_B5500 Investment Income	-	-	-	-
166		A_B5600 Other Non Operating Revenues	-	-	-	-
167		Total_Revenue Revenue	-	-	-	-
168		A_B6000 Salaries, Wages & Benefits	-	-	-	-
169		A_B6200 Services & Fees	-	-	-	-
170		A_B6300 Travel	-	-	-	-
171	FC_B45 Restr	A_B6400 Supplies	-	-	-	-
172	Govt Funds	A_B6450 Utilities	-	-	-	-
173		A_B6500 Repairs & Maintenance	-	-	-	-
174		A_B6550 Rentals & Leases	-	-	-	-
175		A_B6575 Interest Expense	-	-	-	-
176		A_B6600 Claims & Judgements	-	-	-	-
177		A_B6650 Other Expense	-	-	-	-
178		A_B6700 Subcontracts	-	-	-	-
179		A_B6900 Depreciation & Amortization	-	-	-	-
180		A_B7000 Capital Expense	-	-	-	-
181		A_B7200 Discontinued Operations	-	-	-	-
182		A_B7500 Other Non Operating Expenses	-	-	-	-
183		A_B7600 Internal Allocations & Sales	-	-	-	-
184		A_B7700 Funding Tranfers	-	-	-	-
185		Total_Expenses Expenses	-	-	-	-
186		Statement of Activities Net Result	-	-	-	-


	A	B	C	D	E	F	
1							
2	O_80001: General Counsels Office						
3	Board of Trustees Report						
4	O_80001: General Counsels Office						
5			FY18		FY19		
6	Fund Class - Source	Summary Level Natural Accounts	Budget	Actual through March	Budget	Variance FY18 Budget to FY19 Budget	
7	FC_105 Unrestricted Operating Class	A_B4000 Tuition & Educational Fees	-	-	-	-	
8		A_B4100 Sales of Goods & Services	-	-	-	-	
9		A_B4300 Grants & Contracts	-	-	-	-	
10		A_43501 Federal Appropriations	-	-	-	-	
11		A_B4400 Other Operating Revenue	-	(1,735)	-	-	
12		A_B5000 Non Operating Revenues	-	-	-	-	
13		A_B5100 Appropriations	-	-	-	-	
14		A_B5300 Gifts	-	-	-	-	
15		A_B5500 Investment Income	-	-	-	-	
16		A_B5600 Other Non Operating Revenues	-	-	-	-	
17		Total_Revenue Revenue	-	(1,735)	-	-	
18		A_B6000 Salaries, Wages & Benefits	716,506	518,026	742,980	26,475	
19		A_B6200 Services & Fees	80,472	9,982	76,074	(4,398)	
20		A_B6300 Travel	2,555	9,203	3,000	445	
21		A_B6400 Supplies	18,061	7,590	17,581	(480)	
22		A_B6450 Utilities	-	-	-	-	
23		A_B6500 Repairs & Maintenance	-	-	-	-	
24		A_B6550 Rentals & Leases	-	-	-	-	
25		A_B6575 Interest Expense	-	-	-	-	
26		A_B6600 Claims & Judgements	-	-	-	-	
27		A_B6650 Other Expense	6,860	20,164	8,280	1,420	
28		A_B6700 Subcontracts	-	34	-	-	
29		A_B6900 Depreciation & Amortization	-	-	-	-	
30		A_B7000 Capital Expense	-	-	-	-	
31		A_B7200 Discontinued Operations	-	-	-	-	
32		A_B7500 Other Non Operating Expenses	-	-	-	-	
33		A_B7600 Internal Allocations & Sales	10,000	6,356	4,478	(5,522)	
34		A_B7700 Funding Tranfers	-	-	-	-	
35		Total_Expenses Expenses	834,454	571,355	852,393	17,939	
36		Statement of Activities Net Result	834,454	569,620	852,393	17,939	
37		FC_B20 Designated Op	A_B4000 Tuition & Educational Fees	-	-	-	-
38			A_B4100 Sales of Goods & Services	-	-	-	-
39			A_B4300 Grants & Contracts	-	-	-	-
40			A_43501 Federal Appropriations	-	-	-	-
41			A_B4400 Other Operating Revenue	-	-	-	-
42			A_B5000 Non Operating Revenues	-	-	-	-
43	A_B5100 Appropriations		-	-	-	-	
44	A_B5300 Gifts		-	-	-	-	
45	A_B5500 Investment Income		-	-	-	-	
46	A_B5600 Other Non Operating Revenues		-	-	-	-	
47	Total_Revenue Revenue		-	-	-	-	
48	A_B6000 Salaries, Wages & Benefits		-	-	-	-	
49	A_B6200 Services & Fees		-	-	-	-	
50	A_B6300 Travel		-	-	-	-	
51	A_B6400 Supplies		-	-	-	-	
52	A_B6450 Utilities		-	-	-	-	
53	A_B6500 Repairs & Maintenance		-	-	-	-	
54	A_B6550 Rentals & Leases		-	-	-	-	
55	A_B6575 Interest Expense		-	-	-	-	
56	A_B6600 Claims & Judgements		-	-	-	-	
57	A_B6650 Other Expense		-	-	-	-	
58	A_B6700 Subcontracts		-	-	-	-	
59	A_B6900 Depreciation & Amortization		-	-	-	-	
60	A_B7000 Capital Expense		-	-	-	-	
61	A_B7200 Discontinued Operations		-	-	-	-	
62	A_B7500 Other Non Operating Expenses		-	-	-	-	
63	A_B7600 Internal Allocations & Sales		-	-	-	-	
64	A_B7700 Funding Tranfers		-	-	-	-	
65	Total_Expenses Expenses		-	-	-	-	
66	Statement of Activities Net Result		-	-	-	-	


	A	B	C	D	E	F
1						
2	O_80001: General Counsels Office					
3	Board of Trustees Report					
4	O_80001: General Counsels Office					
5			FY18		FY19	
6	Fund Class - Source	Summary Level Natural Accounts	Budget	Actual through March	Budget	Variance FY18 Budget to FY19 Budget
67		A_B4000 Tuition & Educational Fees	-	-	-	-
68		A_B4100 Sales of Goods & Services	-	-	-	-
69		A_B4300 Grants & Contracts	-	-	-	-
70		A_43501 Federal Appropriations	-	-	-	-
71		A_B4400 Other Operating Revenue	-	-	-	-
72		A_B5000 Non Operating Revenues	-	-	-	-
73		A_B5100 Appropriations	-	-	-	-
74		A_B5300 Gifts	-	-	-	-
75		A_B5500 Investment Income	-	-	-	-
76		A_B5600 Other Non Operating Revenues	-	-	-	-
77		Total_Revenue Revenue	-	-	-	-
78		A_B6000 Salaries, Wages & Benefits	-	-	-	-
79		A_B6200 Services & Fees	-	-	-	-
80		A_B6300 Travel	-	-	-	-
81	FC_B30 Restr	A_B6400 Supplies	-	-	-	-
82	Expendable Op	A_B6450 Utilities	-	-	-	-
83		A_B6500 Repairs & Maintenance	-	-	-	-
84		A_B6550 Rentals & Leases	-	-	-	-
85		A_B6575 Interest Expense	-	-	-	-
86		A_B6600 Claims & Judgements	-	-	-	-
87		A_B6650 Other Expense	-	-	-	-
88		A_B6700 Subcontracts	-	-	-	-
89		A_B6900 Depreciation & Amortization	-	-	-	-
90		A_B7000 Capital Expense	-	-	-	-
91		A_B7200 Discontinued Operations	-	-	-	-
92		A_B7500 Other Non Operating Expenses	-	-	-	-
93		A_B7600 Internal Allocations & Sales	-	-	-	-
94		A_B7700 Funding Tranfers	-	-	-	-
95		Total_Expenses Expenses	-	-	-	-
96		Statement of Activities Net Result	-	-	-	-
97		A_B4000 Tuition & Educational Fees	-	-	-	-
98		A_B4100 Sales of Goods & Services	-	-	-	-
99		A_B4300 Grants & Contracts	-	-	-	-
100		A_43501 Federal Appropriations	-	-	-	-
101		A_B4400 Other Operating Revenue	-	-	-	-
102		A_B5000 Non Operating Revenues	-	-	-	-
103		A_B5100 Appropriations	-	-	-	-
104		A_B5300 Gifts	-	-	-	-
105		A_B5500 Investment Income	-	-	-	-
106		A_B5600 Other Non Operating Revenues	-	-	-	-
107		Total_Revenue Revenue	-	-	-	-
108		A_B6000 Salaries, Wages & Benefits	-	-	-	-
109		A_B6200 Services & Fees	-	-	-	-
110		A_B6300 Travel	-	-	-	-
111	FC_B35 Restr	A_B6400 Supplies	-	-	-	-
112	Expendable Non Op	A_B6450 Utilities	-	-	-	-
113		A_B6500 Repairs & Maintenance	-	-	-	-
114		A_B6550 Rentals & Leases	-	-	-	-
115		A_B6575 Interest Expense	-	-	-	-
116		A_B6600 Claims & Judgements	-	-	-	-
117		A_B6650 Other Expense	-	-	-	-
118		A_B6700 Subcontracts	-	-	-	-
119		A_B6900 Depreciation & Amortization	-	-	-	-
120		A_B7000 Capital Expense	-	-	-	-
121		A_B7200 Discontinued Operations	-	-	-	-
122		A_B7500 Other Non Operating Expenses	-	-	-	-
123		A_B7600 Internal Allocations & Sales	-	-	-	-
124		A_B7700 Funding Tranfers	-	-	-	-
125		Total_Expenses Expenses	-	-	-	-
126		Statement of Activities Net Result	-	-	-	-


	A	B	C	D	E	F
1						
2	O_80001: General Counsels Office					
3	Board of Trustees Report					
4	O_80001: General Counsels Office					
5			FY18		FY19	
6	Fund Class - Source	Summary Level Natural Accounts	Budget	Actual through March	Budget	Variance FY18 Budget to FY19 Budget
127		A_B4000 Tuition & Educational Fees	-	-	-	-
128		A_B4100 Sales of Goods & Services	-	-	-	-
129		A_B4300 Grants & Contracts	-	-	-	-
130		A_43501 Federal Appropriations	-	-	-	-
131		A_B4400 Other Operating Revenue	-	-	-	-
132		A_B5000 Non Operating Revenues	-	-	-	-
133		A_B5100 Appropriations	-	-	-	-
134		A_B5300 Gifts	-	-	-	-
135		A_B5500 Investment Income	-	-	-	-
136		A_B5600 Other Non Operating Revenues	-	-	-	-
137		Total_Revenue Revenue	-	-	-	-
138		A_B6000 Salaries, Wages & Benefits	-	-	-	-
139		A_B6200 Services & Fees	-	-	-	-
140		A_B6300 Travel	-	-	-	-
141	FC_B40 Restr	A_B6400 Supplies	-	-	-	-
142	Grants	A_B6450 Utilities	-	-	-	-
143		A_B6500 Repairs & Maintenance	-	-	-	-
144		A_B6550 Rentals & Leases	-	-	-	-
145		A_B6575 Interest Expense	-	-	-	-
146		A_B6600 Claims & Judgements	-	-	-	-
147		A_B6650 Other Expense	-	-	-	-
148		A_B6700 Subcontracts	-	-	-	-
149		A_B6900 Depreciation & Amortization	-	-	-	-
150		A_B7000 Capital Expense	-	-	-	-
151		A_B7200 Discontinued Operations	-	-	-	-
152		A_B7500 Other Non Operating Expenses	-	-	-	-
153		A_B7600 Internal Allocations & Sales	-	-	-	-
154		A_B7700 Funding Tranfers	-	-	-	-
155		Total_Expenses Expenses	-	-	-	-
156		Statement of Activities Net Result	-	-	-	-
157		A_B4000 Tuition & Educational Fees	-	-	-	-
158		A_B4100 Sales of Goods & Services	-	-	-	-
159		A_B4300 Grants & Contracts	-	-	-	-
160		A_43501 Federal Appropriations	-	-	-	-
161		A_B4400 Other Operating Revenue	-	-	-	-
162		A_B5000 Non Operating Revenues	-	-	-	-
163		A_B5100 Appropriations	-	-	-	-
164		A_B5300 Gifts	-	-	-	-
165		A_B5500 Investment Income	-	-	-	-
166		A_B5600 Other Non Operating Revenues	-	-	-	-
167		Total_Revenue Revenue	-	-	-	-
168		A_B6000 Salaries, Wages & Benefits	-	-	-	-
169		A_B6200 Services & Fees	-	-	-	-
170		A_B6300 Travel	-	-	-	-
171	FC_B45 Restr	A_B6400 Supplies	-	-	-	-
172	Govt Funds	A_B6450 Utilities	-	-	-	-
173		A_B6500 Repairs & Maintenance	-	-	-	-
174		A_B6550 Rentals & Leases	-	-	-	-
175		A_B6575 Interest Expense	-	-	-	-
176		A_B6600 Claims & Judgements	-	-	-	-
177		A_B6650 Other Expense	-	-	-	-
178		A_B6700 Subcontracts	-	-	-	-
179		A_B6900 Depreciation & Amortization	-	-	-	-
180		A_B7000 Capital Expense	-	-	-	-
181		A_B7200 Discontinued Operations	-	-	-	-
182		A_B7500 Other Non Operating Expenses	-	-	-	-
183		A_B7600 Internal Allocations & Sales	-	-	-	-
184		A_B7700 Funding Tranfers	-	-	-	-
185		Total_Expenses Expenses	-	-	-	-
186		Statement of Activities Net Result	-	-	-	-


	A	B	C	D	E	F	
1							
2	O_80002: Risk Management & Safety Office						
3	Board of Trustees Report						
4	O_80002: Risk Management & Safety Office						
5			FY18		FY19		
6	Fund Class - Source	Summary Level Natural Accounts	Budget	Actual through March	Budget	Variance FY18 Budget to FY19 Budget	
7	FC_105 Unrestricted Operating Class	A_B4000 Tuition & Educational Fees	-	(23,324)	-	-	
8		A_B4100 Sales of Goods & Services	-	-	-	-	
9		A_B4300 Grants & Contracts	-	-	-	-	
10		A_43501 Federal Appropriations	-	-	-	-	
11		A_B4400 Other Operating Revenue	-	(161,457)	-	-	
12		A_B5000 Non Operating Revenues	-	-	-	-	
13		A_B5100 Appropriations	-	-	-	-	
14		A_B5300 Gifts	-	-	-	-	
15		A_B5500 Investment Income	-	-	-	-	
16		A_B5600 Other Non Operating Revenues	-	-	-	-	
17			Total Revenue Revenue	-	(184,781)	-	-
18			A_B6000 Salaries, Wages & Benefits	400,883	231,760	289,180	(111,703)
19			A_B6200 Services & Fees	1,883,514	1,999,178	1,884,677	1,163
20			A_B6300 Travel	4,627	1,345	3,500	(1,127)
21			A_B6400 Supplies	43,966	1,492	33,980	(9,985)
22			A_B6450 Utilities	623	-	-	(623)
23			A_B6500 Repairs & Maintenance	3,996	40,093	-	(3,996)
24			A_B6550 Rentals & Leases	2,145	-	-	(2,145)
25			A_B6575 Interest Expense	-	-	-	-
26			A_B6600 Claims & Judgements	430,000	398,805	393,361	(36,639)
27			A_B6650 Other Expense	4,773	450	3,955	(818)
28			A_B6700 Subcontracts	-	-	-	-
29			A_B6900 Depreciation & Amortization	-	-	-	-
30			A_B7000 Capital Expense	-	-	-	-
31			A_B7200 Discontinued Operations	-	-	-	-
32			A_B7500 Other Non Operating Expenses	-	-	-	-
33			A_B7600 Internal Allocations & Sales	-	(551,134)	(314,065)	(314,065)
34			A_B7700 Funding Trfers	-	-	-	-
35			Total Expenses Expenses	2,774,527	2,121,989	2,294,588	(479,939)
36			Statement of Activities Net Result	2,774,527	1,937,208	2,294,588	(479,939)
37		FC_B20 Designated Op	A_B4000 Tuition & Educational Fees	(55,000)	(25,306)	(55,000)	-
38			A_B4100 Sales of Goods & Services	-	-	-	-
39			A_B4300 Grants & Contracts	-	-	-	-
40			A_43501 Federal Appropriations	-	-	-	-
41			A_B4400 Other Operating Revenue	-	-	-	-
42			A_B5000 Non Operating Revenues	-	-	-	-
43	A_B5100 Appropriations		-	-	-	-	
44	A_B5300 Gifts		-	-	-	-	
45	A_B5500 Investment Income		-	-	-	-	
46	A_B5600 Other Non Operating Revenues		-	-	-	-	
47			Total Revenue Revenue	(55,000)	(25,306)	(55,000)	-
48			A_B6000 Salaries, Wages & Benefits	45,674	21,058	45,674	0
49			A_B6200 Services & Fees	-	-	-	-
50			A_B6300 Travel	-	-	-	-
51			A_B6400 Supplies	9,326	-	6,924	(2,402)
52			A_B6450 Utilities	-	-	-	-
53			A_B6500 Repairs & Maintenance	-	-	-	-
54			A_B6550 Rentals & Leases	-	-	-	-
55			A_B6575 Interest Expense	-	-	-	-
56			A_B6600 Claims & Judgements	-	-	-	-
57			A_B6650 Other Expense	-	-	-	-
58			A_B6700 Subcontracts	-	-	-	-
59			A_B6900 Depreciation & Amortization	-	-	-	-
60			A_B7000 Capital Expense	-	-	-	-
61			A_B7200 Discontinued Operations	-	-	-	-
62			A_B7500 Other Non Operating Expenses	-	-	-	-
63			A_B7600 Internal Allocations & Sales	-	(247)	984	984
64			A_B7700 Funding Trfers	-	-	-	-
65			Total Expenses Expenses	55,000	20,811	53,582	(1,418)
66			Statement of Activities Net Result	-	(4,495)	(1,418)	(1,418)


	A	B	C	D	E	F
1						
2	O_80002: Risk Management & Safety Office					
3	Board of Trustees Report					
4	O_80002: Risk Management & Safety Office					
5			FY18		FY19	
6	Fund Class - Source	Summary Level Natural Accounts	Budget	Actual through March	Budget	Variance FY18 Budget to FY19 Budget
67		A_B4000 Tuition & Educational Fees	-	-	-	-
68		A_B4100 Sales of Goods & Services	-	-	-	-
69		A_B4300 Grants & Contracts	-	-	-	-
70		A_43501 Federal Appropriations	-	-	-	-
71		A_B4400 Other Operating Revenue	-	-	-	-
72		A_B5000 Non Operating Revenues	-	-	-	-
73		A_B5100 Appropriations	-	-	-	-
74		A_B5300 Gifts	-	-	-	-
75		A_B5500 Investment Income	-	-	-	-
76		A_B5600 Other Non Operating Revenues	-	-	-	-
77		Total_Revenue Revenue	-	-	-	-
78		A_B6000 Salaries, Wages & Benefits	-	-	-	-
79		A_B6200 Services & Fees	-	-	-	-
80		A_B6300 Travel	-	-	-	-
81	FC_B30 Restr	A_B6400 Supplies	-	-	-	-
82	Expendable Op	A_B6450 Utilities	-	-	-	-
83		A_B6500 Repairs & Maintenance	-	-	-	-
84		A_B6550 Rentals & Leases	-	-	-	-
85		A_B6575 Interest Expense	-	-	-	-
86		A_B6600 Claims & Judgements	-	-	-	-
87		A_B6650 Other Expense	-	-	-	-
88		A_B6700 Subcontracts	-	-	-	-
89		A_B6900 Depreciation & Amortization	-	-	-	-
90		A_B7000 Capital Expense	-	-	-	-
91		A_B7200 Discontinued Operations	-	-	-	-
92		A_B7500 Other Non Operating Expenses	-	-	-	-
93		A_B7600 Internal Allocations & Sales	-	-	-	-
94		A_B7700 Funding Tranfers	-	-	-	-
95		Total_Expenses Expenses	-	-	-	-
96		Statement of Activities Net Result	-	-	-	-
97		A_B4000 Tuition & Educational Fees	-	-	-	-
98		A_B4100 Sales of Goods & Services	-	-	-	-
99		A_B4300 Grants & Contracts	-	-	-	-
100		A_43501 Federal Appropriations	-	-	-	-
101		A_B4400 Other Operating Revenue	-	-	-	-
102		A_B5000 Non Operating Revenues	-	-	-	-
103		A_B5100 Appropriations	-	-	-	-
104		A_B5300 Gifts	-	-	-	-
105		A_B5500 Investment Income	-	-	-	-
106		A_B5600 Other Non Operating Revenues	-	-	-	-
107		Total_Revenue Revenue	-	-	-	-
108		A_B6000 Salaries, Wages & Benefits	-	-	-	-
109		A_B6200 Services & Fees	-	-	-	-
110		A_B6300 Travel	-	-	-	-
111	FC_B35 Restr	A_B6400 Supplies	-	-	-	-
112	Expendable Non Op	A_B6450 Utilities	-	-	-	-
113		A_B6500 Repairs & Maintenance	-	-	-	-
114		A_B6550 Rentals & Leases	-	-	-	-
115		A_B6575 Interest Expense	-	-	-	-
116		A_B6600 Claims & Judgements	-	-	-	-
117		A_B6650 Other Expense	-	-	-	-
118		A_B6700 Subcontracts	-	-	-	-
119		A_B6900 Depreciation & Amortization	-	-	-	-
120		A_B7000 Capital Expense	-	-	-	-
121		A_B7200 Discontinued Operations	-	-	-	-
122		A_B7500 Other Non Operating Expenses	-	-	-	-
123		A_B7600 Internal Allocations & Sales	-	-	-	-
124		A_B7700 Funding Tranfers	-	-	-	-
125		Total_Expenses Expenses	-	-	-	-
126		Statement of Activities Net Result	-	-	-	-


	A	B	C	D	E	F
1						
2	O_80002: Risk Management & Safety Office					
3	Board of Trustees Report					
4	O_80002: Risk Management & Safety Office					
5			FY18		FY19	
6	Fund Class - Source	Summary Level Natural Accounts	Budget	Actual through March	Budget	Variance FY18 Budget to FY19 Budget
127		A_B4000 Tuition & Educational Fees	-	-	-	-
128		A_B4100 Sales of Goods & Services	-	-	-	-
129		A_B4300 Grants & Contracts	-	-	-	-
130		A_43501 Federal Appropriations	-	-	-	-
131		A_B4400 Other Operating Revenue	-	-	-	-
132		A_B5000 Non Operating Revenues	-	-	-	-
133		A_B5100 Appropriations	-	-	-	-
134		A_B5300 Gifts	-	-	-	-
135		A_B5500 Investment Income	-	-	-	-
136		A_B5600 Other Non Operating Revenues	-	-	-	-
137		Total_Revenue Revenue	-	-	-	-
138		A_B6000 Salaries, Wages & Benefits	-	-	-	-
139		A_B6200 Services & Fees	-	-	-	-
140		A_B6300 Travel	-	-	-	-
141	FC_B40 Restr	A_B6400 Supplies	-	-	-	-
142	Grants	A_B6450 Utilities	-	-	-	-
143		A_B6500 Repairs & Maintenance	-	-	-	-
144		A_B6550 Rentals & Leases	-	-	-	-
145		A_B6575 Interest Expense	-	-	-	-
146		A_B6600 Claims & Judgements	-	-	-	-
147		A_B6650 Other Expense	-	-	-	-
148		A_B6700 Subcontracts	-	-	-	-
149		A_B6900 Depreciation & Amortization	-	-	-	-
150		A_B7000 Capital Expense	-	-	-	-
151		A_B7200 Discontinued Operations	-	-	-	-
152		A_B7500 Other Non Operating Expenses	-	-	-	-
153		A_B7600 Internal Allocations & Sales	-	-	-	-
154		A_B7700 Funding Tranfers	-	-	-	-
155		Total_Expenses Expenses	-	-	-	-
156		Statement of Activities Net Result	-	-	-	-
157		A_B4000 Tuition & Educational Fees	-	-	-	-
158		A_B4100 Sales of Goods & Services	-	-	-	-
159		A_B4300 Grants & Contracts	-	-	-	-
160		A_43501 Federal Appropriations	-	-	-	-
161		A_B4400 Other Operating Revenue	-	-	-	-
162		A_B5000 Non Operating Revenues	-	-	-	-
163		A_B5100 Appropriations	-	-	-	-
164		A_B5300 Gifts	-	-	-	-
165		A_B5500 Investment Income	-	-	-	-
166		A_B5600 Other Non Operating Revenues	-	-	-	-
167		Total_Revenue Revenue	-	-	-	-
168		A_B6000 Salaries, Wages & Benefits	-	-	-	-
169		A_B6200 Services & Fees	-	-	-	-
170		A_B6300 Travel	-	-	-	-
171	FC_B45 Restr	A_B6400 Supplies	-	-	-	-
172	Govt Funds	A_B6450 Utilities	-	-	-	-
173		A_B6500 Repairs & Maintenance	-	-	-	-
174		A_B6550 Rentals & Leases	-	-	-	-
175		A_B6575 Interest Expense	-	-	-	-
176		A_B6600 Claims & Judgements	-	-	-	-
177		A_B6650 Other Expense	-	-	-	-
178		A_B6700 Subcontracts	-	-	-	-
179		A_B6900 Depreciation & Amortization	-	-	-	-
180		A_B7000 Capital Expense	-	-	-	-
181		A_B7200 Discontinued Operations	-	-	-	-
182		A_B7500 Other Non Operating Expenses	-	-	-	-
183		A_B7600 Internal Allocations & Sales	-	-	-	-
184		A_B7700 Funding Tranfers	-	-	-	-
185		Total_Expenses Expenses	-	-	-	-
186		Statement of Activities Net Result	-	-	-	-


	A	B	C	D	E	F	
1							
2	O_80003: Equal Opportunity Report & Response						
3	Board of Trustees Report						
4	O_80003: Equal Opportunity Report & Response						
5			FY18		FY19		
6	Fund Class - Source	Summary Level Natural Accounts	Budget	Actual through March	Budget	Variance FY18 Budget to FY19 Budget	
7	FC_105 Unrestricted Operating Class	A_B4000 Tuition & Educational Fees	-	-	-	-	
8		A_B4100 Sales of Goods & Services	-	-	-	-	
9		A_B4300 Grants & Contracts	-	-	-	-	
10		A_43501 Federal Appropriations	-	-	-	-	
11		A_B4400 Other Operating Revenue	-	-	-	-	
12		A_B5000 Non Operating Revenues	-	-	-	-	
13		A_B5100 Appropriations	-	-	-	-	
14		A_B5300 Gifts	-	-	-	-	
15		A_B5500 Investment Income	-	-	-	-	
16		A_B5600 Other Non Operating Revenues	-	-	-	-	
17			Total_Revenue Revenue	-	-	-	-
18			A_B6000 Salaries, Wages & Benefits	271,664	171,990	192,472	(79,192)
19			A_B6200 Services & Fees	2,155	-	200	(1,955)
20			A_B6300 Travel	2,909	83	2,900	(9)
21			A_B6400 Supplies	15,248	784	8,170	(7,078)
22			A_B6450 Utilities	-	-	-	-
23			A_B6500 Repairs & Maintenance	-	-	-	-
24			A_B6550 Rentals & Leases	-	-	-	-
25			A_B6575 Interest Expense	-	-	-	-
26			A_B6600 Claims & Judgements	-	-	-	-
27			A_B6650 Other Expense	3,000	1,471	8,200	5,200
28			A_B6700 Subcontracts	-	-	-	-
29			A_B6900 Depreciation & Amortization	-	-	-	-
30			A_B7000 Capital Expense	-	-	-	-
31			A_B7200 Discontinued Operations	-	-	-	-
32			A_B7500 Other Non Operating Expenses	-	-	-	-
33			A_B7600 Internal Allocations & Sales	(10,000)	5,487	4,932	14,932
34			A_B7700 Funding Tranfers	-	-	-	-
35			Total_Expenses Expenses	284,976	179,815	216,874	(68,102)
36			Statement of Activities Net Result	284,976	179,815	216,874	(68,102)
37		FC_B20 Designated Op	A_B4000 Tuition & Educational Fees	-	-	-	-
38			A_B4100 Sales of Goods & Services	-	-	-	-
39			A_B4300 Grants & Contracts	-	-	-	-
40			A_43501 Federal Appropriations	-	-	-	-
41			A_B4400 Other Operating Revenue	-	-	-	-
42			A_B5000 Non Operating Revenues	-	-	-	-
43	A_B5100 Appropriations		-	-	-	-	
44	A_B5300 Gifts		-	-	-	-	
45	A_B5500 Investment Income		-	-	-	-	
46	A_B5600 Other Non Operating Revenues		-	-	-	-	
47			Total_Revenue Revenue	-	-	-	-
48			A_B6000 Salaries, Wages & Benefits	-	-	-	-
49			A_B6200 Services & Fees	-	-	-	-
50			A_B6300 Travel	-	-	-	-
51			A_B6400 Supplies	-	-	-	-
52			A_B6450 Utilities	-	-	-	-
53			A_B6500 Repairs & Maintenance	-	-	-	-
54			A_B6550 Rentals & Leases	-	-	-	-
55			A_B6575 Interest Expense	-	-	-	-
56			A_B6600 Claims & Judgements	-	-	-	-
57			A_B6650 Other Expense	-	-	-	-
58			A_B6700 Subcontracts	-	-	-	-
59			A_B6900 Depreciation & Amortization	-	-	-	-
60			A_B7000 Capital Expense	-	-	-	-
61			A_B7200 Discontinued Operations	-	-	-	-
62			A_B7500 Other Non Operating Expenses	-	-	-	-
63			A_B7600 Internal Allocations & Sales	-	-	-	-
64			A_B7700 Funding Tranfers	-	-	-	-
65			Total_Expenses Expenses	-	-	-	-
66			Statement of Activities Net Result	-	-	-	-


	A	B	C	D	E	F
1						
2	O_80003: Equal Opportunity Report & Response					
3	Board of Trustees Report					
4	O_80003: Equal Opportunity Report & Response					
5				FY18	FY19	
6	Fund Class - Source	Summary Level Natural Accounts	Budget	Actual through March	Budget	Variance FY18 Budget to FY19 Budget
67		A_B4000 Tuition & Educational Fees	-	-	-	-
68		A_B4100 Sales of Goods & Services	-	-	-	-
69		A_B4300 Grants & Contracts	-	-	-	-
70		A_43501 Federal Appropriations	-	-	-	-
71		A_B4400 Other Operating Revenue	-	-	-	-
72		A_B5000 Non Operating Revenues	-	-	-	-
73		A_B5100 Appropriations	-	-	-	-
74		A_B5300 Gifts	-	-	-	-
75		A_B5500 Investment Income	-	-	-	-
76		A_B5600 Other Non Operating Revenues	-	-	-	-
77		Total_Revenue Revenue	-	-	-	-
78		A_B6000 Salaries, Wages & Benefits	-	-	-	-
79		A_B6200 Services & Fees	-	-	-	-
80		A_B6300 Travel	-	-	-	-
81	FC_B30 Restr Expendable Op	A_B6400 Supplies	-	-	-	-
82		A_B6450 Utilities	-	-	-	-
83		A_B6500 Repairs & Maintenance	-	-	-	-
84		A_B6550 Rentals & Leases	-	-	-	-
85		A_B6575 Interest Expense	-	-	-	-
86		A_B6600 Claims & Judgements	-	-	-	-
87		A_B6650 Other Expense	-	-	-	-
88		A_B6700 Subcontracts	-	-	-	-
89		A_B6900 Depreciation & Amortization	-	-	-	-
90		A_B7000 Capital Expense	-	-	-	-
91		A_B7200 Discontinued Operations	-	-	-	-
92		A_B7500 Other Non Operating Expenses	-	-	-	-
93		A_B7600 Internal Allocations & Sales	-	-	-	-
94		A_B7700 Funding Tranfers	-	-	-	-
95		Total_Expenses Expenses	-	-	-	-
96	Statement of Activities Net Result	-	-	-	-	
97		A_B4000 Tuition & Educational Fees	-	-	-	-
98		A_B4100 Sales of Goods & Services	-	-	-	-
99		A_B4300 Grants & Contracts	-	-	-	-
100		A_43501 Federal Appropriations	-	-	-	-
101		A_B4400 Other Operating Revenue	-	-	-	-
102		A_B5000 Non Operating Revenues	-	-	-	-
103		A_B5100 Appropriations	-	-	-	-
104		A_B5300 Gifts	-	-	-	-
105		A_B5500 Investment Income	-	-	-	-
106		A_B5600 Other Non Operating Revenues	-	-	-	-
107		Total_Revenue Revenue	-	-	-	-
108		A_B6000 Salaries, Wages & Benefits	-	-	-	-
109		A_B6200 Services & Fees	-	-	-	-
110		A_B6300 Travel	-	-	-	-
111	FC_B35 Restr Expendable Non Op	A_B6400 Supplies	-	-	-	-
112		A_B6450 Utilities	-	-	-	-
113		A_B6500 Repairs & Maintenance	-	-	-	-
114		A_B6550 Rentals & Leases	-	-	-	-
115		A_B6575 Interest Expense	-	-	-	-
116		A_B6600 Claims & Judgements	-	-	-	-
117		A_B6650 Other Expense	-	-	-	-
118		A_B6700 Subcontracts	-	-	-	-
119		A_B6900 Depreciation & Amortization	-	-	-	-
120		A_B7000 Capital Expense	-	-	-	-
121		A_B7200 Discontinued Operations	-	-	-	-
122		A_B7500 Other Non Operating Expenses	-	-	-	-
123		A_B7600 Internal Allocations & Sales	-	-	-	-
124		A_B7700 Funding Tranfers	-	-	-	-
125		Total_Expenses Expenses	-	-	-	-
126	Statement of Activities Net Result	-	-	-	-	


	A	B	C	D	E	F	
1							
2	O_80003: Equal Opportunity Report & Response						
3	Board of Trustees Report						
4	O_80003: Equal Opportunity Report & Response						
5			FY18	FY19			
6	Fund Class - Source	Summary Level Natural Accounts	Budget	Actual through March	Budget	Variance FY18 Budget to FY19 Budget	
127	FC_B40 Restr Grants	A_B4000 Tuition & Educational Fees	-	-	-	-	
128		A_B4100 Sales of Goods & Services	-	-	-	-	
129		A_B4300 Grants & Contracts	-	-	-	-	
130		A_43501 Federal Appropriations	-	-	-	-	
131		A_B4400 Other Operating Revenue	-	-	-	-	
132		A_B5000 Non Operating Revenues	-	-	-	-	
133		A_B5100 Appropriations	-	-	-	-	
134		A_B5300 Gifts	-	-	-	-	
135		A_B5500 Investment Income	-	-	-	-	
136		A_B5600 Other Non Operating Revenues	-	-	-	-	
137			Total_Revenue Revenue	-	-	-	-
138			A_B6000 Salaries, Wages & Benefits	-	-	-	-
139			A_B6200 Services & Fees	-	-	-	-
140			A_B6300 Travel	-	-	-	-
141			A_B6400 Supplies	-	-	-	-
142			A_B6450 Utilities	-	-	-	-
143			A_B6500 Repairs & Maintenance	-	-	-	-
144			A_B6550 Rentals & Leases	-	-	-	-
145			A_B6575 Interest Expense	-	-	-	-
146			A_B6600 Claims & Judgements	-	-	-	-
147			A_B6650 Other Expense	-	-	-	-
148			A_B6700 Subcontracts	-	-	-	-
149			A_B6900 Depreciation & Amortization	-	-	-	-
150			A_B7000 Capital Expense	-	-	-	-
151			A_B7200 Discontinued Operations	-	-	-	-
152			A_B7500 Other Non Operating Expenses	-	-	-	-
153			A_B7600 Internal Allocations & Sales	-	-	-	-
154			A_B7700 Funding Tranfers	-	-	-	-
155			Total_Expenses Expenses	-	-	-	-
156			Statement of Activities Net Result	-	-	-	-
157		FC_B45 Restr Govt Funds	A_B4000 Tuition & Educational Fees	-	-	-	-
158			A_B4100 Sales of Goods & Services	-	-	-	-
159	A_B4300 Grants & Contracts		-	-	-	-	
160	A_43501 Federal Appropriations		-	-	-	-	
161	A_B4400 Other Operating Revenue		-	-	-	-	
162	A_B5000 Non Operating Revenues		-	-	-	-	
163	A_B5100 Appropriations		-	-	-	-	
164	A_B5300 Gifts		-	-	-	-	
165	A_B5500 Investment Income		-	-	-	-	
166	A_B5600 Other Non Operating Revenues		-	-	-	-	
167			Total_Revenue Revenue	-	-	-	-
168			A_B6000 Salaries, Wages & Benefits	-	-	-	-
169			A_B6200 Services & Fees	-	-	-	-
170			A_B6300 Travel	-	-	-	-
171			A_B6400 Supplies	-	-	-	-
172			A_B6450 Utilities	-	-	-	-
173			A_B6500 Repairs & Maintenance	-	-	-	-
174			A_B6550 Rentals & Leases	-	-	-	-
175			A_B6575 Interest Expense	-	-	-	-
176			A_B6600 Claims & Judgements	-	-	-	-
177			A_B6650 Other Expense	-	-	-	-
178			A_B6700 Subcontracts	-	-	-	-
179			A_B6900 Depreciation & Amortization	-	-	-	-
180			A_B7000 Capital Expense	-	-	-	-
181			A_B7200 Discontinued Operations	-	-	-	-
182			A_B7500 Other Non Operating Expenses	-	-	-	-
183			A_B7600 Internal Allocations & Sales	-	-	-	-
184			A_B7700 Funding Tranfers	-	-	-	-
185			Total_Expenses Expenses	-	-	-	-
186			Statement of Activities Net Result	-	-	-	-


	A	B	C	D	E	F	
1							
2	O_B9000: Intercollegiate Athletics Division						
3	Board of Trustees Report						
4	O_B9000: Intercollegiate Athletics Division						
5			FY18		FY19		
6	Fund Class - Source	Summary Level Natural Accounts	Budget	Actual through March	Budget	Variance FY18 Budget to FY19 Budget	
7	FC_105 Unrestricted Operating Class	A_B4000 Tuition & Educational Fees	5,258,451	3,478,976	3,621,366	(1,637,085)	
8		A_B4100 Sales of Goods & Services	(13,826,820)	(7,262,273)	(10,782,645)	3,044,175	
9		A_B4300 Grants & Contracts	-	-	-	-	
10		A_43501 Federal Appropriations	-	-	-	-	
11		A_B4400 Other Operating Revenue	(226,200)	(1,811,858)	(2,958,050)	(2,731,850)	
12		A_B5000 Non Operating Revenues	-	-	-	-	
13		A_B5100 Appropriations	(4,000,000)	-	(5,050,000)	(1,050,000)	
14		A_B5300 Gifts	-	(404,185)	-	-	
15		A_B5500 Investment Income	(200,000)	-	-	200,000	
16		A_B5600 Other Non Operating Revenues	-	-	-	-	
17			Total_Revenue Revenue	(12,994,569)	(5,999,340)	(15,169,329)	(2,174,760)
18			A_B6000 Salaries, Wages & Benefits	16,389,438	11,937,654	17,367,064	977,627
19			A_B6200 Services & Fees	2,617,655	2,660,805	3,269,798	652,143
20			A_B6300 Travel	3,366,838	2,926,981	2,950,162	(416,676)
21			A_B6400 Supplies	1,822,953	1,510,751	2,350,623	527,670
22			A_B6450 Utilities	-	17,188	-	-
23			A_B6500 Repairs & Maintenance	518,165	147,817	240,818	(277,347)
24			A_B6550 Rentals & Leases	47,600	114,034	47,600	-
25			A_B6575 Interest Expense	-	-	-	-
26			A_B6600 Claims & Judgements	-	-	-	-
27			A_B6650 Other Expense	2,889,044	2,113,702	2,830,209	(58,835)
28			A_B6700 Subcontracts	-	-	-	-
29			A_B6900 Depreciation & Amortization	-	-	-	-
30			A_B7000 Capital Expense	-	-	-	-
31			A_B7200 Discontinued Operations	-	-	-	-
32			A_B7500 Other Non Operating Expenses	450,000	(1,320)	700,000	250,000
33			A_B7600 Internal Allocations & Sales	-	1,136,234	492,815	492,815
34			A_B7700 Funding Tranfers	(2,200,600)	(1,379,610)	(2,048,853)	151,747
35			Total_Expenses Expenses	25,901,093	21,184,236	28,200,236	2,299,144
36			Statement of Activities Net Result	12,906,524	15,184,895	13,030,907	124,383
37		FC_B20 Designated Op	A_B4000 Tuition & Educational Fees	-	-	-	-
38			A_B4100 Sales of Goods & Services	-	-	-	-
39			A_B4300 Grants & Contracts	-	-	-	-
40			A_43501 Federal Appropriations	-	-	-	-
41			A_B4400 Other Operating Revenue	-	-	-	-
42			A_B5000 Non Operating Revenues	-	-	-	-
43	A_B5100 Appropriations		-	-	-	-	
44	A_B5300 Gifts		-	-	-	-	
45	A_B5500 Investment Income		-	-	-	-	
46	A_B5600 Other Non Operating Revenues		-	-	-	-	
47			Total_Revenue Revenue	-	-	-	-
48			A_B6000 Salaries, Wages & Benefits	-	-	-	-
49			A_B6200 Services & Fees	-	-	-	-
50			A_B6300 Travel	-	-	-	-
51			A_B6400 Supplies	-	-	-	-
52			A_B6450 Utilities	-	-	-	-
53			A_B6500 Repairs & Maintenance	-	-	-	-
54			A_B6550 Rentals & Leases	-	-	-	-
55			A_B6575 Interest Expense	-	-	-	-
56			A_B6600 Claims & Judgements	-	-	-	-
57		A_B6650 Other Expense	-	-	-	-	
58		A_B6700 Subcontracts	-	-	-	-	
59		A_B6900 Depreciation & Amortization	-	-	-	-	
60		A_B7000 Capital Expense	-	-	-	-	
61		A_B7200 Discontinued Operations	-	-	-	-	
62		A_B7500 Other Non Operating Expenses	-	-	-	-	
63		A_B7600 Internal Allocations & Sales	-	-	-	-	
64		A_B7700 Funding Tranfers	-	-	-	-	
65		Total_Expenses Expenses	-	-	-	-	
66		Statement of Activities Net Result	-	-	-	-	


	A	B	C	D	E	F
1						
2	O_B9000: Intercollegiate Athletics Division					
3	Board of Trustees Report					
4	O_B9000: Intercollegiate Athletics Division					
5				FY18	FY19	
6	Fund Class - Source	Summary Level Natural Accounts	Budget	Actual through March	Budget	Variance FY18 Budget to FY19 Budget
67		A_B4000 Tuition & Educational Fees	-	206,429	679,391	679,391
68		A_B4100 Sales of Goods & Services	-	-	-	-
69		A_B4300 Grants & Contracts	-	-	-	-
70		A_43501 Federal Appropriations	-	-	-	-
71		A_B4400 Other Operating Revenue	-	-	-	-
72		A_B5000 Non Operating Revenues	-	-	-	-
73		A_B5100 Appropriations	-	-	-	-
74		A_B5300 Gifts	-	(71,028)	(1,609,499)	(1,609,499)
75		A_B5500 Investment Income	-	-	-	-
76		A_B5600 Other Non Operating Revenues	-	-	-	-
77		Total_Revenue Revenue	-	135,401	(930,108)	(930,108)
78		A_B6000 Salaries, Wages & Benefits	-	572,548	847,847	847,847
79		A_B6200 Services & Fees	-	59,700	-	-
80		A_B6300 Travel	-	5,644	17,000	17,000
81	FC_B30 Restr Expendable Op	A_B6400 Supplies	-	-	-	-
82		A_B6450 Utilities	-	-	-	-
83		A_B6500 Repairs & Maintenance	-	-	250,000	250,000
84		A_B6550 Rentals & Leases	-	-	-	-
85		A_B6575 Interest Expense	-	-	-	-
86		A_B6600 Claims & Judgements	-	-	-	-
87		A_B6650 Other Expense	-	-	-	-
88		A_B6700 Subcontracts	-	-	-	-
89		A_B6900 Depreciation & Amortization	-	-	-	-
90		A_B7000 Capital Expense	-	-	-	-
91		A_B7200 Discontinued Operations	-	-	-	-
92		A_B7500 Other Non Operating Expenses	-	-	-	-
93		A_B7600 Internal Allocations & Sales	-	2,695	-	-
94		A_B7700 Funding Tranfers	-	-	(184,739)	(184,739)
95			Total_Expenses Expenses	-	640,587	930,108
96		Statement of Activities Net Result	-	775,988	-	-
97		A_B4000 Tuition & Educational Fees	-	-	-	-
98		A_B4100 Sales of Goods & Services	-	-	-	-
99		A_B4300 Grants & Contracts	-	-	-	-
100		A_43501 Federal Appropriations	-	-	-	-
101		A_B4400 Other Operating Revenue	-	-	-	-
102		A_B5000 Non Operating Revenues	-	-	-	-
103		A_B5100 Appropriations	-	-	-	-
104		A_B5300 Gifts	-	(24,090)	-	-
105		A_B5500 Investment Income	-	-	-	-
106		A_B5600 Other Non Operating Revenues	-	-	-	-
107		Total_Revenue Revenue	-	(24,090)	-	-
108		A_B6000 Salaries, Wages & Benefits	-	-	-	-
109		A_B6200 Services & Fees	-	6,000	-	-
110		A_B6300 Travel	-	-	-	-
111	FC_B35 Restr Expendable Non Op	A_B6400 Supplies	-	5,863	-	-
112		A_B6450 Utilities	-	-	-	-
113		A_B6500 Repairs & Maintenance	-	-	-	-
114		A_B6550 Rentals & Leases	-	-	-	-
115		A_B6575 Interest Expense	-	-	-	-
116		A_B6600 Claims & Judgements	-	-	-	-
117		A_B6650 Other Expense	-	-	-	-
118		A_B6700 Subcontracts	-	-	-	-
119		A_B6900 Depreciation & Amortization	-	-	-	-
120		A_B7000 Capital Expense	-	8,441	-	-
121		A_B7200 Discontinued Operations	-	-	-	-
122		A_B7500 Other Non Operating Expenses	-	-	-	-
123		A_B7600 Internal Allocations & Sales	-	244,868	-	-
124		A_B7700 Funding Tranfers	-	-	-	-
125			Total_Expenses Expenses	-	265,172	-
126		Statement of Activities Net Result	-	241,082	-	-


	A	B	C	D	E	F
1						
2	O_B9000: Intercollegiate Athletics Division					
3	Board of Trustees Report					
4	O_B9000: Intercollegiate Athletics Division					
5			FY18		FY19	
6	Fund Class - Source	Summary Level Natural Accounts	Budget	Actual through March	Budget	Variance FY18 Budget to FY19 Budget
127		A_B4000 Tuition & Educational Fees	-	-	-	-
128		A_B4100 Sales of Goods & Services	-	-	-	-
129		A_B4300 Grants & Contracts	-	-	-	-
130		A_43501 Federal Appropriations	-	-	-	-
131		A_B4400 Other Operating Revenue	-	-	-	-
132		A_B5000 Non Operating Revenues	-	-	-	-
133		A_B5100 Appropriations	-	-	-	-
134		A_B5300 Gifts	-	-	-	-
135		A_B5500 Investment Income	-	-	-	-
136		A_B5600 Other Non Operating Revenues	-	-	-	-
137		Total_Revenue Revenue	-	-	-	-
138		A_B6000 Salaries, Wages & Benefits	-	-	-	-
139		A_B6200 Services & Fees	-	-	-	-
140		A_B6300 Travel	-	-	-	-
141	FC_B40 Restr	A_B6400 Supplies	-	-	-	-
142	Grants	A_B6450 Utilities	-	-	-	-
143		A_B6500 Repairs & Maintenance	-	-	-	-
144		A_B6550 Rentals & Leases	-	-	-	-
145		A_B6575 Interest Expense	-	-	-	-
146		A_B6600 Claims & Judgements	-	-	-	-
147		A_B6650 Other Expense	-	-	-	-
148		A_B6700 Subcontracts	-	-	-	-
149		A_B6900 Depreciation & Amortization	-	-	-	-
150		A_B7000 Capital Expense	-	-	-	-
151		A_B7200 Discontinued Operations	-	-	-	-
152		A_B7500 Other Non Operating Expenses	-	-	-	-
153		A_B7600 Internal Allocations & Sales	-	-	-	-
154		A_B7700 Funding Tranfers	-	-	-	-
155		Total_Expenses Expenses	-	-	-	-
156		Statement of Activities Net Result	-	-	-	-
157		A_B4000 Tuition & Educational Fees	-	-	-	-
158		A_B4100 Sales of Goods & Services	-	-	-	-
159		A_B4300 Grants & Contracts	-	-	-	-
160		A_43501 Federal Appropriations	-	-	-	-
161		A_B4400 Other Operating Revenue	-	-	-	-
162		A_B5000 Non Operating Revenues	-	-	-	-
163		A_B5100 Appropriations	-	-	-	-
164		A_B5300 Gifts	-	-	-	-
165		A_B5500 Investment Income	-	-	-	-
166		A_B5600 Other Non Operating Revenues	-	-	-	-
167		Total_Revenue Revenue	-	-	-	-
168		A_B6000 Salaries, Wages & Benefits	-	-	-	-
169		A_B6200 Services & Fees	-	-	-	-
170		A_B6300 Travel	-	-	-	-
171	FC_B45 Restr	A_B6400 Supplies	-	-	-	-
172	Govt Funds	A_B6450 Utilities	-	-	-	-
173		A_B6500 Repairs & Maintenance	-	-	-	-
174		A_B6550 Rentals & Leases	-	-	-	-
175		A_B6575 Interest Expense	-	-	-	-
176		A_B6600 Claims & Judgements	-	-	-	-
177		A_B6650 Other Expense	-	-	-	-
178		A_B6700 Subcontracts	-	-	-	-
179		A_B6900 Depreciation & Amortization	-	-	-	-
180		A_B7000 Capital Expense	-	-	-	-
181		A_B7200 Discontinued Operations	-	-	-	-
182		A_B7500 Other Non Operating Expenses	-	-	-	-
183		A_B7600 Internal Allocations & Sales	-	-	-	-
184		A_B7700 Funding Tranfers	-	-	-	-
185		Total_Expenses Expenses	-	-	-	-
186		Statement of Activities Net Result	-	-	-	-


	A	B	C	D	E	F	
1							
2	O_90001: Intercollegiate Athletics Directors Office						
3	Board of Trustees Report						
4	O_90001: Intercollegiate Athletics Directors Office						
5			FY18		FY19		
6	Fund Class - Source	Summary Level Natural Accounts	Budget	Actual through March	Budget	Variance FY18 Budget to FY19 Budget	
7	FC_105 Unrestricted Operating Class	A_B4000 Tuition & Educational Fees	(2,042,000)	(2,086,873)	(2,222,000)	(180,000)	
8		A_B4100 Sales of Goods & Services	-	-	-	-	
9		A_B4300 Grants & Contracts	-	-	-	-	
10		A_43501 Federal Appropriations	-	-	-	-	
11		A_B4400 Other Operating Revenue	-	(384)	-	-	
12		A_B5000 Non Operating Revenues	-	-	-	-	
13		A_B5100 Appropriations	-	-	(1,000,000)	(1,000,000)	
14		A_B5300 Gifts	-	-	-	-	
15		A_B5500 Investment Income	-	-	-	-	
16		A_B5600 Other Non Operating Revenues	-	-	-	-	
17			Total_Revenue Revenue	(2,042,000)	(2,087,257)	(3,222,000)	(1,180,000)
18			A_B6000 Salaries, Wages & Benefits	1,389,805	937,414	1,331,482	(58,323)
19			A_B6200 Services & Fees	204,250	216,995	104,750	(99,500)
20			A_B6300 Travel	95,000	91,509	100,000	5,000
21			A_B6400 Supplies	38,050	27,057	38,050	-
22			A_B6450 Utilities	-	5,921	-	-
23			A_B6500 Repairs & Maintenance	-	-	-	-
24			A_B6550 Rentals & Leases	-	-	-	-
25			A_B6575 Interest Expense	-	-	-	-
26			A_B6600 Claims & Judgements	-	-	-	-
27			A_B6650 Other Expense	551,500	490,071	546,500	(5,000)
28			A_B6700 Subcontracts	-	-	-	-
29			A_B6900 Depreciation & Amortization	-	-	-	-
30			A_B7000 Capital Expense	-	-	-	-
31			A_B7200 Discontinued Operations	-	-	-	-
32			A_B7500 Other Non Operating Expenses	-	-	-	-
33			A_B7600 Internal Allocations & Sales	-	10,951	14,500	14,500
34			A_B7700 Funding Tranfers	-	-	1,000,000	1,000,000
35			Total_Expenses Expenses	2,278,605	1,779,918	3,135,282	856,677
36			Statement of Activities Net Result	236,605	(307,339)	(86,718)	(323,323)
37		FC_B20 Designated Op	A_B4000 Tuition & Educational Fees	-	-	-	-
38			A_B4100 Sales of Goods & Services	-	-	-	-
39			A_B4300 Grants & Contracts	-	-	-	-
40			A_43501 Federal Appropriations	-	-	-	-
41			A_B4400 Other Operating Revenue	-	-	-	-
42			A_B5000 Non Operating Revenues	-	-	-	-
43	A_B5100 Appropriations		-	-	-	-	
44	A_B5300 Gifts		-	-	-	-	
45	A_B5500 Investment Income		-	-	-	-	
46	A_B5600 Other Non Operating Revenues		-	-	-	-	
47			Total_Revenue Revenue	-	-	-	-
48			A_B6000 Salaries, Wages & Benefits	-	-	-	-
49			A_B6200 Services & Fees	-	-	-	-
50			A_B6300 Travel	-	-	-	-
51			A_B6400 Supplies	-	-	-	-
52			A_B6450 Utilities	-	-	-	-
53			A_B6500 Repairs & Maintenance	-	-	-	-
54			A_B6550 Rentals & Leases	-	-	-	-
55			A_B6575 Interest Expense	-	-	-	-
56			A_B6600 Claims & Judgements	-	-	-	-
57			A_B6650 Other Expense	-	-	-	-
58			A_B6700 Subcontracts	-	-	-	-
59			A_B6900 Depreciation & Amortization	-	-	-	-
60			A_B7000 Capital Expense	-	-	-	-
61			A_B7200 Discontinued Operations	-	-	-	-
62			A_B7500 Other Non Operating Expenses	-	-	-	-
63			A_B7600 Internal Allocations & Sales	-	-	-	-
64			A_B7700 Funding Tranfers	-	-	-	-
65			Total_Expenses Expenses	-	-	-	-
66			Statement of Activities Net Result	-	-	-	-


	A	B	C	D	E	F
1						
2	O_90001: Intercollegiate Athletics Directors Office					
3	Board of Trustees Report					
4	O_90001: Intercollegiate Athletics Directors Office					
5				FY18	FY19	
6	Fund Class - Source	Summary Level Natural Accounts	Budget	Actual through March	Budget	Variance FY18 Budget to FY19 Budget
67		A_B4000 Tuition & Educational Fees	-	139,233	483,212	483,212
68		A_B4100 Sales of Goods & Services	-	-	-	-
69		A_B4300 Grants & Contracts	-	-	-	-
70		A_43501 Federal Appropriations	-	-	-	-
71		A_B4400 Other Operating Revenue	-	-	-	-
72		A_B5000 Non Operating Revenues	-	-	-	-
73		A_B5100 Appropriations	-	-	-	-
74		A_B5300 Gifts	-	(51,100)	(500,212)	(500,212)
75		A_B5500 Investment Income	-	-	-	-
76		A_B5600 Other Non Operating Revenues	-	-	-	-
77		Total_Revenue Revenue	-	88,133	(17,000)	(17,000)
78		A_B6000 Salaries, Wages & Benefits	-	-	-	-
79		A_B6200 Services & Fees	-	51,200	-	-
80		A_B6300 Travel	-	-	17,000	17,000
81	FC_B30 Restr Expendable Op	A_B6400 Supplies	-	-	-	-
82		A_B6450 Utilities	-	-	-	-
83		A_B6500 Repairs & Maintenance	-	-	-	-
84		A_B6550 Rentals & Leases	-	-	-	-
85		A_B6575 Interest Expense	-	-	-	-
86		A_B6600 Claims & Judgements	-	-	-	-
87		A_B6650 Other Expense	-	-	-	-
88		A_B6700 Subcontracts	-	-	-	-
89		A_B6900 Depreciation & Amortization	-	-	-	-
90		A_B7000 Capital Expense	-	-	-	-
91		A_B7200 Discontinued Operations	-	-	-	-
92		A_B7500 Other Non Operating Expenses	-	-	-	-
93		A_B7600 Internal Allocations & Sales	-	-	-	-
94		A_B7700 Funding Tranfers	-	-	-	-
95		Total_Expenses Expenses	-	51,200	17,000	17,000
96		Statement of Activities Net Result	-	139,333	-	-
97		A_B4000 Tuition & Educational Fees	-	-	-	-
98		A_B4100 Sales of Goods & Services	-	-	-	-
99		A_B4300 Grants & Contracts	-	-	-	-
100		A_43501 Federal Appropriations	-	-	-	-
101		A_B4400 Other Operating Revenue	-	-	-	-
102		A_B5000 Non Operating Revenues	-	-	-	-
103		A_B5100 Appropriations	-	-	-	-
104		A_B5300 Gifts	-	-	-	-
105		A_B5500 Investment Income	-	-	-	-
106		A_B5600 Other Non Operating Revenues	-	-	-	-
107		Total_Revenue Revenue	-	-	-	-
108		A_B6000 Salaries, Wages & Benefits	-	-	-	-
109		A_B6200 Services & Fees	-	-	-	-
110		A_B6300 Travel	-	-	-	-
111	FC_B35 Restr Expendable Non Op	A_B6400 Supplies	-	-	-	-
112		A_B6450 Utilities	-	-	-	-
113		A_B6500 Repairs & Maintenance	-	-	-	-
114		A_B6550 Rentals & Leases	-	-	-	-
115		A_B6575 Interest Expense	-	-	-	-
116		A_B6600 Claims & Judgements	-	-	-	-
117		A_B6650 Other Expense	-	-	-	-
118		A_B6700 Subcontracts	-	-	-	-
119		A_B6900 Depreciation & Amortization	-	-	-	-
120		A_B7000 Capital Expense	-	-	-	-
121		A_B7200 Discontinued Operations	-	-	-	-
122		A_B7500 Other Non Operating Expenses	-	-	-	-
123		A_B7600 Internal Allocations & Sales	-	-	-	-
124		A_B7700 Funding Tranfers	-	-	-	-
125		Total_Expenses Expenses	-	-	-	-
126		Statement of Activities Net Result	-	-	-	-

	A	B	C	D	E	F
1						
2	O_90001: Intercollegiate Athletics Directors Office					
3	Board of Trustees Report					
4	O_90001: Intercollegiate Athletics Directors Office					
5			FY18		FY19	
6	Fund Class - Source	Summary Level Natural Accounts	Budget	Actual through March	Budget	Variance FY18 Budget to FY19 Budget
127		A_B4000 Tuition & Educational Fees	-	-	-	-
128		A_B4100 Sales of Goods & Services	-	-	-	-
129		A_B4300 Grants & Contracts	-	-	-	-
130		A_43501 Federal Appropriations	-	-	-	-
131		A_B4400 Other Operating Revenue	-	-	-	-
132		A_B5000 Non Operating Revenues	-	-	-	-
133		A_B5100 Appropriations	-	-	-	-
134		A_B5300 Gifts	-	-	-	-
135		A_B5500 Investment Income	-	-	-	-
136		A_B5600 Other Non Operating Revenues	-	-	-	-
137		Total_Revenue Revenue	-	-	-	-
138		A_B6000 Salaries, Wages & Benefits	-	-	-	-
139		A_B6200 Services & Fees	-	-	-	-
140		A_B6300 Travel	-	-	-	-
141	FC_B40 Restr	A_B6400 Supplies	-	-	-	-
142	Grants	A_B6450 Utilities	-	-	-	-
143		A_B6500 Repairs & Maintenance	-	-	-	-
144		A_B6550 Rentals & Leases	-	-	-	-
145		A_B6575 Interest Expense	-	-	-	-
146		A_B6600 Claims & Judgements	-	-	-	-
147		A_B6650 Other Expense	-	-	-	-
148		A_B6700 Subcontracts	-	-	-	-
149		A_B6900 Depreciation & Amortization	-	-	-	-
150		A_B7000 Capital Expense	-	-	-	-
151		A_B7200 Discontinued Operations	-	-	-	-
152		A_B7500 Other Non Operating Expenses	-	-	-	-
153		A_B7600 Internal Allocations & Sales	-	-	-	-
154		A_B7700 Funding Tranfers	-	-	-	-
155		Total_Expenses Expenses	-	-	-	-
156		Statement of Activities Net Result	-	-	-	-
157		A_B4000 Tuition & Educational Fees	-	-	-	-
158		A_B4100 Sales of Goods & Services	-	-	-	-
159		A_B4300 Grants & Contracts	-	-	-	-
160		A_43501 Federal Appropriations	-	-	-	-
161		A_B4400 Other Operating Revenue	-	-	-	-
162		A_B5000 Non Operating Revenues	-	-	-	-
163		A_B5100 Appropriations	-	-	-	-
164		A_B5300 Gifts	-	-	-	-
165		A_B5500 Investment Income	-	-	-	-
166		A_B5600 Other Non Operating Revenues	-	-	-	-
167		Total_Revenue Revenue	-	-	-	-
168		A_B6000 Salaries, Wages & Benefits	-	-	-	-
169		A_B6200 Services & Fees	-	-	-	-
170		A_B6300 Travel	-	-	-	-
171	FC_B45 Restr	A_B6400 Supplies	-	-	-	-
172	Govt Funds	A_B6450 Utilities	-	-	-	-
173		A_B6500 Repairs & Maintenance	-	-	-	-
174		A_B6550 Rentals & Leases	-	-	-	-
175		A_B6575 Interest Expense	-	-	-	-
176		A_B6600 Claims & Judgements	-	-	-	-
177		A_B6650 Other Expense	-	-	-	-
178		A_B6700 Subcontracts	-	-	-	-
179		A_B6900 Depreciation & Amortization	-	-	-	-
180		A_B7000 Capital Expense	-	-	-	-
181		A_B7200 Discontinued Operations	-	-	-	-
182		A_B7500 Other Non Operating Expenses	-	-	-	-
183		A_B7600 Internal Allocations & Sales	-	-	-	-
184		A_B7700 Funding Tranfers	-	-	-	-
185		Total_Expenses Expenses	-	-	-	-
186		Statement of Activities Net Result	-	-	-	-

	A	B	C	D	E	F	
1							
2	O_90002: Athletics Business Office						
3	Board of Trustees Report						
4	O_90002: Athletics Business Office						
5			FY18		FY19		
6	Fund Class - Source	Summary Level Natural Accounts	Budget	Actual through March	Budget	Variance FY18 Budget to FY19 Budget	
7	FC_105 Unrestricted Operating Class	A_B4000 Tuition & Educational Fees	5,337,313	489,246	(3,450)	(5,340,763)	
8		A_B4100 Sales of Goods & Services	(9,524,162)	(5,395,977)	(8,639,858)	884,304	
9		A_B4300 Grants & Contracts	-	-	-	-	
10		A_43501 Federal Appropriations	-	-	-	-	
11		A_B4400 Other Operating Revenue	(204,000)	(723,016)	(225,000)	(21,000)	
12		A_B5000 Non Operating Revenues	-	-	-	-	
13		A_B5100 Appropriations	(4,000,000)	-	(4,000,000)	-	
14		A_B5300 Gifts	-	-	-	-	
15		A_B5500 Investment Income	(200,000)	-	-	200,000	
16		A_B5600 Other Non Operating Revenues	-	-	-	-	
17			Total Revenue Revenue	(8,590,849)	(5,629,747)	(12,868,308)	(4,277,459)
18			A_B6000 Salaries, Wages & Benefits	500,302	431,037	501,068	766
19			A_B6200 Services & Fees	27,400	34,869	24,000	(3,400)
20			A_B6300 Travel	500	196,413	500	-
21			A_B6400 Supplies	37,650	23,428	335,275	297,625
22			A_B6450 Utilities	-	-	-	-
23			A_B6500 Repairs & Maintenance	271,095	39,810	-	(271,095)
24			A_B6550 Rentals & Leases	-	-	-	-
25			A_B6575 Interest Expense	-	-	-	-
26			A_B6600 Claims & Judgements	-	-	-	-
27			A_B6650 Other Expense	298,250	1,011	625	(297,625)
28			A_B6700 Subcontracts	-	-	-	-
29			A_B6900 Depreciation & Amortization	-	-	-	-
30			A_B7000 Capital Expense	-	-	-	-
31			A_B7200 Discontinued Operations	-	-	-	-
32			A_B7500 Other Non Operating Expenses	450,000	-	700,000	250,000
33			A_B7600 Internal Allocations & Sales	-	(309,709)	75,400	75,400
34			A_B7700 Funding Tranfers	(2,200,600)	(1,380,400)	(3,048,853)	(848,253)
35			Total Expenses Expenses	(615,403)	(963,541)	(1,411,985)	(796,582)
36			Statement of Activities Net Result	(9,206,252)	(6,593,288)	(14,280,293)	(5,074,041)
37		FC_B20 Designated Op	A_B4000 Tuition & Educational Fees	-	-	-	-
38			A_B4100 Sales of Goods & Services	-	-	-	-
39			A_B4300 Grants & Contracts	-	-	-	-
40			A_43501 Federal Appropriations	-	-	-	-
41			A_B4400 Other Operating Revenue	-	-	-	-
42			A_B5000 Non Operating Revenues	-	-	-	-
43	A_B5100 Appropriations		-	-	-	-	
44	A_B5300 Gifts		-	-	-	-	
45	A_B5500 Investment Income		-	-	-	-	
46	A_B5600 Other Non Operating Revenues		-	-	-	-	
47			Total Revenue Revenue	-	-	-	-
48			A_B6000 Salaries, Wages & Benefits	-	-	-	-
49			A_B6200 Services & Fees	-	-	-	-
50			A_B6300 Travel	-	-	-	-
51			A_B6400 Supplies	-	-	-	-
52			A_B6450 Utilities	-	-	-	-
53			A_B6500 Repairs & Maintenance	-	-	-	-
54			A_B6550 Rentals & Leases	-	-	-	-
55			A_B6575 Interest Expense	-	-	-	-
56			A_B6600 Claims & Judgements	-	-	-	-
57			A_B6650 Other Expense	-	-	-	-
58			A_B6700 Subcontracts	-	-	-	-
59			A_B6900 Depreciation & Amortization	-	-	-	-
60			A_B7000 Capital Expense	-	-	-	-
61			A_B7200 Discontinued Operations	-	-	-	-
62			A_B7500 Other Non Operating Expenses	-	-	-	-
63			A_B7600 Internal Allocations & Sales	-	-	-	-
64			A_B7700 Funding Tranfers	-	-	-	-
65			Total Expenses Expenses	-	-	-	-
66			Statement of Activities Net Result	-	-	-	-


	A	B	C	D	E	F
1						
2	O_90002: Athletics Business Office					
3	Board of Trustees Report					
4	O_90002: Athletics Business Office					
5				FY18	FY19	
6	Fund Class - Source	Summary Level Natural Accounts	Budget	Actual through March	Budget	Variance FY18 Budget to FY19 Budget
67		A_B4000 Tuition & Educational Fees	-	4,200	-	-
68		A_B4100 Sales of Goods & Services	-	-	-	-
69		A_B4300 Grants & Contracts	-	-	-	-
70		A_43501 Federal Appropriations	-	-	-	-
71		A_B4400 Other Operating Revenue	-	-	-	-
72		A_B5000 Non Operating Revenues	-	-	-	-
73		A_B5100 Appropriations	-	-	-	-
74		A_B5300 Gifts	-	(14,144)	(771,425)	(771,425)
75		A_B5500 Investment Income	-	-	-	-
76		A_B5600 Other Non Operating Revenues	-	-	-	-
77		Total Revenue Revenue	-	(9,944)	(771,425)	(771,425)
78		A_B6000 Salaries, Wages & Benefits	-	-	-	-
79		A_B6200 Services & Fees	-	8,500	-	-
80		A_B6300 Travel	-	5,644	-	-
81	FC_B30 Restr Expendable Op	A_B6400 Supplies	-	-	-	-
82		A_B6450 Utilities	-	-	-	-
83		A_B6500 Repairs & Maintenance	-	-	250,000	250,000
84		A_B6550 Rentals & Leases	-	-	-	-
85		A_B6575 Interest Expense	-	-	-	-
86		A_B6600 Claims & Judgements	-	-	-	-
87		A_B6650 Other Expense	-	-	-	-
88		A_B6700 Subcontracts	-	-	-	-
89		A_B6900 Depreciation & Amortization	-	-	-	-
90		A_B7000 Capital Expense	-	-	-	-
91		A_B7200 Discontinued Operations	-	-	-	-
92		A_B7500 Other Non Operating Expenses	-	-	-	-
93		A_B7600 Internal Allocations & Sales	-	-	-	-
94		A_B7700 Funding Tranfers	-	-	521,425	521,425
95			Total Expenses Expenses	-	14,144	771,425
96		Statement of Activities Net Result	-	4,200	-	-
97		A_B4000 Tuition & Educational Fees	-	-	-	-
98		A_B4100 Sales of Goods & Services	-	-	-	-
99		A_B4300 Grants & Contracts	-	-	-	-
100		A_43501 Federal Appropriations	-	-	-	-
101		A_B4400 Other Operating Revenue	-	-	-	-
102		A_B5000 Non Operating Revenues	-	-	-	-
103		A_B5100 Appropriations	-	-	-	-
104		A_B5300 Gifts	-	(24,090)	-	-
105		A_B5500 Investment Income	-	-	-	-
106		A_B5600 Other Non Operating Revenues	-	-	-	-
107		Total Revenue Revenue	-	(24,090)	-	-
108		A_B6000 Salaries, Wages & Benefits	-	-	-	-
109		A_B6200 Services & Fees	-	6,000	-	-
110		A_B6300 Travel	-	-	-	-
111	FC_B35 Restr Expendable Non Op	A_B6400 Supplies	-	5,863	-	-
112		A_B6450 Utilities	-	-	-	-
113		A_B6500 Repairs & Maintenance	-	-	-	-
114		A_B6550 Rentals & Leases	-	-	-	-
115		A_B6575 Interest Expense	-	-	-	-
116		A_B6600 Claims & Judgements	-	-	-	-
117		A_B6650 Other Expense	-	-	-	-
118		A_B6700 Subcontracts	-	-	-	-
119		A_B6900 Depreciation & Amortization	-	-	-	-
120		A_B7000 Capital Expense	-	8,441	-	-
121		A_B7200 Discontinued Operations	-	-	-	-
122		A_B7500 Other Non Operating Expenses	-	-	-	-
123		A_B7600 Internal Allocations & Sales	-	244,868	-	-
124		A_B7700 Funding Tranfers	-	-	-	-
125			Total Expenses Expenses	-	265,172	-
126		Statement of Activities Net Result	-	241,082	-	-

	A	B	C	D	E	F
1						
2	O_90002: Athletics Business Office					
3	Board of Trustees Report					
4	O_90002: Athletics Business Office					
5			FY18		FY19	
6	Fund Class - Source	Summary Level Natural Accounts	Budget	Actual through March	Budget	Variance FY18 Budget to FY19 Budget
127		A_B4000 Tuition & Educational Fees	-	-	-	-
128		A_B4100 Sales of Goods & Services	-	-	-	-
129		A_B4300 Grants & Contracts	-	-	-	-
130		A_43501 Federal Appropriations	-	-	-	-
131		A_B4400 Other Operating Revenue	-	-	-	-
132		A_B5000 Non Operating Revenues	-	-	-	-
133		A_B5100 Appropriations	-	-	-	-
134		A_B5300 Gifts	-	-	-	-
135		A_B5500 Investment Income	-	-	-	-
136		A_B5600 Other Non Operating Revenues	-	-	-	-
137		Total_Revenue Revenue	-	-	-	-
138		A_B6000 Salaries, Wages & Benefits	-	-	-	-
139		A_B6200 Services & Fees	-	-	-	-
140		A_B6300 Travel	-	-	-	-
141	FC_B40 Restr	A_B6400 Supplies	-	-	-	-
142	Grants	A_B6450 Utilities	-	-	-	-
143		A_B6500 Repairs & Maintenance	-	-	-	-
144		A_B6550 Rentals & Leases	-	-	-	-
145		A_B6575 Interest Expense	-	-	-	-
146		A_B6600 Claims & Judgements	-	-	-	-
147		A_B6650 Other Expense	-	-	-	-
148		A_B6700 Subcontracts	-	-	-	-
149		A_B6900 Depreciation & Amortization	-	-	-	-
150		A_B7000 Capital Expense	-	-	-	-
151		A_B7200 Discontinued Operations	-	-	-	-
152		A_B7500 Other Non Operating Expenses	-	-	-	-
153		A_B7600 Internal Allocations & Sales	-	-	-	-
154		A_B7700 Funding Tranfers	-	-	-	-
155		Total_Expenses Expenses	-	-	-	-
156		Statement of Activities Net Result	-	-	-	-
157		A_B4000 Tuition & Educational Fees	-	-	-	-
158		A_B4100 Sales of Goods & Services	-	-	-	-
159		A_B4300 Grants & Contracts	-	-	-	-
160		A_43501 Federal Appropriations	-	-	-	-
161		A_B4400 Other Operating Revenue	-	-	-	-
162		A_B5000 Non Operating Revenues	-	-	-	-
163		A_B5100 Appropriations	-	-	-	-
164		A_B5300 Gifts	-	-	-	-
165		A_B5500 Investment Income	-	-	-	-
166		A_B5600 Other Non Operating Revenues	-	-	-	-
167		Total_Revenue Revenue	-	-	-	-
168		A_B6000 Salaries, Wages & Benefits	-	-	-	-
169		A_B6200 Services & Fees	-	-	-	-
170		A_B6300 Travel	-	-	-	-
171	FC_B45 Restr	A_B6400 Supplies	-	-	-	-
172	Govt Funds	A_B6450 Utilities	-	-	-	-
173		A_B6500 Repairs & Maintenance	-	-	-	-
174		A_B6550 Rentals & Leases	-	-	-	-
175		A_B6575 Interest Expense	-	-	-	-
176		A_B6600 Claims & Judgements	-	-	-	-
177		A_B6650 Other Expense	-	-	-	-
178		A_B6700 Subcontracts	-	-	-	-
179		A_B6900 Depreciation & Amortization	-	-	-	-
180		A_B7000 Capital Expense	-	-	-	-
181		A_B7200 Discontinued Operations	-	-	-	-
182		A_B7500 Other Non Operating Expenses	-	-	-	-
183		A_B7600 Internal Allocations & Sales	-	-	-	-
184		A_B7700 Funding Tranfers	-	-	-	-
185		Total_Expenses Expenses	-	-	-	-
186		Statement of Activities Net Result	-	-	-	-

	A	B	C	D	E	F	
1							
2	O_90003: Concessions						
3	Board of Trustees Report						
4	O_90003: Concessions						
5			FY18		FY19		
6	Fund Class - Source	Summary Level Natural Accounts	Budget	Actual through March	Budget	Variance FY18 Budget to FY19 Budget	
7	FC_105 Unrestricted Operating Class	A_B4000 Tuition & Educational Fees	-	-	-	-	
8		A_B4100 Sales of Goods & Services	(1,001,281)	(555,986)	(601,200)	400,081	
9		A_B4300 Grants & Contracts	-	-	-	-	
10		A_43501 Federal Appropriations	-	-	-	-	
11		A_B4400 Other Operating Revenue	-	(3,321)	(65,000)	(65,000)	
12		A_B5000 Non Operating Revenues	-	-	-	-	
13		A_B5100 Appropriations	-	-	-	-	
14		A_B5300 Gifts	-	-	-	-	
15		A_B5500 Investment Income	-	-	-	-	
16		A_B5600 Other Non Operating Revenues	-	-	-	-	
17			Total_Revenue Revenue	(1,001,281)	(559,307)	(666,200)	335,081
18			A_B6000 Salaries, Wages & Benefits	212,454	177,891	221,881	9,427
19			A_B6200 Services & Fees	63,900	30,015	48,900	(15,000)
20			A_B6300 Travel	-	-	-	-
21			A_B6400 Supplies	389,028	243,099	210,250	(178,778)
22			A_B6450 Utilities	-	216	-	-
23			A_B6500 Repairs & Maintenance	7,700	1,653	6,000	(1,700)
24			A_B6550 Rentals & Leases	5,000	-	5,000	-
25			A_B6575 Interest Expense	-	-	-	-
26			A_B6600 Claims & Judgements	-	-	-	-
27			A_B6650 Other Expense	42,323	4,222	15,323	(27,000)
28			A_B6700 Subcontracts	-	-	-	-
29			A_B6900 Depreciation & Amortization	-	-	-	-
30			A_B7000 Capital Expense	-	-	-	-
31			A_B7200 Discontinued Operations	-	-	-	-
32			A_B7500 Other Non Operating Expenses	-	-	-	-
33			A_B7600 Internal Allocations & Sales	-	66,394	33,000	33,000
34			A_B7700 Funding Tranfers	-	-	-	-
35			Total_Expenses Expenses	720,405	523,490	540,354	(180,051)
36			Statement of Activities Net Result	(280,876)	(35,817)	(125,846)	155,030
37		FC_B20 Designated Op	A_B4000 Tuition & Educational Fees	-	-	-	-
38			A_B4100 Sales of Goods & Services	-	-	-	-
39			A_B4300 Grants & Contracts	-	-	-	-
40			A_43501 Federal Appropriations	-	-	-	-
41			A_B4400 Other Operating Revenue	-	-	-	-
42			A_B5000 Non Operating Revenues	-	-	-	-
43	A_B5100 Appropriations		-	-	-	-	
44	A_B5300 Gifts		-	-	-	-	
45	A_B5500 Investment Income		-	-	-	-	
46	A_B5600 Other Non Operating Revenues		-	-	-	-	
47			Total_Revenue Revenue	-	-	-	-
48			A_B6000 Salaries, Wages & Benefits	-	-	-	-
49			A_B6200 Services & Fees	-	-	-	-
50			A_B6300 Travel	-	-	-	-
51			A_B6400 Supplies	-	-	-	-
52			A_B6450 Utilities	-	-	-	-
53			A_B6500 Repairs & Maintenance	-	-	-	-
54			A_B6550 Rentals & Leases	-	-	-	-
55			A_B6575 Interest Expense	-	-	-	-
56			A_B6600 Claims & Judgements	-	-	-	-
57			A_B6650 Other Expense	-	-	-	-
58			A_B6700 Subcontracts	-	-	-	-
59			A_B6900 Depreciation & Amortization	-	-	-	-
60			A_B7000 Capital Expense	-	-	-	-
61			A_B7200 Discontinued Operations	-	-	-	-
62			A_B7500 Other Non Operating Expenses	-	-	-	-
63			A_B7600 Internal Allocations & Sales	-	-	-	-
64			A_B7700 Funding Tranfers	-	-	-	-
65			Total_Expenses Expenses	-	-	-	-
66			Statement of Activities Net Result	-	-	-	-


	A	B	C	D	E	F
1						
2	O_90003: Concessions					
3	Board of Trustees Report					
4	O_90003: Concessions					
5			FY18		FY19	
6	Fund Class - Source	Summary Level Natural Accounts	Budget	Actual through March	Budget	Variance FY18 Budget to FY19 Budget
67		A_B4000 Tuition & Educational Fees	-	-	-	-
68		A_B4100 Sales of Goods & Services	-	-	-	-
69		A_B4300 Grants & Contracts	-	-	-	-
70		A_43501 Federal Appropriations	-	-	-	-
71		A_B4400 Other Operating Revenue	-	-	-	-
72		A_B5000 Non Operating Revenues	-	-	-	-
73		A_B5100 Appropriations	-	-	-	-
74		A_B5300 Gifts	-	-	-	-
75		A_B5500 Investment Income	-	-	-	-
76		A_B5600 Other Non Operating Revenues	-	-	-	-
77		Total_Revenue Revenue	-	-	-	-
78		A_B6000 Salaries, Wages & Benefits	-	-	-	-
79		A_B6200 Services & Fees	-	-	-	-
80		A_B6300 Travel	-	-	-	-
81	FC_B30 Restr	A_B6400 Supplies	-	-	-	-
82	Expendable Op	A_B6450 Utilities	-	-	-	-
83		A_B6500 Repairs & Maintenance	-	-	-	-
84		A_B6550 Rentals & Leases	-	-	-	-
85		A_B6575 Interest Expense	-	-	-	-
86		A_B6600 Claims & Judgements	-	-	-	-
87		A_B6650 Other Expense	-	-	-	-
88		A_B6700 Subcontracts	-	-	-	-
89		A_B6900 Depreciation & Amortization	-	-	-	-
90		A_B7000 Capital Expense	-	-	-	-
91		A_B7200 Discontinued Operations	-	-	-	-
92		A_B7500 Other Non Operating Expenses	-	-	-	-
93		A_B7600 Internal Allocations & Sales	-	-	-	-
94		A_B7700 Funding Tranfers	-	-	-	-
95		Total_Expenses Expenses	-	-	-	-
96		Statement of Activities Net Result	-	-	-	-
97		A_B4000 Tuition & Educational Fees	-	-	-	-
98		A_B4100 Sales of Goods & Services	-	-	-	-
99		A_B4300 Grants & Contracts	-	-	-	-
100		A_43501 Federal Appropriations	-	-	-	-
101		A_B4400 Other Operating Revenue	-	-	-	-
102		A_B5000 Non Operating Revenues	-	-	-	-
103		A_B5100 Appropriations	-	-	-	-
104		A_B5300 Gifts	-	-	-	-
105		A_B5500 Investment Income	-	-	-	-
106		A_B5600 Other Non Operating Revenues	-	-	-	-
107		Total_Revenue Revenue	-	-	-	-
108		A_B6000 Salaries, Wages & Benefits	-	-	-	-
109		A_B6200 Services & Fees	-	-	-	-
110		A_B6300 Travel	-	-	-	-
111	FC_B35 Restr	A_B6400 Supplies	-	-	-	-
112	Expendable Non Op	A_B6450 Utilities	-	-	-	-
113		A_B6500 Repairs & Maintenance	-	-	-	-
114		A_B6550 Rentals & Leases	-	-	-	-
115		A_B6575 Interest Expense	-	-	-	-
116		A_B6600 Claims & Judgements	-	-	-	-
117		A_B6650 Other Expense	-	-	-	-
118		A_B6700 Subcontracts	-	-	-	-
119		A_B6900 Depreciation & Amortization	-	-	-	-
120		A_B7000 Capital Expense	-	-	-	-
121		A_B7200 Discontinued Operations	-	-	-	-
122		A_B7500 Other Non Operating Expenses	-	-	-	-
123		A_B7600 Internal Allocations & Sales	-	-	-	-
124		A_B7700 Funding Tranfers	-	-	-	-
125		Total_Expenses Expenses	-	-	-	-
126		Statement of Activities Net Result	-	-	-	-

	A	B	C	D	E	F
1						
2	O_90003: Concessions					
3	Board of Trustees Report					
4	O_90003: Concessions					
5			FY18		FY19	
6	Fund Class - Source	Summary Level Natural Accounts	Budget	Actual through March	Budget	Variance FY18 Budget to FY19 Budget
127		A_B4000 Tuition & Educational Fees	-	-	-	-
128		A_B4100 Sales of Goods & Services	-	-	-	-
129		A_B4300 Grants & Contracts	-	-	-	-
130		A_43501 Federal Appropriations	-	-	-	-
131		A_B4400 Other Operating Revenue	-	-	-	-
132		A_B5000 Non Operating Revenues	-	-	-	-
133		A_B5100 Appropriations	-	-	-	-
134		A_B5300 Gifts	-	-	-	-
135		A_B5500 Investment Income	-	-	-	-
136		A_B5600 Other Non Operating Revenues	-	-	-	-
137		Total_Revenue Revenue	-	-	-	-
138		A_B6000 Salaries, Wages & Benefits	-	-	-	-
139		A_B6200 Services & Fees	-	-	-	-
140		A_B6300 Travel	-	-	-	-
141	FC_B40 Restr	A_B6400 Supplies	-	-	-	-
142	Grants	A_B6450 Utilities	-	-	-	-
143		A_B6500 Repairs & Maintenance	-	-	-	-
144		A_B6550 Rentals & Leases	-	-	-	-
145		A_B6575 Interest Expense	-	-	-	-
146		A_B6600 Claims & Judgements	-	-	-	-
147		A_B6650 Other Expense	-	-	-	-
148		A_B6700 Subcontracts	-	-	-	-
149		A_B6900 Depreciation & Amortization	-	-	-	-
150		A_B7000 Capital Expense	-	-	-	-
151		A_B7200 Discontinued Operations	-	-	-	-
152		A_B7500 Other Non Operating Expenses	-	-	-	-
153		A_B7600 Internal Allocations & Sales	-	-	-	-
154		A_B7700 Funding Tranfers	-	-	-	-
155		Total_Expenses Expenses	-	-	-	-
156		Statement of Activities Net Result	-	-	-	-
157		A_B4000 Tuition & Educational Fees	-	-	-	-
158		A_B4100 Sales of Goods & Services	-	-	-	-
159		A_B4300 Grants & Contracts	-	-	-	-
160		A_43501 Federal Appropriations	-	-	-	-
161		A_B4400 Other Operating Revenue	-	-	-	-
162		A_B5000 Non Operating Revenues	-	-	-	-
163		A_B5100 Appropriations	-	-	-	-
164		A_B5300 Gifts	-	-	-	-
165		A_B5500 Investment Income	-	-	-	-
166		A_B5600 Other Non Operating Revenues	-	-	-	-
167		Total_Revenue Revenue	-	-	-	-
168		A_B6000 Salaries, Wages & Benefits	-	-	-	-
169		A_B6200 Services & Fees	-	-	-	-
170		A_B6300 Travel	-	-	-	-
171	FC_B45 Restr	A_B6400 Supplies	-	-	-	-
172	Govt Funds	A_B6450 Utilities	-	-	-	-
173		A_B6500 Repairs & Maintenance	-	-	-	-
174		A_B6550 Rentals & Leases	-	-	-	-
175		A_B6575 Interest Expense	-	-	-	-
176		A_B6600 Claims & Judgements	-	-	-	-
177		A_B6650 Other Expense	-	-	-	-
178		A_B6700 Subcontracts	-	-	-	-
179		A_B6900 Depreciation & Amortization	-	-	-	-
180		A_B7000 Capital Expense	-	-	-	-
181		A_B7200 Discontinued Operations	-	-	-	-
182		A_B7500 Other Non Operating Expenses	-	-	-	-
183		A_B7600 Internal Allocations & Sales	-	-	-	-
184		A_B7700 Funding Tranfers	-	-	-	-
185		Total_Expenses Expenses	-	-	-	-
186		Statement of Activities Net Result	-	-	-	-


	A	B	C	D	E	F	
1							
2	O_90004: Ticket Office						
3	Board of Trustees Report						
4	O_90004: Ticket Office						
5			FY18		FY19		
6	Fund Class - Source	Summary Level Natural Accounts	Budget	Actual through March	Budget	Variance FY18 Budget to FY19 Budget	
7	FC_105 Unrestricted Operating Class	A_B4000 Tuition & Educational Fees	5,866	-	-	(5,866)	
8		A_B4100 Sales of Goods & Services	(253,000)	(1,961)	(3,000)	250,000	
9		A_B4300 Grants & Contracts	-	-	-	-	
10		A_43501 Federal Appropriations	-	-	-	-	
11		A_B4400 Other Operating Revenue	-	(232,052)	(250,000)	(250,000)	
12		A_B5000 Non Operating Revenues	-	-	-	-	
13		A_B5100 Appropriations	-	-	-	-	
14		A_B5300 Gifts	-	-	-	-	
15		A_B5500 Investment Income	-	-	-	-	
16		A_B5600 Other Non Operating Revenues	-	-	-	-	
17			Total_Revenue Revenue	(247,134)	(234,013)	(253,000)	(5,866)
18			A_B6000 Salaries, Wages & Benefits	182,247	159,137	323,102	140,855
19			A_B6200 Services & Fees	320,000	269,046	280,000	(40,000)
20			A_B6300 Travel	1,250	45	1,250	-
21			A_B6400 Supplies	21,650	9,069	13,150	(8,500)
22			A_B6450 Utilities	-	-	-	-
23			A_B6500 Repairs & Maintenance	500	305	500	-
24			A_B6550 Rentals & Leases	-	-	-	-
25			A_B6575 Interest Expense	-	-	-	-
26			A_B6600 Claims & Judgements	-	-	-	-
27			A_B6650 Other Expense	45,000	98,850	46,500	1,500
28			A_B6700 Subcontracts	-	-	-	-
29			A_B6900 Depreciation & Amortization	-	-	-	-
30			A_B7000 Capital Expense	-	-	-	-
31			A_B7200 Discontinued Operations	-	-	-	-
32			A_B7500 Other Non Operating Expenses	-	-	-	-
33			A_B7600 Internal Allocations & Sales	-	22,445	6,200	6,200
34			A_B7700 Funding Tranfers	-	-	-	-
35			Total_Expenses Expenses	570,647	558,898	670,702	100,055
36			Statement of Activities Net Result	323,513	324,885	417,702	94,189
37		FC_B20 Designated Op	A_B4000 Tuition & Educational Fees	-	-	-	-
38			A_B4100 Sales of Goods & Services	-	-	-	-
39			A_B4300 Grants & Contracts	-	-	-	-
40			A_43501 Federal Appropriations	-	-	-	-
41			A_B4400 Other Operating Revenue	-	-	-	-
42			A_B5000 Non Operating Revenues	-	-	-	-
43	A_B5100 Appropriations		-	-	-	-	
44	A_B5300 Gifts		-	-	-	-	
45	A_B5500 Investment Income		-	-	-	-	
46	A_B5600 Other Non Operating Revenues		-	-	-	-	
47			Total_Revenue Revenue	-	-	-	-
48			A_B6000 Salaries, Wages & Benefits	-	-	-	-
49			A_B6200 Services & Fees	-	-	-	-
50			A_B6300 Travel	-	-	-	-
51			A_B6400 Supplies	-	-	-	-
52			A_B6450 Utilities	-	-	-	-
53			A_B6500 Repairs & Maintenance	-	-	-	-
54			A_B6550 Rentals & Leases	-	-	-	-
55			A_B6575 Interest Expense	-	-	-	-
56			A_B6600 Claims & Judgements	-	-	-	-
57			A_B6650 Other Expense	-	-	-	-
58			A_B6700 Subcontracts	-	-	-	-
59			A_B6900 Depreciation & Amortization	-	-	-	-
60			A_B7000 Capital Expense	-	-	-	-
61			A_B7200 Discontinued Operations	-	-	-	-
62			A_B7500 Other Non Operating Expenses	-	-	-	-
63			A_B7600 Internal Allocations & Sales	-	-	-	-
64			A_B7700 Funding Tranfers	-	-	-	-
65			Total_Expenses Expenses	-	-	-	-
66			Statement of Activities Net Result	-	-	-	-


	A	B	C	D	E	F
1						
2	O_90004: Ticket Office					
3	Board of Trustees Report					
4	O_90004: Ticket Office					
5			FY18		FY19	
6	Fund Class - Source	Summary Level Natural Accounts	Budget	Actual through March	Budget	Variance FY18 Budget to FY19 Budget
67		A_B4000 Tuition & Educational Fees	-	-	-	-
68		A_B4100 Sales of Goods & Services	-	-	-	-
69		A_B4300 Grants & Contracts	-	-	-	-
70		A_43501 Federal Appropriations	-	-	-	-
71		A_B4400 Other Operating Revenue	-	-	-	-
72		A_B5000 Non Operating Revenues	-	-	-	-
73		A_B5100 Appropriations	-	-	-	-
74		A_B5300 Gifts	-	-	-	-
75		A_B5500 Investment Income	-	-	-	-
76		A_B5600 Other Non Operating Revenues	-	-	-	-
77		Total_Revenue Revenue	-	-	-	-
78		A_B6000 Salaries, Wages & Benefits	-	-	-	-
79		A_B6200 Services & Fees	-	-	-	-
80		A_B6300 Travel	-	-	-	-
81	FC_B30 Restr	A_B6400 Supplies	-	-	-	-
82	Expendable Op	A_B6450 Utilities	-	-	-	-
83		A_B6500 Repairs & Maintenance	-	-	-	-
84		A_B6550 Rentals & Leases	-	-	-	-
85		A_B6575 Interest Expense	-	-	-	-
86		A_B6600 Claims & Judgements	-	-	-	-
87		A_B6650 Other Expense	-	-	-	-
88		A_B6700 Subcontracts	-	-	-	-
89		A_B6900 Depreciation & Amortization	-	-	-	-
90		A_B7000 Capital Expense	-	-	-	-
91		A_B7200 Discontinued Operations	-	-	-	-
92		A_B7500 Other Non Operating Expenses	-	-	-	-
93		A_B7600 Internal Allocations & Sales	-	-	-	-
94		A_B7700 Funding Tranfers	-	-	-	-
95		Total_Expenses Expenses	-	-	-	-
96		Statement of Activities Net Result	-	-	-	-
97		A_B4000 Tuition & Educational Fees	-	-	-	-
98		A_B4100 Sales of Goods & Services	-	-	-	-
99		A_B4300 Grants & Contracts	-	-	-	-
100		A_43501 Federal Appropriations	-	-	-	-
101		A_B4400 Other Operating Revenue	-	-	-	-
102		A_B5000 Non Operating Revenues	-	-	-	-
103		A_B5100 Appropriations	-	-	-	-
104		A_B5300 Gifts	-	-	-	-
105		A_B5500 Investment Income	-	-	-	-
106		A_B5600 Other Non Operating Revenues	-	-	-	-
107		Total_Revenue Revenue	-	-	-	-
108		A_B6000 Salaries, Wages & Benefits	-	-	-	-
109		A_B6200 Services & Fees	-	-	-	-
110		A_B6300 Travel	-	-	-	-
111	FC_B35 Restr	A_B6400 Supplies	-	-	-	-
112	Expendable Non Op	A_B6450 Utilities	-	-	-	-
113		A_B6500 Repairs & Maintenance	-	-	-	-
114		A_B6550 Rentals & Leases	-	-	-	-
115		A_B6575 Interest Expense	-	-	-	-
116		A_B6600 Claims & Judgements	-	-	-	-
117		A_B6650 Other Expense	-	-	-	-
118		A_B6700 Subcontracts	-	-	-	-
119		A_B6900 Depreciation & Amortization	-	-	-	-
120		A_B7000 Capital Expense	-	-	-	-
121		A_B7200 Discontinued Operations	-	-	-	-
122		A_B7500 Other Non Operating Expenses	-	-	-	-
123		A_B7600 Internal Allocations & Sales	-	-	-	-
124		A_B7700 Funding Tranfers	-	-	-	-
125		Total_Expenses Expenses	-	-	-	-
126		Statement of Activities Net Result	-	-	-	-

	A	B	C	D	E	F
1						
2	O_90004: Ticket Office					
3	Board of Trustees Report					
4	O_90004: Ticket Office					
5			FY18		FY19	
6	Fund Class - Source	Summary Level Natural Accounts	Budget	Actual through March	Budget	Variance FY18 Budget to FY19 Budget
127		A_B4000 Tuition & Educational Fees	-	-	-	-
128		A_B4100 Sales of Goods & Services	-	-	-	-
129		A_B4300 Grants & Contracts	-	-	-	-
130		A_43501 Federal Appropriations	-	-	-	-
131		A_B4400 Other Operating Revenue	-	-	-	-
132		A_B5000 Non Operating Revenues	-	-	-	-
133		A_B5100 Appropriations	-	-	-	-
134		A_B5300 Gifts	-	-	-	-
135		A_B5500 Investment Income	-	-	-	-
136		A_B5600 Other Non Operating Revenues	-	-	-	-
137		Total_Revenue Revenue	-	-	-	-
138		A_B6000 Salaries, Wages & Benefits	-	-	-	-
139		A_B6200 Services & Fees	-	-	-	-
140		A_B6300 Travel	-	-	-	-
141	FC_B40 Restr	A_B6400 Supplies	-	-	-	-
142	Grants	A_B6450 Utilities	-	-	-	-
143		A_B6500 Repairs & Maintenance	-	-	-	-
144		A_B6550 Rentals & Leases	-	-	-	-
145		A_B6575 Interest Expense	-	-	-	-
146		A_B6600 Claims & Judgements	-	-	-	-
147		A_B6650 Other Expense	-	-	-	-
148		A_B6700 Subcontracts	-	-	-	-
149		A_B6900 Depreciation & Amortization	-	-	-	-
150		A_B7000 Capital Expense	-	-	-	-
151		A_B7200 Discontinued Operations	-	-	-	-
152		A_B7500 Other Non Operating Expenses	-	-	-	-
153		A_B7600 Internal Allocations & Sales	-	-	-	-
154		A_B7700 Funding Tranfers	-	-	-	-
155		Total_Expenses Expenses	-	-	-	-
156		Statement of Activities Net Result	-	-	-	-
157		A_B4000 Tuition & Educational Fees	-	-	-	-
158		A_B4100 Sales of Goods & Services	-	-	-	-
159		A_B4300 Grants & Contracts	-	-	-	-
160		A_43501 Federal Appropriations	-	-	-	-
161		A_B4400 Other Operating Revenue	-	-	-	-
162		A_B5000 Non Operating Revenues	-	-	-	-
163		A_B5100 Appropriations	-	-	-	-
164		A_B5300 Gifts	-	-	-	-
165		A_B5500 Investment Income	-	-	-	-
166		A_B5600 Other Non Operating Revenues	-	-	-	-
167		Total_Revenue Revenue	-	-	-	-
168		A_B6000 Salaries, Wages & Benefits	-	-	-	-
169		A_B6200 Services & Fees	-	-	-	-
170		A_B6300 Travel	-	-	-	-
171	FC_B45 Restr	A_B6400 Supplies	-	-	-	-
172	Govt Funds	A_B6450 Utilities	-	-	-	-
173		A_B6500 Repairs & Maintenance	-	-	-	-
174		A_B6550 Rentals & Leases	-	-	-	-
175		A_B6575 Interest Expense	-	-	-	-
176		A_B6600 Claims & Judgements	-	-	-	-
177		A_B6650 Other Expense	-	-	-	-
178		A_B6700 Subcontracts	-	-	-	-
179		A_B6900 Depreciation & Amortization	-	-	-	-
180		A_B7000 Capital Expense	-	-	-	-
181		A_B7200 Discontinued Operations	-	-	-	-
182		A_B7500 Other Non Operating Expenses	-	-	-	-
183		A_B7600 Internal Allocations & Sales	-	-	-	-
184		A_B7700 Funding Tranfers	-	-	-	-
185		Total_Expenses Expenses	-	-	-	-
186		Statement of Activities Net Result	-	-	-	-


	A	B	C	D	E	F	
1							
2	O_90005: Parking						
3	Board of Trustees Report						
4	O_90005: Parking						
5			FY18		FY19		
6	Fund Class - Source	Summary Level Natural Accounts	Budget	Actual through March	Budget	Variance FY18 Budget to FY19 Budget	
7	FC_105 Unrestricted Operating Class	A_B4000 Tuition & Educational Fees	-	-	-	-	
8		A_B4100 Sales of Goods & Services	-	(9,165)	-	-	
9		A_B4300 Grants & Contracts	-	-	-	-	
10		A_43501 Federal Appropriations	-	-	-	-	
11		A_B4400 Other Operating Revenue	-	-	-	-	
12		A_B5000 Non Operating Revenues	-	-	-	-	
13		A_B5100 Appropriations	-	-	-	-	
14		A_B5300 Gifts	-	-	-	-	
15		A_B5500 Investment Income	-	-	-	-	
16		A_B5600 Other Non Operating Revenues	-	-	-	-	
17			Total Revenue Revenue	-	(9,165)	-	-
18			A_B6000 Salaries, Wages & Benefits	-	-	-	-
19			A_B6200 Services & Fees	-	-	-	-
20			A_B6300 Travel	-	-	-	-
21			A_B6400 Supplies	-	-	-	-
22			A_B6450 Utilities	-	-	-	-
23			A_B6500 Repairs & Maintenance	-	-	-	-
24			A_B6550 Rentals & Leases	-	-	-	-
25			A_B6575 Interest Expense	-	-	-	-
26			A_B6600 Claims & Judgements	-	-	-	-
27			A_B6650 Other Expense	-	-	-	-
28			A_B6700 Subcontracts	-	-	-	-
29			A_B6900 Depreciation & Amortization	-	-	-	-
30			A_B7000 Capital Expense	-	-	-	-
31			A_B7200 Discontinued Operations	-	-	-	-
32			A_B7500 Other Non Operating Expenses	-	-	-	-
33			A_B7600 Internal Allocations & Sales	-	-	-	-
34			A_B7700 Funding Tranfers	-	-	-	-
35			Total Expenses Expenses	-	-	-	-
36			Statement of Activities Net Result	-	(9,165)	-	-
37		FC_B20 Designated Op	A_B4000 Tuition & Educational Fees	-	-	-	-
38			A_B4100 Sales of Goods & Services	-	-	-	-
39			A_B4300 Grants & Contracts	-	-	-	-
40			A_43501 Federal Appropriations	-	-	-	-
41			A_B4400 Other Operating Revenue	-	-	-	-
42			A_B5000 Non Operating Revenues	-	-	-	-
43	A_B5100 Appropriations		-	-	-	-	
44	A_B5300 Gifts		-	-	-	-	
45	A_B5500 Investment Income		-	-	-	-	
46	A_B5600 Other Non Operating Revenues		-	-	-	-	
47			Total Revenue Revenue	-	-	-	-
48			A_B6000 Salaries, Wages & Benefits	-	-	-	-
49			A_B6200 Services & Fees	-	-	-	-
50			A_B6300 Travel	-	-	-	-
51			A_B6400 Supplies	-	-	-	-
52			A_B6450 Utilities	-	-	-	-
53			A_B6500 Repairs & Maintenance	-	-	-	-
54			A_B6550 Rentals & Leases	-	-	-	-
55			A_B6575 Interest Expense	-	-	-	-
56			A_B6600 Claims & Judgements	-	-	-	-
57			A_B6650 Other Expense	-	-	-	-
58			A_B6700 Subcontracts	-	-	-	-
59			A_B6900 Depreciation & Amortization	-	-	-	-
60			A_B7000 Capital Expense	-	-	-	-
61			A_B7200 Discontinued Operations	-	-	-	-
62			A_B7500 Other Non Operating Expenses	-	-	-	-
63			A_B7600 Internal Allocations & Sales	-	-	-	-
64			A_B7700 Funding Tranfers	-	-	-	-
65			Total Expenses Expenses	-	-	-	-
66			Statement of Activities Net Result	-	-	-	-


	A	B	C	D	E	F
1						
2	O_90005: Parking					
3	Board of Trustees Report					
4	O_90005: Parking					
5			FY18		FY19	
6	Fund Class - Source	Summary Level Natural Accounts	Budget	Actual through March	Budget	Variance FY18 Budget to FY19 Budget
67		A_B4000 Tuition & Educational Fees	-	-	-	-
68		A_B4100 Sales of Goods & Services	-	-	-	-
69		A_B4300 Grants & Contracts	-	-	-	-
70		A_43501 Federal Appropriations	-	-	-	-
71		A_B4400 Other Operating Revenue	-	-	-	-
72		A_B5000 Non Operating Revenues	-	-	-	-
73		A_B5100 Appropriations	-	-	-	-
74		A_B5300 Gifts	-	-	-	-
75		A_B5500 Investment Income	-	-	-	-
76		A_B5600 Other Non Operating Revenues	-	-	-	-
77		Total_Revenue Revenue	-	-	-	-
78		A_B6000 Salaries, Wages & Benefits	-	-	-	-
79		A_B6200 Services & Fees	-	-	-	-
80		A_B6300 Travel	-	-	-	-
81	FC_B30 Restr	A_B6400 Supplies	-	-	-	-
82	Expendable Op	A_B6450 Utilities	-	-	-	-
83		A_B6500 Repairs & Maintenance	-	-	-	-
84		A_B6550 Rentals & Leases	-	-	-	-
85		A_B6575 Interest Expense	-	-	-	-
86		A_B6600 Claims & Judgements	-	-	-	-
87		A_B6650 Other Expense	-	-	-	-
88		A_B6700 Subcontracts	-	-	-	-
89		A_B6900 Depreciation & Amortization	-	-	-	-
90		A_B7000 Capital Expense	-	-	-	-
91		A_B7200 Discontinued Operations	-	-	-	-
92		A_B7500 Other Non Operating Expenses	-	-	-	-
93		A_B7600 Internal Allocations & Sales	-	-	-	-
94		A_B7700 Funding Tranfers	-	-	-	-
95		Total_Expenses Expenses	-	-	-	-
96		Statement of Activities Net Result	-	-	-	-
97		A_B4000 Tuition & Educational Fees	-	-	-	-
98		A_B4100 Sales of Goods & Services	-	-	-	-
99		A_B4300 Grants & Contracts	-	-	-	-
100		A_43501 Federal Appropriations	-	-	-	-
101		A_B4400 Other Operating Revenue	-	-	-	-
102		A_B5000 Non Operating Revenues	-	-	-	-
103		A_B5100 Appropriations	-	-	-	-
104		A_B5300 Gifts	-	-	-	-
105		A_B5500 Investment Income	-	-	-	-
106		A_B5600 Other Non Operating Revenues	-	-	-	-
107		Total_Revenue Revenue	-	-	-	-
108		A_B6000 Salaries, Wages & Benefits	-	-	-	-
109		A_B6200 Services & Fees	-	-	-	-
110		A_B6300 Travel	-	-	-	-
111	FC_B35 Restr	A_B6400 Supplies	-	-	-	-
112	Expendable Non Op	A_B6450 Utilities	-	-	-	-
113		A_B6500 Repairs & Maintenance	-	-	-	-
114		A_B6550 Rentals & Leases	-	-	-	-
115		A_B6575 Interest Expense	-	-	-	-
116		A_B6600 Claims & Judgements	-	-	-	-
117		A_B6650 Other Expense	-	-	-	-
118		A_B6700 Subcontracts	-	-	-	-
119		A_B6900 Depreciation & Amortization	-	-	-	-
120		A_B7000 Capital Expense	-	-	-	-
121		A_B7200 Discontinued Operations	-	-	-	-
122		A_B7500 Other Non Operating Expenses	-	-	-	-
123		A_B7600 Internal Allocations & Sales	-	-	-	-
124		A_B7700 Funding Tranfers	-	-	-	-
125		Total_Expenses Expenses	-	-	-	-
126		Statement of Activities Net Result	-	-	-	-

	A	B	C	D	E	F
1						
2	O_90005: Parking					
3	Board of Trustees Report					
4	O_90005: Parking					
5			FY18		FY19	
6	Fund Class - Source	Summary Level Natural Accounts	Budget	Actual through March	Budget	Variance FY18 Budget to FY19 Budget
127		A_B4000 Tuition & Educational Fees	-	-	-	-
128		A_B4100 Sales of Goods & Services	-	-	-	-
129		A_B4300 Grants & Contracts	-	-	-	-
130		A_43501 Federal Appropriations	-	-	-	-
131		A_B4400 Other Operating Revenue	-	-	-	-
132		A_B5000 Non Operating Revenues	-	-	-	-
133		A_B5100 Appropriations	-	-	-	-
134		A_B5300 Gifts	-	-	-	-
135		A_B5500 Investment Income	-	-	-	-
136		A_B5600 Other Non Operating Revenues	-	-	-	-
137		Total_Revenue Revenue	-	-	-	-
138		A_B6000 Salaries, Wages & Benefits	-	-	-	-
139		A_B6200 Services & Fees	-	-	-	-
140		A_B6300 Travel	-	-	-	-
141	FC_B40 Restr	A_B6400 Supplies	-	-	-	-
142	Grants	A_B6450 Utilities	-	-	-	-
143		A_B6500 Repairs & Maintenance	-	-	-	-
144		A_B6550 Rentals & Leases	-	-	-	-
145		A_B6575 Interest Expense	-	-	-	-
146		A_B6600 Claims & Judgements	-	-	-	-
147		A_B6650 Other Expense	-	-	-	-
148		A_B6700 Subcontracts	-	-	-	-
149		A_B6900 Depreciation & Amortization	-	-	-	-
150		A_B7000 Capital Expense	-	-	-	-
151		A_B7200 Discontinued Operations	-	-	-	-
152		A_B7500 Other Non Operating Expenses	-	-	-	-
153		A_B7600 Internal Allocations & Sales	-	-	-	-
154		A_B7700 Funding Tranfers	-	-	-	-
155		Total_Expenses Expenses	-	-	-	-
156		Statement of Activities Net Result	-	-	-	-
157		A_B4000 Tuition & Educational Fees	-	-	-	-
158		A_B4100 Sales of Goods & Services	-	-	-	-
159		A_B4300 Grants & Contracts	-	-	-	-
160		A_43501 Federal Appropriations	-	-	-	-
161		A_B4400 Other Operating Revenue	-	-	-	-
162		A_B5000 Non Operating Revenues	-	-	-	-
163		A_B5100 Appropriations	-	-	-	-
164		A_B5300 Gifts	-	-	-	-
165		A_B5500 Investment Income	-	-	-	-
166		A_B5600 Other Non Operating Revenues	-	-	-	-
167		Total_Revenue Revenue	-	-	-	-
168		A_B6000 Salaries, Wages & Benefits	-	-	-	-
169		A_B6200 Services & Fees	-	-	-	-
170		A_B6300 Travel	-	-	-	-
171	FC_B45 Restr	A_B6400 Supplies	-	-	-	-
172	Govt Funds	A_B6450 Utilities	-	-	-	-
173		A_B6500 Repairs & Maintenance	-	-	-	-
174		A_B6550 Rentals & Leases	-	-	-	-
175		A_B6575 Interest Expense	-	-	-	-
176		A_B6600 Claims & Judgements	-	-	-	-
177		A_B6650 Other Expense	-	-	-	-
178		A_B6700 Subcontracts	-	-	-	-
179		A_B6900 Depreciation & Amortization	-	-	-	-
180		A_B7000 Capital Expense	-	-	-	-
181		A_B7200 Discontinued Operations	-	-	-	-
182		A_B7500 Other Non Operating Expenses	-	-	-	-
183		A_B7600 Internal Allocations & Sales	-	-	-	-
184		A_B7700 Funding Tranfers	-	-	-	-
185		Total_Expenses Expenses	-	-	-	-
186		Statement of Activities Net Result	-	-	-	-


	A	B	C	D	E	F	
1							
2	O_90006: Compliance						
3	Board of Trustees Report						
4	O_90006: Compliance						
5			FY18		FY19		
6	Fund Class - Source	Summary Level Natural Accounts	Budget	Actual through March	Budget	Variance FY18 Budget to FY19 Budget	
7	FC_105 Unrestricted Operating Class	A_B4000 Tuition & Educational Fees	-	-	-	-	
8		A_B4100 Sales of Goods & Services	-	-	-	-	
9		A_B4300 Grants & Contracts	-	-	-	-	
10		A_43501 Federal Appropriations	-	-	-	-	
11		A_B4400 Other Operating Revenue	-	-	-	-	
12		A_B5000 Non Operating Revenues	-	-	-	-	
13		A_B5100 Appropriations	-	-	-	-	
14		A_B5300 Gifts	-	-	-	-	
15		A_B5500 Investment Income	-	-	-	-	
16		A_B5600 Other Non Operating Revenues	-	-	-	-	
17			Total_Revenue Revenue	-	-	-	-
18			A_B6000 Salaries, Wages & Benefits	188,114	163,192	226,392	38,279
19			A_B6200 Services & Fees	215	-	-	(215)
20			A_B6300 Travel	1,000	930	1,000	-
21			A_B6400 Supplies	18,125	17,240	18,125	-
22			A_B6450 Utilities	-	-	-	-
23			A_B6500 Repairs & Maintenance	-	-	-	-
24			A_B6550 Rentals & Leases	-	-	-	-
25			A_B6575 Interest Expense	-	-	-	-
26			A_B6600 Claims & Judgements	-	-	-	-
27			A_B6650 Other Expense	400	2,565	400	-
28			A_B6700 Subcontracts	-	-	-	-
29			A_B6900 Depreciation & Amortization	-	-	-	-
30			A_B7000 Capital Expense	-	-	-	-
31			A_B7200 Discontinued Operations	-	-	-	-
32			A_B7500 Other Non Operating Expenses	-	-	-	-
33			A_B7600 Internal Allocations & Sales	-	496	215	215
34			A_B7700 Funding Tranfers	-	-	-	-
35			Total_Expenses Expenses	207,854	184,423	246,132	38,279
36			Statement of Activities Net Result	207,854	184,423	246,132	38,279
37		FC_B20 Designated Op	A_B4000 Tuition & Educational Fees	-	-	-	-
38			A_B4100 Sales of Goods & Services	-	-	-	-
39			A_B4300 Grants & Contracts	-	-	-	-
40			A_43501 Federal Appropriations	-	-	-	-
41			A_B4400 Other Operating Revenue	-	-	-	-
42			A_B5000 Non Operating Revenues	-	-	-	-
43	A_B5100 Appropriations		-	-	-	-	
44	A_B5300 Gifts		-	-	-	-	
45	A_B5500 Investment Income		-	-	-	-	
46	A_B5600 Other Non Operating Revenues		-	-	-	-	
47			Total_Revenue Revenue	-	-	-	-
48			A_B6000 Salaries, Wages & Benefits	-	-	-	-
49			A_B6200 Services & Fees	-	-	-	-
50			A_B6300 Travel	-	-	-	-
51			A_B6400 Supplies	-	-	-	-
52			A_B6450 Utilities	-	-	-	-
53			A_B6500 Repairs & Maintenance	-	-	-	-
54			A_B6550 Rentals & Leases	-	-	-	-
55			A_B6575 Interest Expense	-	-	-	-
56			A_B6600 Claims & Judgements	-	-	-	-
57			A_B6650 Other Expense	-	-	-	-
58			A_B6700 Subcontracts	-	-	-	-
59			A_B6900 Depreciation & Amortization	-	-	-	-
60			A_B7000 Capital Expense	-	-	-	-
61			A_B7200 Discontinued Operations	-	-	-	-
62			A_B7500 Other Non Operating Expenses	-	-	-	-
63			A_B7600 Internal Allocations & Sales	-	-	-	-
64			A_B7700 Funding Tranfers	-	-	-	-
65			Total_Expenses Expenses	-	-	-	-
66			Statement of Activities Net Result	-	-	-	-


	A	B	C	D	E	F
1						
2	O_90006: Compliance					
3	Board of Trustees Report					
4	O_90006: Compliance					
5			FY18		FY19	
6	Fund Class - Source	Summary Level Natural Accounts	Budget	Actual through March	Budget	Variance FY18 Budget to FY19 Budget
67		A_B4000 Tuition & Educational Fees	-	-	-	-
68		A_B4100 Sales of Goods & Services	-	-	-	-
69		A_B4300 Grants & Contracts	-	-	-	-
70		A_43501 Federal Appropriations	-	-	-	-
71		A_B4400 Other Operating Revenue	-	-	-	-
72		A_B5000 Non Operating Revenues	-	-	-	-
73		A_B5100 Appropriations	-	-	-	-
74		A_B5300 Gifts	-	-	-	-
75		A_B5500 Investment Income	-	-	-	-
76		A_B5600 Other Non Operating Revenues	-	-	-	-
77		Total_Revenue Revenue	-	-	-	-
78		A_B6000 Salaries, Wages & Benefits	-	-	-	-
79		A_B6200 Services & Fees	-	-	-	-
80		A_B6300 Travel	-	-	-	-
81	FC_B30 Restr	A_B6400 Supplies	-	-	-	-
82	Expendable Op	A_B6450 Utilities	-	-	-	-
83		A_B6500 Repairs & Maintenance	-	-	-	-
84		A_B6550 Rentals & Leases	-	-	-	-
85		A_B6575 Interest Expense	-	-	-	-
86		A_B6600 Claims & Judgements	-	-	-	-
87		A_B6650 Other Expense	-	-	-	-
88		A_B6700 Subcontracts	-	-	-	-
89		A_B6900 Depreciation & Amortization	-	-	-	-
90		A_B7000 Capital Expense	-	-	-	-
91		A_B7200 Discontinued Operations	-	-	-	-
92		A_B7500 Other Non Operating Expenses	-	-	-	-
93		A_B7600 Internal Allocations & Sales	-	-	-	-
94		A_B7700 Funding Tranfers	-	-	-	-
95		Total_Expenses Expenses	-	-	-	-
96		Statement of Activities Net Result	-	-	-	-
97		A_B4000 Tuition & Educational Fees	-	-	-	-
98		A_B4100 Sales of Goods & Services	-	-	-	-
99		A_B4300 Grants & Contracts	-	-	-	-
100		A_43501 Federal Appropriations	-	-	-	-
101		A_B4400 Other Operating Revenue	-	-	-	-
102		A_B5000 Non Operating Revenues	-	-	-	-
103		A_B5100 Appropriations	-	-	-	-
104		A_B5300 Gifts	-	-	-	-
105		A_B5500 Investment Income	-	-	-	-
106		A_B5600 Other Non Operating Revenues	-	-	-	-
107		Total_Revenue Revenue	-	-	-	-
108		A_B6000 Salaries, Wages & Benefits	-	-	-	-
109		A_B6200 Services & Fees	-	-	-	-
110		A_B6300 Travel	-	-	-	-
111	FC_B35 Restr	A_B6400 Supplies	-	-	-	-
112	Expendable Non Op	A_B6450 Utilities	-	-	-	-
113		A_B6500 Repairs & Maintenance	-	-	-	-
114		A_B6550 Rentals & Leases	-	-	-	-
115		A_B6575 Interest Expense	-	-	-	-
116		A_B6600 Claims & Judgements	-	-	-	-
117		A_B6650 Other Expense	-	-	-	-
118		A_B6700 Subcontracts	-	-	-	-
119		A_B6900 Depreciation & Amortization	-	-	-	-
120		A_B7000 Capital Expense	-	-	-	-
121		A_B7200 Discontinued Operations	-	-	-	-
122		A_B7500 Other Non Operating Expenses	-	-	-	-
123		A_B7600 Internal Allocations & Sales	-	-	-	-
124		A_B7700 Funding Tranfers	-	-	-	-
125		Total_Expenses Expenses	-	-	-	-
126		Statement of Activities Net Result	-	-	-	-


	A	B	C	D	E	F
1						
2	O_90006: Compliance					
3	Board of Trustees Report					
4	O_90006: Compliance					
5			FY18		FY19	
6	Fund Class - Source	Summary Level Natural Accounts	Budget	Actual through March	Budget	Variance FY18 Budget to FY19 Budget
127		A_B4000 Tuition & Educational Fees	-	-	-	-
128		A_B4100 Sales of Goods & Services	-	-	-	-
129		A_B4300 Grants & Contracts	-	-	-	-
130		A_43501 Federal Appropriations	-	-	-	-
131		A_B4400 Other Operating Revenue	-	-	-	-
132		A_B5000 Non Operating Revenues	-	-	-	-
133		A_B5100 Appropriations	-	-	-	-
134		A_B5300 Gifts	-	-	-	-
135		A_B5500 Investment Income	-	-	-	-
136		A_B5600 Other Non Operating Revenues	-	-	-	-
137		Total_Revenue Revenue	-	-	-	-
138		A_B6000 Salaries, Wages & Benefits	-	-	-	-
139		A_B6200 Services & Fees	-	-	-	-
140		A_B6300 Travel	-	-	-	-
141	FC_B40 Restr	A_B6400 Supplies	-	-	-	-
142	Grants	A_B6450 Utilities	-	-	-	-
143		A_B6500 Repairs & Maintenance	-	-	-	-
144		A_B6550 Rentals & Leases	-	-	-	-
145		A_B6575 Interest Expense	-	-	-	-
146		A_B6600 Claims & Judgements	-	-	-	-
147		A_B6650 Other Expense	-	-	-	-
148		A_B6700 Subcontracts	-	-	-	-
149		A_B6900 Depreciation & Amortization	-	-	-	-
150		A_B7000 Capital Expense	-	-	-	-
151		A_B7200 Discontinued Operations	-	-	-	-
152		A_B7500 Other Non Operating Expenses	-	-	-	-
153		A_B7600 Internal Allocations & Sales	-	-	-	-
154		A_B7700 Funding Tranfers	-	-	-	-
155		Total_Expenses Expenses	-	-	-	-
156		Statement of Activities Net Result	-	-	-	-
157		A_B4000 Tuition & Educational Fees	-	-	-	-
158		A_B4100 Sales of Goods & Services	-	-	-	-
159		A_B4300 Grants & Contracts	-	-	-	-
160		A_43501 Federal Appropriations	-	-	-	-
161		A_B4400 Other Operating Revenue	-	-	-	-
162		A_B5000 Non Operating Revenues	-	-	-	-
163		A_B5100 Appropriations	-	-	-	-
164		A_B5300 Gifts	-	-	-	-
165		A_B5500 Investment Income	-	-	-	-
166		A_B5600 Other Non Operating Revenues	-	-	-	-
167		Total_Revenue Revenue	-	-	-	-
168		A_B6000 Salaries, Wages & Benefits	-	-	-	-
169		A_B6200 Services & Fees	-	-	-	-
170		A_B6300 Travel	-	-	-	-
171	FC_B45 Restr	A_B6400 Supplies	-	-	-	-
172	Govt Funds	A_B6450 Utilities	-	-	-	-
173		A_B6500 Repairs & Maintenance	-	-	-	-
174		A_B6550 Rentals & Leases	-	-	-	-
175		A_B6575 Interest Expense	-	-	-	-
176		A_B6600 Claims & Judgements	-	-	-	-
177		A_B6650 Other Expense	-	-	-	-
178		A_B6700 Subcontracts	-	-	-	-
179		A_B6900 Depreciation & Amortization	-	-	-	-
180		A_B7000 Capital Expense	-	-	-	-
181		A_B7200 Discontinued Operations	-	-	-	-
182		A_B7500 Other Non Operating Expenses	-	-	-	-
183		A_B7600 Internal Allocations & Sales	-	-	-	-
184		A_B7700 Funding Tranfers	-	-	-	-
185		Total_Expenses Expenses	-	-	-	-
186		Statement of Activities Net Result	-	-	-	-


	A	B	C	D	E	F	
1							
2	O_90007: Office of Academic Support Athletics						
3	Board of Trustees Report						
4	O_90007: Office of Academic Support Athletics						
5			FY18		FY19		
6	Fund Class - Source	Summary Level Natural Accounts	Budget	Actual through March	Budget	Variance FY18 Budget to FY19 Budget	
7	FC_105 Unrestricted Operating Class	A_B4000 Tuition & Educational Fees	959,486	238,725	274,229	(685,257)	
8		A_B4100 Sales of Goods & Services	(686,016)	-	-	686,016	
9		A_B4300 Grants & Contracts	-	-	-	-	
10		A_43501 Federal Appropriations	-	-	-	-	
11		A_B4400 Other Operating Revenue	-	(735,303)	-	-	
12		A_B5000 Non Operating Revenues	-	-	-	-	
13		A_B5100 Appropriations	-	-	-	-	
14		A_B5300 Gifts	-	-	-	-	
15		A_B5500 Investment Income	-	-	-	-	
16		A_B5600 Other Non Operating Revenues	-	-	-	-	
17			Total_Revenue Revenue	273,470	(496,578)	274,229	759
18			A_B6000 Salaries, Wages & Benefits	493,819	284,545	491,657	(2,162)
19			A_B6200 Services & Fees	3,750	6,796	20,800	17,050
20			A_B6300 Travel	3,000	3,485	3,000	-
21			A_B6400 Supplies	3,550	614	26,250	22,700
22			A_B6450 Utilities	-	-	-	-
23			A_B6500 Repairs & Maintenance	500	-	500	-
24			A_B6550 Rentals & Leases	-	25	-	-
25			A_B6575 Interest Expense	-	-	-	-
26			A_B6600 Claims & Judgements	-	-	-	-
27			A_B6650 Other Expense	34,250	6,794	1,250	(33,000)
28			A_B6700 Subcontracts	-	-	-	-
29			A_B6900 Depreciation & Amortization	-	-	-	-
30			A_B7000 Capital Expense	-	-	-	-
31			A_B7200 Discontinued Operations	-	-	-	-
32			A_B7500 Other Non Operating Expenses	-	-	-	-
33			A_B7600 Internal Allocations & Sales	-	194,096	4,140	4,140
34			A_B7700 Funding Tranfers	-	-	-	-
35			Total_Expenses Expenses	538,869	496,355	547,597	8,728
36			Statement of Activities Net Result	812,339	(223)	821,826	9,487
37		FC_B20 Designated Op	A_B4000 Tuition & Educational Fees	-	-	-	-
38			A_B4100 Sales of Goods & Services	-	-	-	-
39			A_B4300 Grants & Contracts	-	-	-	-
40			A_43501 Federal Appropriations	-	-	-	-
41			A_B4400 Other Operating Revenue	-	-	-	-
42			A_B5000 Non Operating Revenues	-	-	-	-
43	A_B5100 Appropriations		-	-	-	-	
44	A_B5300 Gifts		-	-	-	-	
45	A_B5500 Investment Income		-	-	-	-	
46	A_B5600 Other Non Operating Revenues		-	-	-	-	
47			Total_Revenue Revenue	-	-	-	-
48			A_B6000 Salaries, Wages & Benefits	-	-	-	-
49			A_B6200 Services & Fees	-	-	-	-
50			A_B6300 Travel	-	-	-	-
51			A_B6400 Supplies	-	-	-	-
52			A_B6450 Utilities	-	-	-	-
53			A_B6500 Repairs & Maintenance	-	-	-	-
54			A_B6550 Rentals & Leases	-	-	-	-
55			A_B6575 Interest Expense	-	-	-	-
56			A_B6600 Claims & Judgements	-	-	-	-
57			A_B6650 Other Expense	-	-	-	-
58			A_B6700 Subcontracts	-	-	-	-
59			A_B6900 Depreciation & Amortization	-	-	-	-
60			A_B7000 Capital Expense	-	-	-	-
61			A_B7200 Discontinued Operations	-	-	-	-
62			A_B7500 Other Non Operating Expenses	-	-	-	-
63			A_B7600 Internal Allocations & Sales	-	-	-	-
64			A_B7700 Funding Tranfers	-	-	-	-
65			Total_Expenses Expenses	-	-	-	-
66			Statement of Activities Net Result	-	-	-	-


	A	B	C	D	E	F
1						
2	O_90007: Office of Academic Support Athletics					
3	Board of Trustees Report					
4	O_90007: Office of Academic Support Athletics					
5			FY18		FY19	
6	Fund Class - Source	Summary Level Natural Accounts	Budget	Actual through March	Budget	Variance FY18 Budget to FY19 Budget
67		A_B4000 Tuition & Educational Fees	-	-	-	-
68		A_B4100 Sales of Goods & Services	-	-	-	-
69		A_B4300 Grants & Contracts	-	-	-	-
70		A_43501 Federal Appropriations	-	-	-	-
71		A_B4400 Other Operating Revenue	-	-	-	-
72		A_B5000 Non Operating Revenues	-	-	-	-
73		A_B5100 Appropriations	-	-	-	-
74		A_B5300 Gifts	-	-	-	-
75		A_B5500 Investment Income	-	-	-	-
76		A_B5600 Other Non Operating Revenues	-	-	-	-
77		Total_Revenue Revenue	-	-	-	-
78		A_B6000 Salaries, Wages & Benefits	-	-	-	-
79		A_B6200 Services & Fees	-	-	-	-
80		A_B6300 Travel	-	-	-	-
81	FC_B30 Restr	A_B6400 Supplies	-	-	-	-
82	Expendable Op	A_B6450 Utilities	-	-	-	-
83		A_B6500 Repairs & Maintenance	-	-	-	-
84		A_B6550 Rentals & Leases	-	-	-	-
85		A_B6575 Interest Expense	-	-	-	-
86		A_B6600 Claims & Judgements	-	-	-	-
87		A_B6650 Other Expense	-	-	-	-
88		A_B6700 Subcontracts	-	-	-	-
89		A_B6900 Depreciation & Amortization	-	-	-	-
90		A_B7000 Capital Expense	-	-	-	-
91		A_B7200 Discontinued Operations	-	-	-	-
92		A_B7500 Other Non Operating Expenses	-	-	-	-
93		A_B7600 Internal Allocations & Sales	-	-	-	-
94		A_B7700 Funding Tranfers	-	-	-	-
95		Total_Expenses Expenses	-	-	-	-
96		Statement of Activities Net Result	-	-	-	-
97		A_B4000 Tuition & Educational Fees	-	-	-	-
98		A_B4100 Sales of Goods & Services	-	-	-	-
99		A_B4300 Grants & Contracts	-	-	-	-
100		A_43501 Federal Appropriations	-	-	-	-
101		A_B4400 Other Operating Revenue	-	-	-	-
102		A_B5000 Non Operating Revenues	-	-	-	-
103		A_B5100 Appropriations	-	-	-	-
104		A_B5300 Gifts	-	-	-	-
105		A_B5500 Investment Income	-	-	-	-
106		A_B5600 Other Non Operating Revenues	-	-	-	-
107		Total_Revenue Revenue	-	-	-	-
108		A_B6000 Salaries, Wages & Benefits	-	-	-	-
109		A_B6200 Services & Fees	-	-	-	-
110		A_B6300 Travel	-	-	-	-
111	FC_B35 Restr	A_B6400 Supplies	-	-	-	-
112	Expendable Non Op	A_B6450 Utilities	-	-	-	-
113		A_B6500 Repairs & Maintenance	-	-	-	-
114		A_B6550 Rentals & Leases	-	-	-	-
115		A_B6575 Interest Expense	-	-	-	-
116		A_B6600 Claims & Judgements	-	-	-	-
117		A_B6650 Other Expense	-	-	-	-
118		A_B6700 Subcontracts	-	-	-	-
119		A_B6900 Depreciation & Amortization	-	-	-	-
120		A_B7000 Capital Expense	-	-	-	-
121		A_B7200 Discontinued Operations	-	-	-	-
122		A_B7500 Other Non Operating Expenses	-	-	-	-
123		A_B7600 Internal Allocations & Sales	-	-	-	-
124		A_B7700 Funding Tranfers	-	-	-	-
125		Total_Expenses Expenses	-	-	-	-
126		Statement of Activities Net Result	-	-	-	-

	A	B	C	D	E	F
1						
2	O_90007: Office of Academic Support Athletics					
3	Board of Trustees Report					
4	O_90007: Office of Academic Support Athletics					
5			FY18		FY19	
6	Fund Class - Source	Summary Level Natural Accounts	Budget	Actual through March	Budget	Variance FY18 Budget to FY19 Budget
127		A_B4000 Tuition & Educational Fees	-	-	-	-
128		A_B4100 Sales of Goods & Services	-	-	-	-
129		A_B4300 Grants & Contracts	-	-	-	-
130		A_43501 Federal Appropriations	-	-	-	-
131		A_B4400 Other Operating Revenue	-	-	-	-
132		A_B5000 Non Operating Revenues	-	-	-	-
133		A_B5100 Appropriations	-	-	-	-
134		A_B5300 Gifts	-	-	-	-
135		A_B5500 Investment Income	-	-	-	-
136		A_B5600 Other Non Operating Revenues	-	-	-	-
137		Total_Revenue Revenue	-	-	-	-
138		A_B6000 Salaries, Wages & Benefits	-	-	-	-
139		A_B6200 Services & Fees	-	-	-	-
140		A_B6300 Travel	-	-	-	-
141	FC_B40 Restr	A_B6400 Supplies	-	-	-	-
142	Grants	A_B6450 Utilities	-	-	-	-
143		A_B6500 Repairs & Maintenance	-	-	-	-
144		A_B6550 Rentals & Leases	-	-	-	-
145		A_B6575 Interest Expense	-	-	-	-
146		A_B6600 Claims & Judgements	-	-	-	-
147		A_B6650 Other Expense	-	-	-	-
148		A_B6700 Subcontracts	-	-	-	-
149		A_B6900 Depreciation & Amortization	-	-	-	-
150		A_B7000 Capital Expense	-	-	-	-
151		A_B7200 Discontinued Operations	-	-	-	-
152		A_B7500 Other Non Operating Expenses	-	-	-	-
153		A_B7600 Internal Allocations & Sales	-	-	-	-
154		A_B7700 Funding Tranfers	-	-	-	-
155		Total_Expenses Expenses	-	-	-	-
156		Statement of Activities Net Result	-	-	-	-
157		A_B4000 Tuition & Educational Fees	-	-	-	-
158		A_B4100 Sales of Goods & Services	-	-	-	-
159		A_B4300 Grants & Contracts	-	-	-	-
160		A_43501 Federal Appropriations	-	-	-	-
161		A_B4400 Other Operating Revenue	-	-	-	-
162		A_B5000 Non Operating Revenues	-	-	-	-
163		A_B5100 Appropriations	-	-	-	-
164		A_B5300 Gifts	-	-	-	-
165		A_B5500 Investment Income	-	-	-	-
166		A_B5600 Other Non Operating Revenues	-	-	-	-
167		Total_Revenue Revenue	-	-	-	-
168		A_B6000 Salaries, Wages & Benefits	-	-	-	-
169		A_B6200 Services & Fees	-	-	-	-
170		A_B6300 Travel	-	-	-	-
171	FC_B45 Restr	A_B6400 Supplies	-	-	-	-
172	Govt Funds	A_B6450 Utilities	-	-	-	-
173		A_B6500 Repairs & Maintenance	-	-	-	-
174		A_B6550 Rentals & Leases	-	-	-	-
175		A_B6575 Interest Expense	-	-	-	-
176		A_B6600 Claims & Judgements	-	-	-	-
177		A_B6650 Other Expense	-	-	-	-
178		A_B6700 Subcontracts	-	-	-	-
179		A_B6900 Depreciation & Amortization	-	-	-	-
180		A_B7000 Capital Expense	-	-	-	-
181		A_B7200 Discontinued Operations	-	-	-	-
182		A_B7500 Other Non Operating Expenses	-	-	-	-
183		A_B7600 Internal Allocations & Sales	-	-	-	-
184		A_B7700 Funding Tranfers	-	-	-	-
185		Total_Expenses Expenses	-	-	-	-
186		Statement of Activities Net Result	-	-	-	-


	A	B	C	D	E	F	
1							
2	O_90008: Marketing & Branding						
3	Board of Trustees Report						
4	O_90008: Marketing & Branding						
5			FY18		FY19		
6	Fund Class - Source	Summary Level Natural Accounts	Budget	Actual through March	Budget	Variance FY18 Budget to FY19 Budget	
7	FC_105 Unrestricted Operating Class	A_B4000 Tuition & Educational Fees	10,366	12,542	5,866	(4,500)	
8		A_B4100 Sales of Goods & Services	(2,017,050)	(994,194)	(29,000)	1,988,050	
9		A_B4300 Grants & Contracts	-	-	-	-	
10		A_43501 Federal Appropriations	-	-	-	-	
11		A_B4400 Other Operating Revenue	-	(762)	(2,043,050)	(2,043,050)	
12		A_B5000 Non Operating Revenues	-	-	-	-	
13		A_B5100 Appropriations	-	-	-	-	
14		A_B5300 Gifts	-	-	-	-	
15		A_B5500 Investment Income	-	-	-	-	
16		A_B5600 Other Non Operating Revenues	-	-	-	-	
17			Total_Revenue Revenue	(2,006,684)	(982,414)	(2,066,184)	(59,500)
18			A_B6000 Salaries, Wages & Benefits	241,808	171,925	331,652	89,844
19			A_B6200 Services & Fees	39,800	137,805	125,000	85,200
20			A_B6300 Travel	1,750	4,479	5,000	3,250
21			A_B6400 Supplies	14,050	17,840	28,500	14,450
22			A_B6450 Utilities	-	149	-	-
23			A_B6500 Repairs & Maintenance	-	-	-	-
24			A_B6550 Rentals & Leases	-	-	-	-
25			A_B6575 Interest Expense	-	-	-	-
26			A_B6600 Claims & Judgements	-	-	-	-
27			A_B6650 Other Expense	234,126	12,533	69,000	(165,126)
28			A_B6700 Subcontracts	-	-	-	-
29			A_B6900 Depreciation & Amortization	-	-	-	-
30			A_B7000 Capital Expense	-	-	-	-
31			A_B7200 Discontinued Operations	-	-	-	-
32			A_B7500 Other Non Operating Expenses	-	-	-	-
33			A_B7600 Internal Allocations & Sales	-	125,387	33,626	33,626
34			A_B7700 Funding Trfers	-	-	-	-
35			Total_Expenses Expenses	531,534	470,118	592,778	61,244
36			Statement of Activities Net Result	(1,475,150)	(512,296)	(1,473,406)	1,744
37		FC_B20 Designated Op	A_B4000 Tuition & Educational Fees	-	-	-	-
38			A_B4100 Sales of Goods & Services	-	-	-	-
39			A_B4300 Grants & Contracts	-	-	-	-
40			A_43501 Federal Appropriations	-	-	-	-
41			A_B4400 Other Operating Revenue	-	-	-	-
42			A_B5000 Non Operating Revenues	-	-	-	-
43	A_B5100 Appropriations		-	-	-	-	
44	A_B5300 Gifts		-	-	-	-	
45	A_B5500 Investment Income		-	-	-	-	
46	A_B5600 Other Non Operating Revenues		-	-	-	-	
47			Total_Revenue Revenue	-	-	-	-
48			A_B6000 Salaries, Wages & Benefits	-	-	-	-
49			A_B6200 Services & Fees	-	-	-	-
50			A_B6300 Travel	-	-	-	-
51			A_B6400 Supplies	-	-	-	-
52			A_B6450 Utilities	-	-	-	-
53			A_B6500 Repairs & Maintenance	-	-	-	-
54			A_B6550 Rentals & Leases	-	-	-	-
55			A_B6575 Interest Expense	-	-	-	-
56			A_B6600 Claims & Judgements	-	-	-	-
57			A_B6650 Other Expense	-	-	-	-
58			A_B6700 Subcontracts	-	-	-	-
59			A_B6900 Depreciation & Amortization	-	-	-	-
60			A_B7000 Capital Expense	-	-	-	-
61			A_B7200 Discontinued Operations	-	-	-	-
62			A_B7500 Other Non Operating Expenses	-	-	-	-
63			A_B7600 Internal Allocations & Sales	-	-	-	-
64			A_B7700 Funding Trfers	-	-	-	-
65			Total_Expenses Expenses	-	-	-	-
66			Statement of Activities Net Result	-	-	-	-


	A	B	C	D	E	F
1						
2	O_90008: Marketing & Branding					
3	Board of Trustees Report					
4	O_90008: Marketing & Branding					
5			FY18		FY19	
6	Fund Class - Source	Summary Level Natural Accounts	Budget	Actual through March	Budget	Variance FY18 Budget to FY19 Budget
67		A_B4000 Tuition & Educational Fees	-	-	-	-
68		A_B4100 Sales of Goods & Services	-	-	-	-
69		A_B4300 Grants & Contracts	-	-	-	-
70		A_43501 Federal Appropriations	-	-	-	-
71		A_B4400 Other Operating Revenue	-	-	-	-
72		A_B5000 Non Operating Revenues	-	-	-	-
73		A_B5100 Appropriations	-	-	-	-
74		A_B5300 Gifts	-	-	(17,387)	(17,387)
75		A_B5500 Investment Income	-	-	-	-
76		A_B5600 Other Non Operating Revenues	-	-	-	-
77		Total_Revenue Revenue	-	-	(17,387)	(17,387)
78		A_B6000 Salaries, Wages & Benefits	-	-	17,387	17,387
79		A_B6200 Services & Fees	-	-	-	-
80		A_B6300 Travel	-	-	-	-
81	FC_B30 Restr Expendable Op	A_B6400 Supplies	-	-	-	-
82		A_B6450 Utilities	-	-	-	-
83		A_B6500 Repairs & Maintenance	-	-	-	-
84		A_B6550 Rentals & Leases	-	-	-	-
85		A_B6575 Interest Expense	-	-	-	-
86		A_B6600 Claims & Judgements	-	-	-	-
87		A_B6650 Other Expense	-	-	-	-
88		A_B6700 Subcontracts	-	-	-	-
89		A_B6900 Depreciation & Amortization	-	-	-	-
90		A_B7000 Capital Expense	-	-	-	-
91		A_B7200 Discontinued Operations	-	-	-	-
92		A_B7500 Other Non Operating Expenses	-	-	-	-
93		A_B7600 Internal Allocations & Sales	-	-	-	-
94		A_B7700 Funding Tranfers	-	-	-	-
95			Total_Expenses Expenses	-	-	17,387
96		Statement of Activities Net Result	-	-	-	-
97		A_B4000 Tuition & Educational Fees	-	-	-	-
98		A_B4100 Sales of Goods & Services	-	-	-	-
99		A_B4300 Grants & Contracts	-	-	-	-
100		A_43501 Federal Appropriations	-	-	-	-
101		A_B4400 Other Operating Revenue	-	-	-	-
102		A_B5000 Non Operating Revenues	-	-	-	-
103		A_B5100 Appropriations	-	-	-	-
104		A_B5300 Gifts	-	-	-	-
105		A_B5500 Investment Income	-	-	-	-
106		A_B5600 Other Non Operating Revenues	-	-	-	-
107		Total_Revenue Revenue	-	-	-	-
108		A_B6000 Salaries, Wages & Benefits	-	-	-	-
109		A_B6200 Services & Fees	-	-	-	-
110		A_B6300 Travel	-	-	-	-
111	FC_B35 Restr Expendable Non Op	A_B6400 Supplies	-	-	-	-
112		A_B6450 Utilities	-	-	-	-
113		A_B6500 Repairs & Maintenance	-	-	-	-
114		A_B6550 Rentals & Leases	-	-	-	-
115		A_B6575 Interest Expense	-	-	-	-
116		A_B6600 Claims & Judgements	-	-	-	-
117		A_B6650 Other Expense	-	-	-	-
118		A_B6700 Subcontracts	-	-	-	-
119		A_B6900 Depreciation & Amortization	-	-	-	-
120		A_B7000 Capital Expense	-	-	-	-
121		A_B7200 Discontinued Operations	-	-	-	-
122		A_B7500 Other Non Operating Expenses	-	-	-	-
123		A_B7600 Internal Allocations & Sales	-	-	-	-
124		A_B7700 Funding Tranfers	-	-	-	-
125			Total_Expenses Expenses	-	-	-
126		Statement of Activities Net Result	-	-	-	-

	A	B	C	D	E	F
1						
2	O_90008: Marketing & Branding					
3	Board of Trustees Report					
4	O_90008: Marketing & Branding					
5			FY18		FY19	
6	Fund Class - Source	Summary Level Natural Accounts	Budget	Actual through March	Budget	Variance FY18 Budget to FY19 Budget
127		A_B4000 Tuition & Educational Fees	-	-	-	-
128		A_B4100 Sales of Goods & Services	-	-	-	-
129		A_B4300 Grants & Contracts	-	-	-	-
130		A_43501 Federal Appropriations	-	-	-	-
131		A_B4400 Other Operating Revenue	-	-	-	-
132		A_B5000 Non Operating Revenues	-	-	-	-
133		A_B5100 Appropriations	-	-	-	-
134		A_B5300 Gifts	-	-	-	-
135		A_B5500 Investment Income	-	-	-	-
136		A_B5600 Other Non Operating Revenues	-	-	-	-
137		Total_Revenue Revenue	-	-	-	-
138		A_B6000 Salaries, Wages & Benefits	-	-	-	-
139		A_B6200 Services & Fees	-	-	-	-
140		A_B6300 Travel	-	-	-	-
141	FC_B40 Restr	A_B6400 Supplies	-	-	-	-
142	Grants	A_B6450 Utilities	-	-	-	-
143		A_B6500 Repairs & Maintenance	-	-	-	-
144		A_B6550 Rentals & Leases	-	-	-	-
145		A_B6575 Interest Expense	-	-	-	-
146		A_B6600 Claims & Judgements	-	-	-	-
147		A_B6650 Other Expense	-	-	-	-
148		A_B6700 Subcontracts	-	-	-	-
149		A_B6900 Depreciation & Amortization	-	-	-	-
150		A_B7000 Capital Expense	-	-	-	-
151		A_B7200 Discontinued Operations	-	-	-	-
152		A_B7500 Other Non Operating Expenses	-	-	-	-
153		A_B7600 Internal Allocations & Sales	-	-	-	-
154		A_B7700 Funding Tranfers	-	-	-	-
155		Total_Expenses Expenses	-	-	-	-
156		Statement of Activities Net Result	-	-	-	-
157		A_B4000 Tuition & Educational Fees	-	-	-	-
158		A_B4100 Sales of Goods & Services	-	-	-	-
159		A_B4300 Grants & Contracts	-	-	-	-
160		A_43501 Federal Appropriations	-	-	-	-
161		A_B4400 Other Operating Revenue	-	-	-	-
162		A_B5000 Non Operating Revenues	-	-	-	-
163		A_B5100 Appropriations	-	-	-	-
164		A_B5300 Gifts	-	-	-	-
165		A_B5500 Investment Income	-	-	-	-
166		A_B5600 Other Non Operating Revenues	-	-	-	-
167		Total_Revenue Revenue	-	-	-	-
168		A_B6000 Salaries, Wages & Benefits	-	-	-	-
169		A_B6200 Services & Fees	-	-	-	-
170		A_B6300 Travel	-	-	-	-
171	FC_B45 Restr	A_B6400 Supplies	-	-	-	-
172	Govt Funds	A_B6450 Utilities	-	-	-	-
173		A_B6500 Repairs & Maintenance	-	-	-	-
174		A_B6550 Rentals & Leases	-	-	-	-
175		A_B6575 Interest Expense	-	-	-	-
176		A_B6600 Claims & Judgements	-	-	-	-
177		A_B6650 Other Expense	-	-	-	-
178		A_B6700 Subcontracts	-	-	-	-
179		A_B6900 Depreciation & Amortization	-	-	-	-
180		A_B7000 Capital Expense	-	-	-	-
181		A_B7200 Discontinued Operations	-	-	-	-
182		A_B7500 Other Non Operating Expenses	-	-	-	-
183		A_B7600 Internal Allocations & Sales	-	-	-	-
184		A_B7700 Funding Tranfers	-	-	-	-
185		Total_Expenses Expenses	-	-	-	-
186		Statement of Activities Net Result	-	-	-	-


	A	B	C	D	E	F	
1							
2	O_90009: Media Relations						
3	Board of Trustees Report						
4	O_90009: Media Relations						
5			FY18		FY19		
6	Fund Class - Source	Summary Level Natural Accounts	Budget	Actual through March	Budget	Variance FY18 Budget to FY19 Budget	
7	FC_105 Unrestricted Operating Class	A_B4000 Tuition & Educational Fees	11,732	14,109	-	(11,732)	
8		A_B4100 Sales of Goods & Services	-	-	-	-	
9		A_B4300 Grants & Contracts	-	-	-	-	
10		A_43501 Federal Appropriations	-	-	-	-	
11		A_B4400 Other Operating Revenue	-	(11)	-	-	
12		A_B5000 Non Operating Revenues	-	-	-	-	
13		A_B5100 Appropriations	-	-	-	-	
14		A_B5300 Gifts	-	-	-	-	
15		A_B5500 Investment Income	-	-	-	-	
16		A_B5600 Other Non Operating Revenues	-	-	-	-	
17			Total_Revenue Revenue	11,732	14,098	-	(11,732)
18			A_B6000 Salaries, Wages & Benefits	368,469	280,250	394,092	25,623
19			A_B6200 Services & Fees	19,100	37,812	14,100	(5,000)
20			A_B6300 Travel	1,800	2,627	1,800	-
21			A_B6400 Supplies	18,850	5,245	23,909	5,059
22			A_B6450 Utilities	-	-	-	-
23			A_B6500 Repairs & Maintenance	284	-	225	(59)
24			A_B6550 Rentals & Leases	-	-	-	-
25			A_B6575 Interest Expense	-	-	-	-
26			A_B6600 Claims & Judgements	-	-	-	-
27			A_B6650 Other Expense	50,030	4,775	40,250	(9,780)
28			A_B6700 Subcontracts	-	-	-	-
29			A_B6900 Depreciation & Amortization	-	-	-	-
30			A_B7000 Capital Expense	-	-	-	-
31			A_B7200 Discontinued Operations	-	-	-	-
32			A_B7500 Other Non Operating Expenses	-	-	-	-
33			A_B7600 Internal Allocations & Sales	-	11,068	10,800	10,800
34			A_B7700 Funding Tranfers	-	-	-	-
35			Total_Expenses Expenses	458,533	341,776	485,176	26,643
36			Statement of Activities Net Result	470,265	355,874	485,176	14,911
37		FC_B20 Designated Op	A_B4000 Tuition & Educational Fees	-	-	-	-
38			A_B4100 Sales of Goods & Services	-	-	-	-
39			A_B4300 Grants & Contracts	-	-	-	-
40			A_43501 Federal Appropriations	-	-	-	-
41			A_B4400 Other Operating Revenue	-	-	-	-
42			A_B5000 Non Operating Revenues	-	-	-	-
43	A_B5100 Appropriations		-	-	-	-	
44	A_B5300 Gifts		-	-	-	-	
45	A_B5500 Investment Income		-	-	-	-	
46	A_B5600 Other Non Operating Revenues		-	-	-	-	
47			Total_Revenue Revenue	-	-	-	-
48			A_B6000 Salaries, Wages & Benefits	-	-	-	-
49			A_B6200 Services & Fees	-	-	-	-
50			A_B6300 Travel	-	-	-	-
51			A_B6400 Supplies	-	-	-	-
52			A_B6450 Utilities	-	-	-	-
53			A_B6500 Repairs & Maintenance	-	-	-	-
54			A_B6550 Rentals & Leases	-	-	-	-
55			A_B6575 Interest Expense	-	-	-	-
56			A_B6600 Claims & Judgements	-	-	-	-
57			A_B6650 Other Expense	-	-	-	-
58			A_B6700 Subcontracts	-	-	-	-
59			A_B6900 Depreciation & Amortization	-	-	-	-
60			A_B7000 Capital Expense	-	-	-	-
61			A_B7200 Discontinued Operations	-	-	-	-
62			A_B7500 Other Non Operating Expenses	-	-	-	-
63			A_B7600 Internal Allocations & Sales	-	-	-	-
64			A_B7700 Funding Tranfers	-	-	-	-
65			Total_Expenses Expenses	-	-	-	-
66			Statement of Activities Net Result	-	-	-	-


	A	B	C	D	E	F
1						
2	O_90009: Media Relations					
3	Board of Trustees Report					
4	O_90009: Media Relations					
5			FY18		FY19	
6	Fund Class - Source	Summary Level Natural Accounts	Budget	Actual through March	Budget	Variance FY18 Budget to FY19 Budget
67		A_B4000 Tuition & Educational Fees	-	-	-	-
68		A_B4100 Sales of Goods & Services	-	-	-	-
69		A_B4300 Grants & Contracts	-	-	-	-
70		A_43501 Federal Appropriations	-	-	-	-
71		A_B4400 Other Operating Revenue	-	-	-	-
72		A_B5000 Non Operating Revenues	-	-	-	-
73		A_B5100 Appropriations	-	-	-	-
74		A_B5300 Gifts	-	-	-	-
75		A_B5500 Investment Income	-	-	-	-
76		A_B5600 Other Non Operating Revenues	-	-	-	-
77		Total_Revenue Revenue	-	-	-	-
78		A_B6000 Salaries, Wages & Benefits	-	-	-	-
79		A_B6200 Services & Fees	-	-	-	-
80		A_B6300 Travel	-	-	-	-
81	FC_B30 Restr	A_B6400 Supplies	-	-	-	-
82	Expendable Op	A_B6450 Utilities	-	-	-	-
83		A_B6500 Repairs & Maintenance	-	-	-	-
84		A_B6550 Rentals & Leases	-	-	-	-
85		A_B6575 Interest Expense	-	-	-	-
86		A_B6600 Claims & Judgements	-	-	-	-
87		A_B6650 Other Expense	-	-	-	-
88		A_B6700 Subcontracts	-	-	-	-
89		A_B6900 Depreciation & Amortization	-	-	-	-
90		A_B7000 Capital Expense	-	-	-	-
91		A_B7200 Discontinued Operations	-	-	-	-
92		A_B7500 Other Non Operating Expenses	-	-	-	-
93		A_B7600 Internal Allocations & Sales	-	-	-	-
94		A_B7700 Funding Tranfers	-	-	-	-
95		Total_Expenses Expenses	-	-	-	-
96		Statement of Activities Net Result	-	-	-	-
97		A_B4000 Tuition & Educational Fees	-	-	-	-
98		A_B4100 Sales of Goods & Services	-	-	-	-
99		A_B4300 Grants & Contracts	-	-	-	-
100		A_43501 Federal Appropriations	-	-	-	-
101		A_B4400 Other Operating Revenue	-	-	-	-
102		A_B5000 Non Operating Revenues	-	-	-	-
103		A_B5100 Appropriations	-	-	-	-
104		A_B5300 Gifts	-	-	-	-
105		A_B5500 Investment Income	-	-	-	-
106		A_B5600 Other Non Operating Revenues	-	-	-	-
107		Total_Revenue Revenue	-	-	-	-
108		A_B6000 Salaries, Wages & Benefits	-	-	-	-
109		A_B6200 Services & Fees	-	-	-	-
110		A_B6300 Travel	-	-	-	-
111	FC_B35 Restr	A_B6400 Supplies	-	-	-	-
112	Expendable Non Op	A_B6450 Utilities	-	-	-	-
113		A_B6500 Repairs & Maintenance	-	-	-	-
114		A_B6550 Rentals & Leases	-	-	-	-
115		A_B6575 Interest Expense	-	-	-	-
116		A_B6600 Claims & Judgements	-	-	-	-
117		A_B6650 Other Expense	-	-	-	-
118		A_B6700 Subcontracts	-	-	-	-
119		A_B6900 Depreciation & Amortization	-	-	-	-
120		A_B7000 Capital Expense	-	-	-	-
121		A_B7200 Discontinued Operations	-	-	-	-
122		A_B7500 Other Non Operating Expenses	-	-	-	-
123		A_B7600 Internal Allocations & Sales	-	-	-	-
124		A_B7700 Funding Tranfers	-	-	-	-
125		Total_Expenses Expenses	-	-	-	-
126		Statement of Activities Net Result	-	-	-	-

	A	B	C	D	E	F
1						
2	O_90009: Media Relations					
3	Board of Trustees Report					
4	O_90009: Media Relations					
5			FY18		FY19	
6	Fund Class - Source	Summary Level Natural Accounts	Budget	Actual through March	Budget	Variance FY18 Budget to FY19 Budget
127		A_B4000 Tuition & Educational Fees	-	-	-	-
128		A_B4100 Sales of Goods & Services	-	-	-	-
129		A_B4300 Grants & Contracts	-	-	-	-
130		A_43501 Federal Appropriations	-	-	-	-
131		A_B4400 Other Operating Revenue	-	-	-	-
132		A_B5000 Non Operating Revenues	-	-	-	-
133		A_B5100 Appropriations	-	-	-	-
134		A_B5300 Gifts	-	-	-	-
135		A_B5500 Investment Income	-	-	-	-
136		A_B5600 Other Non Operating Revenues	-	-	-	-
137		Total_Revenue Revenue	-	-	-	-
138		A_B6000 Salaries, Wages & Benefits	-	-	-	-
139		A_B6200 Services & Fees	-	-	-	-
140		A_B6300 Travel	-	-	-	-
141	FC_B40 Restr	A_B6400 Supplies	-	-	-	-
142	Grants	A_B6450 Utilities	-	-	-	-
143		A_B6500 Repairs & Maintenance	-	-	-	-
144		A_B6550 Rentals & Leases	-	-	-	-
145		A_B6575 Interest Expense	-	-	-	-
146		A_B6600 Claims & Judgements	-	-	-	-
147		A_B6650 Other Expense	-	-	-	-
148		A_B6700 Subcontracts	-	-	-	-
149		A_B6900 Depreciation & Amortization	-	-	-	-
150		A_B7000 Capital Expense	-	-	-	-
151		A_B7200 Discontinued Operations	-	-	-	-
152		A_B7500 Other Non Operating Expenses	-	-	-	-
153		A_B7600 Internal Allocations & Sales	-	-	-	-
154		A_B7700 Funding Tranfers	-	-	-	-
155		Total_Expenses Expenses	-	-	-	-
156		Statement of Activities Net Result	-	-	-	-
157		A_B4000 Tuition & Educational Fees	-	-	-	-
158		A_B4100 Sales of Goods & Services	-	-	-	-
159		A_B4300 Grants & Contracts	-	-	-	-
160		A_43501 Federal Appropriations	-	-	-	-
161		A_B4400 Other Operating Revenue	-	-	-	-
162		A_B5000 Non Operating Revenues	-	-	-	-
163		A_B5100 Appropriations	-	-	-	-
164		A_B5300 Gifts	-	-	-	-
165		A_B5500 Investment Income	-	-	-	-
166		A_B5600 Other Non Operating Revenues	-	-	-	-
167		Total_Revenue Revenue	-	-	-	-
168		A_B6000 Salaries, Wages & Benefits	-	-	-	-
169		A_B6200 Services & Fees	-	-	-	-
170		A_B6300 Travel	-	-	-	-
171	FC_B45 Restr	A_B6400 Supplies	-	-	-	-
172	Govt Funds	A_B6450 Utilities	-	-	-	-
173		A_B6500 Repairs & Maintenance	-	-	-	-
174		A_B6550 Rentals & Leases	-	-	-	-
175		A_B6575 Interest Expense	-	-	-	-
176		A_B6600 Claims & Judgements	-	-	-	-
177		A_B6650 Other Expense	-	-	-	-
178		A_B6700 Subcontracts	-	-	-	-
179		A_B6900 Depreciation & Amortization	-	-	-	-
180		A_B7000 Capital Expense	-	-	-	-
181		A_B7200 Discontinued Operations	-	-	-	-
182		A_B7500 Other Non Operating Expenses	-	-	-	-
183		A_B7600 Internal Allocations & Sales	-	-	-	-
184		A_B7700 Funding Tranfers	-	-	-	-
185		Total_Expenses Expenses	-	-	-	-
186		Statement of Activities Net Result	-	-	-	-


	A	B	C	D	E	F	
1							
2	O_90010: Athletics Facilities						
3	Board of Trustees Report						
4	O_90010: Athletics Facilities						
5			FY18		FY19		
6	Fund Class - Source	Summary Level Natural Accounts	Budget	Actual through March	Budget	Variance FY18 Budget to FY19 Budget	
7	FC_105 Unrestricted Operating Class	A_B4000 Tuition & Educational Fees	-	-	-	-	
8		A_B4100 Sales of Goods & Services	(20,000)	(13,753)	(20,000)	-	
9		A_B4300 Grants & Contracts	-	-	-	-	
10		A_43501 Federal Appropriations	-	-	-	-	
11		A_B4400 Other Operating Revenue	(7,200)	(15,053)	-	7,200	
12		A_B5000 Non Operating Revenues	-	-	-	-	
13		A_B5100 Appropriations	-	-	-	-	
14		A_B5300 Gifts	-	-	-	-	
15		A_B5500 Investment Income	-	-	-	-	
16		A_B5600 Other Non Operating Revenues	-	-	-	-	
17			Total_Revenue Revenue	(27,200)	(28,806)	(20,000)	7,200
18			A_B6000 Salaries, Wages & Benefits	994,417	681,193	979,905	(14,512)
19			A_B6200 Services & Fees	28,275	26,613	23,925	(4,350)
20			A_B6300 Travel	-	23	-	-
21			A_B6400 Supplies	9,135	35,746	9,135	-
22			A_B6450 Utilities	-	2,233	-	-
23			A_B6500 Repairs & Maintenance	181,980	54,909	181,980	-
24			A_B6550 Rentals & Leases	22,500	13,893	22,500	-
25			A_B6575 Interest Expense	-	-	-	-
26			A_B6600 Claims & Judgements	-	-	-	-
27			A_B6650 Other Expense	30,000	4,176	30,000	-
28			A_B6700 Subcontracts	-	-	-	-
29			A_B6900 Depreciation & Amortization	-	-	-	-
30			A_B7000 Capital Expense	-	-	-	-
31			A_B7200 Discontinued Operations	-	-	-	-
32			A_B7500 Other Non Operating Expenses	-	-	-	-
33			A_B7600 Internal Allocations & Sales	-	20,812	(2,850)	(2,850)
34			A_B7700 Funding Tranfers	-	-	-	-
35			Total_Expenses Expenses	1,266,307	839,598	1,244,595	(21,712)
36			Statement of Activities Net Result	1,239,107	810,793	1,224,595	(14,512)
37		FC_B20 Designated Op	A_B4000 Tuition & Educational Fees	-	-	-	-
38			A_B4100 Sales of Goods & Services	-	-	-	-
39			A_B4300 Grants & Contracts	-	-	-	-
40			A_43501 Federal Appropriations	-	-	-	-
41			A_B4400 Other Operating Revenue	-	-	-	-
42			A_B5000 Non Operating Revenues	-	-	-	-
43	A_B5100 Appropriations		-	-	-	-	
44	A_B5300 Gifts		-	-	-	-	
45	A_B5500 Investment Income		-	-	-	-	
46	A_B5600 Other Non Operating Revenues		-	-	-	-	
47			Total_Revenue Revenue	-	-	-	-
48			A_B6000 Salaries, Wages & Benefits	-	-	-	-
49			A_B6200 Services & Fees	-	-	-	-
50			A_B6300 Travel	-	-	-	-
51			A_B6400 Supplies	-	-	-	-
52			A_B6450 Utilities	-	-	-	-
53			A_B6500 Repairs & Maintenance	-	-	-	-
54			A_B6550 Rentals & Leases	-	-	-	-
55			A_B6575 Interest Expense	-	-	-	-
56			A_B6600 Claims & Judgements	-	-	-	-
57			A_B6650 Other Expense	-	-	-	-
58			A_B6700 Subcontracts	-	-	-	-
59			A_B6900 Depreciation & Amortization	-	-	-	-
60			A_B7000 Capital Expense	-	-	-	-
61			A_B7200 Discontinued Operations	-	-	-	-
62			A_B7500 Other Non Operating Expenses	-	-	-	-
63			A_B7600 Internal Allocations & Sales	-	-	-	-
64			A_B7700 Funding Tranfers	-	-	-	-
65			Total_Expenses Expenses	-	-	-	-
66			Statement of Activities Net Result	-	-	-	-

	A	B	C	D	E	F
1						
2	O_90010: Athletics Facilities					
3	Board of Trustees Report					
4	O_90010: Athletics Facilities					
5			FY18		FY19	
6	Fund Class - Source	Summary Level Natural Accounts	Budget	Actual through March	Budget	Variance FY18 Budget to FY19 Budget
67		A_B4000 Tuition & Educational Fees	-	-	-	-
68		A_B4100 Sales of Goods & Services	-	-	-	-
69		A_B4300 Grants & Contracts	-	-	-	-
70		A_43501 Federal Appropriations	-	-	-	-
71		A_B4400 Other Operating Revenue	-	-	-	-
72		A_B5000 Non Operating Revenues	-	-	-	-
73		A_B5100 Appropriations	-	-	-	-
74		A_B5300 Gifts	-	-	-	-
75		A_B5500 Investment Income	-	-	-	-
76		A_B5600 Other Non Operating Revenues	-	-	-	-
77		Total Revenue Revenue	-	-	-	-
78		A_B6000 Salaries, Wages & Benefits	-	-	-	-
79		A_B6200 Services & Fees	-	-	-	-
80		A_B6300 Travel	-	-	-	-
81	FC_B30 Restr	A_B6400 Supplies	-	-	-	-
82	Expendable Op	A_B6450 Utilities	-	-	-	-
83		A_B6500 Repairs & Maintenance	-	-	-	-
84		A_B6550 Rentals & Leases	-	-	-	-
85		A_B6575 Interest Expense	-	-	-	-
86		A_B6600 Claims & Judgements	-	-	-	-
87		A_B6650 Other Expense	-	-	-	-
88		A_B6700 Subcontracts	-	-	-	-
89		A_B6900 Depreciation & Amortization	-	-	-	-
90		A_B7000 Capital Expense	-	-	-	-
91		A_B7200 Discontinued Operations	-	-	-	-
92		A_B7500 Other Non Operating Expenses	-	-	-	-
93		A_B7600 Internal Allocations & Sales	-	-	-	-
94		A_B7700 Funding Tranfers	-	-	-	-
95		Total Expenses Expenses	-	-	-	-
96		Statement of Activities Net Result	-	-	-	-
97		A_B4000 Tuition & Educational Fees	-	-	-	-
98		A_B4100 Sales of Goods & Services	-	-	-	-
99		A_B4300 Grants & Contracts	-	-	-	-
100		A_43501 Federal Appropriations	-	-	-	-
101		A_B4400 Other Operating Revenue	-	-	-	-
102		A_B5000 Non Operating Revenues	-	-	-	-
103		A_B5100 Appropriations	-	-	-	-
104		A_B5300 Gifts	-	-	-	-
105		A_B5500 Investment Income	-	-	-	-
106		A_B5600 Other Non Operating Revenues	-	-	-	-
107		Total Revenue Revenue	-	-	-	-
108		A_B6000 Salaries, Wages & Benefits	-	-	-	-
109		A_B6200 Services & Fees	-	-	-	-
110		A_B6300 Travel	-	-	-	-
111	FC_B35 Restr	A_B6400 Supplies	-	-	-	-
112	Expendable Non Op	A_B6450 Utilities	-	-	-	-
113		A_B6500 Repairs & Maintenance	-	-	-	-
114		A_B6550 Rentals & Leases	-	-	-	-
115		A_B6575 Interest Expense	-	-	-	-
116		A_B6600 Claims & Judgements	-	-	-	-
117		A_B6650 Other Expense	-	-	-	-
118		A_B6700 Subcontracts	-	-	-	-
119		A_B6900 Depreciation & Amortization	-	-	-	-
120		A_B7000 Capital Expense	-	-	-	-
121		A_B7200 Discontinued Operations	-	-	-	-
122		A_B7500 Other Non Operating Expenses	-	-	-	-
123		A_B7600 Internal Allocations & Sales	-	-	-	-
124		A_B7700 Funding Tranfers	-	-	-	-
125		Total Expenses Expenses	-	-	-	-
126		Statement of Activities Net Result	-	-	-	-

	A	B	C	D	E	F
1						
2	O_90010: Athletics Facilities					
3	Board of Trustees Report					
4	O_90010: Athletics Facilities					
5			FY18		FY19	
6	Fund Class - Source	Summary Level Natural Accounts	Budget	Actual through March	Budget	Variance FY18 Budget to FY19 Budget
127		A_B4000 Tuition & Educational Fees	-	-	-	-
128		A_B4100 Sales of Goods & Services	-	-	-	-
129		A_B4300 Grants & Contracts	-	-	-	-
130		A_43501 Federal Appropriations	-	-	-	-
131		A_B4400 Other Operating Revenue	-	-	-	-
132		A_B5000 Non Operating Revenues	-	-	-	-
133		A_B5100 Appropriations	-	-	-	-
134		A_B5300 Gifts	-	-	-	-
135		A_B5500 Investment Income	-	-	-	-
136		A_B5600 Other Non Operating Revenues	-	-	-	-
137		Total_Revenue Revenue	-	-	-	-
138		A_B6000 Salaries, Wages & Benefits	-	-	-	-
139		A_B6200 Services & Fees	-	-	-	-
140		A_B6300 Travel	-	-	-	-
141	FC_B40 Restr	A_B6400 Supplies	-	-	-	-
142	Grants	A_B6450 Utilities	-	-	-	-
143		A_B6500 Repairs & Maintenance	-	-	-	-
144		A_B6550 Rentals & Leases	-	-	-	-
145		A_B6575 Interest Expense	-	-	-	-
146		A_B6600 Claims & Judgements	-	-	-	-
147		A_B6650 Other Expense	-	-	-	-
148		A_B6700 Subcontracts	-	-	-	-
149		A_B6900 Depreciation & Amortization	-	-	-	-
150		A_B7000 Capital Expense	-	-	-	-
151		A_B7200 Discontinued Operations	-	-	-	-
152		A_B7500 Other Non Operating Expenses	-	-	-	-
153		A_B7600 Internal Allocations & Sales	-	-	-	-
154		A_B7700 Funding Tranfers	-	-	-	-
155		Total_Expenses Expenses	-	-	-	-
156		Statement of Activities Net Result	-	-	-	-
157		A_B4000 Tuition & Educational Fees	-	-	-	-
158		A_B4100 Sales of Goods & Services	-	-	-	-
159		A_B4300 Grants & Contracts	-	-	-	-
160		A_43501 Federal Appropriations	-	-	-	-
161		A_B4400 Other Operating Revenue	-	-	-	-
162		A_B5000 Non Operating Revenues	-	-	-	-
163		A_B5100 Appropriations	-	-	-	-
164		A_B5300 Gifts	-	-	-	-
165		A_B5500 Investment Income	-	-	-	-
166		A_B5600 Other Non Operating Revenues	-	-	-	-
167		Total_Revenue Revenue	-	-	-	-
168		A_B6000 Salaries, Wages & Benefits	-	-	-	-
169		A_B6200 Services & Fees	-	-	-	-
170		A_B6300 Travel	-	-	-	-
171	FC_B45 Restr	A_B6400 Supplies	-	-	-	-
172	Govt Funds	A_B6450 Utilities	-	-	-	-
173		A_B6500 Repairs & Maintenance	-	-	-	-
174		A_B6550 Rentals & Leases	-	-	-	-
175		A_B6575 Interest Expense	-	-	-	-
176		A_B6600 Claims & Judgements	-	-	-	-
177		A_B6650 Other Expense	-	-	-	-
178		A_B6700 Subcontracts	-	-	-	-
179		A_B6900 Depreciation & Amortization	-	-	-	-
180		A_B7000 Capital Expense	-	-	-	-
181		A_B7200 Discontinued Operations	-	-	-	-
182		A_B7500 Other Non Operating Expenses	-	-	-	-
183		A_B7600 Internal Allocations & Sales	-	-	-	-
184		A_B7700 Funding Tranfers	-	-	-	-
185		Total_Expenses Expenses	-	-	-	-
186		Statement of Activities Net Result	-	-	-	-


	A	B	C	D	E	F	
1							
2	O_90011: Sports Performance & Weight Room						
3	Board of Trustees Report						
4	O_90011: Sports Performance & Weight Room						
5			FY18		FY19		
6	Fund Class - Source	Summary Level Natural Accounts	Budget	Actual through March	Budget	Variance FY18 Budget to FY19 Budget	
7	FC_105 Unrestricted Operating Class	A_B4000 Tuition & Educational Fees	5,866	6,789	-	(5,866)	
8		A_B4100 Sales of Goods & Services	-	-	-	-	
9		A_B4300 Grants & Contracts	-	-	-	-	
10		A_43501 Federal Appropriations	-	-	-	-	
11		A_B4400 Other Operating Revenue	-	-	-	-	
12		A_B5000 Non Operating Revenues	-	-	-	-	
13		A_B5100 Appropriations	-	-	-	-	
14		A_B5300 Gifts	-	-	-	-	
15		A_B5500 Investment Income	-	-	-	-	
16		A_B5600 Other Non Operating Revenues	-	-	-	-	
17			Total_Revenue Revenue	5,866	6,789	-	(5,866)
18			A_B6000 Salaries, Wages & Benefits	619,640	361,119	730,911	111,271
19			A_B6200 Services & Fees	1,600	-	-	(1,600)
20			A_B6300 Travel	3,000	1,315	8,000	5,000
21			A_B6400 Supplies	260,570	143,452	30,570	(230,000)
22			A_B6450 Utilities	-	194	-	-
23			A_B6500 Repairs & Maintenance	200	19	200	-
24			A_B6550 Rentals & Leases	-	-	-	-
25			A_B6575 Interest Expense	-	-	-	-
26			A_B6600 Claims & Judgements	-	-	-	-
27			A_B6650 Other Expense	3,800	2,216	3,800	-
28			A_B6700 Subcontracts	-	-	-	-
29			A_B6900 Depreciation & Amortization	-	-	-	-
30			A_B7000 Capital Expense	-	-	-	-
31			A_B7200 Discontinued Operations	-	-	-	-
32			A_B7500 Other Non Operating Expenses	-	-	-	-
33			A_B7600 Internal Allocations & Sales	-	1,688	1,600	1,600
34			A_B7700 Funding Tranfers	-	-	-	-
35			Total_Expenses Expenses	888,810	510,004	775,081	(113,729)
36			Statement of Activities Net Result	894,676	516,793	775,081	(119,595)
37		FC_B20 Designated Op	A_B4000 Tuition & Educational Fees	-	-	-	-
38			A_B4100 Sales of Goods & Services	-	-	-	-
39			A_B4300 Grants & Contracts	-	-	-	-
40			A_43501 Federal Appropriations	-	-	-	-
41			A_B4400 Other Operating Revenue	-	-	-	-
42			A_B5000 Non Operating Revenues	-	-	-	-
43	A_B5100 Appropriations		-	-	-	-	
44	A_B5300 Gifts		-	-	-	-	
45	A_B5500 Investment Income		-	-	-	-	
46	A_B5600 Other Non Operating Revenues		-	-	-	-	
47			Total_Revenue Revenue	-	-	-	-
48			A_B6000 Salaries, Wages & Benefits	-	-	-	-
49			A_B6200 Services & Fees	-	-	-	-
50			A_B6300 Travel	-	-	-	-
51			A_B6400 Supplies	-	-	-	-
52			A_B6450 Utilities	-	-	-	-
53			A_B6500 Repairs & Maintenance	-	-	-	-
54			A_B6550 Rentals & Leases	-	-	-	-
55			A_B6575 Interest Expense	-	-	-	-
56			A_B6600 Claims & Judgements	-	-	-	-
57			A_B6650 Other Expense	-	-	-	-
58			A_B6700 Subcontracts	-	-	-	-
59			A_B6900 Depreciation & Amortization	-	-	-	-
60			A_B7000 Capital Expense	-	-	-	-
61			A_B7200 Discontinued Operations	-	-	-	-
62			A_B7500 Other Non Operating Expenses	-	-	-	-
63			A_B7600 Internal Allocations & Sales	-	-	-	-
64			A_B7700 Funding Tranfers	-	-	-	-
65			Total_Expenses Expenses	-	-	-	-
66			Statement of Activities Net Result	-	-	-	-


	A	B	C	D	E	F
1						
2	O_90011: Sports Performance & Weight Room					
3	Board of Trustees Report					
4	O_90011: Sports Performance & Weight Room					
5			FY18		FY19	
6	Fund Class - Source	Summary Level Natural Accounts	Budget	Actual through March	Budget	Variance FY18 Budget to FY19 Budget
67		A_B4000 Tuition & Educational Fees	-	-	-	-
68		A_B4100 Sales of Goods & Services	-	-	-	-
69		A_B4300 Grants & Contracts	-	-	-	-
70		A_43501 Federal Appropriations	-	-	-	-
71		A_B4400 Other Operating Revenue	-	-	-	-
72		A_B5000 Non Operating Revenues	-	-	-	-
73		A_B5100 Appropriations	-	-	-	-
74		A_B5300 Gifts	-	-	-	-
75		A_B5500 Investment Income	-	-	-	-
76		A_B5600 Other Non Operating Revenues	-	-	-	-
77		Total_Revenue Revenue	-	-	-	-
78		A_B6000 Salaries, Wages & Benefits	-	-	-	-
79		A_B6200 Services & Fees	-	-	-	-
80		A_B6300 Travel	-	-	-	-
81	FC_B30 Restr	A_B6400 Supplies	-	-	-	-
82	Expendable Op	A_B6450 Utilities	-	-	-	-
83		A_B6500 Repairs & Maintenance	-	-	-	-
84		A_B6550 Rentals & Leases	-	-	-	-
85		A_B6575 Interest Expense	-	-	-	-
86		A_B6600 Claims & Judgements	-	-	-	-
87		A_B6650 Other Expense	-	-	-	-
88		A_B6700 Subcontracts	-	-	-	-
89		A_B6900 Depreciation & Amortization	-	-	-	-
90		A_B7000 Capital Expense	-	-	-	-
91		A_B7200 Discontinued Operations	-	-	-	-
92		A_B7500 Other Non Operating Expenses	-	-	-	-
93		A_B7600 Internal Allocations & Sales	-	-	-	-
94		A_B7700 Funding Tranfers	-	-	-	-
95		Total_Expenses Expenses	-	-	-	-
96		Statement of Activities Net Result	-	-	-	-
97		A_B4000 Tuition & Educational Fees	-	-	-	-
98		A_B4100 Sales of Goods & Services	-	-	-	-
99		A_B4300 Grants & Contracts	-	-	-	-
100		A_43501 Federal Appropriations	-	-	-	-
101		A_B4400 Other Operating Revenue	-	-	-	-
102		A_B5000 Non Operating Revenues	-	-	-	-
103		A_B5100 Appropriations	-	-	-	-
104		A_B5300 Gifts	-	-	-	-
105		A_B5500 Investment Income	-	-	-	-
106		A_B5600 Other Non Operating Revenues	-	-	-	-
107		Total_Revenue Revenue	-	-	-	-
108		A_B6000 Salaries, Wages & Benefits	-	-	-	-
109		A_B6200 Services & Fees	-	-	-	-
110		A_B6300 Travel	-	-	-	-
111	FC_B35 Restr	A_B6400 Supplies	-	-	-	-
112	Expendable Non Op	A_B6450 Utilities	-	-	-	-
113		A_B6500 Repairs & Maintenance	-	-	-	-
114		A_B6550 Rentals & Leases	-	-	-	-
115		A_B6575 Interest Expense	-	-	-	-
116		A_B6600 Claims & Judgements	-	-	-	-
117		A_B6650 Other Expense	-	-	-	-
118		A_B6700 Subcontracts	-	-	-	-
119		A_B6900 Depreciation & Amortization	-	-	-	-
120		A_B7000 Capital Expense	-	-	-	-
121		A_B7200 Discontinued Operations	-	-	-	-
122		A_B7500 Other Non Operating Expenses	-	-	-	-
123		A_B7600 Internal Allocations & Sales	-	-	-	-
124		A_B7700 Funding Tranfers	-	-	-	-
125		Total_Expenses Expenses	-	-	-	-
126		Statement of Activities Net Result	-	-	-	-

	A	B	C	D	E	F
1						
2	O_90011: Sports Performance & Weight Room					
3	Board of Trustees Report					
4	O_90011: Sports Performance & Weight Room					
5			FY18		FY19	
6	Fund Class - Source	Summary Level Natural Accounts	Budget	Actual through March	Budget	Variance FY18 Budget to FY19 Budget
127		A_B4000 Tuition & Educational Fees	-	-	-	-
128		A_B4100 Sales of Goods & Services	-	-	-	-
129		A_B4300 Grants & Contracts	-	-	-	-
130		A_43501 Federal Appropriations	-	-	-	-
131		A_B4400 Other Operating Revenue	-	-	-	-
132		A_B5000 Non Operating Revenues	-	-	-	-
133		A_B5100 Appropriations	-	-	-	-
134		A_B5300 Gifts	-	-	-	-
135		A_B5500 Investment Income	-	-	-	-
136		A_B5600 Other Non Operating Revenues	-	-	-	-
137		Total_Revenue Revenue	-	-	-	-
138		A_B6000 Salaries, Wages & Benefits	-	-	-	-
139		A_B6200 Services & Fees	-	-	-	-
140		A_B6300 Travel	-	-	-	-
141	FC_B40 Restr	A_B6400 Supplies	-	-	-	-
142	Grants	A_B6450 Utilities	-	-	-	-
143		A_B6500 Repairs & Maintenance	-	-	-	-
144		A_B6550 Rentals & Leases	-	-	-	-
145		A_B6575 Interest Expense	-	-	-	-
146		A_B6600 Claims & Judgements	-	-	-	-
147		A_B6650 Other Expense	-	-	-	-
148		A_B6700 Subcontracts	-	-	-	-
149		A_B6900 Depreciation & Amortization	-	-	-	-
150		A_B7000 Capital Expense	-	-	-	-
151		A_B7200 Discontinued Operations	-	-	-	-
152		A_B7500 Other Non Operating Expenses	-	-	-	-
153		A_B7600 Internal Allocations & Sales	-	-	-	-
154		A_B7700 Funding Tranfers	-	-	-	-
155		Total_Expenses Expenses	-	-	-	-
156		Statement of Activities Net Result	-	-	-	-
157		A_B4000 Tuition & Educational Fees	-	-	-	-
158		A_B4100 Sales of Goods & Services	-	-	-	-
159		A_B4300 Grants & Contracts	-	-	-	-
160		A_43501 Federal Appropriations	-	-	-	-
161		A_B4400 Other Operating Revenue	-	-	-	-
162		A_B5000 Non Operating Revenues	-	-	-	-
163		A_B5100 Appropriations	-	-	-	-
164		A_B5300 Gifts	-	-	-	-
165		A_B5500 Investment Income	-	-	-	-
166		A_B5600 Other Non Operating Revenues	-	-	-	-
167		Total_Revenue Revenue	-	-	-	-
168		A_B6000 Salaries, Wages & Benefits	-	-	-	-
169		A_B6200 Services & Fees	-	-	-	-
170		A_B6300 Travel	-	-	-	-
171	FC_B45 Restr	A_B6400 Supplies	-	-	-	-
172	Govt Funds	A_B6450 Utilities	-	-	-	-
173		A_B6500 Repairs & Maintenance	-	-	-	-
174		A_B6550 Rentals & Leases	-	-	-	-
175		A_B6575 Interest Expense	-	-	-	-
176		A_B6600 Claims & Judgements	-	-	-	-
177		A_B6650 Other Expense	-	-	-	-
178		A_B6700 Subcontracts	-	-	-	-
179		A_B6900 Depreciation & Amortization	-	-	-	-
180		A_B7000 Capital Expense	-	-	-	-
181		A_B7200 Discontinued Operations	-	-	-	-
182		A_B7500 Other Non Operating Expenses	-	-	-	-
183		A_B7600 Internal Allocations & Sales	-	-	-	-
184		A_B7700 Funding Tranfers	-	-	-	-
185		Total_Expenses Expenses	-	-	-	-
186		Statement of Activities Net Result	-	-	-	-


	A	B	C	D	E	F	
1							
2	O_90012: Athletic Training Table						
3	Board of Trustees Report						
4	O_90012: Athletic Training Table						
5			FY18		FY19		
6	Fund Class - Source	Summary Level Natural Accounts	Budget	Actual through March	Budget	Variance FY18 Budget to FY19 Budget	
7	FC_105 Unrestricted Operating Class	A_B4000 Tuition & Educational Fees	-	-	-	-	
8		A_B4100 Sales of Goods & Services	-	-	(1,195,276)	(1,195,276)	
9		A_B4300 Grants & Contracts	-	-	-	-	
10		A_43501 Federal Appropriations	-	-	-	-	
11		A_B4400 Other Operating Revenue	-	-	-	-	
12		A_B5000 Non Operating Revenues	-	-	-	-	
13		A_B5100 Appropriations	-	-	-	-	
14		A_B5300 Gifts	-	-	-	-	
15		A_B5500 Investment Income	-	-	-	-	
16		A_B5600 Other Non Operating Revenues	-	-	-	-	
17			Total_Revenue Revenue	-	-	(1,195,276)	(1,195,276)
18			A_B6000 Salaries, Wages & Benefits	-	-	-	-
19			A_B6200 Services & Fees	-	-	-	-
20			A_B6300 Travel	-	-	-	-
21			A_B6400 Supplies	-	-	442,500	442,500
22			A_B6450 Utilities	-	-	-	-
23			A_B6500 Repairs & Maintenance	-	-	-	-
24			A_B6550 Rentals & Leases	-	-	-	-
25			A_B6575 Interest Expense	-	-	-	-
26			A_B6600 Claims & Judgements	-	-	-	-
27			A_B6650 Other Expense	-	-	453,286	453,286
28			A_B6700 Subcontracts	-	-	-	-
29			A_B6900 Depreciation & Amortization	-	-	-	-
30			A_B7000 Capital Expense	-	-	-	-
31			A_B7200 Discontinued Operations	-	-	-	-
32			A_B7500 Other Non Operating Expenses	-	-	-	-
33			A_B7600 Internal Allocations & Sales	-	-	(75,840)	(75,840)
34			A_B7700 Funding Tranfers	-	-	-	-
35			Total_Expenses Expenses	-	-	819,946	819,946
36			Statement of Activities Net Result	-	-	(375,330)	(375,330)
37		FC_B20 Designated Op	A_B4000 Tuition & Educational Fees	-	-	-	-
38			A_B4100 Sales of Goods & Services	-	-	-	-
39			A_B4300 Grants & Contracts	-	-	-	-
40			A_43501 Federal Appropriations	-	-	-	-
41			A_B4400 Other Operating Revenue	-	-	-	-
42			A_B5000 Non Operating Revenues	-	-	-	-
43	A_B5100 Appropriations		-	-	-	-	
44	A_B5300 Gifts		-	-	-	-	
45	A_B5500 Investment Income		-	-	-	-	
46	A_B5600 Other Non Operating Revenues		-	-	-	-	
47			Total_Revenue Revenue	-	-	-	-
48			A_B6000 Salaries, Wages & Benefits	-	-	-	-
49			A_B6200 Services & Fees	-	-	-	-
50			A_B6300 Travel	-	-	-	-
51			A_B6400 Supplies	-	-	-	-
52			A_B6450 Utilities	-	-	-	-
53			A_B6500 Repairs & Maintenance	-	-	-	-
54			A_B6550 Rentals & Leases	-	-	-	-
55			A_B6575 Interest Expense	-	-	-	-
56			A_B6600 Claims & Judgements	-	-	-	-
57			A_B6650 Other Expense	-	-	-	-
58			A_B6700 Subcontracts	-	-	-	-
59			A_B6900 Depreciation & Amortization	-	-	-	-
60			A_B7000 Capital Expense	-	-	-	-
61			A_B7200 Discontinued Operations	-	-	-	-
62			A_B7500 Other Non Operating Expenses	-	-	-	-
63			A_B7600 Internal Allocations & Sales	-	-	-	-
64			A_B7700 Funding Tranfers	-	-	-	-
65			Total_Expenses Expenses	-	-	-	-
66			Statement of Activities Net Result	-	-	-	-

	A	B	C	D	E	F
1						
2	O_90012: Athletic Training Table					
3	Board of Trustees Report					
4	O_90012: Athletic Training Table					
5			FY18		FY19	
6	Fund Class - Source	Summary Level Natural Accounts	Budget	Actual through March	Budget	Variance FY18 Budget to FY19 Budget
67		A_B4000 Tuition & Educational Fees	-	-	-	-
68		A_B4100 Sales of Goods & Services	-	-	-	-
69		A_B4300 Grants & Contracts	-	-	-	-
70		A_43501 Federal Appropriations	-	-	-	-
71		A_B4400 Other Operating Revenue	-	-	-	-
72		A_B5000 Non Operating Revenues	-	-	-	-
73		A_B5100 Appropriations	-	-	-	-
74		A_B5300 Gifts	-	-	-	-
75		A_B5500 Investment Income	-	-	-	-
76		A_B5600 Other Non Operating Revenues	-	-	-	-
77		Total_Revenue Revenue	-	-	-	-
78		A_B6000 Salaries, Wages & Benefits	-	-	-	-
79		A_B6200 Services & Fees	-	-	-	-
80		A_B6300 Travel	-	-	-	-
81	FC_B30 Restr	A_B6400 Supplies	-	-	-	-
82	Expendable Op	A_B6450 Utilities	-	-	-	-
83		A_B6500 Repairs & Maintenance	-	-	-	-
84		A_B6550 Rentals & Leases	-	-	-	-
85		A_B6575 Interest Expense	-	-	-	-
86		A_B6600 Claims & Judgements	-	-	-	-
87		A_B6650 Other Expense	-	-	-	-
88		A_B6700 Subcontracts	-	-	-	-
89		A_B6900 Depreciation & Amortization	-	-	-	-
90		A_B7000 Capital Expense	-	-	-	-
91		A_B7200 Discontinued Operations	-	-	-	-
92		A_B7500 Other Non Operating Expenses	-	-	-	-
93		A_B7600 Internal Allocations & Sales	-	-	-	-
94		A_B7700 Funding Tranfers	-	-	-	-
95		Total_Expenses Expenses	-	-	-	-
96		Statement of Activities Net Result	-	-	-	-
97		A_B4000 Tuition & Educational Fees	-	-	-	-
98		A_B4100 Sales of Goods & Services	-	-	-	-
99		A_B4300 Grants & Contracts	-	-	-	-
100		A_43501 Federal Appropriations	-	-	-	-
101		A_B4400 Other Operating Revenue	-	-	-	-
102		A_B5000 Non Operating Revenues	-	-	-	-
103		A_B5100 Appropriations	-	-	-	-
104		A_B5300 Gifts	-	-	-	-
105		A_B5500 Investment Income	-	-	-	-
106		A_B5600 Other Non Operating Revenues	-	-	-	-
107		Total_Revenue Revenue	-	-	-	-
108		A_B6000 Salaries, Wages & Benefits	-	-	-	-
109		A_B6200 Services & Fees	-	-	-	-
110		A_B6300 Travel	-	-	-	-
111	FC_B35 Restr	A_B6400 Supplies	-	-	-	-
112	Expendable Non Op	A_B6450 Utilities	-	-	-	-
113		A_B6500 Repairs & Maintenance	-	-	-	-
114		A_B6550 Rentals & Leases	-	-	-	-
115		A_B6575 Interest Expense	-	-	-	-
116		A_B6600 Claims & Judgements	-	-	-	-
117		A_B6650 Other Expense	-	-	-	-
118		A_B6700 Subcontracts	-	-	-	-
119		A_B6900 Depreciation & Amortization	-	-	-	-
120		A_B7000 Capital Expense	-	-	-	-
121		A_B7200 Discontinued Operations	-	-	-	-
122		A_B7500 Other Non Operating Expenses	-	-	-	-
123		A_B7600 Internal Allocations & Sales	-	-	-	-
124		A_B7700 Funding Tranfers	-	-	-	-
125		Total_Expenses Expenses	-	-	-	-
126		Statement of Activities Net Result	-	-	-	-

	A	B	C	D	E	F
1						
2	O_90012: Athletic Training Table					
3	Board of Trustees Report					
4	O_90012: Athletic Training Table					
5			FY18		FY19	
6	Fund Class - Source	Summary Level Natural Accounts	Budget	Actual through March	Budget	Variance FY18 Budget to FY19 Budget
127		A_B4000 Tuition & Educational Fees	-	-	-	-
128		A_B4100 Sales of Goods & Services	-	-	-	-
129		A_B4300 Grants & Contracts	-	-	-	-
130		A_43501 Federal Appropriations	-	-	-	-
131		A_B4400 Other Operating Revenue	-	-	-	-
132		A_B5000 Non Operating Revenues	-	-	-	-
133		A_B5100 Appropriations	-	-	-	-
134		A_B5300 Gifts	-	-	-	-
135		A_B5500 Investment Income	-	-	-	-
136		A_B5600 Other Non Operating Revenues	-	-	-	-
137		Total_Revenue Revenue	-	-	-	-
138		A_B6000 Salaries, Wages & Benefits	-	-	-	-
139		A_B6200 Services & Fees	-	-	-	-
140		A_B6300 Travel	-	-	-	-
141	FC_B40 Restr	A_B6400 Supplies	-	-	-	-
142	Grants	A_B6450 Utilities	-	-	-	-
143		A_B6500 Repairs & Maintenance	-	-	-	-
144		A_B6550 Rentals & Leases	-	-	-	-
145		A_B6575 Interest Expense	-	-	-	-
146		A_B6600 Claims & Judgements	-	-	-	-
147		A_B6650 Other Expense	-	-	-	-
148		A_B6700 Subcontracts	-	-	-	-
149		A_B6900 Depreciation & Amortization	-	-	-	-
150		A_B7000 Capital Expense	-	-	-	-
151		A_B7200 Discontinued Operations	-	-	-	-
152		A_B7500 Other Non Operating Expenses	-	-	-	-
153		A_B7600 Internal Allocations & Sales	-	-	-	-
154		A_B7700 Funding Tranfers	-	-	-	-
155		Total_Expenses Expenses	-	-	-	-
156		Statement of Activities Net Result	-	-	-	-
157		A_B4000 Tuition & Educational Fees	-	-	-	-
158		A_B4100 Sales of Goods & Services	-	-	-	-
159		A_B4300 Grants & Contracts	-	-	-	-
160		A_43501 Federal Appropriations	-	-	-	-
161		A_B4400 Other Operating Revenue	-	-	-	-
162		A_B5000 Non Operating Revenues	-	-	-	-
163		A_B5100 Appropriations	-	-	-	-
164		A_B5300 Gifts	-	-	-	-
165		A_B5500 Investment Income	-	-	-	-
166		A_B5600 Other Non Operating Revenues	-	-	-	-
167		Total_Revenue Revenue	-	-	-	-
168		A_B6000 Salaries, Wages & Benefits	-	-	-	-
169		A_B6200 Services & Fees	-	-	-	-
170		A_B6300 Travel	-	-	-	-
171	FC_B45 Restr	A_B6400 Supplies	-	-	-	-
172	Govt Funds	A_B6450 Utilities	-	-	-	-
173		A_B6500 Repairs & Maintenance	-	-	-	-
174		A_B6550 Rentals & Leases	-	-	-	-
175		A_B6575 Interest Expense	-	-	-	-
176		A_B6600 Claims & Judgements	-	-	-	-
177		A_B6650 Other Expense	-	-	-	-
178		A_B6700 Subcontracts	-	-	-	-
179		A_B6900 Depreciation & Amortization	-	-	-	-
180		A_B7000 Capital Expense	-	-	-	-
181		A_B7200 Discontinued Operations	-	-	-	-
182		A_B7500 Other Non Operating Expenses	-	-	-	-
183		A_B7600 Internal Allocations & Sales	-	-	-	-
184		A_B7700 Funding Tranfers	-	-	-	-
185		Total_Expenses Expenses	-	-	-	-
186		Statement of Activities Net Result	-	-	-	-


	A	B	C	D	E	F	
1							
2	O_90013: Sports Medicine						
3	Board of Trustees Report						
4	O_90013: Sports Medicine						
5			FY18		FY19		
6	Fund Class - Source	Summary Level Natural Accounts	Budget	Actual through March	Budget	Variance FY18 Budget to FY19 Budget	
7	FC_105 Unrestricted Operating Class	A_B4000 Tuition & Educational Fees	23,464	42,158	5,866	(17,598)	
8		A_B4100 Sales of Goods & Services	-	-	-	-	
9		A_B4300 Grants & Contracts	-	-	-	-	
10		A_43501 Federal Appropriations	-	-	-	-	
11		A_B4400 Other Operating Revenue	-	(2,880)	-	-	
12		A_B5000 Non Operating Revenues	-	-	-	-	
13		A_B5100 Appropriations	-	-	-	-	
14		A_B5300 Gifts	-	-	-	-	
15		A_B5500 Investment Income	-	-	-	-	
16		A_B5600 Other Non Operating Revenues	-	-	-	-	
17			Total_Revenue Revenue	23,464	39,278	5,866	(17,598)
18			A_B6000 Salaries, Wages & Benefits	947,641	729,807	987,200	39,559
19			A_B6200 Services & Fees	749,013	271,893	759,725	10,712
20			A_B6300 Travel	6,900	2,260	6,900	-
21			A_B6400 Supplies	124,830	119,935	130,330	5,500
22			A_B6450 Utilities	-	194	-	-
23			A_B6500 Repairs & Maintenance	5,000	70	13,200	8,200
24			A_B6550 Rentals & Leases	-	2,083	-	-
25			A_B6575 Interest Expense	-	-	-	-
26			A_B6600 Claims & Judgements	-	-	-	-
27			A_B6650 Other Expense	9,650	33,431	9,650	-
28			A_B6700 Subcontracts	-	-	-	-
29			A_B6900 Depreciation & Amortization	-	-	-	-
30			A_B7000 Capital Expense	-	-	-	-
31			A_B7200 Discontinued Operations	-	-	-	-
32			A_B7500 Other Non Operating Expenses	-	-	-	-
33			A_B7600 Internal Allocations & Sales	-	552,861	3,800	3,800
34			A_B7700 Funding Tranfers	-	-	-	-
35			Total_Expenses Expenses	1,843,034	1,712,533	1,910,805	67,771
36			Statement of Activities Net Result	1,866,498	1,751,811	1,916,671	50,173
37		FC_B20 Designated Op	A_B4000 Tuition & Educational Fees	-	-	-	-
38			A_B4100 Sales of Goods & Services	-	-	-	-
39			A_B4300 Grants & Contracts	-	-	-	-
40			A_43501 Federal Appropriations	-	-	-	-
41			A_B4400 Other Operating Revenue	-	-	-	-
42			A_B5000 Non Operating Revenues	-	-	-	-
43	A_B5100 Appropriations		-	-	-	-	
44	A_B5300 Gifts		-	-	-	-	
45	A_B5500 Investment Income		-	-	-	-	
46	A_B5600 Other Non Operating Revenues		-	-	-	-	
47			Total_Revenue Revenue	-	-	-	-
48			A_B6000 Salaries, Wages & Benefits	-	-	-	-
49			A_B6200 Services & Fees	-	-	-	-
50			A_B6300 Travel	-	-	-	-
51			A_B6400 Supplies	-	-	-	-
52			A_B6450 Utilities	-	-	-	-
53			A_B6500 Repairs & Maintenance	-	-	-	-
54			A_B6550 Rentals & Leases	-	-	-	-
55			A_B6575 Interest Expense	-	-	-	-
56			A_B6600 Claims & Judgements	-	-	-	-
57			A_B6650 Other Expense	-	-	-	-
58			A_B6700 Subcontracts	-	-	-	-
59			A_B6900 Depreciation & Amortization	-	-	-	-
60			A_B7000 Capital Expense	-	-	-	-
61			A_B7200 Discontinued Operations	-	-	-	-
62			A_B7500 Other Non Operating Expenses	-	-	-	-
63			A_B7600 Internal Allocations & Sales	-	-	-	-
64			A_B7700 Funding Tranfers	-	-	-	-
65			Total_Expenses Expenses	-	-	-	-
66			Statement of Activities Net Result	-	-	-	-


	A	B	C	D	E	F
1						
2	O_90013: Sports Medicine					
3	Board of Trustees Report					
4	O_90013: Sports Medicine					
5			FY18		FY19	
6	Fund Class - Source	Summary Level Natural Accounts	Budget	Actual through March	Budget	Variance FY18 Budget to FY19 Budget
67		A_B4000 Tuition & Educational Fees	-	-	-	-
68		A_B4100 Sales of Goods & Services	-	-	-	-
69		A_B4300 Grants & Contracts	-	-	-	-
70		A_43501 Federal Appropriations	-	-	-	-
71		A_B4400 Other Operating Revenue	-	-	-	-
72		A_B5000 Non Operating Revenues	-	-	-	-
73		A_B5100 Appropriations	-	-	-	-
74		A_B5300 Gifts	-	-	-	-
75		A_B5500 Investment Income	-	-	-	-
76		A_B5600 Other Non Operating Revenues	-	-	-	-
77		Total_Revenue Revenue	-	-	-	-
78		A_B6000 Salaries, Wages & Benefits	-	-	-	-
79		A_B6200 Services & Fees	-	-	-	-
80		A_B6300 Travel	-	-	-	-
81	FC_B30 Restr	A_B6400 Supplies	-	-	-	-
82	Expendable Op	A_B6450 Utilities	-	-	-	-
83		A_B6500 Repairs & Maintenance	-	-	-	-
84		A_B6550 Rentals & Leases	-	-	-	-
85		A_B6575 Interest Expense	-	-	-	-
86		A_B6600 Claims & Judgements	-	-	-	-
87		A_B6650 Other Expense	-	-	-	-
88		A_B6700 Subcontracts	-	-	-	-
89		A_B6900 Depreciation & Amortization	-	-	-	-
90		A_B7000 Capital Expense	-	-	-	-
91		A_B7200 Discontinued Operations	-	-	-	-
92		A_B7500 Other Non Operating Expenses	-	-	-	-
93		A_B7600 Internal Allocations & Sales	-	-	-	-
94		A_B7700 Funding Tranfers	-	-	-	-
95		Total_Expenses Expenses	-	-	-	-
96		Statement of Activities Net Result	-	-	-	-
97		A_B4000 Tuition & Educational Fees	-	-	-	-
98		A_B4100 Sales of Goods & Services	-	-	-	-
99		A_B4300 Grants & Contracts	-	-	-	-
100		A_43501 Federal Appropriations	-	-	-	-
101		A_B4400 Other Operating Revenue	-	-	-	-
102		A_B5000 Non Operating Revenues	-	-	-	-
103		A_B5100 Appropriations	-	-	-	-
104		A_B5300 Gifts	-	-	-	-
105		A_B5500 Investment Income	-	-	-	-
106		A_B5600 Other Non Operating Revenues	-	-	-	-
107		Total_Revenue Revenue	-	-	-	-
108		A_B6000 Salaries, Wages & Benefits	-	-	-	-
109		A_B6200 Services & Fees	-	-	-	-
110		A_B6300 Travel	-	-	-	-
111	FC_B35 Restr	A_B6400 Supplies	-	-	-	-
112	Expendable Non Op	A_B6450 Utilities	-	-	-	-
113		A_B6500 Repairs & Maintenance	-	-	-	-
114		A_B6550 Rentals & Leases	-	-	-	-
115		A_B6575 Interest Expense	-	-	-	-
116		A_B6600 Claims & Judgements	-	-	-	-
117		A_B6650 Other Expense	-	-	-	-
118		A_B6700 Subcontracts	-	-	-	-
119		A_B6900 Depreciation & Amortization	-	-	-	-
120		A_B7000 Capital Expense	-	-	-	-
121		A_B7200 Discontinued Operations	-	-	-	-
122		A_B7500 Other Non Operating Expenses	-	-	-	-
123		A_B7600 Internal Allocations & Sales	-	-	-	-
124		A_B7700 Funding Tranfers	-	-	-	-
125		Total_Expenses Expenses	-	-	-	-
126		Statement of Activities Net Result	-	-	-	-

	A	B	C	D	E	F
1						
2	O_90013: Sports Medicine					
3	Board of Trustees Report					
4	O_90013: Sports Medicine					
5			FY18		FY19	
6	Fund Class - Source	Summary Level Natural Accounts	Budget	Actual through March	Budget	Variance FY18 Budget to FY19 Budget
127		A_B4000 Tuition & Educational Fees	-	-	-	-
128		A_B4100 Sales of Goods & Services	-	-	-	-
129		A_B4300 Grants & Contracts	-	-	-	-
130		A_43501 Federal Appropriations	-	-	-	-
131		A_B4400 Other Operating Revenue	-	-	-	-
132		A_B5000 Non Operating Revenues	-	-	-	-
133		A_B5100 Appropriations	-	-	-	-
134		A_B5300 Gifts	-	-	-	-
135		A_B5500 Investment Income	-	-	-	-
136		A_B5600 Other Non Operating Revenues	-	-	-	-
137		Total_Revenue Revenue	-	-	-	-
138		A_B6000 Salaries, Wages & Benefits	-	-	-	-
139		A_B6200 Services & Fees	-	-	-	-
140		A_B6300 Travel	-	-	-	-
141	FC_B40 Restr	A_B6400 Supplies	-	-	-	-
142	Grants	A_B6450 Utilities	-	-	-	-
143		A_B6500 Repairs & Maintenance	-	-	-	-
144		A_B6550 Rentals & Leases	-	-	-	-
145		A_B6575 Interest Expense	-	-	-	-
146		A_B6600 Claims & Judgements	-	-	-	-
147		A_B6650 Other Expense	-	-	-	-
148		A_B6700 Subcontracts	-	-	-	-
149		A_B6900 Depreciation & Amortization	-	-	-	-
150		A_B7000 Capital Expense	-	-	-	-
151		A_B7200 Discontinued Operations	-	-	-	-
152		A_B7500 Other Non Operating Expenses	-	-	-	-
153		A_B7600 Internal Allocations & Sales	-	-	-	-
154		A_B7700 Funding Tranfers	-	-	-	-
155		Total_Expenses Expenses	-	-	-	-
156		Statement of Activities Net Result	-	-	-	-
157		A_B4000 Tuition & Educational Fees	-	-	-	-
158		A_B4100 Sales of Goods & Services	-	-	-	-
159		A_B4300 Grants & Contracts	-	-	-	-
160		A_43501 Federal Appropriations	-	-	-	-
161		A_B4400 Other Operating Revenue	-	-	-	-
162		A_B5000 Non Operating Revenues	-	-	-	-
163		A_B5100 Appropriations	-	-	-	-
164		A_B5300 Gifts	-	-	-	-
165		A_B5500 Investment Income	-	-	-	-
166		A_B5600 Other Non Operating Revenues	-	-	-	-
167		Total_Revenue Revenue	-	-	-	-
168		A_B6000 Salaries, Wages & Benefits	-	-	-	-
169		A_B6200 Services & Fees	-	-	-	-
170		A_B6300 Travel	-	-	-	-
171	FC_B45 Restr	A_B6400 Supplies	-	-	-	-
172	Govt Funds	A_B6450 Utilities	-	-	-	-
173		A_B6500 Repairs & Maintenance	-	-	-	-
174		A_B6550 Rentals & Leases	-	-	-	-
175		A_B6575 Interest Expense	-	-	-	-
176		A_B6600 Claims & Judgements	-	-	-	-
177		A_B6650 Other Expense	-	-	-	-
178		A_B6700 Subcontracts	-	-	-	-
179		A_B6900 Depreciation & Amortization	-	-	-	-
180		A_B7000 Capital Expense	-	-	-	-
181		A_B7200 Discontinued Operations	-	-	-	-
182		A_B7500 Other Non Operating Expenses	-	-	-	-
183		A_B7600 Internal Allocations & Sales	-	-	-	-
184		A_B7700 Funding Tranfers	-	-	-	-
185		Total_Expenses Expenses	-	-	-	-
186		Statement of Activities Net Result	-	-	-	-


	A	B	C	D	E	F	
1							
2	O_90014: Special Events Athletics						
3	Board of Trustees Report						
4	O_90014: Special Events Athletics						
5			FY18		FY19		
6	Fund Class - Source	Summary Level Natural Accounts	Budget	Actual through March	Budget	Variance FY18 Budget to FY19 Budget	
7	FC_105 Unrestricted Operating Class	A_B4000 Tuition & Educational Fees	-	-	-	-	
8		A_B4100 Sales of Goods & Services	(242,811)	(258,820)	(234,311)	8,500	
9		A_B4300 Grants & Contracts	-	-	-	-	
10		A_43501 Federal Appropriations	-	-	-	-	
11		A_B4400 Other Operating Revenue	(15,000)	(71,978)	(23,500)	(8,500)	
12		A_B5000 Non Operating Revenues	-	-	-	-	
13		A_B5100 Appropriations	-	-	-	-	
14		A_B5300 Gifts	-	-	-	-	
15		A_B5500 Investment Income	-	-	-	-	
16		A_B5600 Other Non Operating Revenues	-	-	-	-	
17			Total_Revenue Revenue	(257,811)	(330,798)	(257,811)	-
18			A_B6000 Salaries, Wages & Benefits	-	475	-	-
19			A_B6200 Services & Fees	-	160,300	18,000	18,000
20			A_B6300 Travel	70,000	492,337	70,000	-
21			A_B6400 Supplies	475	152,852	475	-
22			A_B6450 Utilities	-	375	-	-
23			A_B6500 Repairs & Maintenance	-	110	-	-
24			A_B6550 Rentals & Leases	-	7,500	-	-
25			A_B6575 Interest Expense	-	-	-	-
26			A_B6600 Claims & Judgements	-	-	-	-
27			A_B6650 Other Expense	269,860	7,251	251,860	(18,000)
28			A_B6700 Subcontracts	-	-	-	-
29			A_B6900 Depreciation & Amortization	-	-	-	-
30			A_B7000 Capital Expense	-	-	-	-
31			A_B7200 Discontinued Operations	-	-	-	-
32			A_B7500 Other Non Operating Expenses	-	-	-	-
33			A_B7600 Internal Allocations & Sales	-	39,044	-	-
34			A_B7700 Funding Tranfers	-	-	-	-
35			Total_Expenses Expenses	340,335	860,244	340,335	-
36			Statement of Activities Net Result	82,524	529,446	82,524	-
37		FC_B20 Designated Op	A_B4000 Tuition & Educational Fees	-	-	-	-
38			A_B4100 Sales of Goods & Services	-	-	-	-
39			A_B4300 Grants & Contracts	-	-	-	-
40			A_43501 Federal Appropriations	-	-	-	-
41			A_B4400 Other Operating Revenue	-	-	-	-
42			A_B5000 Non Operating Revenues	-	-	-	-
43	A_B5100 Appropriations		-	-	-	-	
44	A_B5300 Gifts		-	-	-	-	
45	A_B5500 Investment Income		-	-	-	-	
46	A_B5600 Other Non Operating Revenues		-	-	-	-	
47			Total_Revenue Revenue	-	-	-	-
48			A_B6000 Salaries, Wages & Benefits	-	-	-	-
49			A_B6200 Services & Fees	-	-	-	-
50			A_B6300 Travel	-	-	-	-
51			A_B6400 Supplies	-	-	-	-
52			A_B6450 Utilities	-	-	-	-
53			A_B6500 Repairs & Maintenance	-	-	-	-
54			A_B6550 Rentals & Leases	-	-	-	-
55			A_B6575 Interest Expense	-	-	-	-
56			A_B6600 Claims & Judgements	-	-	-	-
57			A_B6650 Other Expense	-	-	-	-
58			A_B6700 Subcontracts	-	-	-	-
59			A_B6900 Depreciation & Amortization	-	-	-	-
60			A_B7000 Capital Expense	-	-	-	-
61			A_B7200 Discontinued Operations	-	-	-	-
62			A_B7500 Other Non Operating Expenses	-	-	-	-
63			A_B7600 Internal Allocations & Sales	-	-	-	-
64			A_B7700 Funding Tranfers	-	-	-	-
65			Total_Expenses Expenses	-	-	-	-
66			Statement of Activities Net Result	-	-	-	-


	A	B	C	D	E	F
1						
2	O_90014: Special Events Athletics					
3	Board of Trustees Report					
4	O_90014: Special Events Athletics					
5			FY18		FY19	
6	Fund Class - Source	Summary Level Natural Accounts	Budget	Actual through March	Budget	Variance FY18 Budget to FY19 Budget
67		A_B4000 Tuition & Educational Fees	-	-	-	-
68		A_B4100 Sales of Goods & Services	-	-	-	-
69		A_B4300 Grants & Contracts	-	-	-	-
70		A_43501 Federal Appropriations	-	-	-	-
71		A_B4400 Other Operating Revenue	-	-	-	-
72		A_B5000 Non Operating Revenues	-	-	-	-
73		A_B5100 Appropriations	-	-	-	-
74		A_B5300 Gifts	-	-	-	-
75		A_B5500 Investment Income	-	-	-	-
76		A_B5600 Other Non Operating Revenues	-	-	-	-
77		Total Revenue Revenue	-	-	-	-
78		A_B6000 Salaries, Wages & Benefits	-	-	-	-
79		A_B6200 Services & Fees	-	-	-	-
80		A_B6300 Travel	-	-	-	-
81	FC_B30 Restr	A_B6400 Supplies	-	-	-	-
82	Expendable Op	A_B6450 Utilities	-	-	-	-
83		A_B6500 Repairs & Maintenance	-	-	-	-
84		A_B6550 Rentals & Leases	-	-	-	-
85		A_B6575 Interest Expense	-	-	-	-
86		A_B6600 Claims & Judgements	-	-	-	-
87		A_B6650 Other Expense	-	-	-	-
88		A_B6700 Subcontracts	-	-	-	-
89		A_B6900 Depreciation & Amortization	-	-	-	-
90		A_B7000 Capital Expense	-	-	-	-
91		A_B7200 Discontinued Operations	-	-	-	-
92		A_B7500 Other Non Operating Expenses	-	-	-	-
93		A_B7600 Internal Allocations & Sales	-	-	-	-
94		A_B7700 Funding Tranfers	-	-	-	-
95		Total Expenses Expenses	-	-	-	-
96		Statement of Activities Net Result	-	-	-	-
97		A_B4000 Tuition & Educational Fees	-	-	-	-
98		A_B4100 Sales of Goods & Services	-	-	-	-
99		A_B4300 Grants & Contracts	-	-	-	-
100		A_43501 Federal Appropriations	-	-	-	-
101		A_B4400 Other Operating Revenue	-	-	-	-
102		A_B5000 Non Operating Revenues	-	-	-	-
103		A_B5100 Appropriations	-	-	-	-
104		A_B5300 Gifts	-	-	-	-
105		A_B5500 Investment Income	-	-	-	-
106		A_B5600 Other Non Operating Revenues	-	-	-	-
107		Total Revenue Revenue	-	-	-	-
108		A_B6000 Salaries, Wages & Benefits	-	-	-	-
109		A_B6200 Services & Fees	-	-	-	-
110		A_B6300 Travel	-	-	-	-
111	FC_B35 Restr	A_B6400 Supplies	-	-	-	-
112	Expendable Non Op	A_B6450 Utilities	-	-	-	-
113		A_B6500 Repairs & Maintenance	-	-	-	-
114		A_B6550 Rentals & Leases	-	-	-	-
115		A_B6575 Interest Expense	-	-	-	-
116		A_B6600 Claims & Judgements	-	-	-	-
117		A_B6650 Other Expense	-	-	-	-
118		A_B6700 Subcontracts	-	-	-	-
119		A_B6900 Depreciation & Amortization	-	-	-	-
120		A_B7000 Capital Expense	-	-	-	-
121		A_B7200 Discontinued Operations	-	-	-	-
122		A_B7500 Other Non Operating Expenses	-	-	-	-
123		A_B7600 Internal Allocations & Sales	-	-	-	-
124		A_B7700 Funding Tranfers	-	-	-	-
125		Total Expenses Expenses	-	-	-	-
126		Statement of Activities Net Result	-	-	-	-


	A	B	C	D	E	F	
1							
2	O_90014: Special Events Athletics						
3	Board of Trustees Report						
4	O_90014: Special Events Athletics						
5				FY18	FY19		
6	Fund Class - Source	Summary Level Natural Accounts	Budget	Actual through March	Budget	Variance FY18 Budget to FY19 Budget	
127	FC_B40 Restr Grants	A_B4000 Tuition & Educational Fees	-	-	-	-	
128		A_B4100 Sales of Goods & Services	-	-	-	-	
129		A_B4300 Grants & Contracts	-	-	-	-	
130		A_43501 Federal Appropriations	-	-	-	-	
131		A_B4400 Other Operating Revenue	-	-	-	-	
132		A_B5000 Non Operating Revenues	-	-	-	-	
133		A_B5100 Appropriations	-	-	-	-	
134		A_B5300 Gifts	-	-	-	-	
135		A_B5500 Investment Income	-	-	-	-	
136		A_B5600 Other Non Operating Revenues	-	-	-	-	
137			Total_Revenue Revenue	-	-	-	-
138			A_B6000 Salaries, Wages & Benefits	-	-	-	-
139			A_B6200 Services & Fees	-	-	-	-
140			A_B6300 Travel	-	-	-	-
141			A_B6400 Supplies	-	-	-	-
142			A_B6450 Utilities	-	-	-	-
143			A_B6500 Repairs & Maintenance	-	-	-	-
144			A_B6550 Rentals & Leases	-	-	-	-
145			A_B6575 Interest Expense	-	-	-	-
146			A_B6600 Claims & Judgements	-	-	-	-
147			A_B6650 Other Expense	-	-	-	-
148			A_B6700 Subcontracts	-	-	-	-
149			A_B6900 Depreciation & Amortization	-	-	-	-
150			A_B7000 Capital Expense	-	-	-	-
151			A_B7200 Discontinued Operations	-	-	-	-
152			A_B7500 Other Non Operating Expenses	-	-	-	-
153			A_B7600 Internal Allocations & Sales	-	-	-	-
154			A_B7700 Funding Tranfers	-	-	-	-
155			Total_Expenses Expenses	-	-	-	-
156			Statement of Activities Net Result	-	-	-	-
157		FC_B45 Restr Govt Funds	A_B4000 Tuition & Educational Fees	-	-	-	-
158			A_B4100 Sales of Goods & Services	-	-	-	-
159	A_B4300 Grants & Contracts		-	-	-	-	
160	A_43501 Federal Appropriations		-	-	-	-	
161	A_B4400 Other Operating Revenue		-	-	-	-	
162	A_B5000 Non Operating Revenues		-	-	-	-	
163	A_B5100 Appropriations		-	-	-	-	
164	A_B5300 Gifts		-	-	-	-	
165	A_B5500 Investment Income		-	-	-	-	
166	A_B5600 Other Non Operating Revenues		-	-	-	-	
167			Total_Revenue Revenue	-	-	-	-
168			A_B6000 Salaries, Wages & Benefits	-	-	-	-
169			A_B6200 Services & Fees	-	-	-	-
170			A_B6300 Travel	-	-	-	-
171			A_B6400 Supplies	-	-	-	-
172			A_B6450 Utilities	-	-	-	-
173			A_B6500 Repairs & Maintenance	-	-	-	-
174			A_B6550 Rentals & Leases	-	-	-	-
175			A_B6575 Interest Expense	-	-	-	-
176			A_B6600 Claims & Judgements	-	-	-	-
177			A_B6650 Other Expense	-	-	-	-
178			A_B6700 Subcontracts	-	-	-	-
179			A_B6900 Depreciation & Amortization	-	-	-	-
180			A_B7000 Capital Expense	-	-	-	-
181			A_B7200 Discontinued Operations	-	-	-	-
182			A_B7500 Other Non Operating Expenses	-	-	-	-
183			A_B7600 Internal Allocations & Sales	-	-	-	-
184			A_B7700 Funding Tranfers	-	-	-	-
185			Total_Expenses Expenses	-	-	-	-
186			Statement of Activities Net Result	-	-	-	-

	A	B	C	D	E	F	
1							
2	O_90015: Equipment Room						
3	Board of Trustees Report						
4	O_90015: Equipment Room						
5			FY18		FY19		
6	Fund Class - Source	Summary Level Natural Accounts	Budget	Actual through March	Budget	Variance FY18 Budget to FY19 Budget	
7	FC_105 Unrestricted Operating Class	A_B4000 Tuition & Educational Fees	150,000	125,188	-	(150,000)	
8		A_B4100 Sales of Goods & Services	-	-	-	-	
9		A_B4300 Grants & Contracts	-	-	-	-	
10		A_43501 Federal Appropriations	-	-	-	-	
11		A_B4400 Other Operating Revenue	-	(943)	-	-	
12		A_B5000 Non Operating Revenues	-	-	-	-	
13		A_B5100 Appropriations	-	-	-	-	
14		A_B5300 Gifts	-	-	-	-	
15		A_B5500 Investment Income	-	-	-	-	
16		A_B5600 Other Non Operating Revenues	-	-	-	-	
17			Total_Revenue Revenue	150,000	124,245	-	(150,000)
18			A_B6000 Salaries, Wages & Benefits	157,917	113,376	160,707	2,790
19			A_B6200 Services & Fees	2,000	11,074	-	(2,000)
20			A_B6300 Travel	3,000	714	3,000	-
21			A_B6400 Supplies	33,720	12,597	41,520	7,800
22			A_B6450 Utilities	-	194	-	-
23			A_B6500 Repairs & Maintenance	4,000	368	3,050	(950)
24			A_B6550 Rentals & Leases	-	-	-	-
25			A_B6575 Interest Expense	-	-	-	-
26			A_B6600 Claims & Judgements	-	-	-	-
27			A_B6650 Other Expense	20,300	445	20,450	150
28			A_B6700 Subcontracts	-	-	-	-
29			A_B6900 Depreciation & Amortization	-	-	-	-
30			A_B7000 Capital Expense	-	-	-	-
31			A_B7200 Discontinued Operations	-	-	-	-
32			A_B7500 Other Non Operating Expenses	-	-	-	-
33			A_B7600 Internal Allocations & Sales	-	736	2,000	2,000
34			A_B7700 Funding Tranfers	-	-	-	-
35			Total_Expenses Expenses	220,937	139,505	230,727	9,790
36			Statement of Activities Net Result	370,937	263,750	230,727	(140,210)
37		FC_B20 Designated Op	A_B4000 Tuition & Educational Fees	-	-	-	-
38			A_B4100 Sales of Goods & Services	-	-	-	-
39			A_B4300 Grants & Contracts	-	-	-	-
40			A_43501 Federal Appropriations	-	-	-	-
41			A_B4400 Other Operating Revenue	-	-	-	-
42			A_B5000 Non Operating Revenues	-	-	-	-
43	A_B5100 Appropriations		-	-	-	-	
44	A_B5300 Gifts		-	-	-	-	
45	A_B5500 Investment Income		-	-	-	-	
46	A_B5600 Other Non Operating Revenues		-	-	-	-	
47			Total_Revenue Revenue	-	-	-	-
48			A_B6000 Salaries, Wages & Benefits	-	-	-	-
49			A_B6200 Services & Fees	-	-	-	-
50			A_B6300 Travel	-	-	-	-
51			A_B6400 Supplies	-	-	-	-
52			A_B6450 Utilities	-	-	-	-
53			A_B6500 Repairs & Maintenance	-	-	-	-
54			A_B6550 Rentals & Leases	-	-	-	-
55			A_B6575 Interest Expense	-	-	-	-
56			A_B6600 Claims & Judgements	-	-	-	-
57			A_B6650 Other Expense	-	-	-	-
58			A_B6700 Subcontracts	-	-	-	-
59			A_B6900 Depreciation & Amortization	-	-	-	-
60			A_B7000 Capital Expense	-	-	-	-
61			A_B7200 Discontinued Operations	-	-	-	-
62			A_B7500 Other Non Operating Expenses	-	-	-	-
63			A_B7600 Internal Allocations & Sales	-	-	-	-
64			A_B7700 Funding Tranfers	-	-	-	-
65			Total_Expenses Expenses	-	-	-	-
66			Statement of Activities Net Result	-	-	-	-


	A	B	C	D	E	F
1						
2	O_90015: Equipment Room					
3	Board of Trustees Report					
4	O_90015: Equipment Room					
5			FY18		FY19	
6	Fund Class - Source	Summary Level Natural Accounts	Budget	Actual through March	Budget	Variance FY18 Budget to FY19 Budget
67		A_B4000 Tuition & Educational Fees	-	-	-	-
68		A_B4100 Sales of Goods & Services	-	-	-	-
69		A_B4300 Grants & Contracts	-	-	-	-
70		A_43501 Federal Appropriations	-	-	-	-
71		A_B4400 Other Operating Revenue	-	-	-	-
72		A_B5000 Non Operating Revenues	-	-	-	-
73		A_B5100 Appropriations	-	-	-	-
74		A_B5300 Gifts	-	-	-	-
75		A_B5500 Investment Income	-	-	-	-
76		A_B5600 Other Non Operating Revenues	-	-	-	-
77		Total_Revenue Revenue	-	-	-	-
78		A_B6000 Salaries, Wages & Benefits	-	-	-	-
79		A_B6200 Services & Fees	-	-	-	-
80		A_B6300 Travel	-	-	-	-
81	FC_B30 Restr	A_B6400 Supplies	-	-	-	-
82	Expendable Op	A_B6450 Utilities	-	-	-	-
83		A_B6500 Repairs & Maintenance	-	-	-	-
84		A_B6550 Rentals & Leases	-	-	-	-
85		A_B6575 Interest Expense	-	-	-	-
86		A_B6600 Claims & Judgements	-	-	-	-
87		A_B6650 Other Expense	-	-	-	-
88		A_B6700 Subcontracts	-	-	-	-
89		A_B6900 Depreciation & Amortization	-	-	-	-
90		A_B7000 Capital Expense	-	-	-	-
91		A_B7200 Discontinued Operations	-	-	-	-
92		A_B7500 Other Non Operating Expenses	-	-	-	-
93		A_B7600 Internal Allocations & Sales	-	-	-	-
94		A_B7700 Funding Tranfers	-	-	-	-
95		Total_Expenses Expenses	-	-	-	-
96		Statement of Activities Net Result	-	-	-	-
97		A_B4000 Tuition & Educational Fees	-	-	-	-
98		A_B4100 Sales of Goods & Services	-	-	-	-
99		A_B4300 Grants & Contracts	-	-	-	-
100		A_43501 Federal Appropriations	-	-	-	-
101		A_B4400 Other Operating Revenue	-	-	-	-
102		A_B5000 Non Operating Revenues	-	-	-	-
103		A_B5100 Appropriations	-	-	-	-
104		A_B5300 Gifts	-	-	-	-
105		A_B5500 Investment Income	-	-	-	-
106		A_B5600 Other Non Operating Revenues	-	-	-	-
107		Total_Revenue Revenue	-	-	-	-
108		A_B6000 Salaries, Wages & Benefits	-	-	-	-
109		A_B6200 Services & Fees	-	-	-	-
110		A_B6300 Travel	-	-	-	-
111	FC_B35 Restr	A_B6400 Supplies	-	-	-	-
112	Expendable Non Op	A_B6450 Utilities	-	-	-	-
113		A_B6500 Repairs & Maintenance	-	-	-	-
114		A_B6550 Rentals & Leases	-	-	-	-
115		A_B6575 Interest Expense	-	-	-	-
116		A_B6600 Claims & Judgements	-	-	-	-
117		A_B6650 Other Expense	-	-	-	-
118		A_B6700 Subcontracts	-	-	-	-
119		A_B6900 Depreciation & Amortization	-	-	-	-
120		A_B7000 Capital Expense	-	-	-	-
121		A_B7200 Discontinued Operations	-	-	-	-
122		A_B7500 Other Non Operating Expenses	-	-	-	-
123		A_B7600 Internal Allocations & Sales	-	-	-	-
124		A_B7700 Funding Tranfers	-	-	-	-
125		Total_Expenses Expenses	-	-	-	-
126		Statement of Activities Net Result	-	-	-	-


	A	B	C	D	E	F
1						
2	O_90015: Equipment Room					
3	Board of Trustees Report					
4	O_90015: Equipment Room					
5			FY18		FY19	
6	Fund Class - Source	Summary Level Natural Accounts	Budget	Actual through March	Budget	Variance FY18 Budget to FY19 Budget
127		A_B4000 Tuition & Educational Fees	-	-	-	-
128		A_B4100 Sales of Goods & Services	-	-	-	-
129		A_B4300 Grants & Contracts	-	-	-	-
130		A_43501 Federal Appropriations	-	-	-	-
131		A_B4400 Other Operating Revenue	-	-	-	-
132		A_B5000 Non Operating Revenues	-	-	-	-
133		A_B5100 Appropriations	-	-	-	-
134		A_B5300 Gifts	-	-	-	-
135		A_B5500 Investment Income	-	-	-	-
136		A_B5600 Other Non Operating Revenues	-	-	-	-
137		Total_Revenue Revenue	-	-	-	-
138		A_B6000 Salaries, Wages & Benefits	-	-	-	-
139		A_B6200 Services & Fees	-	-	-	-
140		A_B6300 Travel	-	-	-	-
141	FC_B40 Restr	A_B6400 Supplies	-	-	-	-
142	Grants	A_B6450 Utilities	-	-	-	-
143		A_B6500 Repairs & Maintenance	-	-	-	-
144		A_B6550 Rentals & Leases	-	-	-	-
145		A_B6575 Interest Expense	-	-	-	-
146		A_B6600 Claims & Judgements	-	-	-	-
147		A_B6650 Other Expense	-	-	-	-
148		A_B6700 Subcontracts	-	-	-	-
149		A_B6900 Depreciation & Amortization	-	-	-	-
150		A_B7000 Capital Expense	-	-	-	-
151		A_B7200 Discontinued Operations	-	-	-	-
152		A_B7500 Other Non Operating Expenses	-	-	-	-
153		A_B7600 Internal Allocations & Sales	-	-	-	-
154		A_B7700 Funding Tranfers	-	-	-	-
155		Total_Expenses Expenses	-	-	-	-
156		Statement of Activities Net Result	-	-	-	-
157		A_B4000 Tuition & Educational Fees	-	-	-	-
158		A_B4100 Sales of Goods & Services	-	-	-	-
159		A_B4300 Grants & Contracts	-	-	-	-
160		A_43501 Federal Appropriations	-	-	-	-
161		A_B4400 Other Operating Revenue	-	-	-	-
162		A_B5000 Non Operating Revenues	-	-	-	-
163		A_B5100 Appropriations	-	-	-	-
164		A_B5300 Gifts	-	-	-	-
165		A_B5500 Investment Income	-	-	-	-
166		A_B5600 Other Non Operating Revenues	-	-	-	-
167		Total_Revenue Revenue	-	-	-	-
168		A_B6000 Salaries, Wages & Benefits	-	-	-	-
169		A_B6200 Services & Fees	-	-	-	-
170		A_B6300 Travel	-	-	-	-
171	FC_B45 Restr	A_B6400 Supplies	-	-	-	-
172	Govt Funds	A_B6450 Utilities	-	-	-	-
173		A_B6500 Repairs & Maintenance	-	-	-	-
174		A_B6550 Rentals & Leases	-	-	-	-
175		A_B6575 Interest Expense	-	-	-	-
176		A_B6600 Claims & Judgements	-	-	-	-
177		A_B6650 Other Expense	-	-	-	-
178		A_B6700 Subcontracts	-	-	-	-
179		A_B6900 Depreciation & Amortization	-	-	-	-
180		A_B7000 Capital Expense	-	-	-	-
181		A_B7200 Discontinued Operations	-	-	-	-
182		A_B7500 Other Non Operating Expenses	-	-	-	-
183		A_B7600 Internal Allocations & Sales	-	-	-	-
184		A_B7700 Funding Tranfers	-	-	-	-
185		Total_Expenses Expenses	-	-	-	-
186		Statement of Activities Net Result	-	-	-	-


	A	B	C	D	E	F	
1							
2	O_90016: Audio & Visual Services						
3	Board of Trustees Report						
4	O_90016: Audio & Visual Services						
5			FY18		FY19		
6	Fund Class - Source	Summary Level Natural Accounts	Budget	Actual through March	Budget	Variance FY18 Budget to FY19 Budget	
7	FC_105 Unrestricted Operating Class	A_B4000 Tuition & Educational Fees	11,732	15,698	5,866	(5,866)	
8		A_B4100 Sales of Goods & Services	-	-	-	-	
9		A_B4300 Grants & Contracts	-	-	-	-	
10		A_43501 Federal Appropriations	-	-	-	-	
11		A_B4400 Other Operating Revenue	-	-	-	-	
12		A_B5000 Non Operating Revenues	-	-	-	-	
13		A_B5100 Appropriations	-	-	-	-	
14		A_B5300 Gifts	-	-	-	-	
15		A_B5500 Investment Income	-	-	-	-	
16		A_B5600 Other Non Operating Revenues	-	-	-	-	
17			Total_Revenue Revenue	11,732	15,698	5,866	(5,866)
18			A_B6000 Salaries, Wages & Benefits	201,108	179,089	202,457	1,349
19			A_B6200 Services & Fees	50,925	34,083	61,743	10,818
20			A_B6300 Travel	1,000	15,650	2,000	1,000
21			A_B6400 Supplies	45,320	28,432	37,920	(7,400)
22			A_B6450 Utilities	-	78	-	-
23			A_B6500 Repairs & Maintenance	13,156	333	1,413	(11,743)
24			A_B6550 Rentals & Leases	-	-	-	-
25			A_B6575 Interest Expense	-	-	-	-
26			A_B6600 Claims & Judgements	-	-	-	-
27			A_B6650 Other Expense	-	12,345	-	-
28			A_B6700 Subcontracts	-	-	-	-
29			A_B6900 Depreciation & Amortization	-	-	-	-
30			A_B7000 Capital Expense	-	-	-	-
31			A_B7200 Discontinued Operations	-	-	-	-
32			A_B7500 Other Non Operating Expenses	-	-	-	-
33			A_B7600 Internal Allocations & Sales	-	697	925	925
34			A_B7700 Funding Tranfers	-	-	-	-
35			Total_Expenses Expenses	311,509	270,708	306,458	(5,051)
36			Statement of Activities Net Result	323,241	286,406	312,324	(10,917)
37		FC_B20 Designated Op	A_B4000 Tuition & Educational Fees	-	-	-	-
38			A_B4100 Sales of Goods & Services	-	-	-	-
39			A_B4300 Grants & Contracts	-	-	-	-
40			A_43501 Federal Appropriations	-	-	-	-
41			A_B4400 Other Operating Revenue	-	-	-	-
42			A_B5000 Non Operating Revenues	-	-	-	-
43	A_B5100 Appropriations		-	-	-	-	
44	A_B5300 Gifts		-	-	-	-	
45	A_B5500 Investment Income		-	-	-	-	
46	A_B5600 Other Non Operating Revenues		-	-	-	-	
47			Total_Revenue Revenue	-	-	-	-
48			A_B6000 Salaries, Wages & Benefits	-	-	-	-
49			A_B6200 Services & Fees	-	-	-	-
50			A_B6300 Travel	-	-	-	-
51			A_B6400 Supplies	-	-	-	-
52			A_B6450 Utilities	-	-	-	-
53			A_B6500 Repairs & Maintenance	-	-	-	-
54			A_B6550 Rentals & Leases	-	-	-	-
55			A_B6575 Interest Expense	-	-	-	-
56			A_B6600 Claims & Judgements	-	-	-	-
57			A_B6650 Other Expense	-	-	-	-
58			A_B6700 Subcontracts	-	-	-	-
59			A_B6900 Depreciation & Amortization	-	-	-	-
60			A_B7000 Capital Expense	-	-	-	-
61			A_B7200 Discontinued Operations	-	-	-	-
62			A_B7500 Other Non Operating Expenses	-	-	-	-
63			A_B7600 Internal Allocations & Sales	-	-	-	-
64			A_B7700 Funding Tranfers	-	-	-	-
65			Total_Expenses Expenses	-	-	-	-
66			Statement of Activities Net Result	-	-	-	-


	A	B	C	D	E	F
1						
2	O_90016: Audio & Visual Services					
3	Board of Trustees Report					
4	O_90016: Audio & Visual Services					
5			FY18		FY19	
6	Fund Class - Source	Summary Level Natural Accounts	Budget	Actual through March	Budget	Variance FY18 Budget to FY19 Budget
67		A_B4000 Tuition & Educational Fees	-	-	-	-
68		A_B4100 Sales of Goods & Services	-	-	-	-
69		A_B4300 Grants & Contracts	-	-	-	-
70		A_43501 Federal Appropriations	-	-	-	-
71		A_B4400 Other Operating Revenue	-	-	-	-
72		A_B5000 Non Operating Revenues	-	-	-	-
73		A_B5100 Appropriations	-	-	-	-
74		A_B5300 Gifts	-	-	-	-
75		A_B5500 Investment Income	-	-	-	-
76		A_B5600 Other Non Operating Revenues	-	-	-	-
77		Total_Revenue Revenue	-	-	-	-
78		A_B6000 Salaries, Wages & Benefits	-	-	-	-
79		A_B6200 Services & Fees	-	-	-	-
80		A_B6300 Travel	-	-	-	-
81	FC_B30 Restr	A_B6400 Supplies	-	-	-	-
82	Expendable Op	A_B6450 Utilities	-	-	-	-
83		A_B6500 Repairs & Maintenance	-	-	-	-
84		A_B6550 Rentals & Leases	-	-	-	-
85		A_B6575 Interest Expense	-	-	-	-
86		A_B6600 Claims & Judgements	-	-	-	-
87		A_B6650 Other Expense	-	-	-	-
88		A_B6700 Subcontracts	-	-	-	-
89		A_B6900 Depreciation & Amortization	-	-	-	-
90		A_B7000 Capital Expense	-	-	-	-
91		A_B7200 Discontinued Operations	-	-	-	-
92		A_B7500 Other Non Operating Expenses	-	-	-	-
93		A_B7600 Internal Allocations & Sales	-	-	-	-
94		A_B7700 Funding Tranfers	-	-	-	-
95		Total_Expenses Expenses	-	-	-	-
96		Statement of Activities Net Result	-	-	-	-
97		A_B4000 Tuition & Educational Fees	-	-	-	-
98		A_B4100 Sales of Goods & Services	-	-	-	-
99		A_B4300 Grants & Contracts	-	-	-	-
100		A_43501 Federal Appropriations	-	-	-	-
101		A_B4400 Other Operating Revenue	-	-	-	-
102		A_B5000 Non Operating Revenues	-	-	-	-
103		A_B5100 Appropriations	-	-	-	-
104		A_B5300 Gifts	-	-	-	-
105		A_B5500 Investment Income	-	-	-	-
106		A_B5600 Other Non Operating Revenues	-	-	-	-
107		Total_Revenue Revenue	-	-	-	-
108		A_B6000 Salaries, Wages & Benefits	-	-	-	-
109		A_B6200 Services & Fees	-	-	-	-
110		A_B6300 Travel	-	-	-	-
111	FC_B35 Restr	A_B6400 Supplies	-	-	-	-
112	Expendable Non Op	A_B6450 Utilities	-	-	-	-
113		A_B6500 Repairs & Maintenance	-	-	-	-
114		A_B6550 Rentals & Leases	-	-	-	-
115		A_B6575 Interest Expense	-	-	-	-
116		A_B6600 Claims & Judgements	-	-	-	-
117		A_B6650 Other Expense	-	-	-	-
118		A_B6700 Subcontracts	-	-	-	-
119		A_B6900 Depreciation & Amortization	-	-	-	-
120		A_B7000 Capital Expense	-	-	-	-
121		A_B7200 Discontinued Operations	-	-	-	-
122		A_B7500 Other Non Operating Expenses	-	-	-	-
123		A_B7600 Internal Allocations & Sales	-	-	-	-
124		A_B7700 Funding Tranfers	-	-	-	-
125		Total_Expenses Expenses	-	-	-	-
126		Statement of Activities Net Result	-	-	-	-

	A	B	C	D	E	F
1						
2	O_90016: Audio & Visual Services					
3	Board of Trustees Report					
4	O_90016: Audio & Visual Services					
5			FY18		FY19	
6	Fund Class - Source	Summary Level Natural Accounts	Budget	Actual through March	Budget	Variance FY18 Budget to FY19 Budget
127		A_B4000 Tuition & Educational Fees	-	-	-	-
128		A_B4100 Sales of Goods & Services	-	-	-	-
129		A_B4300 Grants & Contracts	-	-	-	-
130		A_43501 Federal Appropriations	-	-	-	-
131		A_B4400 Other Operating Revenue	-	-	-	-
132		A_B5000 Non Operating Revenues	-	-	-	-
133		A_B5100 Appropriations	-	-	-	-
134		A_B5300 Gifts	-	-	-	-
135		A_B5500 Investment Income	-	-	-	-
136		A_B5600 Other Non Operating Revenues	-	-	-	-
137		Total_Revenue Revenue	-	-	-	-
138		A_B6000 Salaries, Wages & Benefits	-	-	-	-
139		A_B6200 Services & Fees	-	-	-	-
140		A_B6300 Travel	-	-	-	-
141	FC_B40 Restr	A_B6400 Supplies	-	-	-	-
142	Grants	A_B6450 Utilities	-	-	-	-
143		A_B6500 Repairs & Maintenance	-	-	-	-
144		A_B6550 Rentals & Leases	-	-	-	-
145		A_B6575 Interest Expense	-	-	-	-
146		A_B6600 Claims & Judgements	-	-	-	-
147		A_B6650 Other Expense	-	-	-	-
148		A_B6700 Subcontracts	-	-	-	-
149		A_B6900 Depreciation & Amortization	-	-	-	-
150		A_B7000 Capital Expense	-	-	-	-
151		A_B7200 Discontinued Operations	-	-	-	-
152		A_B7500 Other Non Operating Expenses	-	-	-	-
153		A_B7600 Internal Allocations & Sales	-	-	-	-
154		A_B7700 Funding Tranfers	-	-	-	-
155		Total_Expenses Expenses	-	-	-	-
156		Statement of Activities Net Result	-	-	-	-
157		A_B4000 Tuition & Educational Fees	-	-	-	-
158		A_B4100 Sales of Goods & Services	-	-	-	-
159		A_B4300 Grants & Contracts	-	-	-	-
160		A_43501 Federal Appropriations	-	-	-	-
161		A_B4400 Other Operating Revenue	-	-	-	-
162		A_B5000 Non Operating Revenues	-	-	-	-
163		A_B5100 Appropriations	-	-	-	-
164		A_B5300 Gifts	-	-	-	-
165		A_B5500 Investment Income	-	-	-	-
166		A_B5600 Other Non Operating Revenues	-	-	-	-
167		Total_Revenue Revenue	-	-	-	-
168		A_B6000 Salaries, Wages & Benefits	-	-	-	-
169		A_B6200 Services & Fees	-	-	-	-
170		A_B6300 Travel	-	-	-	-
171	FC_B45 Restr	A_B6400 Supplies	-	-	-	-
172	Govt Funds	A_B6450 Utilities	-	-	-	-
173		A_B6500 Repairs & Maintenance	-	-	-	-
174		A_B6550 Rentals & Leases	-	-	-	-
175		A_B6575 Interest Expense	-	-	-	-
176		A_B6600 Claims & Judgements	-	-	-	-
177		A_B6650 Other Expense	-	-	-	-
178		A_B6700 Subcontracts	-	-	-	-
179		A_B6900 Depreciation & Amortization	-	-	-	-
180		A_B7000 Capital Expense	-	-	-	-
181		A_B7200 Discontinued Operations	-	-	-	-
182		A_B7500 Other Non Operating Expenses	-	-	-	-
183		A_B7600 Internal Allocations & Sales	-	-	-	-
184		A_B7700 Funding Tranfers	-	-	-	-
185		Total_Expenses Expenses	-	-	-	-
186		Statement of Activities Net Result	-	-	-	-

	A	B	C	D	E	F	
1							
2	O_90017: Spirit Groups						
3	Board of Trustees Report						
4	O_90017: Spirit Groups						
5			FY18		FY19		
6	Fund Class - Source	Summary Level Natural Accounts	Budget	Actual through March	Budget	Variance FY18 Budget to FY19 Budget	
7	FC_105 Unrestricted Operating Class	A_B4000 Tuition & Educational Fees	33,290	21,635	31,000	(2,290)	
8		A_B4100 Sales of Goods & Services	-	-	-	-	
9		A_B4300 Grants & Contracts	-	-	-	-	
10		A_43501 Federal Appropriations	-	-	-	-	
11		A_B4400 Other Operating Revenue	-	-	-	-	
12		A_B5000 Non Operating Revenues	-	-	-	-	
13		A_B5100 Appropriations	-	-	-	-	
14		A_B5300 Gifts	-	-	-	-	
15		A_B5500 Investment Income	-	-	-	-	
16		A_B5600 Other Non Operating Revenues	-	-	-	-	
17			Total_Revenue Revenue	33,290	21,635	31,000	(2,290)
18			A_B6000 Salaries, Wages & Benefits	48,013	35,776	47,964	(48)
19			A_B6200 Services & Fees	450	4,804	-	(450)
20			A_B6300 Travel	8,150	13,611	17,390	9,240
21			A_B6400 Supplies	21,700	23,758	22,100	400
22			A_B6450 Utilities	-	-	-	-
23			A_B6500 Repairs & Maintenance	-	-	-	-
24			A_B6550 Rentals & Leases	-	-	-	-
25			A_B6575 Interest Expense	-	-	-	-
26			A_B6600 Claims & Judgements	-	-	-	-
27			A_B6650 Other Expense	535	-	535	-
28			A_B6700 Subcontracts	-	-	-	-
29			A_B6900 Depreciation & Amortization	-	-	-	-
30			A_B7000 Capital Expense	-	-	-	-
31			A_B7200 Discontinued Operations	-	-	-	-
32			A_B7500 Other Non Operating Expenses	-	-	-	-
33			A_B7600 Internal Allocations & Sales	-	739	970	970
34			A_B7700 Funding Tranfers	-	-	-	-
35			Total_Expenses Expenses	78,848	78,689	88,959	10,112
36			Statement of Activities Net Result	112,138	100,324	119,959	7,822
37		FC_B20 Designated Op	A_B4000 Tuition & Educational Fees	-	-	-	-
38			A_B4100 Sales of Goods & Services	-	-	-	-
39			A_B4300 Grants & Contracts	-	-	-	-
40			A_43501 Federal Appropriations	-	-	-	-
41			A_B4400 Other Operating Revenue	-	-	-	-
42			A_B5000 Non Operating Revenues	-	-	-	-
43	A_B5100 Appropriations		-	-	-	-	
44	A_B5300 Gifts		-	-	-	-	
45	A_B5500 Investment Income		-	-	-	-	
46	A_B5600 Other Non Operating Revenues		-	-	-	-	
47			Total_Revenue Revenue	-	-	-	-
48			A_B6000 Salaries, Wages & Benefits	-	-	-	-
49			A_B6200 Services & Fees	-	-	-	-
50			A_B6300 Travel	-	-	-	-
51			A_B6400 Supplies	-	-	-	-
52			A_B6450 Utilities	-	-	-	-
53			A_B6500 Repairs & Maintenance	-	-	-	-
54			A_B6550 Rentals & Leases	-	-	-	-
55			A_B6575 Interest Expense	-	-	-	-
56			A_B6600 Claims & Judgements	-	-	-	-
57			A_B6650 Other Expense	-	-	-	-
58			A_B6700 Subcontracts	-	-	-	-
59			A_B6900 Depreciation & Amortization	-	-	-	-
60			A_B7000 Capital Expense	-	-	-	-
61			A_B7200 Discontinued Operations	-	-	-	-
62			A_B7500 Other Non Operating Expenses	-	-	-	-
63			A_B7600 Internal Allocations & Sales	-	-	-	-
64			A_B7700 Funding Tranfers	-	-	-	-
65			Total_Expenses Expenses	-	-	-	-
66			Statement of Activities Net Result	-	-	-	-

	A	B	C	D	E	F
1						
2	O_90017: Spirit Groups					
3	Board of Trustees Report					
4	O_90017: Spirit Groups					
5			FY18		FY19	
6	Fund Class - Source	Summary Level Natural Accounts	Budget	Actual through March	Budget	Variance FY18 Budget to FY19 Budget
67		A_B4000 Tuition & Educational Fees	-	-	-	-
68		A_B4100 Sales of Goods & Services	-	-	-	-
69		A_B4300 Grants & Contracts	-	-	-	-
70		A_43501 Federal Appropriations	-	-	-	-
71		A_B4400 Other Operating Revenue	-	-	-	-
72		A_B5000 Non Operating Revenues	-	-	-	-
73		A_B5100 Appropriations	-	-	-	-
74		A_B5300 Gifts	-	-	-	-
75		A_B5500 Investment Income	-	-	-	-
76		A_B5600 Other Non Operating Revenues	-	-	-	-
77		Total_Revenue Revenue	-	-	-	-
78		A_B6000 Salaries, Wages & Benefits	-	-	-	-
79		A_B6200 Services & Fees	-	-	-	-
80		A_B6300 Travel	-	-	-	-
81	FC_B30 Restr	A_B6400 Supplies	-	-	-	-
82	Expendable Op	A_B6450 Utilities	-	-	-	-
83		A_B6500 Repairs & Maintenance	-	-	-	-
84		A_B6550 Rentals & Leases	-	-	-	-
85		A_B6575 Interest Expense	-	-	-	-
86		A_B6600 Claims & Judgements	-	-	-	-
87		A_B6650 Other Expense	-	-	-	-
88		A_B6700 Subcontracts	-	-	-	-
89		A_B6900 Depreciation & Amortization	-	-	-	-
90		A_B7000 Capital Expense	-	-	-	-
91		A_B7200 Discontinued Operations	-	-	-	-
92		A_B7500 Other Non Operating Expenses	-	-	-	-
93		A_B7600 Internal Allocations & Sales	-	-	-	-
94		A_B7700 Funding Tranfers	-	-	-	-
95		Total_Expenses Expenses	-	-	-	-
96		Statement of Activities Net Result	-	-	-	-
97		A_B4000 Tuition & Educational Fees	-	-	-	-
98		A_B4100 Sales of Goods & Services	-	-	-	-
99		A_B4300 Grants & Contracts	-	-	-	-
100		A_43501 Federal Appropriations	-	-	-	-
101		A_B4400 Other Operating Revenue	-	-	-	-
102		A_B5000 Non Operating Revenues	-	-	-	-
103		A_B5100 Appropriations	-	-	-	-
104		A_B5300 Gifts	-	-	-	-
105		A_B5500 Investment Income	-	-	-	-
106		A_B5600 Other Non Operating Revenues	-	-	-	-
107		Total_Revenue Revenue	-	-	-	-
108		A_B6000 Salaries, Wages & Benefits	-	-	-	-
109		A_B6200 Services & Fees	-	-	-	-
110		A_B6300 Travel	-	-	-	-
111	FC_B35 Restr	A_B6400 Supplies	-	-	-	-
112	Expendable Non Op	A_B6450 Utilities	-	-	-	-
113		A_B6500 Repairs & Maintenance	-	-	-	-
114		A_B6550 Rentals & Leases	-	-	-	-
115		A_B6575 Interest Expense	-	-	-	-
116		A_B6600 Claims & Judgements	-	-	-	-
117		A_B6650 Other Expense	-	-	-	-
118		A_B6700 Subcontracts	-	-	-	-
119		A_B6900 Depreciation & Amortization	-	-	-	-
120		A_B7000 Capital Expense	-	-	-	-
121		A_B7200 Discontinued Operations	-	-	-	-
122		A_B7500 Other Non Operating Expenses	-	-	-	-
123		A_B7600 Internal Allocations & Sales	-	-	-	-
124		A_B7700 Funding Tranfers	-	-	-	-
125		Total_Expenses Expenses	-	-	-	-
126		Statement of Activities Net Result	-	-	-	-

	A	B	C	D	E	F
1						
2	O_90017: Spirit Groups					
3	Board of Trustees Report					
4	O_90017: Spirit Groups					
5			FY18		FY19	
6	Fund Class - Source	Summary Level Natural Accounts	Budget	Actual through March	Budget	Variance FY18 Budget to FY19 Budget
127		A_B4000 Tuition & Educational Fees	-	-	-	-
128		A_B4100 Sales of Goods & Services	-	-	-	-
129		A_B4300 Grants & Contracts	-	-	-	-
130		A_43501 Federal Appropriations	-	-	-	-
131		A_B4400 Other Operating Revenue	-	-	-	-
132		A_B5000 Non Operating Revenues	-	-	-	-
133		A_B5100 Appropriations	-	-	-	-
134		A_B5300 Gifts	-	-	-	-
135		A_B5500 Investment Income	-	-	-	-
136		A_B5600 Other Non Operating Revenues	-	-	-	-
137		Total_Revenue Revenue	-	-	-	-
138		A_B6000 Salaries, Wages & Benefits	-	-	-	-
139		A_B6200 Services & Fees	-	-	-	-
140		A_B6300 Travel	-	-	-	-
141	FC_B40 Restr	A_B6400 Supplies	-	-	-	-
142	Grants	A_B6450 Utilities	-	-	-	-
143		A_B6500 Repairs & Maintenance	-	-	-	-
144		A_B6550 Rentals & Leases	-	-	-	-
145		A_B6575 Interest Expense	-	-	-	-
146		A_B6600 Claims & Judgements	-	-	-	-
147		A_B6650 Other Expense	-	-	-	-
148		A_B6700 Subcontracts	-	-	-	-
149		A_B6900 Depreciation & Amortization	-	-	-	-
150		A_B7000 Capital Expense	-	-	-	-
151		A_B7200 Discontinued Operations	-	-	-	-
152		A_B7500 Other Non Operating Expenses	-	-	-	-
153		A_B7600 Internal Allocations & Sales	-	-	-	-
154		A_B7700 Funding Tranfers	-	-	-	-
155		Total_Expenses Expenses	-	-	-	-
156		Statement of Activities Net Result	-	-	-	-
157		A_B4000 Tuition & Educational Fees	-	-	-	-
158		A_B4100 Sales of Goods & Services	-	-	-	-
159		A_B4300 Grants & Contracts	-	-	-	-
160		A_43501 Federal Appropriations	-	-	-	-
161		A_B4400 Other Operating Revenue	-	-	-	-
162		A_B5000 Non Operating Revenues	-	-	-	-
163		A_B5100 Appropriations	-	-	-	-
164		A_B5300 Gifts	-	-	-	-
165		A_B5500 Investment Income	-	-	-	-
166		A_B5600 Other Non Operating Revenues	-	-	-	-
167		Total_Revenue Revenue	-	-	-	-
168		A_B6000 Salaries, Wages & Benefits	-	-	-	-
169		A_B6200 Services & Fees	-	-	-	-
170		A_B6300 Travel	-	-	-	-
171	FC_B45 Restr	A_B6400 Supplies	-	-	-	-
172	Govt Funds	A_B6450 Utilities	-	-	-	-
173		A_B6500 Repairs & Maintenance	-	-	-	-
174		A_B6550 Rentals & Leases	-	-	-	-
175		A_B6575 Interest Expense	-	-	-	-
176		A_B6600 Claims & Judgements	-	-	-	-
177		A_B6650 Other Expense	-	-	-	-
178		A_B6700 Subcontracts	-	-	-	-
179		A_B6900 Depreciation & Amortization	-	-	-	-
180		A_B7000 Capital Expense	-	-	-	-
181		A_B7200 Discontinued Operations	-	-	-	-
182		A_B7500 Other Non Operating Expenses	-	-	-	-
183		A_B7600 Internal Allocations & Sales	-	-	-	-
184		A_B7700 Funding Tranfers	-	-	-	-
185		Total_Expenses Expenses	-	-	-	-
186		Statement of Activities Net Result	-	-	-	-


	A	B	C	D	E	F	
1							
2	O_90018: Tennis Complex						
3	Board of Trustees Report						
4	O_90018: Tennis Complex						
5			FY18		FY19		
6	Fund Class - Source	Summary Level Natural Accounts	Budget	Actual through March	Budget	Variance FY18 Budget to FY19 Budget	
7	FC_105 Unrestricted Operating Class	A_B4000 Tuition & Educational Fees	-	-	-	-	
8		A_B4100 Sales of Goods & Services	(82,500)	(32,418)	(60,000)	22,500	
9		A_B4300 Grants & Contracts	-	-	-	-	
10		A_43501 Federal Appropriations	-	-	-	-	
11		A_B4400 Other Operating Revenue	-	(19,548)	(22,500)	(22,500)	
12		A_B5000 Non Operating Revenues	-	-	-	-	
13		A_B5100 Appropriations	-	-	-	-	
14		A_B5300 Gifts	-	-	-	-	
15		A_B5500 Investment Income	-	-	-	-	
16		A_B5600 Other Non Operating Revenues	-	-	-	-	
17			Total_Revenue Revenue	(82,500)	(51,965)	(82,500)	-
18			A_B6000 Salaries, Wages & Benefits	88,306	62,677	105,141	16,835
19			A_B6200 Services & Fees	809	-	-	(809)
20			A_B6300 Travel	-	790	-	-
21			A_B6400 Supplies	2,475	1,798	2,475	-
22			A_B6450 Utilities	-	118	-	-
23			A_B6500 Repairs & Maintenance	200	-	200	-
24			A_B6550 Rentals & Leases	-	-	-	-
25			A_B6575 Interest Expense	-	-	-	-
26			A_B6600 Claims & Judgements	-	-	-	-
27			A_B6650 Other Expense	300	823	300	-
28			A_B6700 Subcontracts	-	-	-	-
29			A_B6900 Depreciation & Amortization	-	-	-	-
30			A_B7000 Capital Expense	-	-	-	-
31			A_B7200 Discontinued Operations	-	-	-	-
32			A_B7500 Other Non Operating Expenses	-	-	-	-
33			A_B7600 Internal Allocations & Sales	-	(3,444)	809	809
34			A_B7700 Funding Tranfers	-	-	-	-
35			Total_Expenses Expenses	92,090	62,763	108,925	16,835
36			Statement of Activities Net Result	9,590	10,797	26,425	16,835
37		FC_B20 Designated Op	A_B4000 Tuition & Educational Fees	-	-	-	-
38			A_B4100 Sales of Goods & Services	-	-	-	-
39			A_B4300 Grants & Contracts	-	-	-	-
40			A_43501 Federal Appropriations	-	-	-	-
41			A_B4400 Other Operating Revenue	-	-	-	-
42			A_B5000 Non Operating Revenues	-	-	-	-
43	A_B5100 Appropriations		-	-	-	-	
44	A_B5300 Gifts		-	-	-	-	
45	A_B5500 Investment Income		-	-	-	-	
46	A_B5600 Other Non Operating Revenues		-	-	-	-	
47			Total_Revenue Revenue	-	-	-	-
48			A_B6000 Salaries, Wages & Benefits	-	-	-	-
49			A_B6200 Services & Fees	-	-	-	-
50			A_B6300 Travel	-	-	-	-
51			A_B6400 Supplies	-	-	-	-
52			A_B6450 Utilities	-	-	-	-
53			A_B6500 Repairs & Maintenance	-	-	-	-
54			A_B6550 Rentals & Leases	-	-	-	-
55			A_B6575 Interest Expense	-	-	-	-
56			A_B6600 Claims & Judgements	-	-	-	-
57			A_B6650 Other Expense	-	-	-	-
58			A_B6700 Subcontracts	-	-	-	-
59			A_B6900 Depreciation & Amortization	-	-	-	-
60			A_B7000 Capital Expense	-	-	-	-
61			A_B7200 Discontinued Operations	-	-	-	-
62			A_B7500 Other Non Operating Expenses	-	-	-	-
63			A_B7600 Internal Allocations & Sales	-	-	-	-
64			A_B7700 Funding Tranfers	-	-	-	-
65			Total_Expenses Expenses	-	-	-	-
66			Statement of Activities Net Result	-	-	-	-


	A	B	C	D	E	F
1						
2	O_90018: Tennis Complex					
3	Board of Trustees Report					
4	O_90018: Tennis Complex					
5			FY18		FY19	
6	Fund Class - Source	Summary Level Natural Accounts	Budget	Actual through March	Budget	Variance FY18 Budget to FY19 Budget
67		A_B4000 Tuition & Educational Fees	-	-	-	-
68		A_B4100 Sales of Goods & Services	-	-	-	-
69		A_B4300 Grants & Contracts	-	-	-	-
70		A_43501 Federal Appropriations	-	-	-	-
71		A_B4400 Other Operating Revenue	-	-	-	-
72		A_B5000 Non Operating Revenues	-	-	-	-
73		A_B5100 Appropriations	-	-	-	-
74		A_B5300 Gifts	-	-	-	-
75		A_B5500 Investment Income	-	-	-	-
76		A_B5600 Other Non Operating Revenues	-	-	-	-
77		Total_Revenue Revenue	-	-	-	-
78		A_B6000 Salaries, Wages & Benefits	-	-	-	-
79		A_B6200 Services & Fees	-	-	-	-
80		A_B6300 Travel	-	-	-	-
81	FC_B30 Restr	A_B6400 Supplies	-	-	-	-
82	Expendable Op	A_B6450 Utilities	-	-	-	-
83		A_B6500 Repairs & Maintenance	-	-	-	-
84		A_B6550 Rentals & Leases	-	-	-	-
85		A_B6575 Interest Expense	-	-	-	-
86		A_B6600 Claims & Judgements	-	-	-	-
87		A_B6650 Other Expense	-	-	-	-
88		A_B6700 Subcontracts	-	-	-	-
89		A_B6900 Depreciation & Amortization	-	-	-	-
90		A_B7000 Capital Expense	-	-	-	-
91		A_B7200 Discontinued Operations	-	-	-	-
92		A_B7500 Other Non Operating Expenses	-	-	-	-
93		A_B7600 Internal Allocations & Sales	-	-	-	-
94		A_B7700 Funding Tranfers	-	-	-	-
95		Total_Expenses Expenses	-	-	-	-
96		Statement of Activities Net Result	-	-	-	-
97		A_B4000 Tuition & Educational Fees	-	-	-	-
98		A_B4100 Sales of Goods & Services	-	-	-	-
99		A_B4300 Grants & Contracts	-	-	-	-
100		A_43501 Federal Appropriations	-	-	-	-
101		A_B4400 Other Operating Revenue	-	-	-	-
102		A_B5000 Non Operating Revenues	-	-	-	-
103		A_B5100 Appropriations	-	-	-	-
104		A_B5300 Gifts	-	-	-	-
105		A_B5500 Investment Income	-	-	-	-
106		A_B5600 Other Non Operating Revenues	-	-	-	-
107		Total_Revenue Revenue	-	-	-	-
108		A_B6000 Salaries, Wages & Benefits	-	-	-	-
109		A_B6200 Services & Fees	-	-	-	-
110		A_B6300 Travel	-	-	-	-
111	FC_B35 Restr	A_B6400 Supplies	-	-	-	-
112	Expendable	A_B6450 Utilities	-	-	-	-
113	Non Op	A_B6500 Repairs & Maintenance	-	-	-	-
114		A_B6550 Rentals & Leases	-	-	-	-
115		A_B6575 Interest Expense	-	-	-	-
116		A_B6600 Claims & Judgements	-	-	-	-
117		A_B6650 Other Expense	-	-	-	-
118		A_B6700 Subcontracts	-	-	-	-
119		A_B6900 Depreciation & Amortization	-	-	-	-
120		A_B7000 Capital Expense	-	-	-	-
121		A_B7200 Discontinued Operations	-	-	-	-
122		A_B7500 Other Non Operating Expenses	-	-	-	-
123		A_B7600 Internal Allocations & Sales	-	-	-	-
124		A_B7700 Funding Tranfers	-	-	-	-
125		Total_Expenses Expenses	-	-	-	-
126		Statement of Activities Net Result	-	-	-	-

	A	B	C	D	E	F
1						
2	O_90018: Tennis Complex					
3	Board of Trustees Report					
4	O_90018: Tennis Complex					
5			FY18		FY19	
6	Fund Class - Source	Summary Level Natural Accounts	Budget	Actual through March	Budget	Variance FY18 Budget to FY19 Budget
127		A_B4000 Tuition & Educational Fees	-	-	-	-
128		A_B4100 Sales of Goods & Services	-	-	-	-
129		A_B4300 Grants & Contracts	-	-	-	-
130		A_43501 Federal Appropriations	-	-	-	-
131		A_B4400 Other Operating Revenue	-	-	-	-
132		A_B5000 Non Operating Revenues	-	-	-	-
133		A_B5100 Appropriations	-	-	-	-
134		A_B5300 Gifts	-	-	-	-
135		A_B5500 Investment Income	-	-	-	-
136		A_B5600 Other Non Operating Revenues	-	-	-	-
137		Total_Revenue Revenue	-	-	-	-
138		A_B6000 Salaries, Wages & Benefits	-	-	-	-
139		A_B6200 Services & Fees	-	-	-	-
140		A_B6300 Travel	-	-	-	-
141	FC_B40 Restr	A_B6400 Supplies	-	-	-	-
142	Grants	A_B6450 Utilities	-	-	-	-
143		A_B6500 Repairs & Maintenance	-	-	-	-
144		A_B6550 Rentals & Leases	-	-	-	-
145		A_B6575 Interest Expense	-	-	-	-
146		A_B6600 Claims & Judgements	-	-	-	-
147		A_B6650 Other Expense	-	-	-	-
148		A_B6700 Subcontracts	-	-	-	-
149		A_B6900 Depreciation & Amortization	-	-	-	-
150		A_B7000 Capital Expense	-	-	-	-
151		A_B7200 Discontinued Operations	-	-	-	-
152		A_B7500 Other Non Operating Expenses	-	-	-	-
153		A_B7600 Internal Allocations & Sales	-	-	-	-
154		A_B7700 Funding Tranfers	-	-	-	-
155		Total_Expenses Expenses	-	-	-	-
156		Statement of Activities Net Result	-	-	-	-
157		A_B4000 Tuition & Educational Fees	-	-	-	-
158		A_B4100 Sales of Goods & Services	-	-	-	-
159		A_B4300 Grants & Contracts	-	-	-	-
160		A_43501 Federal Appropriations	-	-	-	-
161		A_B4400 Other Operating Revenue	-	-	-	-
162		A_B5000 Non Operating Revenues	-	-	-	-
163		A_B5100 Appropriations	-	-	-	-
164		A_B5300 Gifts	-	-	-	-
165		A_B5500 Investment Income	-	-	-	-
166		A_B5600 Other Non Operating Revenues	-	-	-	-
167		Total_Revenue Revenue	-	-	-	-
168		A_B6000 Salaries, Wages & Benefits	-	-	-	-
169		A_B6200 Services & Fees	-	-	-	-
170		A_B6300 Travel	-	-	-	-
171	FC_B45 Restr	A_B6400 Supplies	-	-	-	-
172	Govt Funds	A_B6450 Utilities	-	-	-	-
173		A_B6500 Repairs & Maintenance	-	-	-	-
174		A_B6550 Rentals & Leases	-	-	-	-
175		A_B6575 Interest Expense	-	-	-	-
176		A_B6600 Claims & Judgements	-	-	-	-
177		A_B6650 Other Expense	-	-	-	-
178		A_B6700 Subcontracts	-	-	-	-
179		A_B6900 Depreciation & Amortization	-	-	-	-
180		A_B7000 Capital Expense	-	-	-	-
181		A_B7200 Discontinued Operations	-	-	-	-
182		A_B7500 Other Non Operating Expenses	-	-	-	-
183		A_B7600 Internal Allocations & Sales	-	-	-	-
184		A_B7700 Funding Tranfers	-	-	-	-
185		Total_Expenses Expenses	-	-	-	-
186		Statement of Activities Net Result	-	-	-	-


	A	B	C	D	E	F	
1							
2	O_90019: High Altitude Performance Center						
3	Board of Trustees Report						
4	O_90019: High Altitude Performance Center						
5							
6	Fund Class - Source	Summary Level Natural Accounts	FY18 Budget	FY19 Actual through March	FY19 Budget	Variance FY18 Budget to FY19 Budget	
7	FC_105 Unrestricted Operating Class	A_B4000 Tuition & Educational Fees	-	-	-	-	
8		A_B4100 Sales of Goods & Services	-	-	-	-	
9		A_B4300 Grants & Contracts	-	-	-	-	
10		A_43501 Federal Appropriations	-	-	-	-	
11		A_B4400 Other Operating Revenue	-	-	(154,000)	(154,000)	
12		A_B5000 Non Operating Revenues	-	-	-	-	
13		A_B5100 Appropriations	-	-	-	-	
14		A_B5300 Gifts	-	-	-	-	
15		A_B5500 Investment Income	-	-	-	-	
16		A_B5600 Other Non Operating Revenues	-	-	-	-	
17		Total Revenue Revenue		-	-	(154,000)	(154,000)
18		A_B6000 Salaries, Wages & Benefits	-	-	-	-	
19		A_B6200 Services & Fees	-	-	-	-	
20		A_B6300 Travel	-	-	-	-	
21		A_B6400 Supplies	-	16,044	-	-	
22		A_B6450 Utilities	-	-	-	-	
23		A_B6500 Repairs & Maintenance	-	14,753	-	-	
24		A_B6550 Rentals & Leases	-	-	-	-	
25		A_B6575 Interest Expense	-	-	-	-	
26		A_B6600 Claims & Judgements	-	-	-	-	
27		A_B6650 Other Expense	-	-	-	-	
28		A_B6700 Subcontracts	-	-	-	-	
29		A_B6900 Depreciation & Amortization	-	-	-	-	
30		A_B7000 Capital Expense	-	-	-	-	
31		A_B7200 Discontinued Operations	-	-	-	-	
32		A_B7500 Other Non Operating Expenses	-	-	-	-	
33		A_B7600 Internal Allocations & Sales	-	1,284	-	-	
34		A_B7700 Funding Trfers	-	-	-	-	
35		Total Expenses Expenses		-	32,081	-	
36		Statement of Activities Net Result		-	32,081	(154,000)	(154,000)
37		FC_B20 Designated Op	A_B4000 Tuition & Educational Fees	-	-	-	-
38			A_B4100 Sales of Goods & Services	-	-	-	-
39			A_B4300 Grants & Contracts	-	-	-	-
40			A_43501 Federal Appropriations	-	-	-	-
41			A_B4400 Other Operating Revenue	-	-	-	-
42			A_B5000 Non Operating Revenues	-	-	-	-
43	A_B5100 Appropriations		-	-	-	-	
44	A_B5300 Gifts		-	-	-	-	
45	A_B5500 Investment Income		-	-	-	-	
46	A_B5600 Other Non Operating Revenues		-	-	-	-	
47	Total Revenue Revenue			-	-	-	
48	A_B6000 Salaries, Wages & Benefits		-	-	-	-	
49	A_B6200 Services & Fees		-	-	-	-	
50	A_B6300 Travel		-	-	-	-	
51	A_B6400 Supplies		-	-	-	-	
52	A_B6450 Utilities		-	-	-	-	
53	A_B6500 Repairs & Maintenance		-	-	-	-	
54	A_B6550 Rentals & Leases		-	-	-	-	
55	A_B6575 Interest Expense		-	-	-	-	
56	A_B6600 Claims & Judgements		-	-	-	-	
57	A_B6650 Other Expense		-	-	-	-	
58	A_B6700 Subcontracts		-	-	-	-	
59	A_B6900 Depreciation & Amortization		-	-	-	-	
60	A_B7000 Capital Expense		-	-	-	-	
61	A_B7200 Discontinued Operations		-	-	-	-	
62	A_B7500 Other Non Operating Expenses		-	-	-	-	
63	A_B7600 Internal Allocations & Sales		-	-	-	-	
64	A_B7700 Funding Trfers		-	-	-	-	
65	Total Expenses Expenses			-	-	-	
66	Statement of Activities Net Result			-	-	-	


	A	B	C	D	E	F
1						
2	O_90019: High Altitude Performance Center					
3	Board of Trustees Report					
4	O_90019: High Altitude Performance Center					
5			FY18		FY19	
6	Fund Class - Source	Summary Level Natural Accounts	Budget	Actual through March	Budget	Variance FY18 Budget to FY19 Budget
67		A_B4000 Tuition & Educational Fees	-	-	-	-
68		A_B4100 Sales of Goods & Services	-	-	-	-
69		A_B4300 Grants & Contracts	-	-	-	-
70		A_43501 Federal Appropriations	-	-	-	-
71		A_B4400 Other Operating Revenue	-	-	-	-
72		A_B5000 Non Operating Revenues	-	-	-	-
73		A_B5100 Appropriations	-	-	-	-
74		A_B5300 Gifts	-	-	-	-
75		A_B5500 Investment Income	-	-	-	-
76		A_B5600 Other Non Operating Revenues	-	-	-	-
77		Total_Revenue Revenue	-	-	-	-
78		A_B6000 Salaries, Wages & Benefits	-	-	-	-
79		A_B6200 Services & Fees	-	-	-	-
80		A_B6300 Travel	-	-	-	-
81	FC_B30 Restr	A_B6400 Supplies	-	-	-	-
82	Expendable Op	A_B6450 Utilities	-	-	-	-
83		A_B6500 Repairs & Maintenance	-	-	-	-
84		A_B6550 Rentals & Leases	-	-	-	-
85		A_B6575 Interest Expense	-	-	-	-
86		A_B6600 Claims & Judgements	-	-	-	-
87		A_B6650 Other Expense	-	-	-	-
88		A_B6700 Subcontracts	-	-	-	-
89		A_B6900 Depreciation & Amortization	-	-	-	-
90		A_B7000 Capital Expense	-	-	-	-
91		A_B7200 Discontinued Operations	-	-	-	-
92		A_B7500 Other Non Operating Expenses	-	-	-	-
93		A_B7600 Internal Allocations & Sales	-	-	-	-
94		A_B7700 Funding Tranfers	-	-	-	-
95		Total_Expenses Expenses	-	-	-	-
96		Statement of Activities Net Result	-	-	-	-
97		A_B4000 Tuition & Educational Fees	-	-	-	-
98		A_B4100 Sales of Goods & Services	-	-	-	-
99		A_B4300 Grants & Contracts	-	-	-	-
100		A_43501 Federal Appropriations	-	-	-	-
101		A_B4400 Other Operating Revenue	-	-	-	-
102		A_B5000 Non Operating Revenues	-	-	-	-
103		A_B5100 Appropriations	-	-	-	-
104		A_B5300 Gifts	-	-	-	-
105		A_B5500 Investment Income	-	-	-	-
106		A_B5600 Other Non Operating Revenues	-	-	-	-
107		Total_Revenue Revenue	-	-	-	-
108		A_B6000 Salaries, Wages & Benefits	-	-	-	-
109		A_B6200 Services & Fees	-	-	-	-
110		A_B6300 Travel	-	-	-	-
111	FC_B35 Restr	A_B6400 Supplies	-	-	-	-
112	Expendable Non Op	A_B6450 Utilities	-	-	-	-
113		A_B6500 Repairs & Maintenance	-	-	-	-
114		A_B6550 Rentals & Leases	-	-	-	-
115		A_B6575 Interest Expense	-	-	-	-
116		A_B6600 Claims & Judgements	-	-	-	-
117		A_B6650 Other Expense	-	-	-	-
118		A_B6700 Subcontracts	-	-	-	-
119		A_B6900 Depreciation & Amortization	-	-	-	-
120		A_B7000 Capital Expense	-	-	-	-
121		A_B7200 Discontinued Operations	-	-	-	-
122		A_B7500 Other Non Operating Expenses	-	-	-	-
123		A_B7600 Internal Allocations & Sales	-	-	-	-
124		A_B7700 Funding Tranfers	-	-	-	-
125		Total_Expenses Expenses	-	-	-	-
126		Statement of Activities Net Result	-	-	-	-


	A	B	C	D	E	F
1						
2	O_90019: High Altitude Performance Center					
3	Board of Trustees Report					
4	O_90019: High Altitude Performance Center					
5			FY18		FY19	
6	Fund Class - Source	Summary Level Natural Accounts	Budget	Actual through March	Budget	Variance FY18 Budget to FY19 Budget
127		A_B4000 Tuition & Educational Fees	-	-	-	-
128		A_B4100 Sales of Goods & Services	-	-	-	-
129		A_B4300 Grants & Contracts	-	-	-	-
130		A_43501 Federal Appropriations	-	-	-	-
131		A_B4400 Other Operating Revenue	-	-	-	-
132		A_B5000 Non Operating Revenues	-	-	-	-
133		A_B5100 Appropriations	-	-	-	-
134		A_B5300 Gifts	-	-	-	-
135		A_B5500 Investment Income	-	-	-	-
136		A_B5600 Other Non Operating Revenues	-	-	-	-
137		Total_Revenue Revenue	-	-	-	-
138		A_B6000 Salaries, Wages & Benefits	-	-	-	-
139		A_B6200 Services & Fees	-	-	-	-
140		A_B6300 Travel	-	-	-	-
141	FC_B40 Restr	A_B6400 Supplies	-	-	-	-
142	Grants	A_B6450 Utilities	-	-	-	-
143		A_B6500 Repairs & Maintenance	-	-	-	-
144		A_B6550 Rentals & Leases	-	-	-	-
145		A_B6575 Interest Expense	-	-	-	-
146		A_B6600 Claims & Judgements	-	-	-	-
147		A_B6650 Other Expense	-	-	-	-
148		A_B6700 Subcontracts	-	-	-	-
149		A_B6900 Depreciation & Amortization	-	-	-	-
150		A_B7000 Capital Expense	-	-	-	-
151		A_B7200 Discontinued Operations	-	-	-	-
152		A_B7500 Other Non Operating Expenses	-	-	-	-
153		A_B7600 Internal Allocations & Sales	-	-	-	-
154		A_B7700 Funding Tranfers	-	-	-	-
155		Total_Expenses Expenses	-	-	-	-
156		Statement of Activities Net Result	-	-	-	-
157		A_B4000 Tuition & Educational Fees	-	-	-	-
158		A_B4100 Sales of Goods & Services	-	-	-	-
159		A_B4300 Grants & Contracts	-	-	-	-
160		A_43501 Federal Appropriations	-	-	-	-
161		A_B4400 Other Operating Revenue	-	-	-	-
162		A_B5000 Non Operating Revenues	-	-	-	-
163		A_B5100 Appropriations	-	-	-	-
164		A_B5300 Gifts	-	-	-	-
165		A_B5500 Investment Income	-	-	-	-
166		A_B5600 Other Non Operating Revenues	-	-	-	-
167		Total_Revenue Revenue	-	-	-	-
168		A_B6000 Salaries, Wages & Benefits	-	-	-	-
169		A_B6200 Services & Fees	-	-	-	-
170		A_B6300 Travel	-	-	-	-
171	FC_B45 Restr	A_B6400 Supplies	-	-	-	-
172	Govt Funds	A_B6450 Utilities	-	-	-	-
173		A_B6500 Repairs & Maintenance	-	-	-	-
174		A_B6550 Rentals & Leases	-	-	-	-
175		A_B6575 Interest Expense	-	-	-	-
176		A_B6600 Claims & Judgements	-	-	-	-
177		A_B6650 Other Expense	-	-	-	-
178		A_B6700 Subcontracts	-	-	-	-
179		A_B6900 Depreciation & Amortization	-	-	-	-
180		A_B7000 Capital Expense	-	-	-	-
181		A_B7200 Discontinued Operations	-	-	-	-
182		A_B7500 Other Non Operating Expenses	-	-	-	-
183		A_B7600 Internal Allocations & Sales	-	-	-	-
184		A_B7700 Funding Tranfers	-	-	-	-
185		Total_Expenses Expenses	-	-	-	-
186		Statement of Activities Net Result	-	-	-	-


	A	B	C	D	E	F	
1							
2	O_90020: Game Management						
3	Board of Trustees Report						
4	O_90020: Game Management						
5			FY18		FY19		
6	Fund Class - Source	Summary Level Natural Accounts	Budget	Actual through March	Budget	Variance FY18 Budget to FY19 Budget	
7	FC_105 Unrestricted Operating Class	A_B4000 Tuition & Educational Fees	-	-	-	-	
8		A_B4100 Sales of Goods & Services	-	-	-	-	
9		A_B4300 Grants & Contracts	-	-	-	-	
10		A_43501 Federal Appropriations	-	-	-	-	
11		A_B4400 Other Operating Revenue	-	-	-	-	
12		A_B5000 Non Operating Revenues	-	-	-	-	
13		A_B5100 Appropriations	-	-	-	-	
14		A_B5300 Gifts	-	-	-	-	
15		A_B5500 Investment Income	-	-	-	-	
16		A_B5600 Other Non Operating Revenues	-	-	-	-	
17			Total_Revenue Revenue	-	-	-	-
18			A_B6000 Salaries, Wages & Benefits	213,818	177,284	210,751	(3,068)
19			A_B6200 Services & Fees	949,190	789,254	930,740	(18,450)
20			A_B6300 Travel	-	37,304	-	-
21			A_B6400 Supplies	81,500	13,151	50,000	(31,500)
22			A_B6450 Utilities	-	4,240	-	-
23			A_B6500 Repairs & Maintenance	20,250	32,234	20,250	-
24			A_B6550 Rentals & Leases	10,000	66,112	10,000	-
25			A_B6575 Interest Expense	-	-	-	-
26			A_B6600 Claims & Judgements	-	-	-	-
27			A_B6650 Other Expense	960	9,068	960	-
28			A_B6700 Subcontracts	-	-	-	-
29			A_B6900 Depreciation & Amortization	-	-	-	-
30			A_B7000 Capital Expense	-	-	-	-
31			A_B7200 Discontinued Operations	-	-	-	-
32			A_B7500 Other Non Operating Expenses	-	-	-	-
33			A_B7600 Internal Allocations & Sales	-	104,778	25,000	25,000
34			A_B7700 Funding Tranfers	-	-	-	-
35			Total_Expenses Expenses	1,275,718	1,233,424	1,247,701	(28,018)
36			Statement of Activities Net Result	1,275,718	1,233,424	1,247,701	(28,018)
37		FC_B20 Designated Op	A_B4000 Tuition & Educational Fees	-	-	-	-
38			A_B4100 Sales of Goods & Services	-	-	-	-
39			A_B4300 Grants & Contracts	-	-	-	-
40			A_43501 Federal Appropriations	-	-	-	-
41			A_B4400 Other Operating Revenue	-	-	-	-
42			A_B5000 Non Operating Revenues	-	-	-	-
43	A_B5100 Appropriations		-	-	-	-	
44	A_B5300 Gifts		-	-	-	-	
45	A_B5500 Investment Income		-	-	-	-	
46	A_B5600 Other Non Operating Revenues		-	-	-	-	
47			Total_Revenue Revenue	-	-	-	-
48			A_B6000 Salaries, Wages & Benefits	-	-	-	-
49			A_B6200 Services & Fees	-	-	-	-
50			A_B6300 Travel	-	-	-	-
51			A_B6400 Supplies	-	-	-	-
52			A_B6450 Utilities	-	-	-	-
53			A_B6500 Repairs & Maintenance	-	-	-	-
54			A_B6550 Rentals & Leases	-	-	-	-
55			A_B6575 Interest Expense	-	-	-	-
56			A_B6600 Claims & Judgements	-	-	-	-
57			A_B6650 Other Expense	-	-	-	-
58			A_B6700 Subcontracts	-	-	-	-
59			A_B6900 Depreciation & Amortization	-	-	-	-
60			A_B7000 Capital Expense	-	-	-	-
61			A_B7200 Discontinued Operations	-	-	-	-
62			A_B7500 Other Non Operating Expenses	-	-	-	-
63			A_B7600 Internal Allocations & Sales	-	-	-	-
64			A_B7700 Funding Tranfers	-	-	-	-
65			Total_Expenses Expenses	-	-	-	-
66			Statement of Activities Net Result	-	-	-	-


	A	B	C	D	E	F
1						
2	O_90020: Game Management					
3	Board of Trustees Report					
4	O_90020: Game Management					
5			FY18		FY19	
6	Fund Class - Source	Summary Level Natural Accounts	Budget	Actual through March	Budget	Variance FY18 Budget to FY19 Budget
67		A_B4000 Tuition & Educational Fees	-	-	-	-
68		A_B4100 Sales of Goods & Services	-	-	-	-
69		A_B4300 Grants & Contracts	-	-	-	-
70		A_43501 Federal Appropriations	-	-	-	-
71		A_B4400 Other Operating Revenue	-	-	-	-
72		A_B5000 Non Operating Revenues	-	-	-	-
73		A_B5100 Appropriations	-	-	-	-
74		A_B5300 Gifts	-	-	-	-
75		A_B5500 Investment Income	-	-	-	-
76		A_B5600 Other Non Operating Revenues	-	-	-	-
77		Total_Revenue Revenue	-	-	-	-
78		A_B6000 Salaries, Wages & Benefits	-	-	-	-
79		A_B6200 Services & Fees	-	-	-	-
80		A_B6300 Travel	-	-	-	-
81	FC_B30 Restr	A_B6400 Supplies	-	-	-	-
82	Expendable Op	A_B6450 Utilities	-	-	-	-
83		A_B6500 Repairs & Maintenance	-	-	-	-
84		A_B6550 Rentals & Leases	-	-	-	-
85		A_B6575 Interest Expense	-	-	-	-
86		A_B6600 Claims & Judgements	-	-	-	-
87		A_B6650 Other Expense	-	-	-	-
88		A_B6700 Subcontracts	-	-	-	-
89		A_B6900 Depreciation & Amortization	-	-	-	-
90		A_B7000 Capital Expense	-	-	-	-
91		A_B7200 Discontinued Operations	-	-	-	-
92		A_B7500 Other Non Operating Expenses	-	-	-	-
93		A_B7600 Internal Allocations & Sales	-	-	-	-
94		A_B7700 Funding Tranfers	-	-	-	-
95		Total_Expenses Expenses	-	-	-	-
96		Statement of Activities Net Result	-	-	-	-
97		A_B4000 Tuition & Educational Fees	-	-	-	-
98		A_B4100 Sales of Goods & Services	-	-	-	-
99		A_B4300 Grants & Contracts	-	-	-	-
100		A_43501 Federal Appropriations	-	-	-	-
101		A_B4400 Other Operating Revenue	-	-	-	-
102		A_B5000 Non Operating Revenues	-	-	-	-
103		A_B5100 Appropriations	-	-	-	-
104		A_B5300 Gifts	-	-	-	-
105		A_B5500 Investment Income	-	-	-	-
106		A_B5600 Other Non Operating Revenues	-	-	-	-
107		Total_Revenue Revenue	-	-	-	-
108		A_B6000 Salaries, Wages & Benefits	-	-	-	-
109		A_B6200 Services & Fees	-	-	-	-
110		A_B6300 Travel	-	-	-	-
111	FC_B35 Restr	A_B6400 Supplies	-	-	-	-
112	Expendable Non Op	A_B6450 Utilities	-	-	-	-
113		A_B6500 Repairs & Maintenance	-	-	-	-
114		A_B6550 Rentals & Leases	-	-	-	-
115		A_B6575 Interest Expense	-	-	-	-
116		A_B6600 Claims & Judgements	-	-	-	-
117		A_B6650 Other Expense	-	-	-	-
118		A_B6700 Subcontracts	-	-	-	-
119		A_B6900 Depreciation & Amortization	-	-	-	-
120		A_B7000 Capital Expense	-	-	-	-
121		A_B7200 Discontinued Operations	-	-	-	-
122		A_B7500 Other Non Operating Expenses	-	-	-	-
123		A_B7600 Internal Allocations & Sales	-	-	-	-
124		A_B7700 Funding Tranfers	-	-	-	-
125		Total_Expenses Expenses	-	-	-	-
126		Statement of Activities Net Result	-	-	-	-


	A	B	C	D	E	F
1						
2	O_90020: Game Management					
3	Board of Trustees Report					
4	O_90020: Game Management					
5			FY18		FY19	
6	Fund Class - Source	Summary Level Natural Accounts	Budget	Actual through March	Budget	Variance FY18 Budget to FY19 Budget
127		A_B4000 Tuition & Educational Fees	-	-	-	-
128		A_B4100 Sales of Goods & Services	-	-	-	-
129		A_B4300 Grants & Contracts	-	-	-	-
130		A_43501 Federal Appropriations	-	-	-	-
131		A_B4400 Other Operating Revenue	-	-	-	-
132		A_B5000 Non Operating Revenues	-	-	-	-
133		A_B5100 Appropriations	-	-	-	-
134		A_B5300 Gifts	-	-	-	-
135		A_B5500 Investment Income	-	-	-	-
136		A_B5600 Other Non Operating Revenues	-	-	-	-
137		Total_Revenue Revenue	-	-	-	-
138		A_B6000 Salaries, Wages & Benefits	-	-	-	-
139		A_B6200 Services & Fees	-	-	-	-
140		A_B6300 Travel	-	-	-	-
141	FC_B40 Restr	A_B6400 Supplies	-	-	-	-
142	Grants	A_B6450 Utilities	-	-	-	-
143		A_B6500 Repairs & Maintenance	-	-	-	-
144		A_B6550 Rentals & Leases	-	-	-	-
145		A_B6575 Interest Expense	-	-	-	-
146		A_B6600 Claims & Judgements	-	-	-	-
147		A_B6650 Other Expense	-	-	-	-
148		A_B6700 Subcontracts	-	-	-	-
149		A_B6900 Depreciation & Amortization	-	-	-	-
150		A_B7000 Capital Expense	-	-	-	-
151		A_B7200 Discontinued Operations	-	-	-	-
152		A_B7500 Other Non Operating Expenses	-	-	-	-
153		A_B7600 Internal Allocations & Sales	-	-	-	-
154		A_B7700 Funding Tranfers	-	-	-	-
155		Total_Expenses Expenses	-	-	-	-
156		Statement of Activities Net Result	-	-	-	-
157		A_B4000 Tuition & Educational Fees	-	-	-	-
158		A_B4100 Sales of Goods & Services	-	-	-	-
159		A_B4300 Grants & Contracts	-	-	-	-
160		A_43501 Federal Appropriations	-	-	-	-
161		A_B4400 Other Operating Revenue	-	-	-	-
162		A_B5000 Non Operating Revenues	-	-	-	-
163		A_B5100 Appropriations	-	-	-	-
164		A_B5300 Gifts	-	-	-	-
165		A_B5500 Investment Income	-	-	-	-
166		A_B5600 Other Non Operating Revenues	-	-	-	-
167		Total_Revenue Revenue	-	-	-	-
168		A_B6000 Salaries, Wages & Benefits	-	-	-	-
169		A_B6200 Services & Fees	-	-	-	-
170		A_B6300 Travel	-	-	-	-
171	FC_B45 Restr	A_B6400 Supplies	-	-	-	-
172	Govt Funds	A_B6450 Utilities	-	-	-	-
173		A_B6500 Repairs & Maintenance	-	-	-	-
174		A_B6550 Rentals & Leases	-	-	-	-
175		A_B6575 Interest Expense	-	-	-	-
176		A_B6600 Claims & Judgements	-	-	-	-
177		A_B6650 Other Expense	-	-	-	-
178		A_B6700 Subcontracts	-	-	-	-
179		A_B6900 Depreciation & Amortization	-	-	-	-
180		A_B7000 Capital Expense	-	-	-	-
181		A_B7200 Discontinued Operations	-	-	-	-
182		A_B7500 Other Non Operating Expenses	-	-	-	-
183		A_B7600 Internal Allocations & Sales	-	-	-	-
184		A_B7700 Funding Tranfers	-	-	-	-
185		Total_Expenses Expenses	-	-	-	-
186		Statement of Activities Net Result	-	-	-	-


	A	B	C	D	E	F	
1							
2	O_90101: Cowboy Joe Club						
3	Board of Trustees Report						
4	O_90101: Cowboy Joe Club						
5				FY18	FY19		
6	Fund Class - Source	Summary Level Natural Accounts	Budget	Actual through March	Budget	Variance FY18 Budget to FY19 Budget	
7	FC_105 Unrestricted Operating Class	A_B4000 Tuition & Educational Fees	-	39,717	-	-	
8		A_B4100 Sales of Goods & Services	-	-	-	-	
9		A_B4300 Grants & Contracts	-	-	-	-	
10		A_43501 Federal Appropriations	-	-	-	-	
11		A_B4400 Other Operating Revenue	-	-	-	-	
12		A_B5000 Non Operating Revenues	-	-	-	-	
13		A_B5100 Appropriations	-	-	-	-	
14		A_B5300 Gifts	-	(404,185)	-	-	
15		A_B5500 Investment Income	-	-	-	-	
16		A_B5600 Other Non Operating Revenues	-	-	-	-	
17			Total Revenue Revenue	-	(364,468)	-	-
18			A_B6000 Salaries, Wages & Benefits	-	1,797	-	-
19			A_B6200 Services & Fees	-	11,162	-	-
20			A_B6300 Travel	-	488	-	-
21			A_B6400 Supplies	-	9,040	-	-
22			A_B6450 Utilities	-	-	-	-
23			A_B6500 Repairs & Maintenance	-	-	-	-
24			A_B6550 Rentals & Leases	-	-	-	-
25			A_B6575 Interest Expense	-	-	-	-
26			A_B6600 Claims & Judgements	-	-	-	-
27			A_B6650 Other Expense	-	9,063	-	-
28			A_B6700 Subcontracts	-	-	-	-
29			A_B6900 Depreciation & Amortization	-	-	-	-
30			A_B7000 Capital Expense	-	-	-	-
31			A_B7200 Discontinued Operations	-	-	-	-
32			A_B7500 Other Non Operating Expenses	-	-	-	-
33			A_B7600 Internal Allocations & Sales	-	32,284	-	-
34			A_B7700 Funding Transfers	-	790	-	-
35			Total Expenses Expenses	-	64,624	-	-
36			Statement of Activities Net Result	-	(299,845)	-	-
37		FC_B20 Designated Op	A_B4000 Tuition & Educational Fees	-	-	-	-
38			A_B4100 Sales of Goods & Services	-	-	-	-
39			A_B4300 Grants & Contracts	-	-	-	-
40			A_43501 Federal Appropriations	-	-	-	-
41			A_B4400 Other Operating Revenue	-	-	-	-
42			A_B5000 Non Operating Revenues	-	-	-	-
43	A_B5100 Appropriations		-	-	-	-	
44	A_B5300 Gifts		-	-	-	-	
45	A_B5500 Investment Income		-	-	-	-	
46	A_B5600 Other Non Operating Revenues		-	-	-	-	
47			Total Revenue Revenue	-	-	-	-
48			A_B6000 Salaries, Wages & Benefits	-	-	-	-
49			A_B6200 Services & Fees	-	-	-	-
50			A_B6300 Travel	-	-	-	-
51			A_B6400 Supplies	-	-	-	-
52			A_B6450 Utilities	-	-	-	-
53			A_B6500 Repairs & Maintenance	-	-	-	-
54			A_B6550 Rentals & Leases	-	-	-	-
55			A_B6575 Interest Expense	-	-	-	-
56			A_B6600 Claims & Judgements	-	-	-	-
57			A_B6650 Other Expense	-	-	-	-
58			A_B6700 Subcontracts	-	-	-	-
59			A_B6900 Depreciation & Amortization	-	-	-	-
60			A_B7000 Capital Expense	-	-	-	-
61			A_B7200 Discontinued Operations	-	-	-	-
62			A_B7500 Other Non Operating Expenses	-	-	-	-
63			A_B7600 Internal Allocations & Sales	-	-	-	-
64			A_B7700 Funding Transfers	-	-	-	-
65			Total Expenses Expenses	-	-	-	-
66			Statement of Activities Net Result	-	-	-	-


	A	B	C	D	E	F
1						
2	O_90101: Cowboy Joe Club					
3	Board of Trustees Report					
4	O_90101: Cowboy Joe Club					
5				FY18	FY19	
6	Fund Class - Source	Summary Level Natural Accounts	Budget	Actual through March	Budget	Variance FY18 Budget to FY19 Budget
67		A_B4000 Tuition & Educational Fees	-	43,386	196,179	196,179
68		A_B4100 Sales of Goods & Services	-	-	-	-
69		A_B4300 Grants & Contracts	-	-	-	-
70		A_43501 Federal Appropriations	-	-	-	-
71		A_B4400 Other Operating Revenue	-	-	-	-
72		A_B5000 Non Operating Revenues	-	-	-	-
73		A_B5100 Appropriations	-	-	-	-
74		A_B5300 Gifts	-	(5,785)	(320,475)	(320,475)
75		A_B5500 Investment Income	-	-	-	-
76		A_B5600 Other Non Operating Revenues	-	-	-	-
77		Total_Revenue Revenue	-	37,601	(124,296)	(124,296)
78		A_B6000 Salaries, Wages & Benefits	-	572,548	830,460	830,460
79		A_B6200 Services & Fees	-	-	-	-
80		A_B6300 Travel	-	-	-	-
81	FC_B30 Restr Expendable Op	A_B6400 Supplies	-	-	-	-
82		A_B6450 Utilities	-	-	-	-
83		A_B6500 Repairs & Maintenance	-	-	-	-
84		A_B6550 Rentals & Leases	-	-	-	-
85		A_B6575 Interest Expense	-	-	-	-
86		A_B6600 Claims & Judgements	-	-	-	-
87		A_B6650 Other Expense	-	-	-	-
88		A_B6700 Subcontracts	-	-	-	-
89		A_B6900 Depreciation & Amortization	-	-	-	-
90		A_B7000 Capital Expense	-	-	-	-
91		A_B7200 Discontinued Operations	-	-	-	-
92		A_B7500 Other Non Operating Expenses	-	-	-	-
93		A_B7600 Internal Allocations & Sales	-	2,695	-	-
94		A_B7700 Funding Tranfers	-	-	(706,164)	(706,164)
95			Total_Expenses Expenses	-	575,243	124,296
96		Statement of Activities Net Result	-	612,844	-	-
97		A_B4000 Tuition & Educational Fees	-	-	-	-
98		A_B4100 Sales of Goods & Services	-	-	-	-
99		A_B4300 Grants & Contracts	-	-	-	-
100		A_43501 Federal Appropriations	-	-	-	-
101		A_B4400 Other Operating Revenue	-	-	-	-
102		A_B5000 Non Operating Revenues	-	-	-	-
103		A_B5100 Appropriations	-	-	-	-
104		A_B5300 Gifts	-	-	-	-
105		A_B5500 Investment Income	-	-	-	-
106		A_B5600 Other Non Operating Revenues	-	-	-	-
107		Total_Revenue Revenue	-	-	-	-
108		A_B6000 Salaries, Wages & Benefits	-	-	-	-
109		A_B6200 Services & Fees	-	-	-	-
110		A_B6300 Travel	-	-	-	-
111	FC_B35 Restr Expendable Non Op	A_B6400 Supplies	-	-	-	-
112		A_B6450 Utilities	-	-	-	-
113		A_B6500 Repairs & Maintenance	-	-	-	-
114		A_B6550 Rentals & Leases	-	-	-	-
115		A_B6575 Interest Expense	-	-	-	-
116		A_B6600 Claims & Judgements	-	-	-	-
117		A_B6650 Other Expense	-	-	-	-
118		A_B6700 Subcontracts	-	-	-	-
119		A_B6900 Depreciation & Amortization	-	-	-	-
120		A_B7000 Capital Expense	-	-	-	-
121		A_B7200 Discontinued Operations	-	-	-	-
122		A_B7500 Other Non Operating Expenses	-	-	-	-
123		A_B7600 Internal Allocations & Sales	-	-	-	-
124		A_B7700 Funding Tranfers	-	-	-	-
125			Total_Expenses Expenses	-	-	-
126		Statement of Activities Net Result	-	-	-	-


	A	B	C	D	E	F
1						
2	O_90101: Cowboy Joe Club					
3	Board of Trustees Report					
4	O_90101: Cowboy Joe Club					
5			FY18		FY19	
6	Fund Class - Source	Summary Level Natural Accounts	Budget	Actual through March	Budget	Variance FY18 Budget to FY19 Budget
127		A_B4000 Tuition & Educational Fees	-	-	-	-
128		A_B4100 Sales of Goods & Services	-	-	-	-
129		A_B4300 Grants & Contracts	-	-	-	-
130		A_43501 Federal Appropriations	-	-	-	-
131		A_B4400 Other Operating Revenue	-	-	-	-
132		A_B5000 Non Operating Revenues	-	-	-	-
133		A_B5100 Appropriations	-	-	-	-
134		A_B5300 Gifts	-	-	-	-
135		A_B5500 Investment Income	-	-	-	-
136		A_B5600 Other Non Operating Revenues	-	-	-	-
137		Total_Revenue Revenue	-	-	-	-
138		A_B6000 Salaries, Wages & Benefits	-	-	-	-
139		A_B6200 Services & Fees	-	-	-	-
140		A_B6300 Travel	-	-	-	-
141	FC_B40 Restr	A_B6400 Supplies	-	-	-	-
142	Grants	A_B6450 Utilities	-	-	-	-
143		A_B6500 Repairs & Maintenance	-	-	-	-
144		A_B6550 Rentals & Leases	-	-	-	-
145		A_B6575 Interest Expense	-	-	-	-
146		A_B6600 Claims & Judgements	-	-	-	-
147		A_B6650 Other Expense	-	-	-	-
148		A_B6700 Subcontracts	-	-	-	-
149		A_B6900 Depreciation & Amortization	-	-	-	-
150		A_B7000 Capital Expense	-	-	-	-
151		A_B7200 Discontinued Operations	-	-	-	-
152		A_B7500 Other Non Operating Expenses	-	-	-	-
153		A_B7600 Internal Allocations & Sales	-	-	-	-
154		A_B7700 Funding Tranfers	-	-	-	-
155		Total_Expenses Expenses	-	-	-	-
156		Statement of Activities Net Result	-	-	-	-
157		A_B4000 Tuition & Educational Fees	-	-	-	-
158		A_B4100 Sales of Goods & Services	-	-	-	-
159		A_B4300 Grants & Contracts	-	-	-	-
160		A_43501 Federal Appropriations	-	-	-	-
161		A_B4400 Other Operating Revenue	-	-	-	-
162		A_B5000 Non Operating Revenues	-	-	-	-
163		A_B5100 Appropriations	-	-	-	-
164		A_B5300 Gifts	-	-	-	-
165		A_B5500 Investment Income	-	-	-	-
166		A_B5600 Other Non Operating Revenues	-	-	-	-
167		Total_Revenue Revenue	-	-	-	-
168		A_B6000 Salaries, Wages & Benefits	-	-	-	-
169		A_B6200 Services & Fees	-	-	-	-
170		A_B6300 Travel	-	-	-	-
171	FC_B45 Restr	A_B6400 Supplies	-	-	-	-
172	Govt Funds	A_B6450 Utilities	-	-	-	-
173		A_B6500 Repairs & Maintenance	-	-	-	-
174		A_B6550 Rentals & Leases	-	-	-	-
175		A_B6575 Interest Expense	-	-	-	-
176		A_B6600 Claims & Judgements	-	-	-	-
177		A_B6650 Other Expense	-	-	-	-
178		A_B6700 Subcontracts	-	-	-	-
179		A_B6900 Depreciation & Amortization	-	-	-	-
180		A_B7000 Capital Expense	-	-	-	-
181		A_B7200 Discontinued Operations	-	-	-	-
182		A_B7500 Other Non Operating Expenses	-	-	-	-
183		A_B7600 Internal Allocations & Sales	-	-	-	-
184		A_B7700 Funding Tranfers	-	-	-	-
185		Total_Expenses Expenses	-	-	-	-
186		Statement of Activities Net Result	-	-	-	-


	A	B	C	D	E	F	
1							
2	O_90201: Mens Basketball						
3	Board of Trustees Report						
4	O_90201: Mens Basketball						
5			FY18		FY19		
6	Fund Class - Source	Summary Level Natural Accounts	Budget	Actual through March	Budget	Variance FY18 Budget to FY19 Budget	
7	FC_105 Unrestricted Operating Class	A_B4000 Tuition & Educational Fees	57,866	288,305	339,581	281,715	
8		A_B4100 Sales of Goods & Services	-	-	-	-	
9		A_B4300 Grants & Contracts	-	-	-	-	
10		A_43501 Federal Appropriations	-	-	-	-	
11		A_B4400 Other Operating Revenue	-	(477)	-	-	
12		A_B5000 Non Operating Revenues	-	-	-	-	
13		A_B5100 Appropriations	-	-	-	-	
14		A_B5300 Gifts	-	-	-	-	
15		A_B5500 Investment Income	-	-	-	-	
16		A_B5600 Other Non Operating Revenues	-	-	-	-	
17			Total_Revenue Revenue	57,866	287,828	339,581	281,715
18			A_B6000 Salaries, Wages & Benefits	1,567,775	1,149,184	1,559,271	(8,504)
19			A_B6200 Services & Fees	6,000	179,308	358,500	352,500
20			A_B6300 Travel	503,500	234,224	188,240	(315,260)
21			A_B6400 Supplies	57,500	54,544	66,260	8,760
22			A_B6450 Utilities	-	256	-	-
23			A_B6500 Repairs & Maintenance	950	-	950	-
24			A_B6550 Rentals & Leases	-	-	-	-
25			A_B6575 Interest Expense	-	-	-	-
26			A_B6600 Claims & Judgements	-	-	-	-
27			A_B6650 Other Expense	257,200	342,583	380,700	123,500
28			A_B6700 Subcontracts	-	-	-	-
29			A_B6900 Depreciation & Amortization	-	-	-	-
30			A_B7000 Capital Expense	-	-	-	-
31			A_B7200 Discontinued Operations	-	-	-	-
32			A_B7500 Other Non Operating Expenses	-	-	-	-
33			A_B7600 Internal Allocations & Sales	-	4,147	6,000	6,000
34			A_B7700 Funding Tranfers	-	-	-	-
35			Total_Expenses Expenses	2,392,925	1,964,247	2,559,921	166,996
36			Statement of Activities Net Result	2,450,791	2,252,075	2,899,502	448,711
37		FC_B20 Designated Op	A_B4000 Tuition & Educational Fees	-	-	-	-
38			A_B4100 Sales of Goods & Services	-	-	-	-
39			A_B4300 Grants & Contracts	-	-	-	-
40			A_43501 Federal Appropriations	-	-	-	-
41			A_B4400 Other Operating Revenue	-	-	-	-
42			A_B5000 Non Operating Revenues	-	-	-	-
43	A_B5100 Appropriations		-	-	-	-	
44	A_B5300 Gifts		-	-	-	-	
45	A_B5500 Investment Income		-	-	-	-	
46	A_B5600 Other Non Operating Revenues		-	-	-	-	
47			Total_Revenue Revenue	-	-	-	-
48			A_B6000 Salaries, Wages & Benefits	-	-	-	-
49			A_B6200 Services & Fees	-	-	-	-
50			A_B6300 Travel	-	-	-	-
51			A_B6400 Supplies	-	-	-	-
52			A_B6450 Utilities	-	-	-	-
53			A_B6500 Repairs & Maintenance	-	-	-	-
54			A_B6550 Rentals & Leases	-	-	-	-
55			A_B6575 Interest Expense	-	-	-	-
56			A_B6600 Claims & Judgements	-	-	-	-
57			A_B6650 Other Expense	-	-	-	-
58			A_B6700 Subcontracts	-	-	-	-
59			A_B6900 Depreciation & Amortization	-	-	-	-
60			A_B7000 Capital Expense	-	-	-	-
61			A_B7200 Discontinued Operations	-	-	-	-
62			A_B7500 Other Non Operating Expenses	-	-	-	-
63			A_B7600 Internal Allocations & Sales	-	-	-	-
64			A_B7700 Funding Tranfers	-	-	-	-
65			Total_Expenses Expenses	-	-	-	-
66			Statement of Activities Net Result	-	-	-	-


	A	B	C	D	E	F
1						
2	O_90201: Mens Basketball					
3	Board of Trustees Report					
4	O_90201: Mens Basketball					
5			FY18		FY19	
6	Fund Class - Source	Summary Level Natural Accounts	Budget	Actual through March	Budget	Variance FY18 Budget to FY19 Budget
67		A_B4000 Tuition & Educational Fees	-	1,000	-	-
68		A_B4100 Sales of Goods & Services	-	-	-	-
69		A_B4300 Grants & Contracts	-	-	-	-
70		A_43501 Federal Appropriations	-	-	-	-
71		A_B4400 Other Operating Revenue	-	-	-	-
72		A_B5000 Non Operating Revenues	-	-	-	-
73		A_B5100 Appropriations	-	-	-	-
74		A_B5300 Gifts	-	-	-	-
75		A_B5500 Investment Income	-	-	-	-
76		A_B5600 Other Non Operating Revenues	-	-	-	-
77		Total Revenue Revenue	-	1,000	-	-
78		A_B6000 Salaries, Wages & Benefits	-	-	-	-
79		A_B6200 Services & Fees	-	-	-	-
80		A_B6300 Travel	-	-	-	-
81	FC_B30 Restr	A_B6400 Supplies	-	-	-	-
82	Expendable Op	A_B6450 Utilities	-	-	-	-
83		A_B6500 Repairs & Maintenance	-	-	-	-
84		A_B6550 Rentals & Leases	-	-	-	-
85		A_B6575 Interest Expense	-	-	-	-
86		A_B6600 Claims & Judgements	-	-	-	-
87		A_B6650 Other Expense	-	-	-	-
88		A_B6700 Subcontracts	-	-	-	-
89		A_B6900 Depreciation & Amortization	-	-	-	-
90		A_B7000 Capital Expense	-	-	-	-
91		A_B7200 Discontinued Operations	-	-	-	-
92		A_B7500 Other Non Operating Expenses	-	-	-	-
93		A_B7600 Internal Allocations & Sales	-	-	-	-
94		A_B7700 Funding Tranfers	-	-	-	-
95		Total Expenses Expenses	-	-	-	-
96		Statement of Activities Net Result	-	1,000	-	-
97		A_B4000 Tuition & Educational Fees	-	-	-	-
98		A_B4100 Sales of Goods & Services	-	-	-	-
99		A_B4300 Grants & Contracts	-	-	-	-
100		A_43501 Federal Appropriations	-	-	-	-
101		A_B4400 Other Operating Revenue	-	-	-	-
102		A_B5000 Non Operating Revenues	-	-	-	-
103		A_B5100 Appropriations	-	-	-	-
104		A_B5300 Gifts	-	-	-	-
105		A_B5500 Investment Income	-	-	-	-
106		A_B5600 Other Non Operating Revenues	-	-	-	-
107		Total Revenue Revenue	-	-	-	-
108		A_B6000 Salaries, Wages & Benefits	-	-	-	-
109		A_B6200 Services & Fees	-	-	-	-
110		A_B6300 Travel	-	-	-	-
111	FC_B35 Restr	A_B6400 Supplies	-	-	-	-
112	Expendable Non Op	A_B6450 Utilities	-	-	-	-
113		A_B6500 Repairs & Maintenance	-	-	-	-
114		A_B6550 Rentals & Leases	-	-	-	-
115		A_B6575 Interest Expense	-	-	-	-
116		A_B6600 Claims & Judgements	-	-	-	-
117		A_B6650 Other Expense	-	-	-	-
118		A_B6700 Subcontracts	-	-	-	-
119		A_B6900 Depreciation & Amortization	-	-	-	-
120		A_B7000 Capital Expense	-	-	-	-
121		A_B7200 Discontinued Operations	-	-	-	-
122		A_B7500 Other Non Operating Expenses	-	-	-	-
123		A_B7600 Internal Allocations & Sales	-	-	-	-
124		A_B7700 Funding Tranfers	-	-	-	-
125		Total Expenses Expenses	-	-	-	-
126		Statement of Activities Net Result	-	-	-	-


	A	B	C	D	E	F
1						
2	O_90201: Mens Basketball					
3	Board of Trustees Report					
4	O_90201: Mens Basketball					
5			FY18		FY19	
6	Fund Class - Source	Summary Level Natural Accounts	Budget	Actual through March	Budget	Variance FY18 Budget to FY19 Budget
127		A_B4000 Tuition & Educational Fees	-	-	-	-
128		A_B4100 Sales of Goods & Services	-	-	-	-
129		A_B4300 Grants & Contracts	-	-	-	-
130		A_43501 Federal Appropriations	-	-	-	-
131		A_B4400 Other Operating Revenue	-	-	-	-
132		A_B5000 Non Operating Revenues	-	-	-	-
133		A_B5100 Appropriations	-	-	-	-
134		A_B5300 Gifts	-	-	-	-
135		A_B5500 Investment Income	-	-	-	-
136		A_B5600 Other Non Operating Revenues	-	-	-	-
137		Total_Revenue Revenue	-	-	-	-
138		A_B6000 Salaries, Wages & Benefits	-	-	-	-
139		A_B6200 Services & Fees	-	-	-	-
140		A_B6300 Travel	-	-	-	-
141	FC_B40 Restr	A_B6400 Supplies	-	-	-	-
142	Grants	A_B6450 Utilities	-	-	-	-
143		A_B6500 Repairs & Maintenance	-	-	-	-
144		A_B6550 Rentals & Leases	-	-	-	-
145		A_B6575 Interest Expense	-	-	-	-
146		A_B6600 Claims & Judgements	-	-	-	-
147		A_B6650 Other Expense	-	-	-	-
148		A_B6700 Subcontracts	-	-	-	-
149		A_B6900 Depreciation & Amortization	-	-	-	-
150		A_B7000 Capital Expense	-	-	-	-
151		A_B7200 Discontinued Operations	-	-	-	-
152		A_B7500 Other Non Operating Expenses	-	-	-	-
153		A_B7600 Internal Allocations & Sales	-	-	-	-
154		A_B7700 Funding Tranfers	-	-	-	-
155		Total_Expenses Expenses	-	-	-	-
156		Statement of Activities Net Result	-	-	-	-
157		A_B4000 Tuition & Educational Fees	-	-	-	-
158		A_B4100 Sales of Goods & Services	-	-	-	-
159		A_B4300 Grants & Contracts	-	-	-	-
160		A_43501 Federal Appropriations	-	-	-	-
161		A_B4400 Other Operating Revenue	-	-	-	-
162		A_B5000 Non Operating Revenues	-	-	-	-
163		A_B5100 Appropriations	-	-	-	-
164		A_B5300 Gifts	-	-	-	-
165		A_B5500 Investment Income	-	-	-	-
166		A_B5600 Other Non Operating Revenues	-	-	-	-
167		Total_Revenue Revenue	-	-	-	-
168		A_B6000 Salaries, Wages & Benefits	-	-	-	-
169		A_B6200 Services & Fees	-	-	-	-
170		A_B6300 Travel	-	-	-	-
171	FC_B45 Restr	A_B6400 Supplies	-	-	-	-
172	Govt Funds	A_B6450 Utilities	-	-	-	-
173		A_B6500 Repairs & Maintenance	-	-	-	-
174		A_B6550 Rentals & Leases	-	-	-	-
175		A_B6575 Interest Expense	-	-	-	-
176		A_B6600 Claims & Judgements	-	-	-	-
177		A_B6650 Other Expense	-	-	-	-
178		A_B6700 Subcontracts	-	-	-	-
179		A_B6900 Depreciation & Amortization	-	-	-	-
180		A_B7000 Capital Expense	-	-	-	-
181		A_B7200 Discontinued Operations	-	-	-	-
182		A_B7500 Other Non Operating Expenses	-	-	-	-
183		A_B7600 Internal Allocations & Sales	-	-	-	-
184		A_B7700 Funding Tranfers	-	-	-	-
185		Total_Expenses Expenses	-	-	-	-
186		Statement of Activities Net Result	-	-	-	-

	A	B	C	D	E	F	
1							
2	O_90202: Mens Football						
3	Board of Trustees Report						
4	O_90202: Mens Football						
5			FY18		FY19		
6	Fund Class - Source	Summary Level Natural Accounts	Budget	Actual through March	Budget	Variance FY18 Budget to FY19 Budget	
7	FC_105 Unrestricted Operating Class	A_B4000 Tuition & Educational Fees	539,330	1,996,238	2,276,040	1,736,710	
8		A_B4100 Sales of Goods & Services	-	-	-	-	
9		A_B4300 Grants & Contracts	-	-	-	-	
10		A_43501 Federal Appropriations	-	-	-	-	
11		A_B4400 Other Operating Revenue	-	(1,065)	(175,000)	(175,000)	
12		A_B5000 Non Operating Revenues	-	-	-	-	
13		A_B5100 Appropriations	-	-	-	-	
14		A_B5300 Gifts	-	-	-	-	
15		A_B5500 Investment Income	-	-	-	-	
16		A_B5600 Other Non Operating Revenues	-	-	-	-	
17			Total_Revenue Revenue	539,330	1,995,173	2,101,040	1,561,710
18			A_B6000 Salaries, Wages & Benefits	4,757,143	3,529,544	5,162,140	404,997
19			A_B6200 Services & Fees	131,508	360,624	424,100	292,592
20			A_B6300 Travel	1,148,538	769,336	888,615	(259,923)
21			A_B6400 Supplies	369,455	311,202	531,060	161,605
22			A_B6450 Utilities	-	1,494	-	-
23			A_B6500 Repairs & Maintenance	11,500	3,074	11,500	-
24			A_B6550 Rentals & Leases	10,000	19,581	10,000	-
25			A_B6575 Interest Expense	-	-	-	-
26			A_B6600 Claims & Judgements	-	-	-	-
27			A_B6650 Other Expense	958,300	959,825	845,560	(112,740)
28			A_B6700 Subcontracts	-	-	-	-
29			A_B6900 Depreciation & Amortization	-	-	-	-
30			A_B7000 Capital Expense	-	-	-	-
31			A_B7200 Discontinued Operations	-	-	-	-
32			A_B7500 Other Non Operating Expenses	-	-	-	-
33			A_B7600 Internal Allocations & Sales	-	221,919	333,050	333,050
34			A_B7700 Funding Tranfers	-	-	-	-
35			Total_Expenses Expenses	7,386,444	6,176,599	8,206,025	819,581
36			Statement of Activities Net Result	7,925,774	8,171,771	10,307,065	2,381,291
37		FC_B20 Designated Op	A_B4000 Tuition & Educational Fees	-	-	-	-
38			A_B4100 Sales of Goods & Services	-	-	-	-
39			A_B4300 Grants & Contracts	-	-	-	-
40			A_43501 Federal Appropriations	-	-	-	-
41			A_B4400 Other Operating Revenue	-	-	-	-
42			A_B5000 Non Operating Revenues	-	-	-	-
43	A_B5100 Appropriations		-	-	-	-	
44	A_B5300 Gifts		-	-	-	-	
45	A_B5500 Investment Income		-	-	-	-	
46	A_B5600 Other Non Operating Revenues		-	-	-	-	
47			Total_Revenue Revenue	-	-	-	-
48			A_B6000 Salaries, Wages & Benefits	-	-	-	-
49			A_B6200 Services & Fees	-	-	-	-
50			A_B6300 Travel	-	-	-	-
51			A_B6400 Supplies	-	-	-	-
52			A_B6450 Utilities	-	-	-	-
53			A_B6500 Repairs & Maintenance	-	-	-	-
54			A_B6550 Rentals & Leases	-	-	-	-
55			A_B6575 Interest Expense	-	-	-	-
56			A_B6600 Claims & Judgements	-	-	-	-
57			A_B6650 Other Expense	-	-	-	-
58			A_B6700 Subcontracts	-	-	-	-
59			A_B6900 Depreciation & Amortization	-	-	-	-
60			A_B7000 Capital Expense	-	-	-	-
61			A_B7200 Discontinued Operations	-	-	-	-
62			A_B7500 Other Non Operating Expenses	-	-	-	-
63			A_B7600 Internal Allocations & Sales	-	-	-	-
64			A_B7700 Funding Tranfers	-	-	-	-
65			Total_Expenses Expenses	-	-	-	-
66			Statement of Activities Net Result	-	-	-	-


	A	B	C	D	E	F
1						
2	O_90202: Mens Football					
3	Board of Trustees Report					
4	O_90202: Mens Football					
5			FY18		FY19	
6	Fund Class - Source	Summary Level Natural Accounts	Budget	Actual through March	Budget	Variance FY18 Budget to FY19 Budget
67		A_B4000 Tuition & Educational Fees	-	6,950	-	-
68		A_B4100 Sales of Goods & Services	-	-	-	-
69		A_B4300 Grants & Contracts	-	-	-	-
70		A_43501 Federal Appropriations	-	-	-	-
71		A_B4400 Other Operating Revenue	-	-	-	-
72		A_B5000 Non Operating Revenues	-	-	-	-
73		A_B5100 Appropriations	-	-	-	-
74		A_B5300 Gifts	-	-	-	-
75		A_B5500 Investment Income	-	-	-	-
76		A_B5600 Other Non Operating Revenues	-	-	-	-
77		Total Revenue Revenue	-	6,950	-	-
78		A_B6000 Salaries, Wages & Benefits	-	-	-	-
79		A_B6200 Services & Fees	-	-	-	-
80		A_B6300 Travel	-	-	-	-
81	FC_B30 Restr	A_B6400 Supplies	-	-	-	-
82	Expendable Op	A_B6450 Utilities	-	-	-	-
83		A_B6500 Repairs & Maintenance	-	-	-	-
84		A_B6550 Rentals & Leases	-	-	-	-
85		A_B6575 Interest Expense	-	-	-	-
86		A_B6600 Claims & Judgements	-	-	-	-
87		A_B6650 Other Expense	-	-	-	-
88		A_B6700 Subcontracts	-	-	-	-
89		A_B6900 Depreciation & Amortization	-	-	-	-
90		A_B7000 Capital Expense	-	-	-	-
91		A_B7200 Discontinued Operations	-	-	-	-
92		A_B7500 Other Non Operating Expenses	-	-	-	-
93		A_B7600 Internal Allocations & Sales	-	-	-	-
94		A_B7700 Funding Tranfers	-	-	-	-
95		Total Expenses Expenses	-	-	-	-
96		Statement of Activities Net Result	-	6,950	-	-
97		A_B4000 Tuition & Educational Fees	-	-	-	-
98		A_B4100 Sales of Goods & Services	-	-	-	-
99		A_B4300 Grants & Contracts	-	-	-	-
100		A_43501 Federal Appropriations	-	-	-	-
101		A_B4400 Other Operating Revenue	-	-	-	-
102		A_B5000 Non Operating Revenues	-	-	-	-
103		A_B5100 Appropriations	-	-	-	-
104		A_B5300 Gifts	-	-	-	-
105		A_B5500 Investment Income	-	-	-	-
106		A_B5600 Other Non Operating Revenues	-	-	-	-
107		Total Revenue Revenue	-	-	-	-
108		A_B6000 Salaries, Wages & Benefits	-	-	-	-
109		A_B6200 Services & Fees	-	-	-	-
110		A_B6300 Travel	-	-	-	-
111	FC_B35 Restr	A_B6400 Supplies	-	-	-	-
112	Expendable Non Op	A_B6450 Utilities	-	-	-	-
113		A_B6500 Repairs & Maintenance	-	-	-	-
114		A_B6550 Rentals & Leases	-	-	-	-
115		A_B6575 Interest Expense	-	-	-	-
116		A_B6600 Claims & Judgements	-	-	-	-
117		A_B6650 Other Expense	-	-	-	-
118		A_B6700 Subcontracts	-	-	-	-
119		A_B6900 Depreciation & Amortization	-	-	-	-
120		A_B7000 Capital Expense	-	-	-	-
121		A_B7200 Discontinued Operations	-	-	-	-
122		A_B7500 Other Non Operating Expenses	-	-	-	-
123		A_B7600 Internal Allocations & Sales	-	-	-	-
124		A_B7700 Funding Tranfers	-	-	-	-
125		Total Expenses Expenses	-	-	-	-
126		Statement of Activities Net Result	-	-	-	-

	A	B	C	D	E	F
1						
2	O_90202: Mens Football					
3	Board of Trustees Report					
4	O_90202: Mens Football					
5			FY18		FY19	
6	Fund Class - Source	Summary Level Natural Accounts	Budget	Actual through March	Budget	Variance FY18 Budget to FY19 Budget
127		A_B4000 Tuition & Educational Fees	-	-	-	-
128		A_B4100 Sales of Goods & Services	-	-	-	-
129		A_B4300 Grants & Contracts	-	-	-	-
130		A_43501 Federal Appropriations	-	-	-	-
131		A_B4400 Other Operating Revenue	-	-	-	-
132		A_B5000 Non Operating Revenues	-	-	-	-
133		A_B5100 Appropriations	-	-	-	-
134		A_B5300 Gifts	-	-	-	-
135		A_B5500 Investment Income	-	-	-	-
136		A_B5600 Other Non Operating Revenues	-	-	-	-
137		Total_Revenue Revenue	-	-	-	-
138		A_B6000 Salaries, Wages & Benefits	-	-	-	-
139		A_B6200 Services & Fees	-	-	-	-
140		A_B6300 Travel	-	-	-	-
141	FC_B40 Restr	A_B6400 Supplies	-	-	-	-
142	Grants	A_B6450 Utilities	-	-	-	-
143		A_B6500 Repairs & Maintenance	-	-	-	-
144		A_B6550 Rentals & Leases	-	-	-	-
145		A_B6575 Interest Expense	-	-	-	-
146		A_B6600 Claims & Judgements	-	-	-	-
147		A_B6650 Other Expense	-	-	-	-
148		A_B6700 Subcontracts	-	-	-	-
149		A_B6900 Depreciation & Amortization	-	-	-	-
150		A_B7000 Capital Expense	-	-	-	-
151		A_B7200 Discontinued Operations	-	-	-	-
152		A_B7500 Other Non Operating Expenses	-	-	-	-
153		A_B7600 Internal Allocations & Sales	-	-	-	-
154		A_B7700 Funding Tranfers	-	-	-	-
155		Total_Expenses Expenses	-	-	-	-
156		Statement of Activities Net Result	-	-	-	-
157		A_B4000 Tuition & Educational Fees	-	-	-	-
158		A_B4100 Sales of Goods & Services	-	-	-	-
159		A_B4300 Grants & Contracts	-	-	-	-
160		A_43501 Federal Appropriations	-	-	-	-
161		A_B4400 Other Operating Revenue	-	-	-	-
162		A_B5000 Non Operating Revenues	-	-	-	-
163		A_B5100 Appropriations	-	-	-	-
164		A_B5300 Gifts	-	-	-	-
165		A_B5500 Investment Income	-	-	-	-
166		A_B5600 Other Non Operating Revenues	-	-	-	-
167		Total_Revenue Revenue	-	-	-	-
168		A_B6000 Salaries, Wages & Benefits	-	-	-	-
169		A_B6200 Services & Fees	-	-	-	-
170		A_B6300 Travel	-	-	-	-
171	FC_B45 Restr	A_B6400 Supplies	-	-	-	-
172	Govt Funds	A_B6450 Utilities	-	-	-	-
173		A_B6500 Repairs & Maintenance	-	-	-	-
174		A_B6550 Rentals & Leases	-	-	-	-
175		A_B6575 Interest Expense	-	-	-	-
176		A_B6600 Claims & Judgements	-	-	-	-
177		A_B6650 Other Expense	-	-	-	-
178		A_B6700 Subcontracts	-	-	-	-
179		A_B6900 Depreciation & Amortization	-	-	-	-
180		A_B7000 Capital Expense	-	-	-	-
181		A_B7200 Discontinued Operations	-	-	-	-
182		A_B7500 Other Non Operating Expenses	-	-	-	-
183		A_B7600 Internal Allocations & Sales	-	-	-	-
184		A_B7700 Funding Tranfers	-	-	-	-
185		Total_Expenses Expenses	-	-	-	-
186		Statement of Activities Net Result	-	-	-	-


	A	B	C	D	E	F	
1							
2	O_90203: Mens Golf						
3	Board of Trustees Report						
4	O_90203: Mens Golf						
5			FY18		FY19		
6	Fund Class - Source	Summary Level Natural Accounts	Budget	Actual through March	Budget	Variance FY18 Budget to FY19 Budget	
7	FC_105 Unrestricted Operating Class	A_B4000 Tuition & Educational Fees	3,433	86,375	100,268	96,835	
8		A_B4100 Sales of Goods & Services	-	-	-	-	
9		A_B4300 Grants & Contracts	-	-	-	-	
10		A_43501 Federal Appropriations	-	-	-	-	
11		A_B4400 Other Operating Revenue	-	-	-	-	
12		A_B5000 Non Operating Revenues	-	-	-	-	
13		A_B5100 Appropriations	-	-	-	-	
14		A_B5300 Gifts	-	-	-	-	
15		A_B5500 Investment Income	-	-	-	-	
16		A_B5600 Other Non Operating Revenues	-	-	-	-	
17			Total_Revenue Revenue	3,433	86,375	100,268	96,835
18			A_B6000 Salaries, Wages & Benefits	46,045	33,208	45,975	(69)
19			A_B6200 Services & Fees	650	4,645	5,040	4,390
20			A_B6300 Travel	52,900	61,894	48,360	(4,540)
21			A_B6400 Supplies	9,325	31,897	12,325	3,000
22			A_B6450 Utilities	-	-	-	-
23			A_B6500 Repairs & Maintenance	250	-	250	-
24			A_B6550 Rentals & Leases	-	-	-	-
25			A_B6575 Interest Expense	-	-	-	-
26			A_B6600 Claims & Judgements	-	-	-	-
27			A_B6650 Other Expense	1,100	3,282	1,100	-
28			A_B6700 Subcontracts	-	-	-	-
29			A_B6900 Depreciation & Amortization	-	-	-	-
30			A_B7000 Capital Expense	-	-	-	-
31			A_B7200 Discontinued Operations	-	-	-	-
32			A_B7500 Other Non Operating Expenses	-	-	-	-
33			A_B7600 Internal Allocations & Sales	-	1,545	650	650
34			A_B7700 Funding Tranfers	-	-	-	-
35			Total_Expenses Expenses	110,270	136,472	113,700	3,431
36			Statement of Activities Net Result	113,703	222,847	213,968	100,266
37		FC_B20 Designated Op	A_B4000 Tuition & Educational Fees	-	-	-	-
38			A_B4100 Sales of Goods & Services	-	-	-	-
39			A_B4300 Grants & Contracts	-	-	-	-
40			A_43501 Federal Appropriations	-	-	-	-
41			A_B4400 Other Operating Revenue	-	-	-	-
42			A_B5000 Non Operating Revenues	-	-	-	-
43	A_B5100 Appropriations		-	-	-	-	
44	A_B5300 Gifts		-	-	-	-	
45	A_B5500 Investment Income		-	-	-	-	
46	A_B5600 Other Non Operating Revenues		-	-	-	-	
47			Total_Revenue Revenue	-	-	-	-
48			A_B6000 Salaries, Wages & Benefits	-	-	-	-
49			A_B6200 Services & Fees	-	-	-	-
50			A_B6300 Travel	-	-	-	-
51			A_B6400 Supplies	-	-	-	-
52			A_B6450 Utilities	-	-	-	-
53			A_B6500 Repairs & Maintenance	-	-	-	-
54			A_B6550 Rentals & Leases	-	-	-	-
55			A_B6575 Interest Expense	-	-	-	-
56			A_B6600 Claims & Judgements	-	-	-	-
57			A_B6650 Other Expense	-	-	-	-
58			A_B6700 Subcontracts	-	-	-	-
59			A_B6900 Depreciation & Amortization	-	-	-	-
60			A_B7000 Capital Expense	-	-	-	-
61			A_B7200 Discontinued Operations	-	-	-	-
62			A_B7500 Other Non Operating Expenses	-	-	-	-
63			A_B7600 Internal Allocations & Sales	-	-	-	-
64			A_B7700 Funding Tranfers	-	-	-	-
65			Total_Expenses Expenses	-	-	-	-
66			Statement of Activities Net Result	-	-	-	-


	A	B	C	D	E	F
1						
2	O_90203: Mens Golf					
3	Board of Trustees Report					
4	O_90203: Mens Golf					
5				FY18	FY19	
6	Fund Class - Source	Summary Level Natural Accounts	Budget	Actual through March	Budget	Variance FY18 Budget to FY19 Budget
67		A_B4000 Tuition & Educational Fees	-	11,100	-	-
68		A_B4100 Sales of Goods & Services	-	-	-	-
69		A_B4300 Grants & Contracts	-	-	-	-
70		A_43501 Federal Appropriations	-	-	-	-
71		A_B4400 Other Operating Revenue	-	-	-	-
72		A_B5000 Non Operating Revenues	-	-	-	-
73		A_B5100 Appropriations	-	-	-	-
74		A_B5300 Gifts	-	-	-	-
75		A_B5500 Investment Income	-	-	-	-
76		A_B5600 Other Non Operating Revenues	-	-	-	-
77		Total Revenue Revenue	-	11,100	-	-
78		A_B6000 Salaries, Wages & Benefits	-	-	-	-
79		A_B6200 Services & Fees	-	-	-	-
80		A_B6300 Travel	-	-	-	-
81	FC_B30 Restr Expendable Op	A_B6400 Supplies	-	-	-	-
82		A_B6450 Utilities	-	-	-	-
83		A_B6500 Repairs & Maintenance	-	-	-	-
84		A_B6550 Rentals & Leases	-	-	-	-
85		A_B6575 Interest Expense	-	-	-	-
86		A_B6600 Claims & Judgements	-	-	-	-
87		A_B6650 Other Expense	-	-	-	-
88		A_B6700 Subcontracts	-	-	-	-
89		A_B6900 Depreciation & Amortization	-	-	-	-
90		A_B7000 Capital Expense	-	-	-	-
91		A_B7200 Discontinued Operations	-	-	-	-
92		A_B7500 Other Non Operating Expenses	-	-	-	-
93		A_B7600 Internal Allocations & Sales	-	-	-	-
94		A_B7700 Funding Tranfers	-	-	-	-
95			Total Expenses Expenses	-	-	-
96		Statement of Activities Net Result	-	11,100	-	-
97		A_B4000 Tuition & Educational Fees	-	-	-	-
98		A_B4100 Sales of Goods & Services	-	-	-	-
99		A_B4300 Grants & Contracts	-	-	-	-
100		A_43501 Federal Appropriations	-	-	-	-
101		A_B4400 Other Operating Revenue	-	-	-	-
102		A_B5000 Non Operating Revenues	-	-	-	-
103		A_B5100 Appropriations	-	-	-	-
104		A_B5300 Gifts	-	-	-	-
105		A_B5500 Investment Income	-	-	-	-
106		A_B5600 Other Non Operating Revenues	-	-	-	-
107		Total Revenue Revenue	-	-	-	-
108		A_B6000 Salaries, Wages & Benefits	-	-	-	-
109		A_B6200 Services & Fees	-	-	-	-
110		A_B6300 Travel	-	-	-	-
111	FC_B35 Restr Expendable Non Op	A_B6400 Supplies	-	-	-	-
112		A_B6450 Utilities	-	-	-	-
113		A_B6500 Repairs & Maintenance	-	-	-	-
114		A_B6550 Rentals & Leases	-	-	-	-
115		A_B6575 Interest Expense	-	-	-	-
116		A_B6600 Claims & Judgements	-	-	-	-
117		A_B6650 Other Expense	-	-	-	-
118		A_B6700 Subcontracts	-	-	-	-
119		A_B6900 Depreciation & Amortization	-	-	-	-
120		A_B7000 Capital Expense	-	-	-	-
121		A_B7200 Discontinued Operations	-	-	-	-
122		A_B7500 Other Non Operating Expenses	-	-	-	-
123		A_B7600 Internal Allocations & Sales	-	-	-	-
124		A_B7700 Funding Tranfers	-	-	-	-
125			Total Expenses Expenses	-	-	-
126		Statement of Activities Net Result	-	-	-	-

	A	B	C	D	E	F
1						
2	O_90203: Mens Golf					
3	Board of Trustees Report					
4	O_90203: Mens Golf					
5			FY18		FY19	
6	Fund Class - Source	Summary Level Natural Accounts	Budget	Actual through March	Budget	Variance FY18 Budget to FY19 Budget
127		A_B4000 Tuition & Educational Fees	-	-	-	-
128		A_B4100 Sales of Goods & Services	-	-	-	-
129		A_B4300 Grants & Contracts	-	-	-	-
130		A_43501 Federal Appropriations	-	-	-	-
131		A_B4400 Other Operating Revenue	-	-	-	-
132		A_B5000 Non Operating Revenues	-	-	-	-
133		A_B5100 Appropriations	-	-	-	-
134		A_B5300 Gifts	-	-	-	-
135		A_B5500 Investment Income	-	-	-	-
136		A_B5600 Other Non Operating Revenues	-	-	-	-
137		Total_Revenue Revenue	-	-	-	-
138		A_B6000 Salaries, Wages & Benefits	-	-	-	-
139		A_B6200 Services & Fees	-	-	-	-
140		A_B6300 Travel	-	-	-	-
141	FC_B40 Restr	A_B6400 Supplies	-	-	-	-
142	Grants	A_B6450 Utilities	-	-	-	-
143		A_B6500 Repairs & Maintenance	-	-	-	-
144		A_B6550 Rentals & Leases	-	-	-	-
145		A_B6575 Interest Expense	-	-	-	-
146		A_B6600 Claims & Judgements	-	-	-	-
147		A_B6650 Other Expense	-	-	-	-
148		A_B6700 Subcontracts	-	-	-	-
149		A_B6900 Depreciation & Amortization	-	-	-	-
150		A_B7000 Capital Expense	-	-	-	-
151		A_B7200 Discontinued Operations	-	-	-	-
152		A_B7500 Other Non Operating Expenses	-	-	-	-
153		A_B7600 Internal Allocations & Sales	-	-	-	-
154		A_B7700 Funding Tranfers	-	-	-	-
155		Total_Expenses Expenses	-	-	-	-
156		Statement of Activities Net Result	-	-	-	-
157		A_B4000 Tuition & Educational Fees	-	-	-	-
158		A_B4100 Sales of Goods & Services	-	-	-	-
159		A_B4300 Grants & Contracts	-	-	-	-
160		A_43501 Federal Appropriations	-	-	-	-
161		A_B4400 Other Operating Revenue	-	-	-	-
162		A_B5000 Non Operating Revenues	-	-	-	-
163		A_B5100 Appropriations	-	-	-	-
164		A_B5300 Gifts	-	-	-	-
165		A_B5500 Investment Income	-	-	-	-
166		A_B5600 Other Non Operating Revenues	-	-	-	-
167		Total_Revenue Revenue	-	-	-	-
168		A_B6000 Salaries, Wages & Benefits	-	-	-	-
169		A_B6200 Services & Fees	-	-	-	-
170		A_B6300 Travel	-	-	-	-
171	FC_B45 Restr	A_B6400 Supplies	-	-	-	-
172	Govt Funds	A_B6450 Utilities	-	-	-	-
173		A_B6500 Repairs & Maintenance	-	-	-	-
174		A_B6550 Rentals & Leases	-	-	-	-
175		A_B6575 Interest Expense	-	-	-	-
176		A_B6600 Claims & Judgements	-	-	-	-
177		A_B6650 Other Expense	-	-	-	-
178		A_B6700 Subcontracts	-	-	-	-
179		A_B6900 Depreciation & Amortization	-	-	-	-
180		A_B7000 Capital Expense	-	-	-	-
181		A_B7200 Discontinued Operations	-	-	-	-
182		A_B7500 Other Non Operating Expenses	-	-	-	-
183		A_B7600 Internal Allocations & Sales	-	-	-	-
184		A_B7700 Funding Tranfers	-	-	-	-
185		Total_Expenses Expenses	-	-	-	-
186		Statement of Activities Net Result	-	-	-	-


	A	B	C	D	E	F	
1							
2	O_90204: Mens Swimming & Diving						
3	Board of Trustees Report						
4	O_90204: Mens Swimming & Diving						
5			FY18		FY19		
6	Fund Class - Source	Summary Level Natural Accounts	Budget	Actual through March	Budget	Variance FY18 Budget to FY19 Budget	
7	FC_105 Unrestricted Operating Class	A_B4000 Tuition & Educational Fees	10,933	237,256	242,095	231,162	
8		A_B4100 Sales of Goods & Services	-	-	-	-	
9		A_B4300 Grants & Contracts	-	-	-	-	
10		A_43501 Federal Appropriations	-	-	-	-	
11		A_B4400 Other Operating Revenue	-	-	-	-	
12		A_B5000 Non Operating Revenues	-	-	-	-	
13		A_B5100 Appropriations	-	-	-	-	
14		A_B5300 Gifts	-	-	-	-	
15		A_B5500 Investment Income	-	-	-	-	
16		A_B5600 Other Non Operating Revenues	-	-	-	-	
17			Total_Revenue Revenue	10,933	237,256	242,095	231,162
18			A_B6000 Salaries, Wages & Benefits	184,153	119,596	179,921	(4,232)
19			A_B6200 Services & Fees	950	2,850	-	(950)
20			A_B6300 Travel	81,950	64,350	100,838	18,888
21			A_B6400 Supplies	8,900	9,688	12,812	3,912
22			A_B6450 Utilities	-	-	-	-
23			A_B6500 Repairs & Maintenance	-	-	-	-
24			A_B6550 Rentals & Leases	50	-	50	-
25			A_B6575 Interest Expense	-	-	-	-
26			A_B6600 Claims & Judgements	-	-	-	-
27			A_B6650 Other Expense	500	940	500	-
28			A_B6700 Subcontracts	-	-	-	-
29			A_B6900 Depreciation & Amortization	-	-	-	-
30			A_B7000 Capital Expense	-	-	-	-
31			A_B7200 Discontinued Operations	-	-	-	-
32			A_B7500 Other Non Operating Expenses	-	-	-	-
33			A_B7600 Internal Allocations & Sales	-	2,111	950	950
34			A_B7700 Funding Tranfers	-	-	-	-
35			Total_Expenses Expenses	276,503	199,534	295,071	18,568
36			Statement of Activities Net Result	287,436	436,790	537,166	249,730
37		FC_B20 Designated Op	A_B4000 Tuition & Educational Fees	-	-	-	-
38			A_B4100 Sales of Goods & Services	-	-	-	-
39			A_B4300 Grants & Contracts	-	-	-	-
40			A_43501 Federal Appropriations	-	-	-	-
41			A_B4400 Other Operating Revenue	-	-	-	-
42			A_B5000 Non Operating Revenues	-	-	-	-
43	A_B5100 Appropriations		-	-	-	-	
44	A_B5300 Gifts		-	-	-	-	
45	A_B5500 Investment Income		-	-	-	-	
46	A_B5600 Other Non Operating Revenues		-	-	-	-	
47			Total_Revenue Revenue	-	-	-	-
48			A_B6000 Salaries, Wages & Benefits	-	-	-	-
49			A_B6200 Services & Fees	-	-	-	-
50			A_B6300 Travel	-	-	-	-
51			A_B6400 Supplies	-	-	-	-
52			A_B6450 Utilities	-	-	-	-
53			A_B6500 Repairs & Maintenance	-	-	-	-
54			A_B6550 Rentals & Leases	-	-	-	-
55			A_B6575 Interest Expense	-	-	-	-
56			A_B6600 Claims & Judgements	-	-	-	-
57			A_B6650 Other Expense	-	-	-	-
58			A_B6700 Subcontracts	-	-	-	-
59			A_B6900 Depreciation & Amortization	-	-	-	-
60			A_B7000 Capital Expense	-	-	-	-
61			A_B7200 Discontinued Operations	-	-	-	-
62			A_B7500 Other Non Operating Expenses	-	-	-	-
63			A_B7600 Internal Allocations & Sales	-	-	-	-
64			A_B7700 Funding Tranfers	-	-	-	-
65			Total_Expenses Expenses	-	-	-	-
66			Statement of Activities Net Result	-	-	-	-


	A	B	C	D	E	F
1						
2	O_90204: Mens Swimming & Diving					
3	Board of Trustees Report					
4	O_90204: Mens Swimming & Diving					
5			FY18		FY19	
6	Fund Class - Source	Summary Level Natural Accounts	Budget	Actual through March	Budget	Variance FY18 Budget to FY19 Budget
67		A_B4000 Tuition & Educational Fees	-	-	-	-
68		A_B4100 Sales of Goods & Services	-	-	-	-
69		A_B4300 Grants & Contracts	-	-	-	-
70		A_43501 Federal Appropriations	-	-	-	-
71		A_B4400 Other Operating Revenue	-	-	-	-
72		A_B5000 Non Operating Revenues	-	-	-	-
73		A_B5100 Appropriations	-	-	-	-
74		A_B5300 Gifts	-	-	-	-
75		A_B5500 Investment Income	-	-	-	-
76		A_B5600 Other Non Operating Revenues	-	-	-	-
77		Total_Revenue Revenue	-	-	-	-
78		A_B6000 Salaries, Wages & Benefits	-	-	-	-
79		A_B6200 Services & Fees	-	-	-	-
80		A_B6300 Travel	-	-	-	-
81	FC_B30 Restr	A_B6400 Supplies	-	-	-	-
82	Expendable Op	A_B6450 Utilities	-	-	-	-
83		A_B6500 Repairs & Maintenance	-	-	-	-
84		A_B6550 Rentals & Leases	-	-	-	-
85		A_B6575 Interest Expense	-	-	-	-
86		A_B6600 Claims & Judgements	-	-	-	-
87		A_B6650 Other Expense	-	-	-	-
88		A_B6700 Subcontracts	-	-	-	-
89		A_B6900 Depreciation & Amortization	-	-	-	-
90		A_B7000 Capital Expense	-	-	-	-
91		A_B7200 Discontinued Operations	-	-	-	-
92		A_B7500 Other Non Operating Expenses	-	-	-	-
93		A_B7600 Internal Allocations & Sales	-	-	-	-
94		A_B7700 Funding Tranfers	-	-	-	-
95		Total_Expenses Expenses	-	-	-	-
96		Statement of Activities Net Result	-	-	-	-
97		A_B4000 Tuition & Educational Fees	-	-	-	-
98		A_B4100 Sales of Goods & Services	-	-	-	-
99		A_B4300 Grants & Contracts	-	-	-	-
100		A_43501 Federal Appropriations	-	-	-	-
101		A_B4400 Other Operating Revenue	-	-	-	-
102		A_B5000 Non Operating Revenues	-	-	-	-
103		A_B5100 Appropriations	-	-	-	-
104		A_B5300 Gifts	-	-	-	-
105		A_B5500 Investment Income	-	-	-	-
106		A_B5600 Other Non Operating Revenues	-	-	-	-
107		Total_Revenue Revenue	-	-	-	-
108		A_B6000 Salaries, Wages & Benefits	-	-	-	-
109		A_B6200 Services & Fees	-	-	-	-
110		A_B6300 Travel	-	-	-	-
111	FC_B35 Restr	A_B6400 Supplies	-	-	-	-
112	Expendable Non Op	A_B6450 Utilities	-	-	-	-
113		A_B6500 Repairs & Maintenance	-	-	-	-
114		A_B6550 Rentals & Leases	-	-	-	-
115		A_B6575 Interest Expense	-	-	-	-
116		A_B6600 Claims & Judgements	-	-	-	-
117		A_B6650 Other Expense	-	-	-	-
118		A_B6700 Subcontracts	-	-	-	-
119		A_B6900 Depreciation & Amortization	-	-	-	-
120		A_B7000 Capital Expense	-	-	-	-
121		A_B7200 Discontinued Operations	-	-	-	-
122		A_B7500 Other Non Operating Expenses	-	-	-	-
123		A_B7600 Internal Allocations & Sales	-	-	-	-
124		A_B7700 Funding Tranfers	-	-	-	-
125		Total_Expenses Expenses	-	-	-	-
126		Statement of Activities Net Result	-	-	-	-

	A	B	C	D	E	F
1						
2	O_90204: Mens Swimming & Diving					
3	Board of Trustees Report					
4	O_90204: Mens Swimming & Diving					
5			FY18		FY19	
6	Fund Class - Source	Summary Level Natural Accounts	Budget	Actual through March	Budget	Variance FY18 Budget to FY19 Budget
127		A_B4000 Tuition & Educational Fees	-	-	-	-
128		A_B4100 Sales of Goods & Services	-	-	-	-
129		A_B4300 Grants & Contracts	-	-	-	-
130		A_43501 Federal Appropriations	-	-	-	-
131		A_B4400 Other Operating Revenue	-	-	-	-
132		A_B5000 Non Operating Revenues	-	-	-	-
133		A_B5100 Appropriations	-	-	-	-
134		A_B5300 Gifts	-	-	-	-
135		A_B5500 Investment Income	-	-	-	-
136		A_B5600 Other Non Operating Revenues	-	-	-	-
137		Total_Revenue Revenue	-	-	-	-
138		A_B6000 Salaries, Wages & Benefits	-	-	-	-
139		A_B6200 Services & Fees	-	-	-	-
140		A_B6300 Travel	-	-	-	-
141	FC_B40 Restr	A_B6400 Supplies	-	-	-	-
142	Grants	A_B6450 Utilities	-	-	-	-
143		A_B6500 Repairs & Maintenance	-	-	-	-
144		A_B6550 Rentals & Leases	-	-	-	-
145		A_B6575 Interest Expense	-	-	-	-
146		A_B6600 Claims & Judgements	-	-	-	-
147		A_B6650 Other Expense	-	-	-	-
148		A_B6700 Subcontracts	-	-	-	-
149		A_B6900 Depreciation & Amortization	-	-	-	-
150		A_B7000 Capital Expense	-	-	-	-
151		A_B7200 Discontinued Operations	-	-	-	-
152		A_B7500 Other Non Operating Expenses	-	-	-	-
153		A_B7600 Internal Allocations & Sales	-	-	-	-
154		A_B7700 Funding Tranfers	-	-	-	-
155		Total_Expenses Expenses	-	-	-	-
156		Statement of Activities Net Result	-	-	-	-
157		A_B4000 Tuition & Educational Fees	-	-	-	-
158		A_B4100 Sales of Goods & Services	-	-	-	-
159		A_B4300 Grants & Contracts	-	-	-	-
160		A_43501 Federal Appropriations	-	-	-	-
161		A_B4400 Other Operating Revenue	-	-	-	-
162		A_B5000 Non Operating Revenues	-	-	-	-
163		A_B5100 Appropriations	-	-	-	-
164		A_B5300 Gifts	-	-	-	-
165		A_B5500 Investment Income	-	-	-	-
166		A_B5600 Other Non Operating Revenues	-	-	-	-
167		Total_Revenue Revenue	-	-	-	-
168		A_B6000 Salaries, Wages & Benefits	-	-	-	-
169		A_B6200 Services & Fees	-	-	-	-
170		A_B6300 Travel	-	-	-	-
171	FC_B45 Restr	A_B6400 Supplies	-	-	-	-
172	Govt Funds	A_B6450 Utilities	-	-	-	-
173		A_B6500 Repairs & Maintenance	-	-	-	-
174		A_B6550 Rentals & Leases	-	-	-	-
175		A_B6575 Interest Expense	-	-	-	-
176		A_B6600 Claims & Judgements	-	-	-	-
177		A_B6650 Other Expense	-	-	-	-
178		A_B6700 Subcontracts	-	-	-	-
179		A_B6900 Depreciation & Amortization	-	-	-	-
180		A_B7000 Capital Expense	-	-	-	-
181		A_B7200 Discontinued Operations	-	-	-	-
182		A_B7500 Other Non Operating Expenses	-	-	-	-
183		A_B7600 Internal Allocations & Sales	-	-	-	-
184		A_B7700 Funding Tranfers	-	-	-	-
185		Total_Expenses Expenses	-	-	-	-
186		Statement of Activities Net Result	-	-	-	-


	A	B	C	D	E	F	
1							
2	O_90205: Mens Track & Field						
3	Board of Trustees Report						
4	O_90205: Mens Track & Field						
5			FY18		FY19		
6	Fund Class - Source	Summary Level Natural Accounts	Budget	Actual through March	Budget	Variance FY18 Budget to FY19 Budget	
7	FC_105 Unrestricted Operating Class	A_B4000 Tuition & Educational Fees	13,312	254,594	322,591	309,279	
8		A_B4100 Sales of Goods & Services	-	-	-	-	
9		A_B4300 Grants & Contracts	-	-	-	-	
10		A_43501 Federal Appropriations	-	-	-	-	
11		A_B4400 Other Operating Revenue	-	(1,518)	-	-	
12		A_B5000 Non Operating Revenues	-	-	-	-	
13		A_B5100 Appropriations	-	-	-	-	
14		A_B5300 Gifts	-	-	-	-	
15		A_B5500 Investment Income	-	-	-	-	
16		A_B5600 Other Non Operating Revenues	-	-	-	-	
17			Total_Revenue Revenue	13,312	253,077	322,591	309,279
18			A_B6000 Salaries, Wages & Benefits	240,490	178,754	254,489	13,999
19			A_B6200 Services & Fees	1,650	2,428	-	(1,650)
20			A_B6300 Travel	101,890	57,496	129,202	27,312
21			A_B6400 Supplies	36,540	25,711	29,740	(6,800)
22			A_B6450 Utilities	-	-	-	-
23			A_B6500 Repairs & Maintenance	-	56	-	-
24			A_B6550 Rentals & Leases	-	-	-	-
25			A_B6575 Interest Expense	-	-	-	-
26			A_B6600 Claims & Judgements	-	-	-	-
27			A_B6650 Other Expense	400	1,537	400	-
28			A_B6700 Subcontracts	-	-	-	-
29			A_B6900 Depreciation & Amortization	-	-	-	-
30			A_B7000 Capital Expense	-	-	-	-
31			A_B7200 Discontinued Operations	-	-	-	-
32			A_B7500 Other Non Operating Expenses	-	-	-	-
33			A_B7600 Internal Allocations & Sales	-	4,022	1,650	1,650
34			A_B7700 Funding Tranfers	-	-	-	-
35			Total_Expenses Expenses	380,970	270,005	415,481	34,511
36			Statement of Activities Net Result	394,282	523,082	738,072	343,790
37		FC_B20 Designated Op	A_B4000 Tuition & Educational Fees	-	-	-	-
38			A_B4100 Sales of Goods & Services	-	-	-	-
39			A_B4300 Grants & Contracts	-	-	-	-
40			A_43501 Federal Appropriations	-	-	-	-
41			A_B4400 Other Operating Revenue	-	-	-	-
42			A_B5000 Non Operating Revenues	-	-	-	-
43	A_B5100 Appropriations		-	-	-	-	
44	A_B5300 Gifts		-	-	-	-	
45	A_B5500 Investment Income		-	-	-	-	
46	A_B5600 Other Non Operating Revenues		-	-	-	-	
47			Total_Revenue Revenue	-	-	-	-
48			A_B6000 Salaries, Wages & Benefits	-	-	-	-
49			A_B6200 Services & Fees	-	-	-	-
50			A_B6300 Travel	-	-	-	-
51			A_B6400 Supplies	-	-	-	-
52			A_B6450 Utilities	-	-	-	-
53			A_B6500 Repairs & Maintenance	-	-	-	-
54			A_B6550 Rentals & Leases	-	-	-	-
55			A_B6575 Interest Expense	-	-	-	-
56			A_B6600 Claims & Judgements	-	-	-	-
57			A_B6650 Other Expense	-	-	-	-
58			A_B6700 Subcontracts	-	-	-	-
59			A_B6900 Depreciation & Amortization	-	-	-	-
60			A_B7000 Capital Expense	-	-	-	-
61			A_B7200 Discontinued Operations	-	-	-	-
62			A_B7500 Other Non Operating Expenses	-	-	-	-
63			A_B7600 Internal Allocations & Sales	-	-	-	-
64			A_B7700 Funding Tranfers	-	-	-	-
65			Total_Expenses Expenses	-	-	-	-
66			Statement of Activities Net Result	-	-	-	-


	A	B	C	D	E	F
1						
2	O_90205: Mens Track & Field					
3	Board of Trustees Report					
4	O_90205: Mens Track & Field					
5			FY18		FY19	
6	Fund Class - Source	Summary Level Natural Accounts	Budget	Actual through March	Budget	Variance FY18 Budget to FY19 Budget
67		A_B4000 Tuition & Educational Fees	-	-	-	-
68		A_B4100 Sales of Goods & Services	-	-	-	-
69		A_B4300 Grants & Contracts	-	-	-	-
70		A_43501 Federal Appropriations	-	-	-	-
71		A_B4400 Other Operating Revenue	-	-	-	-
72		A_B5000 Non Operating Revenues	-	-	-	-
73		A_B5100 Appropriations	-	-	-	-
74		A_B5300 Gifts	-	-	-	-
75		A_B5500 Investment Income	-	-	-	-
76		A_B5600 Other Non Operating Revenues	-	-	-	-
77		Total_Revenue Revenue	-	-	-	-
78		A_B6000 Salaries, Wages & Benefits	-	-	-	-
79		A_B6200 Services & Fees	-	-	-	-
80		A_B6300 Travel	-	-	-	-
81	FC_B30 Restr	A_B6400 Supplies	-	-	-	-
82	Expendable Op	A_B6450 Utilities	-	-	-	-
83		A_B6500 Repairs & Maintenance	-	-	-	-
84		A_B6550 Rentals & Leases	-	-	-	-
85		A_B6575 Interest Expense	-	-	-	-
86		A_B6600 Claims & Judgements	-	-	-	-
87		A_B6650 Other Expense	-	-	-	-
88		A_B6700 Subcontracts	-	-	-	-
89		A_B6900 Depreciation & Amortization	-	-	-	-
90		A_B7000 Capital Expense	-	-	-	-
91		A_B7200 Discontinued Operations	-	-	-	-
92		A_B7500 Other Non Operating Expenses	-	-	-	-
93		A_B7600 Internal Allocations & Sales	-	-	-	-
94		A_B7700 Funding Tranfers	-	-	-	-
95		Total_Expenses Expenses	-	-	-	-
96		Statement of Activities Net Result	-	-	-	-
97		A_B4000 Tuition & Educational Fees	-	-	-	-
98		A_B4100 Sales of Goods & Services	-	-	-	-
99		A_B4300 Grants & Contracts	-	-	-	-
100		A_43501 Federal Appropriations	-	-	-	-
101		A_B4400 Other Operating Revenue	-	-	-	-
102		A_B5000 Non Operating Revenues	-	-	-	-
103		A_B5100 Appropriations	-	-	-	-
104		A_B5300 Gifts	-	-	-	-
105		A_B5500 Investment Income	-	-	-	-
106		A_B5600 Other Non Operating Revenues	-	-	-	-
107		Total_Revenue Revenue	-	-	-	-
108		A_B6000 Salaries, Wages & Benefits	-	-	-	-
109		A_B6200 Services & Fees	-	-	-	-
110		A_B6300 Travel	-	-	-	-
111	FC_B35 Restr	A_B6400 Supplies	-	-	-	-
112	Expendable Non Op	A_B6450 Utilities	-	-	-	-
113		A_B6500 Repairs & Maintenance	-	-	-	-
114		A_B6550 Rentals & Leases	-	-	-	-
115		A_B6575 Interest Expense	-	-	-	-
116		A_B6600 Claims & Judgements	-	-	-	-
117		A_B6650 Other Expense	-	-	-	-
118		A_B6700 Subcontracts	-	-	-	-
119		A_B6900 Depreciation & Amortization	-	-	-	-
120		A_B7000 Capital Expense	-	-	-	-
121		A_B7200 Discontinued Operations	-	-	-	-
122		A_B7500 Other Non Operating Expenses	-	-	-	-
123		A_B7600 Internal Allocations & Sales	-	-	-	-
124		A_B7700 Funding Tranfers	-	-	-	-
125		Total_Expenses Expenses	-	-	-	-
126		Statement of Activities Net Result	-	-	-	-

	A	B	C	D	E	F
1						
2	O_90205: Mens Track & Field					
3	Board of Trustees Report					
4	O_90205: Mens Track & Field					
5			FY18		FY19	
6	Fund Class - Source	Summary Level Natural Accounts	Budget	Actual through March	Budget	Variance FY18 Budget to FY19 Budget
127		A_B4000 Tuition & Educational Fees	-	-	-	-
128		A_B4100 Sales of Goods & Services	-	-	-	-
129		A_B4300 Grants & Contracts	-	-	-	-
130		A_43501 Federal Appropriations	-	-	-	-
131		A_B4400 Other Operating Revenue	-	-	-	-
132		A_B5000 Non Operating Revenues	-	-	-	-
133		A_B5100 Appropriations	-	-	-	-
134		A_B5300 Gifts	-	-	-	-
135		A_B5500 Investment Income	-	-	-	-
136		A_B5600 Other Non Operating Revenues	-	-	-	-
137		Total_Revenue Revenue	-	-	-	-
138		A_B6000 Salaries, Wages & Benefits	-	-	-	-
139		A_B6200 Services & Fees	-	-	-	-
140		A_B6300 Travel	-	-	-	-
141	FC_B40 Restr	A_B6400 Supplies	-	-	-	-
142	Grants	A_B6450 Utilities	-	-	-	-
143		A_B6500 Repairs & Maintenance	-	-	-	-
144		A_B6550 Rentals & Leases	-	-	-	-
145		A_B6575 Interest Expense	-	-	-	-
146		A_B6600 Claims & Judgements	-	-	-	-
147		A_B6650 Other Expense	-	-	-	-
148		A_B6700 Subcontracts	-	-	-	-
149		A_B6900 Depreciation & Amortization	-	-	-	-
150		A_B7000 Capital Expense	-	-	-	-
151		A_B7200 Discontinued Operations	-	-	-	-
152		A_B7500 Other Non Operating Expenses	-	-	-	-
153		A_B7600 Internal Allocations & Sales	-	-	-	-
154		A_B7700 Funding Tranfers	-	-	-	-
155		Total_Expenses Expenses	-	-	-	-
156		Statement of Activities Net Result	-	-	-	-
157		A_B4000 Tuition & Educational Fees	-	-	-	-
158		A_B4100 Sales of Goods & Services	-	-	-	-
159		A_B4300 Grants & Contracts	-	-	-	-
160		A_43501 Federal Appropriations	-	-	-	-
161		A_B4400 Other Operating Revenue	-	-	-	-
162		A_B5000 Non Operating Revenues	-	-	-	-
163		A_B5100 Appropriations	-	-	-	-
164		A_B5300 Gifts	-	-	-	-
165		A_B5500 Investment Income	-	-	-	-
166		A_B5600 Other Non Operating Revenues	-	-	-	-
167		Total_Revenue Revenue	-	-	-	-
168		A_B6000 Salaries, Wages & Benefits	-	-	-	-
169		A_B6200 Services & Fees	-	-	-	-
170		A_B6300 Travel	-	-	-	-
171	FC_B45 Restr	A_B6400 Supplies	-	-	-	-
172	Govt Funds	A_B6450 Utilities	-	-	-	-
173		A_B6500 Repairs & Maintenance	-	-	-	-
174		A_B6550 Rentals & Leases	-	-	-	-
175		A_B6575 Interest Expense	-	-	-	-
176		A_B6600 Claims & Judgements	-	-	-	-
177		A_B6650 Other Expense	-	-	-	-
178		A_B6700 Subcontracts	-	-	-	-
179		A_B6900 Depreciation & Amortization	-	-	-	-
180		A_B7000 Capital Expense	-	-	-	-
181		A_B7200 Discontinued Operations	-	-	-	-
182		A_B7500 Other Non Operating Expenses	-	-	-	-
183		A_B7600 Internal Allocations & Sales	-	-	-	-
184		A_B7700 Funding Tranfers	-	-	-	-
185		Total_Expenses Expenses	-	-	-	-
186		Statement of Activities Net Result	-	-	-	-


	A	B	C	D	E	F	
1							
2	O_90206: Mens Wrestling						
3	Board of Trustees Report						
4	O_90206: Mens Wrestling						
5			FY18		FY19		
6	Fund Class - Source	Summary Level Natural Accounts	Budget	Actual through March	Budget	Variance FY18 Budget to FY19 Budget	
7	FC_105 Unrestricted Operating Class	A_B4000 Tuition & Educational Fees	20,500	198,854	236,381	215,881	
8		A_B4100 Sales of Goods & Services	-	-	-	-	
9		A_B4300 Grants & Contracts	-	-	-	-	
10		A_43501 Federal Appropriations	-	-	-	-	
11		A_B4400 Other Operating Revenue	-	(2,000)	-	-	
12		A_B5000 Non Operating Revenues	-	-	-	-	
13		A_B5100 Appropriations	-	-	-	-	
14		A_B5300 Gifts	-	-	-	-	
15		A_B5500 Investment Income	-	-	-	-	
16		A_B5600 Other Non Operating Revenues	-	-	-	-	
17			Total_Revenue Revenue	20,500	196,854	236,381	215,881
18			A_B6000 Salaries, Wages & Benefits	353,915	267,418	413,188	59,273
19			A_B6200 Services & Fees	2,400	3,221	-	(2,400)
20			A_B6300 Travel	128,120	105,399	153,600	25,480
21			A_B6400 Supplies	13,500	8,548	38,400	24,900
22			A_B6450 Utilities	-	-	-	-
23			A_B6500 Repairs & Maintenance	-	-	-	-
24			A_B6550 Rentals & Leases	-	-	-	-
25			A_B6575 Interest Expense	-	-	-	-
26			A_B6600 Claims & Judgements	-	-	-	-
27			A_B6650 Other Expense	4,450	3,770	4,450	-
28			A_B6700 Subcontracts	-	-	-	-
29			A_B6900 Depreciation & Amortization	-	-	-	-
30			A_B7000 Capital Expense	-	-	-	-
31			A_B7200 Discontinued Operations	-	-	-	-
32			A_B7500 Other Non Operating Expenses	-	(750)	-	-
33			A_B7600 Internal Allocations & Sales	-	2,970	2,400	2,400
34			A_B7700 Funding Tranfers	-	-	-	-
35			Total_Expenses Expenses	502,385	390,575	612,038	109,653
36			Statement of Activities Net Result	522,885	587,429	848,419	325,534
37		FC_B20 Designated Op	A_B4000 Tuition & Educational Fees	-	-	-	-
38			A_B4100 Sales of Goods & Services	-	-	-	-
39			A_B4300 Grants & Contracts	-	-	-	-
40			A_43501 Federal Appropriations	-	-	-	-
41			A_B4400 Other Operating Revenue	-	-	-	-
42			A_B5000 Non Operating Revenues	-	-	-	-
43	A_B5100 Appropriations		-	-	-	-	
44	A_B5300 Gifts		-	-	-	-	
45	A_B5500 Investment Income		-	-	-	-	
46	A_B5600 Other Non Operating Revenues		-	-	-	-	
47			Total_Revenue Revenue	-	-	-	-
48			A_B6000 Salaries, Wages & Benefits	-	-	-	-
49			A_B6200 Services & Fees	-	-	-	-
50			A_B6300 Travel	-	-	-	-
51			A_B6400 Supplies	-	-	-	-
52			A_B6450 Utilities	-	-	-	-
53			A_B6500 Repairs & Maintenance	-	-	-	-
54			A_B6550 Rentals & Leases	-	-	-	-
55			A_B6575 Interest Expense	-	-	-	-
56			A_B6600 Claims & Judgements	-	-	-	-
57			A_B6650 Other Expense	-	-	-	-
58			A_B6700 Subcontracts	-	-	-	-
59			A_B6900 Depreciation & Amortization	-	-	-	-
60			A_B7000 Capital Expense	-	-	-	-
61			A_B7200 Discontinued Operations	-	-	-	-
62			A_B7500 Other Non Operating Expenses	-	-	-	-
63			A_B7600 Internal Allocations & Sales	-	-	-	-
64			A_B7700 Funding Tranfers	-	-	-	-
65			Total_Expenses Expenses	-	-	-	-
66			Statement of Activities Net Result	-	-	-	-


	A	B	C	D	E	F
1						
2	O_90206: Mens Wrestling					
3	Board of Trustees Report					
4	O_90206: Mens Wrestling					
5			FY18		FY19	
6	Fund Class - Source	Summary Level Natural Accounts	Budget	Actual through March	Budget	Variance FY18 Budget to FY19 Budget
67		A_B4000 Tuition & Educational Fees	-	-	-	-
68		A_B4100 Sales of Goods & Services	-	-	-	-
69		A_B4300 Grants & Contracts	-	-	-	-
70		A_43501 Federal Appropriations	-	-	-	-
71		A_B4400 Other Operating Revenue	-	-	-	-
72		A_B5000 Non Operating Revenues	-	-	-	-
73		A_B5100 Appropriations	-	-	-	-
74		A_B5300 Gifts	-	-	-	-
75		A_B5500 Investment Income	-	-	-	-
76		A_B5600 Other Non Operating Revenues	-	-	-	-
77		Total_Revenue Revenue	-	-	-	-
78		A_B6000 Salaries, Wages & Benefits	-	-	-	-
79		A_B6200 Services & Fees	-	-	-	-
80		A_B6300 Travel	-	-	-	-
81	FC_B30 Restr	A_B6400 Supplies	-	-	-	-
82	Expendable Op	A_B6450 Utilities	-	-	-	-
83		A_B6500 Repairs & Maintenance	-	-	-	-
84		A_B6550 Rentals & Leases	-	-	-	-
85		A_B6575 Interest Expense	-	-	-	-
86		A_B6600 Claims & Judgements	-	-	-	-
87		A_B6650 Other Expense	-	-	-	-
88		A_B6700 Subcontracts	-	-	-	-
89		A_B6900 Depreciation & Amortization	-	-	-	-
90		A_B7000 Capital Expense	-	-	-	-
91		A_B7200 Discontinued Operations	-	-	-	-
92		A_B7500 Other Non Operating Expenses	-	-	-	-
93		A_B7600 Internal Allocations & Sales	-	-	-	-
94		A_B7700 Funding Tranfers	-	-	-	-
95		Total_Expenses Expenses	-	-	-	-
96		Statement of Activities Net Result	-	-	-	-
97		A_B4000 Tuition & Educational Fees	-	-	-	-
98		A_B4100 Sales of Goods & Services	-	-	-	-
99		A_B4300 Grants & Contracts	-	-	-	-
100		A_43501 Federal Appropriations	-	-	-	-
101		A_B4400 Other Operating Revenue	-	-	-	-
102		A_B5000 Non Operating Revenues	-	-	-	-
103		A_B5100 Appropriations	-	-	-	-
104		A_B5300 Gifts	-	-	-	-
105		A_B5500 Investment Income	-	-	-	-
106		A_B5600 Other Non Operating Revenues	-	-	-	-
107		Total_Revenue Revenue	-	-	-	-
108		A_B6000 Salaries, Wages & Benefits	-	-	-	-
109		A_B6200 Services & Fees	-	-	-	-
110		A_B6300 Travel	-	-	-	-
111	FC_B35 Restr	A_B6400 Supplies	-	-	-	-
112	Expendable	A_B6450 Utilities	-	-	-	-
113	Non Op	A_B6500 Repairs & Maintenance	-	-	-	-
114		A_B6550 Rentals & Leases	-	-	-	-
115		A_B6575 Interest Expense	-	-	-	-
116		A_B6600 Claims & Judgements	-	-	-	-
117		A_B6650 Other Expense	-	-	-	-
118		A_B6700 Subcontracts	-	-	-	-
119		A_B6900 Depreciation & Amortization	-	-	-	-
120		A_B7000 Capital Expense	-	-	-	-
121		A_B7200 Discontinued Operations	-	-	-	-
122		A_B7500 Other Non Operating Expenses	-	-	-	-
123		A_B7600 Internal Allocations & Sales	-	-	-	-
124		A_B7700 Funding Tranfers	-	-	-	-
125		Total_Expenses Expenses	-	-	-	-
126		Statement of Activities Net Result	-	-	-	-

	A	B	C	D	E	F
1						
2	O_90206: Mens Wrestling					
3	Board of Trustees Report					
4	O_90206: Mens Wrestling					
5			FY18		FY19	
6	Fund Class - Source	Summary Level Natural Accounts	Budget	Actual through March	Budget	Variance FY18 Budget to FY19 Budget
127		A_B4000 Tuition & Educational Fees	-	-	-	-
128		A_B4100 Sales of Goods & Services	-	-	-	-
129		A_B4300 Grants & Contracts	-	-	-	-
130		A_43501 Federal Appropriations	-	-	-	-
131		A_B4400 Other Operating Revenue	-	-	-	-
132		A_B5000 Non Operating Revenues	-	-	-	-
133		A_B5100 Appropriations	-	-	-	-
134		A_B5300 Gifts	-	-	-	-
135		A_B5500 Investment Income	-	-	-	-
136		A_B5600 Other Non Operating Revenues	-	-	-	-
137		Total_Revenue Revenue	-	-	-	-
138		A_B6000 Salaries, Wages & Benefits	-	-	-	-
139		A_B6200 Services & Fees	-	-	-	-
140		A_B6300 Travel	-	-	-	-
141	FC_B40 Restr	A_B6400 Supplies	-	-	-	-
142	Grants	A_B6450 Utilities	-	-	-	-
143		A_B6500 Repairs & Maintenance	-	-	-	-
144		A_B6550 Rentals & Leases	-	-	-	-
145		A_B6575 Interest Expense	-	-	-	-
146		A_B6600 Claims & Judgements	-	-	-	-
147		A_B6650 Other Expense	-	-	-	-
148		A_B6700 Subcontracts	-	-	-	-
149		A_B6900 Depreciation & Amortization	-	-	-	-
150		A_B7000 Capital Expense	-	-	-	-
151		A_B7200 Discontinued Operations	-	-	-	-
152		A_B7500 Other Non Operating Expenses	-	-	-	-
153		A_B7600 Internal Allocations & Sales	-	-	-	-
154		A_B7700 Funding Tranfers	-	-	-	-
155		Total_Expenses Expenses	-	-	-	-
156		Statement of Activities Net Result	-	-	-	-
157		A_B4000 Tuition & Educational Fees	-	-	-	-
158		A_B4100 Sales of Goods & Services	-	-	-	-
159		A_B4300 Grants & Contracts	-	-	-	-
160		A_43501 Federal Appropriations	-	-	-	-
161		A_B4400 Other Operating Revenue	-	-	-	-
162		A_B5000 Non Operating Revenues	-	-	-	-
163		A_B5100 Appropriations	-	-	-	-
164		A_B5300 Gifts	-	-	-	-
165		A_B5500 Investment Income	-	-	-	-
166		A_B5600 Other Non Operating Revenues	-	-	-	-
167		Total_Revenue Revenue	-	-	-	-
168		A_B6000 Salaries, Wages & Benefits	-	-	-	-
169		A_B6200 Services & Fees	-	-	-	-
170		A_B6300 Travel	-	-	-	-
171	FC_B45 Restr	A_B6400 Supplies	-	-	-	-
172	Govt Funds	A_B6450 Utilities	-	-	-	-
173		A_B6500 Repairs & Maintenance	-	-	-	-
174		A_B6550 Rentals & Leases	-	-	-	-
175		A_B6575 Interest Expense	-	-	-	-
176		A_B6600 Claims & Judgements	-	-	-	-
177		A_B6650 Other Expense	-	-	-	-
178		A_B6700 Subcontracts	-	-	-	-
179		A_B6900 Depreciation & Amortization	-	-	-	-
180		A_B7000 Capital Expense	-	-	-	-
181		A_B7200 Discontinued Operations	-	-	-	-
182		A_B7500 Other Non Operating Expenses	-	-	-	-
183		A_B7600 Internal Allocations & Sales	-	-	-	-
184		A_B7700 Funding Tranfers	-	-	-	-
185		Total_Expenses Expenses	-	-	-	-
186		Statement of Activities Net Result	-	-	-	-

	A	B	C	D	E	F	
1							
2	O_90251: Womens Basketball						
3	Board of Trustees Report						
4	O_90251: Womens Basketball						
5			FY18		FY19		
6	Fund Class - Source	Summary Level Natural Accounts	Budget	Actual through March	Budget	Variance FY18 Budget to FY19 Budget	
7	FC_105 Unrestricted Operating Class	A_B4000 Tuition & Educational Fees	21,000	275,575	389,334	368,334	
8		A_B4100 Sales of Goods & Services	-	-	-	-	
9		A_B4300 Grants & Contracts	-	-	-	-	
10		A_43501 Federal Appropriations	-	-	-	-	
11		A_B4400 Other Operating Revenue	-	-	-	-	
12		A_B5000 Non Operating Revenues	-	-	-	-	
13		A_B5100 Appropriations	-	-	-	-	
14		A_B5300 Gifts	-	-	-	-	
15		A_B5500 Investment Income	-	-	-	-	
16		A_B5600 Other Non Operating Revenues	-	-	-	-	
17			Total_Revenue Revenue	21,000	275,575	389,334	368,334
18			A_B6000 Salaries, Wages & Benefits	898,026	664,381	921,644	23,618
19			A_B6200 Services & Fees	3,500	19,440	21,000	17,500
20			A_B6300 Travel	359,820	308,917	376,820	17,000
21			A_B6400 Supplies	53,250	30,775	36,250	(17,000)
22			A_B6450 Utilities	-	256	-	-
23			A_B6500 Repairs & Maintenance	-	-	-	-
24			A_B6550 Rentals & Leases	-	-	-	-
25			A_B6575 Interest Expense	-	-	-	-
26			A_B6600 Claims & Judgements	-	-	-	-
27			A_B6650 Other Expense	27,600	37,799	41,600	14,000
28			A_B6700 Subcontracts	-	-	-	-
29			A_B6900 Depreciation & Amortization	-	-	-	-
30			A_B7000 Capital Expense	-	-	-	-
31			A_B7200 Discontinued Operations	-	-	-	-
32			A_B7500 Other Non Operating Expenses	-	(570)	-	-
33			A_B7600 Internal Allocations & Sales	-	4,183	3,500	3,500
34			A_B7700 Funding Tranfers	-	-	-	-
35			Total_Expenses Expenses	1,342,196	1,065,180	1,400,814	58,618
36			Statement of Activities Net Result	1,363,196	1,340,756	1,790,148	426,952
37		FC_B20 Designated Op	A_B4000 Tuition & Educational Fees	-	-	-	-
38			A_B4100 Sales of Goods & Services	-	-	-	-
39			A_B4300 Grants & Contracts	-	-	-	-
40			A_43501 Federal Appropriations	-	-	-	-
41			A_B4400 Other Operating Revenue	-	-	-	-
42			A_B5000 Non Operating Revenues	-	-	-	-
43	A_B5100 Appropriations		-	-	-	-	
44	A_B5300 Gifts		-	-	-	-	
45	A_B5500 Investment Income		-	-	-	-	
46	A_B5600 Other Non Operating Revenues		-	-	-	-	
47			Total_Revenue Revenue	-	-	-	-
48			A_B6000 Salaries, Wages & Benefits	-	-	-	-
49			A_B6200 Services & Fees	-	-	-	-
50			A_B6300 Travel	-	-	-	-
51			A_B6400 Supplies	-	-	-	-
52			A_B6450 Utilities	-	-	-	-
53			A_B6500 Repairs & Maintenance	-	-	-	-
54			A_B6550 Rentals & Leases	-	-	-	-
55			A_B6575 Interest Expense	-	-	-	-
56			A_B6600 Claims & Judgements	-	-	-	-
57			A_B6650 Other Expense	-	-	-	-
58			A_B6700 Subcontracts	-	-	-	-
59			A_B6900 Depreciation & Amortization	-	-	-	-
60			A_B7000 Capital Expense	-	-	-	-
61			A_B7200 Discontinued Operations	-	-	-	-
62			A_B7500 Other Non Operating Expenses	-	-	-	-
63			A_B7600 Internal Allocations & Sales	-	-	-	-
64			A_B7700 Funding Tranfers	-	-	-	-
65			Total_Expenses Expenses	-	-	-	-
66			Statement of Activities Net Result	-	-	-	-


	A	B	C	D	E	F
1						
2	O_90251: Womens Basketball					
3	Board of Trustees Report					
4	O_90251: Womens Basketball					
5			FY18		FY19	
6	Fund Class - Source	Summary Level Natural Accounts	Budget	Actual through March	Budget	Variance FY18 Budget to FY19 Budget
67		A_B4000 Tuition & Educational Fees	-	-	-	-
68		A_B4100 Sales of Goods & Services	-	-	-	-
69		A_B4300 Grants & Contracts	-	-	-	-
70		A_43501 Federal Appropriations	-	-	-	-
71		A_B4400 Other Operating Revenue	-	-	-	-
72		A_B5000 Non Operating Revenues	-	-	-	-
73		A_B5100 Appropriations	-	-	-	-
74		A_B5300 Gifts	-	-	-	-
75		A_B5500 Investment Income	-	-	-	-
76		A_B5600 Other Non Operating Revenues	-	-	-	-
77		Total_Revenue Revenue	-	-	-	-
78		A_B6000 Salaries, Wages & Benefits	-	-	-	-
79		A_B6200 Services & Fees	-	-	-	-
80		A_B6300 Travel	-	-	-	-
81	FC_B30 Restr	A_B6400 Supplies	-	-	-	-
82	Expendable Op	A_B6450 Utilities	-	-	-	-
83		A_B6500 Repairs & Maintenance	-	-	-	-
84		A_B6550 Rentals & Leases	-	-	-	-
85		A_B6575 Interest Expense	-	-	-	-
86		A_B6600 Claims & Judgements	-	-	-	-
87		A_B6650 Other Expense	-	-	-	-
88		A_B6700 Subcontracts	-	-	-	-
89		A_B6900 Depreciation & Amortization	-	-	-	-
90		A_B7000 Capital Expense	-	-	-	-
91		A_B7200 Discontinued Operations	-	-	-	-
92		A_B7500 Other Non Operating Expenses	-	-	-	-
93		A_B7600 Internal Allocations & Sales	-	-	-	-
94		A_B7700 Funding Tranfers	-	-	-	-
95		Total_Expenses Expenses	-	-	-	-
96		Statement of Activities Net Result	-	-	-	-
97		A_B4000 Tuition & Educational Fees	-	-	-	-
98		A_B4100 Sales of Goods & Services	-	-	-	-
99		A_B4300 Grants & Contracts	-	-	-	-
100		A_43501 Federal Appropriations	-	-	-	-
101		A_B4400 Other Operating Revenue	-	-	-	-
102		A_B5000 Non Operating Revenues	-	-	-	-
103		A_B5100 Appropriations	-	-	-	-
104		A_B5300 Gifts	-	-	-	-
105		A_B5500 Investment Income	-	-	-	-
106		A_B5600 Other Non Operating Revenues	-	-	-	-
107		Total_Revenue Revenue	-	-	-	-
108		A_B6000 Salaries, Wages & Benefits	-	-	-	-
109		A_B6200 Services & Fees	-	-	-	-
110		A_B6300 Travel	-	-	-	-
111	FC_B35 Restr	A_B6400 Supplies	-	-	-	-
112	Expendable Non Op	A_B6450 Utilities	-	-	-	-
113		A_B6500 Repairs & Maintenance	-	-	-	-
114		A_B6550 Rentals & Leases	-	-	-	-
115		A_B6575 Interest Expense	-	-	-	-
116		A_B6600 Claims & Judgements	-	-	-	-
117		A_B6650 Other Expense	-	-	-	-
118		A_B6700 Subcontracts	-	-	-	-
119		A_B6900 Depreciation & Amortization	-	-	-	-
120		A_B7000 Capital Expense	-	-	-	-
121		A_B7200 Discontinued Operations	-	-	-	-
122		A_B7500 Other Non Operating Expenses	-	-	-	-
123		A_B7600 Internal Allocations & Sales	-	-	-	-
124		A_B7700 Funding Tranfers	-	-	-	-
125		Total_Expenses Expenses	-	-	-	-
126		Statement of Activities Net Result	-	-	-	-

	A	B	C	D	E	F
1						
2	O_90251: Womens Basketball					
3	Board of Trustees Report					
4	O_90251: Womens Basketball					
5			FY18		FY19	
6	Fund Class - Source	Summary Level Natural Accounts	Budget	Actual through March	Budget	Variance FY18 Budget to FY19 Budget
127		A_B4000 Tuition & Educational Fees	-	-	-	-
128		A_B4100 Sales of Goods & Services	-	-	-	-
129		A_B4300 Grants & Contracts	-	-	-	-
130		A_43501 Federal Appropriations	-	-	-	-
131		A_B4400 Other Operating Revenue	-	-	-	-
132		A_B5000 Non Operating Revenues	-	-	-	-
133		A_B5100 Appropriations	-	-	-	-
134		A_B5300 Gifts	-	-	-	-
135		A_B5500 Investment Income	-	-	-	-
136		A_B5600 Other Non Operating Revenues	-	-	-	-
137		Total_Revenue Revenue	-	-	-	-
138		A_B6000 Salaries, Wages & Benefits	-	-	-	-
139		A_B6200 Services & Fees	-	-	-	-
140		A_B6300 Travel	-	-	-	-
141	FC_B40 Restr	A_B6400 Supplies	-	-	-	-
142	Grants	A_B6450 Utilities	-	-	-	-
143		A_B6500 Repairs & Maintenance	-	-	-	-
144		A_B6550 Rentals & Leases	-	-	-	-
145		A_B6575 Interest Expense	-	-	-	-
146		A_B6600 Claims & Judgements	-	-	-	-
147		A_B6650 Other Expense	-	-	-	-
148		A_B6700 Subcontracts	-	-	-	-
149		A_B6900 Depreciation & Amortization	-	-	-	-
150		A_B7000 Capital Expense	-	-	-	-
151		A_B7200 Discontinued Operations	-	-	-	-
152		A_B7500 Other Non Operating Expenses	-	-	-	-
153		A_B7600 Internal Allocations & Sales	-	-	-	-
154		A_B7700 Funding Tranfers	-	-	-	-
155		Total_Expenses Expenses	-	-	-	-
156		Statement of Activities Net Result	-	-	-	-
157		A_B4000 Tuition & Educational Fees	-	-	-	-
158		A_B4100 Sales of Goods & Services	-	-	-	-
159		A_B4300 Grants & Contracts	-	-	-	-
160		A_43501 Federal Appropriations	-	-	-	-
161		A_B4400 Other Operating Revenue	-	-	-	-
162		A_B5000 Non Operating Revenues	-	-	-	-
163		A_B5100 Appropriations	-	-	-	-
164		A_B5300 Gifts	-	-	-	-
165		A_B5500 Investment Income	-	-	-	-
166		A_B5600 Other Non Operating Revenues	-	-	-	-
167		Total_Revenue Revenue	-	-	-	-
168		A_B6000 Salaries, Wages & Benefits	-	-	-	-
169		A_B6200 Services & Fees	-	-	-	-
170		A_B6300 Travel	-	-	-	-
171	FC_B45 Restr	A_B6400 Supplies	-	-	-	-
172	Govt Funds	A_B6450 Utilities	-	-	-	-
173		A_B6500 Repairs & Maintenance	-	-	-	-
174		A_B6550 Rentals & Leases	-	-	-	-
175		A_B6575 Interest Expense	-	-	-	-
176		A_B6600 Claims & Judgements	-	-	-	-
177		A_B6650 Other Expense	-	-	-	-
178		A_B6700 Subcontracts	-	-	-	-
179		A_B6900 Depreciation & Amortization	-	-	-	-
180		A_B7000 Capital Expense	-	-	-	-
181		A_B7200 Discontinued Operations	-	-	-	-
182		A_B7500 Other Non Operating Expenses	-	-	-	-
183		A_B7600 Internal Allocations & Sales	-	-	-	-
184		A_B7700 Funding Tranfers	-	-	-	-
185		Total_Expenses Expenses	-	-	-	-
186		Statement of Activities Net Result	-	-	-	-


	A	B	C	D	E	F	
1							
2	O_90252: Womens Golf						
3	Board of Trustees Report						
4	O_90252: Womens Golf						
5			FY18		FY19		
6	Fund Class - Source	Summary Level Natural Accounts	Budget	Actual through March	Budget	Variance FY18 Budget to FY19 Budget	
7	FC_105 Unrestricted Operating Class	A_B4000 Tuition & Educational Fees	3,433	98,009	141,981	138,548	
8		A_B4100 Sales of Goods & Services	-	-	-	-	
9		A_B4300 Grants & Contracts	-	-	-	-	
10		A_43501 Federal Appropriations	-	-	-	-	
11		A_B4400 Other Operating Revenue	-	-	-	-	
12		A_B5000 Non Operating Revenues	-	-	-	-	
13		A_B5100 Appropriations	-	-	-	-	
14		A_B5300 Gifts	-	-	-	-	
15		A_B5500 Investment Income	-	-	-	-	
16		A_B5600 Other Non Operating Revenues	-	-	-	-	
17			Total_Revenue Revenue	3,433	98,009	141,981	138,548
18			A_B6000 Salaries, Wages & Benefits	126,835	93,016	130,014	3,179
19			A_B6200 Services & Fees	420	1,243	-	(420)
20			A_B6300 Travel	59,860	32,621	54,424	(5,436)
21			A_B6400 Supplies	11,650	23,266	21,336	9,686
22			A_B6450 Utilities	-	-	-	-
23			A_B6500 Repairs & Maintenance	200	-	200	-
24			A_B6550 Rentals & Leases	-	4,240	-	-
25			A_B6575 Interest Expense	-	-	-	-
26			A_B6600 Claims & Judgements	-	-	-	-
27			A_B6650 Other Expense	75	1,140	325	250
28			A_B6700 Subcontracts	-	-	-	-
29			A_B6900 Depreciation & Amortization	-	-	-	-
30			A_B7000 Capital Expense	-	-	-	-
31			A_B7200 Discontinued Operations	-	-	-	-
32			A_B7500 Other Non Operating Expenses	-	-	-	-
33			A_B7600 Internal Allocations & Sales	-	3,271	420	420
34			A_B7700 Funding Tranfers	-	-	-	-
35			Total_Expenses Expenses	199,040	158,795	206,719	7,679
36			Statement of Activities Net Result	202,473	256,805	348,700	146,227
37		FC_B20 Designated Op	A_B4000 Tuition & Educational Fees	-	-	-	-
38			A_B4100 Sales of Goods & Services	-	-	-	-
39			A_B4300 Grants & Contracts	-	-	-	-
40			A_43501 Federal Appropriations	-	-	-	-
41			A_B4400 Other Operating Revenue	-	-	-	-
42			A_B5000 Non Operating Revenues	-	-	-	-
43	A_B5100 Appropriations		-	-	-	-	
44	A_B5300 Gifts		-	-	-	-	
45	A_B5500 Investment Income		-	-	-	-	
46	A_B5600 Other Non Operating Revenues		-	-	-	-	
47			Total_Revenue Revenue	-	-	-	-
48			A_B6000 Salaries, Wages & Benefits	-	-	-	-
49			A_B6200 Services & Fees	-	-	-	-
50			A_B6300 Travel	-	-	-	-
51			A_B6400 Supplies	-	-	-	-
52			A_B6450 Utilities	-	-	-	-
53			A_B6500 Repairs & Maintenance	-	-	-	-
54			A_B6550 Rentals & Leases	-	-	-	-
55			A_B6575 Interest Expense	-	-	-	-
56			A_B6600 Claims & Judgements	-	-	-	-
57			A_B6650 Other Expense	-	-	-	-
58			A_B6700 Subcontracts	-	-	-	-
59			A_B6900 Depreciation & Amortization	-	-	-	-
60			A_B7000 Capital Expense	-	-	-	-
61			A_B7200 Discontinued Operations	-	-	-	-
62			A_B7500 Other Non Operating Expenses	-	-	-	-
63			A_B7600 Internal Allocations & Sales	-	-	-	-
64			A_B7700 Funding Tranfers	-	-	-	-
65			Total_Expenses Expenses	-	-	-	-
66			Statement of Activities Net Result	-	-	-	-


	A	B	C	D	E	F
1						
2	O_90252: Womens Golf					
3	Board of Trustees Report					
4	O_90252: Womens Golf					
5			FY18		FY19	
6	Fund Class - Source	Summary Level Natural Accounts	Budget	Actual through March	Budget	Variance FY18 Budget to FY19 Budget
67		A_B4000 Tuition & Educational Fees	-	-	-	-
68		A_B4100 Sales of Goods & Services	-	-	-	-
69		A_B4300 Grants & Contracts	-	-	-	-
70		A_43501 Federal Appropriations	-	-	-	-
71		A_B4400 Other Operating Revenue	-	-	-	-
72		A_B5000 Non Operating Revenues	-	-	-	-
73		A_B5100 Appropriations	-	-	-	-
74		A_B5300 Gifts	-	-	-	-
75		A_B5500 Investment Income	-	-	-	-
76		A_B5600 Other Non Operating Revenues	-	-	-	-
77		Total_Revenue Revenue	-	-	-	-
78		A_B6000 Salaries, Wages & Benefits	-	-	-	-
79		A_B6200 Services & Fees	-	-	-	-
80		A_B6300 Travel	-	-	-	-
81	FC_B30 Restr	A_B6400 Supplies	-	-	-	-
82	Expendable Op	A_B6450 Utilities	-	-	-	-
83		A_B6500 Repairs & Maintenance	-	-	-	-
84		A_B6550 Rentals & Leases	-	-	-	-
85		A_B6575 Interest Expense	-	-	-	-
86		A_B6600 Claims & Judgements	-	-	-	-
87		A_B6650 Other Expense	-	-	-	-
88		A_B6700 Subcontracts	-	-	-	-
89		A_B6900 Depreciation & Amortization	-	-	-	-
90		A_B7000 Capital Expense	-	-	-	-
91		A_B7200 Discontinued Operations	-	-	-	-
92		A_B7500 Other Non Operating Expenses	-	-	-	-
93		A_B7600 Internal Allocations & Sales	-	-	-	-
94		A_B7700 Funding Tranfers	-	-	-	-
95		Total_Expenses Expenses	-	-	-	-
96		Statement of Activities Net Result	-	-	-	-
97		A_B4000 Tuition & Educational Fees	-	-	-	-
98		A_B4100 Sales of Goods & Services	-	-	-	-
99		A_B4300 Grants & Contracts	-	-	-	-
100		A_43501 Federal Appropriations	-	-	-	-
101		A_B4400 Other Operating Revenue	-	-	-	-
102		A_B5000 Non Operating Revenues	-	-	-	-
103		A_B5100 Appropriations	-	-	-	-
104		A_B5300 Gifts	-	-	-	-
105		A_B5500 Investment Income	-	-	-	-
106		A_B5600 Other Non Operating Revenues	-	-	-	-
107		Total_Revenue Revenue	-	-	-	-
108		A_B6000 Salaries, Wages & Benefits	-	-	-	-
109		A_B6200 Services & Fees	-	-	-	-
110		A_B6300 Travel	-	-	-	-
111	FC_B35 Restr	A_B6400 Supplies	-	-	-	-
112	Expendable Non Op	A_B6450 Utilities	-	-	-	-
113		A_B6500 Repairs & Maintenance	-	-	-	-
114		A_B6550 Rentals & Leases	-	-	-	-
115		A_B6575 Interest Expense	-	-	-	-
116		A_B6600 Claims & Judgements	-	-	-	-
117		A_B6650 Other Expense	-	-	-	-
118		A_B6700 Subcontracts	-	-	-	-
119		A_B6900 Depreciation & Amortization	-	-	-	-
120		A_B7000 Capital Expense	-	-	-	-
121		A_B7200 Discontinued Operations	-	-	-	-
122		A_B7500 Other Non Operating Expenses	-	-	-	-
123		A_B7600 Internal Allocations & Sales	-	-	-	-
124		A_B7700 Funding Tranfers	-	-	-	-
125		Total_Expenses Expenses	-	-	-	-
126		Statement of Activities Net Result	-	-	-	-

	A	B	C	D	E	F
1						
2	O_90252: Womens Golf					
3	Board of Trustees Report					
4	O_90252: Womens Golf					
5			FY18		FY19	
6	Fund Class - Source	Summary Level Natural Accounts	Budget	Actual through March	Budget	Variance FY18 Budget to FY19 Budget
127		A_B4000 Tuition & Educational Fees	-	-	-	-
128		A_B4100 Sales of Goods & Services	-	-	-	-
129		A_B4300 Grants & Contracts	-	-	-	-
130		A_43501 Federal Appropriations	-	-	-	-
131		A_B4400 Other Operating Revenue	-	-	-	-
132		A_B5000 Non Operating Revenues	-	-	-	-
133		A_B5100 Appropriations	-	-	-	-
134		A_B5300 Gifts	-	-	-	-
135		A_B5500 Investment Income	-	-	-	-
136		A_B5600 Other Non Operating Revenues	-	-	-	-
137		Total_Revenue Revenue	-	-	-	-
138		A_B6000 Salaries, Wages & Benefits	-	-	-	-
139		A_B6200 Services & Fees	-	-	-	-
140		A_B6300 Travel	-	-	-	-
141	FC_B40 Restr	A_B6400 Supplies	-	-	-	-
142	Grants	A_B6450 Utilities	-	-	-	-
143		A_B6500 Repairs & Maintenance	-	-	-	-
144		A_B6550 Rentals & Leases	-	-	-	-
145		A_B6575 Interest Expense	-	-	-	-
146		A_B6600 Claims & Judgements	-	-	-	-
147		A_B6650 Other Expense	-	-	-	-
148		A_B6700 Subcontracts	-	-	-	-
149		A_B6900 Depreciation & Amortization	-	-	-	-
150		A_B7000 Capital Expense	-	-	-	-
151		A_B7200 Discontinued Operations	-	-	-	-
152		A_B7500 Other Non Operating Expenses	-	-	-	-
153		A_B7600 Internal Allocations & Sales	-	-	-	-
154		A_B7700 Funding Tranfers	-	-	-	-
155		Total_Expenses Expenses	-	-	-	-
156		Statement of Activities Net Result	-	-	-	-
157		A_B4000 Tuition & Educational Fees	-	-	-	-
158		A_B4100 Sales of Goods & Services	-	-	-	-
159		A_B4300 Grants & Contracts	-	-	-	-
160		A_43501 Federal Appropriations	-	-	-	-
161		A_B4400 Other Operating Revenue	-	-	-	-
162		A_B5000 Non Operating Revenues	-	-	-	-
163		A_B5100 Appropriations	-	-	-	-
164		A_B5300 Gifts	-	-	-	-
165		A_B5500 Investment Income	-	-	-	-
166		A_B5600 Other Non Operating Revenues	-	-	-	-
167		Total_Revenue Revenue	-	-	-	-
168		A_B6000 Salaries, Wages & Benefits	-	-	-	-
169		A_B6200 Services & Fees	-	-	-	-
170		A_B6300 Travel	-	-	-	-
171	FC_B45 Restr	A_B6400 Supplies	-	-	-	-
172	Govt Funds	A_B6450 Utilities	-	-	-	-
173		A_B6500 Repairs & Maintenance	-	-	-	-
174		A_B6550 Rentals & Leases	-	-	-	-
175		A_B6575 Interest Expense	-	-	-	-
176		A_B6600 Claims & Judgements	-	-	-	-
177		A_B6650 Other Expense	-	-	-	-
178		A_B6700 Subcontracts	-	-	-	-
179		A_B6900 Depreciation & Amortization	-	-	-	-
180		A_B7000 Capital Expense	-	-	-	-
181		A_B7200 Discontinued Operations	-	-	-	-
182		A_B7500 Other Non Operating Expenses	-	-	-	-
183		A_B7600 Internal Allocations & Sales	-	-	-	-
184		A_B7700 Funding Tranfers	-	-	-	-
185		Total_Expenses Expenses	-	-	-	-
186		Statement of Activities Net Result	-	-	-	-


	A	B	C	D	E	F	
1							
2	O_90253: Womens Soccer						
3	Board of Trustees Report						
4	O_90253: Womens Soccer						
5			FY18		FY19		
6	Fund Class - Source	Summary Level Natural Accounts	Budget	Actual through March	Budget	Variance FY18 Budget to FY19 Budget	
7	FC_105 Unrestricted Operating Class	A_B4000 Tuition & Educational Fees	25,500	140,626	192,385	166,885	
8		A_B4100 Sales of Goods & Services	-	-	-	-	
9		A_B4300 Grants & Contracts	-	-	-	-	
10		A_43501 Federal Appropriations	-	-	-	-	
11		A_B4400 Other Operating Revenue	-	-	-	-	
12		A_B5000 Non Operating Revenues	-	-	-	-	
13		A_B5100 Appropriations	-	-	-	-	
14		A_B5300 Gifts	-	-	-	-	
15		A_B5500 Investment Income	-	-	-	-	
16		A_B5600 Other Non Operating Revenues	-	-	-	-	
17			Total_Revenue Revenue	25,500	140,626	192,385	166,885
18			A_B6000 Salaries, Wages & Benefits	342,873	255,854	354,765	11,893
19			A_B6200 Services & Fees	3,000	26,732	41,725	38,725
20			A_B6300 Travel	175,000	100,951	158,775	(16,225)
21			A_B6400 Supplies	29,320	28,250	29,320	-
22			A_B6450 Utilities	-	891	-	-
23			A_B6500 Repairs & Maintenance	-	-	-	-
24			A_B6550 Rentals & Leases	-	600	-	-
25			A_B6575 Interest Expense	-	-	-	-
26			A_B6600 Claims & Judgements	-	-	-	-
27			A_B6650 Other Expense	16,200	16,764	16,200	-
28			A_B6700 Subcontracts	-	-	-	-
29			A_B6900 Depreciation & Amortization	-	-	-	-
30			A_B7000 Capital Expense	-	-	-	-
31			A_B7200 Discontinued Operations	-	-	-	-
32			A_B7500 Other Non Operating Expenses	-	-	-	-
33			A_B7600 Internal Allocations & Sales	-	1,765	3,000	3,000
34			A_B7700 Funding Tranfers	-	-	-	-
35			Total_Expenses Expenses	566,393	431,807	603,785	37,393
36			Statement of Activities Net Result	591,893	572,432	796,170	204,278
37		FC_B20 Designated Op	A_B4000 Tuition & Educational Fees	-	-	-	-
38			A_B4100 Sales of Goods & Services	-	-	-	-
39			A_B4300 Grants & Contracts	-	-	-	-
40			A_43501 Federal Appropriations	-	-	-	-
41			A_B4400 Other Operating Revenue	-	-	-	-
42			A_B5000 Non Operating Revenues	-	-	-	-
43	A_B5100 Appropriations		-	-	-	-	
44	A_B5300 Gifts		-	-	-	-	
45	A_B5500 Investment Income		-	-	-	-	
46	A_B5600 Other Non Operating Revenues		-	-	-	-	
47			Total_Revenue Revenue	-	-	-	-
48			A_B6000 Salaries, Wages & Benefits	-	-	-	-
49			A_B6200 Services & Fees	-	-	-	-
50			A_B6300 Travel	-	-	-	-
51			A_B6400 Supplies	-	-	-	-
52			A_B6450 Utilities	-	-	-	-
53			A_B6500 Repairs & Maintenance	-	-	-	-
54			A_B6550 Rentals & Leases	-	-	-	-
55			A_B6575 Interest Expense	-	-	-	-
56			A_B6600 Claims & Judgements	-	-	-	-
57			A_B6650 Other Expense	-	-	-	-
58			A_B6700 Subcontracts	-	-	-	-
59			A_B6900 Depreciation & Amortization	-	-	-	-
60			A_B7000 Capital Expense	-	-	-	-
61			A_B7200 Discontinued Operations	-	-	-	-
62			A_B7500 Other Non Operating Expenses	-	-	-	-
63			A_B7600 Internal Allocations & Sales	-	-	-	-
64			A_B7700 Funding Tranfers	-	-	-	-
65			Total_Expenses Expenses	-	-	-	-
66			Statement of Activities Net Result	-	-	-	-


	A	B	C	D	E	F
1						
2	O_90253: Womens Soccer					
3	Board of Trustees Report					
4	O_90253: Womens Soccer					
5			FY18		FY19	
6	Fund Class - Source	Summary Level Natural Accounts	Budget	Actual through March	Budget	Variance FY18 Budget to FY19 Budget
67		A_B4000 Tuition & Educational Fees	-	-	-	-
68		A_B4100 Sales of Goods & Services	-	-	-	-
69		A_B4300 Grants & Contracts	-	-	-	-
70		A_43501 Federal Appropriations	-	-	-	-
71		A_B4400 Other Operating Revenue	-	-	-	-
72		A_B5000 Non Operating Revenues	-	-	-	-
73		A_B5100 Appropriations	-	-	-	-
74		A_B5300 Gifts	-	-	-	-
75		A_B5500 Investment Income	-	-	-	-
76		A_B5600 Other Non Operating Revenues	-	-	-	-
77		Total_Revenue Revenue	-	-	-	-
78		A_B6000 Salaries, Wages & Benefits	-	-	-	-
79		A_B6200 Services & Fees	-	-	-	-
80		A_B6300 Travel	-	-	-	-
81	FC_B30 Restr	A_B6400 Supplies	-	-	-	-
82	Expendable Op	A_B6450 Utilities	-	-	-	-
83		A_B6500 Repairs & Maintenance	-	-	-	-
84		A_B6550 Rentals & Leases	-	-	-	-
85		A_B6575 Interest Expense	-	-	-	-
86		A_B6600 Claims & Judgements	-	-	-	-
87		A_B6650 Other Expense	-	-	-	-
88		A_B6700 Subcontracts	-	-	-	-
89		A_B6900 Depreciation & Amortization	-	-	-	-
90		A_B7000 Capital Expense	-	-	-	-
91		A_B7200 Discontinued Operations	-	-	-	-
92		A_B7500 Other Non Operating Expenses	-	-	-	-
93		A_B7600 Internal Allocations & Sales	-	-	-	-
94		A_B7700 Funding Tranfers	-	-	-	-
95		Total_Expenses Expenses	-	-	-	-
96		Statement of Activities Net Result	-	-	-	-
97		A_B4000 Tuition & Educational Fees	-	-	-	-
98		A_B4100 Sales of Goods & Services	-	-	-	-
99		A_B4300 Grants & Contracts	-	-	-	-
100		A_43501 Federal Appropriations	-	-	-	-
101		A_B4400 Other Operating Revenue	-	-	-	-
102		A_B5000 Non Operating Revenues	-	-	-	-
103		A_B5100 Appropriations	-	-	-	-
104		A_B5300 Gifts	-	-	-	-
105		A_B5500 Investment Income	-	-	-	-
106		A_B5600 Other Non Operating Revenues	-	-	-	-
107		Total_Revenue Revenue	-	-	-	-
108		A_B6000 Salaries, Wages & Benefits	-	-	-	-
109		A_B6200 Services & Fees	-	-	-	-
110		A_B6300 Travel	-	-	-	-
111	FC_B35 Restr	A_B6400 Supplies	-	-	-	-
112	Expendable Non Op	A_B6450 Utilities	-	-	-	-
113		A_B6500 Repairs & Maintenance	-	-	-	-
114		A_B6550 Rentals & Leases	-	-	-	-
115		A_B6575 Interest Expense	-	-	-	-
116		A_B6600 Claims & Judgements	-	-	-	-
117		A_B6650 Other Expense	-	-	-	-
118		A_B6700 Subcontracts	-	-	-	-
119		A_B6900 Depreciation & Amortization	-	-	-	-
120		A_B7000 Capital Expense	-	-	-	-
121		A_B7200 Discontinued Operations	-	-	-	-
122		A_B7500 Other Non Operating Expenses	-	-	-	-
123		A_B7600 Internal Allocations & Sales	-	-	-	-
124		A_B7700 Funding Tranfers	-	-	-	-
125		Total_Expenses Expenses	-	-	-	-
126		Statement of Activities Net Result	-	-	-	-


	A	B	C	D	E	F
1						
2	O_90253: Womens Soccer					
3	Board of Trustees Report					
4	O_90253: Womens Soccer					
5			FY18		FY19	
6	Fund Class - Source	Summary Level Natural Accounts	Budget	Actual through March	Budget	Variance FY18 Budget to FY19 Budget
127		A_B4000 Tuition & Educational Fees	-	-	-	-
128		A_B4100 Sales of Goods & Services	-	-	-	-
129		A_B4300 Grants & Contracts	-	-	-	-
130		A_43501 Federal Appropriations	-	-	-	-
131		A_B4400 Other Operating Revenue	-	-	-	-
132		A_B5000 Non Operating Revenues	-	-	-	-
133		A_B5100 Appropriations	-	-	-	-
134		A_B5300 Gifts	-	-	-	-
135		A_B5500 Investment Income	-	-	-	-
136		A_B5600 Other Non Operating Revenues	-	-	-	-
137		Total_Revenue Revenue	-	-	-	-
138		A_B6000 Salaries, Wages & Benefits	-	-	-	-
139		A_B6200 Services & Fees	-	-	-	-
140		A_B6300 Travel	-	-	-	-
141	FC_B40 Restr	A_B6400 Supplies	-	-	-	-
142	Grants	A_B6450 Utilities	-	-	-	-
143		A_B6500 Repairs & Maintenance	-	-	-	-
144		A_B6550 Rentals & Leases	-	-	-	-
145		A_B6575 Interest Expense	-	-	-	-
146		A_B6600 Claims & Judgements	-	-	-	-
147		A_B6650 Other Expense	-	-	-	-
148		A_B6700 Subcontracts	-	-	-	-
149		A_B6900 Depreciation & Amortization	-	-	-	-
150		A_B7000 Capital Expense	-	-	-	-
151		A_B7200 Discontinued Operations	-	-	-	-
152		A_B7500 Other Non Operating Expenses	-	-	-	-
153		A_B7600 Internal Allocations & Sales	-	-	-	-
154		A_B7700 Funding Tranfers	-	-	-	-
155		Total_Expenses Expenses	-	-	-	-
156		Statement of Activities Net Result	-	-	-	-
157		A_B4000 Tuition & Educational Fees	-	-	-	-
158		A_B4100 Sales of Goods & Services	-	-	-	-
159		A_B4300 Grants & Contracts	-	-	-	-
160		A_43501 Federal Appropriations	-	-	-	-
161		A_B4400 Other Operating Revenue	-	-	-	-
162		A_B5000 Non Operating Revenues	-	-	-	-
163		A_B5100 Appropriations	-	-	-	-
164		A_B5300 Gifts	-	-	-	-
165		A_B5500 Investment Income	-	-	-	-
166		A_B5600 Other Non Operating Revenues	-	-	-	-
167		Total_Revenue Revenue	-	-	-	-
168		A_B6000 Salaries, Wages & Benefits	-	-	-	-
169		A_B6200 Services & Fees	-	-	-	-
170		A_B6300 Travel	-	-	-	-
171	FC_B45 Restr	A_B6400 Supplies	-	-	-	-
172	Govt Funds	A_B6450 Utilities	-	-	-	-
173		A_B6500 Repairs & Maintenance	-	-	-	-
174		A_B6550 Rentals & Leases	-	-	-	-
175		A_B6575 Interest Expense	-	-	-	-
176		A_B6600 Claims & Judgements	-	-	-	-
177		A_B6650 Other Expense	-	-	-	-
178		A_B6700 Subcontracts	-	-	-	-
179		A_B6900 Depreciation & Amortization	-	-	-	-
180		A_B7000 Capital Expense	-	-	-	-
181		A_B7200 Discontinued Operations	-	-	-	-
182		A_B7500 Other Non Operating Expenses	-	-	-	-
183		A_B7600 Internal Allocations & Sales	-	-	-	-
184		A_B7700 Funding Tranfers	-	-	-	-
185		Total_Expenses Expenses	-	-	-	-
186		Statement of Activities Net Result	-	-	-	-


	A	B	C	D	E	F	
1							
2	O_90254: Womens Swimming & Diving						
3	Board of Trustees Report						
4	O_90254: Womens Swimming & Diving						
5			FY18		FY19		
6	Fund Class - Source	Summary Level Natural Accounts	Budget	Actual through March	Budget	Variance FY18 Budget to FY19 Budget	
7	FC_105 Unrestricted Operating Class	A_B4000 Tuition & Educational Fees	9,533	351,707	364,458	354,925	
8		A_B4100 Sales of Goods & Services	-	-	-	-	
9		A_B4300 Grants & Contracts	-	-	-	-	
10		A_43501 Federal Appropriations	-	-	-	-	
11		A_B4400 Other Operating Revenue	-	-	-	-	
12		A_B5000 Non Operating Revenues	-	-	-	-	
13		A_B5100 Appropriations	-	-	-	-	
14		A_B5300 Gifts	-	-	-	-	
15		A_B5500 Investment Income	-	-	-	-	
16		A_B5600 Other Non Operating Revenues	-	-	-	-	
17			Total_Revenue Revenue	9,533	351,707	364,458	354,925
18			A_B6000 Salaries, Wages & Benefits	184,153	119,709	179,921	(4,232)
19			A_B6200 Services & Fees	2,000	4,275	-	(2,000)
20			A_B6300 Travel	122,605	95,463	145,625	23,020
21			A_B6400 Supplies	13,350	14,781	19,130	5,780
22			A_B6450 Utilities	-	-	-	-
23			A_B6500 Repairs & Maintenance	-	-	-	-
24			A_B6550 Rentals & Leases	50	-	50	-
25			A_B6575 Interest Expense	-	-	-	-
26			A_B6600 Claims & Judgements	-	-	-	-
27			A_B6650 Other Expense	750	1,409	750	-
28			A_B6700 Subcontracts	-	-	-	-
29			A_B6900 Depreciation & Amortization	-	-	-	-
30			A_B7000 Capital Expense	-	-	-	-
31			A_B7200 Discontinued Operations	-	-	-	-
32			A_B7500 Other Non Operating Expenses	-	-	-	-
33			A_B7600 Internal Allocations & Sales	-	3,432	2,000	2,000
34			A_B7700 Funding Tranfers	-	-	-	-
35			Total_Expenses Expenses	322,908	239,069	347,476	24,568
36			Statement of Activities Net Result	332,441	590,776	711,934	379,493
37		FC_B20 Designated Op	A_B4000 Tuition & Educational Fees	-	-	-	-
38			A_B4100 Sales of Goods & Services	-	-	-	-
39			A_B4300 Grants & Contracts	-	-	-	-
40			A_43501 Federal Appropriations	-	-	-	-
41			A_B4400 Other Operating Revenue	-	-	-	-
42			A_B5000 Non Operating Revenues	-	-	-	-
43	A_B5100 Appropriations		-	-	-	-	
44	A_B5300 Gifts		-	-	-	-	
45	A_B5500 Investment Income		-	-	-	-	
46	A_B5600 Other Non Operating Revenues		-	-	-	-	
47			Total_Revenue Revenue	-	-	-	-
48			A_B6000 Salaries, Wages & Benefits	-	-	-	-
49			A_B6200 Services & Fees	-	-	-	-
50			A_B6300 Travel	-	-	-	-
51			A_B6400 Supplies	-	-	-	-
52			A_B6450 Utilities	-	-	-	-
53			A_B6500 Repairs & Maintenance	-	-	-	-
54			A_B6550 Rentals & Leases	-	-	-	-
55			A_B6575 Interest Expense	-	-	-	-
56			A_B6600 Claims & Judgements	-	-	-	-
57			A_B6650 Other Expense	-	-	-	-
58			A_B6700 Subcontracts	-	-	-	-
59			A_B6900 Depreciation & Amortization	-	-	-	-
60			A_B7000 Capital Expense	-	-	-	-
61			A_B7200 Discontinued Operations	-	-	-	-
62			A_B7500 Other Non Operating Expenses	-	-	-	-
63			A_B7600 Internal Allocations & Sales	-	-	-	-
64			A_B7700 Funding Tranfers	-	-	-	-
65			Total_Expenses Expenses	-	-	-	-
66			Statement of Activities Net Result	-	-	-	-


	A	B	C	D	E	F
1						
2	O_90254: Womens Swimming & Diving					
3	Board of Trustees Report					
4	O_90254: Womens Swimming & Diving					
5			FY18		FY19	
6	Fund Class - Source	Summary Level Natural Accounts	Budget	Actual through March	Budget	Variance FY18 Budget to FY19 Budget
67		A_B4000 Tuition & Educational Fees	-	-	-	-
68		A_B4100 Sales of Goods & Services	-	-	-	-
69		A_B4300 Grants & Contracts	-	-	-	-
70		A_43501 Federal Appropriations	-	-	-	-
71		A_B4400 Other Operating Revenue	-	-	-	-
72		A_B5000 Non Operating Revenues	-	-	-	-
73		A_B5100 Appropriations	-	-	-	-
74		A_B5300 Gifts	-	-	-	-
75		A_B5500 Investment Income	-	-	-	-
76		A_B5600 Other Non Operating Revenues	-	-	-	-
77		Total_Revenue Revenue	-	-	-	-
78		A_B6000 Salaries, Wages & Benefits	-	-	-	-
79		A_B6200 Services & Fees	-	-	-	-
80		A_B6300 Travel	-	-	-	-
81	FC_B30 Restr	A_B6400 Supplies	-	-	-	-
82	Expendable Op	A_B6450 Utilities	-	-	-	-
83		A_B6500 Repairs & Maintenance	-	-	-	-
84		A_B6550 Rentals & Leases	-	-	-	-
85		A_B6575 Interest Expense	-	-	-	-
86		A_B6600 Claims & Judgements	-	-	-	-
87		A_B6650 Other Expense	-	-	-	-
88		A_B6700 Subcontracts	-	-	-	-
89		A_B6900 Depreciation & Amortization	-	-	-	-
90		A_B7000 Capital Expense	-	-	-	-
91		A_B7200 Discontinued Operations	-	-	-	-
92		A_B7500 Other Non Operating Expenses	-	-	-	-
93		A_B7600 Internal Allocations & Sales	-	-	-	-
94		A_B7700 Funding Tranfers	-	-	-	-
95		Total_Expenses Expenses	-	-	-	-
96		Statement of Activities Net Result	-	-	-	-
97		A_B4000 Tuition & Educational Fees	-	-	-	-
98		A_B4100 Sales of Goods & Services	-	-	-	-
99		A_B4300 Grants & Contracts	-	-	-	-
100		A_43501 Federal Appropriations	-	-	-	-
101		A_B4400 Other Operating Revenue	-	-	-	-
102		A_B5000 Non Operating Revenues	-	-	-	-
103		A_B5100 Appropriations	-	-	-	-
104		A_B5300 Gifts	-	-	-	-
105		A_B5500 Investment Income	-	-	-	-
106		A_B5600 Other Non Operating Revenues	-	-	-	-
107		Total_Revenue Revenue	-	-	-	-
108		A_B6000 Salaries, Wages & Benefits	-	-	-	-
109		A_B6200 Services & Fees	-	-	-	-
110		A_B6300 Travel	-	-	-	-
111	FC_B35 Restr	A_B6400 Supplies	-	-	-	-
112	Expendable Non Op	A_B6450 Utilities	-	-	-	-
113		A_B6500 Repairs & Maintenance	-	-	-	-
114		A_B6550 Rentals & Leases	-	-	-	-
115		A_B6575 Interest Expense	-	-	-	-
116		A_B6600 Claims & Judgements	-	-	-	-
117		A_B6650 Other Expense	-	-	-	-
118		A_B6700 Subcontracts	-	-	-	-
119		A_B6900 Depreciation & Amortization	-	-	-	-
120		A_B7000 Capital Expense	-	-	-	-
121		A_B7200 Discontinued Operations	-	-	-	-
122		A_B7500 Other Non Operating Expenses	-	-	-	-
123		A_B7600 Internal Allocations & Sales	-	-	-	-
124		A_B7700 Funding Tranfers	-	-	-	-
125		Total_Expenses Expenses	-	-	-	-
126		Statement of Activities Net Result	-	-	-	-

	A	B	C	D	E	F
1						
2	O_90254: Womens Swimming & Diving					
3	Board of Trustees Report					
4	O_90254: Womens Swimming & Diving					
5			FY18		FY19	
6	Fund Class - Source	Summary Level Natural Accounts	Budget	Actual through March	Budget	Variance FY18 Budget to FY19 Budget
127		A_B4000 Tuition & Educational Fees	-	-	-	-
128		A_B4100 Sales of Goods & Services	-	-	-	-
129		A_B4300 Grants & Contracts	-	-	-	-
130		A_43501 Federal Appropriations	-	-	-	-
131		A_B4400 Other Operating Revenue	-	-	-	-
132		A_B5000 Non Operating Revenues	-	-	-	-
133		A_B5100 Appropriations	-	-	-	-
134		A_B5300 Gifts	-	-	-	-
135		A_B5500 Investment Income	-	-	-	-
136		A_B5600 Other Non Operating Revenues	-	-	-	-
137		Total_Revenue Revenue	-	-	-	-
138		A_B6000 Salaries, Wages & Benefits	-	-	-	-
139		A_B6200 Services & Fees	-	-	-	-
140		A_B6300 Travel	-	-	-	-
141	FC_B40 Restr	A_B6400 Supplies	-	-	-	-
142	Grants	A_B6450 Utilities	-	-	-	-
143		A_B6500 Repairs & Maintenance	-	-	-	-
144		A_B6550 Rentals & Leases	-	-	-	-
145		A_B6575 Interest Expense	-	-	-	-
146		A_B6600 Claims & Judgements	-	-	-	-
147		A_B6650 Other Expense	-	-	-	-
148		A_B6700 Subcontracts	-	-	-	-
149		A_B6900 Depreciation & Amortization	-	-	-	-
150		A_B7000 Capital Expense	-	-	-	-
151		A_B7200 Discontinued Operations	-	-	-	-
152		A_B7500 Other Non Operating Expenses	-	-	-	-
153		A_B7600 Internal Allocations & Sales	-	-	-	-
154		A_B7700 Funding Tranfers	-	-	-	-
155		Total_Expenses Expenses	-	-	-	-
156		Statement of Activities Net Result	-	-	-	-
157		A_B4000 Tuition & Educational Fees	-	-	-	-
158		A_B4100 Sales of Goods & Services	-	-	-	-
159		A_B4300 Grants & Contracts	-	-	-	-
160		A_43501 Federal Appropriations	-	-	-	-
161		A_B4400 Other Operating Revenue	-	-	-	-
162		A_B5000 Non Operating Revenues	-	-	-	-
163		A_B5100 Appropriations	-	-	-	-
164		A_B5300 Gifts	-	-	-	-
165		A_B5500 Investment Income	-	-	-	-
166		A_B5600 Other Non Operating Revenues	-	-	-	-
167		Total_Revenue Revenue	-	-	-	-
168		A_B6000 Salaries, Wages & Benefits	-	-	-	-
169		A_B6200 Services & Fees	-	-	-	-
170		A_B6300 Travel	-	-	-	-
171	FC_B45 Restr	A_B6400 Supplies	-	-	-	-
172	Govt Funds	A_B6450 Utilities	-	-	-	-
173		A_B6500 Repairs & Maintenance	-	-	-	-
174		A_B6550 Rentals & Leases	-	-	-	-
175		A_B6575 Interest Expense	-	-	-	-
176		A_B6600 Claims & Judgements	-	-	-	-
177		A_B6650 Other Expense	-	-	-	-
178		A_B6700 Subcontracts	-	-	-	-
179		A_B6900 Depreciation & Amortization	-	-	-	-
180		A_B7000 Capital Expense	-	-	-	-
181		A_B7200 Discontinued Operations	-	-	-	-
182		A_B7500 Other Non Operating Expenses	-	-	-	-
183		A_B7600 Internal Allocations & Sales	-	-	-	-
184		A_B7700 Funding Tranfers	-	-	-	-
185		Total_Expenses Expenses	-	-	-	-
186		Statement of Activities Net Result	-	-	-	-


	A	B	C	D	E	F	
1							
2	O_90255: Womens Tennis						
3	Board of Trustees Report						
4	O_90255: Womens Tennis						
5			FY18		FY19		
6	Fund Class - Source	Summary Level Natural Accounts	Budget	Actual through March	Budget	Variance FY18 Budget to FY19 Budget	
7	FC_105 Unrestricted Operating Class	A_B4000 Tuition & Educational Fees	800	94,899	128,293	127,493	
8		A_B4100 Sales of Goods & Services	-	-	-	-	
9		A_B4300 Grants & Contracts	-	-	-	-	
10		A_43501 Federal Appropriations	-	-	-	-	
11		A_B4400 Other Operating Revenue	-	-	-	-	
12		A_B5000 Non Operating Revenues	-	-	-	-	
13		A_B5100 Appropriations	-	-	-	-	
14		A_B5300 Gifts	-	-	-	-	
15		A_B5500 Investment Income	-	-	-	-	
16		A_B5600 Other Non Operating Revenues	-	-	-	-	
17			Total_Revenue Revenue	800	94,899	128,293	127,493
18			A_B6000 Salaries, Wages & Benefits	147,522	85,753	182,686	35,164
19			A_B6200 Services & Fees	1,200	3,120	-	(1,200)
20			A_B6300 Travel	80,650	51,866	81,450	800
21			A_B6400 Supplies	21,525	20,751	21,525	-
22			A_B6450 Utilities	-	377	-	-
23			A_B6500 Repairs & Maintenance	-	-	-	-
24			A_B6550 Rentals & Leases	-	-	-	-
25			A_B6575 Interest Expense	-	-	-	-
26			A_B6600 Claims & Judgements	-	-	-	-
27			A_B6650 Other Expense	825	796	825	-
28			A_B6700 Subcontracts	-	-	-	-
29			A_B6900 Depreciation & Amortization	-	-	-	-
30			A_B7000 Capital Expense	-	-	-	-
31			A_B7200 Discontinued Operations	-	-	-	-
32			A_B7500 Other Non Operating Expenses	-	-	-	-
33			A_B7600 Internal Allocations & Sales	-	6,643	1,200	1,200
34			A_B7700 Funding Tranfers	-	-	-	-
35			Total_Expenses Expenses	251,722	169,306	287,686	35,964
36			Statement of Activities Net Result	252,522	264,205	415,979	163,457
37		FC_B20 Designated Op	A_B4000 Tuition & Educational Fees	-	-	-	-
38			A_B4100 Sales of Goods & Services	-	-	-	-
39			A_B4300 Grants & Contracts	-	-	-	-
40			A_43501 Federal Appropriations	-	-	-	-
41			A_B4400 Other Operating Revenue	-	-	-	-
42			A_B5000 Non Operating Revenues	-	-	-	-
43	A_B5100 Appropriations		-	-	-	-	
44	A_B5300 Gifts		-	-	-	-	
45	A_B5500 Investment Income		-	-	-	-	
46	A_B5600 Other Non Operating Revenues		-	-	-	-	
47			Total_Revenue Revenue	-	-	-	-
48			A_B6000 Salaries, Wages & Benefits	-	-	-	-
49			A_B6200 Services & Fees	-	-	-	-
50			A_B6300 Travel	-	-	-	-
51			A_B6400 Supplies	-	-	-	-
52			A_B6450 Utilities	-	-	-	-
53			A_B6500 Repairs & Maintenance	-	-	-	-
54			A_B6550 Rentals & Leases	-	-	-	-
55			A_B6575 Interest Expense	-	-	-	-
56			A_B6600 Claims & Judgements	-	-	-	-
57			A_B6650 Other Expense	-	-	-	-
58			A_B6700 Subcontracts	-	-	-	-
59			A_B6900 Depreciation & Amortization	-	-	-	-
60			A_B7000 Capital Expense	-	-	-	-
61			A_B7200 Discontinued Operations	-	-	-	-
62			A_B7500 Other Non Operating Expenses	-	-	-	-
63			A_B7600 Internal Allocations & Sales	-	-	-	-
64			A_B7700 Funding Tranfers	-	-	-	-
65			Total_Expenses Expenses	-	-	-	-
66			Statement of Activities Net Result	-	-	-	-


	A	B	C	D	E	F
1						
2	O_90255: Womens Tennis					
3	Board of Trustees Report					
4	O_90255: Womens Tennis					
5			FY18		FY19	
6	Fund Class - Source	Summary Level Natural Accounts	Budget	Actual through March	Budget	Variance FY18 Budget to FY19 Budget
67		A_B4000 Tuition & Educational Fees	-	-	-	-
68		A_B4100 Sales of Goods & Services	-	-	-	-
69		A_B4300 Grants & Contracts	-	-	-	-
70		A_43501 Federal Appropriations	-	-	-	-
71		A_B4400 Other Operating Revenue	-	-	-	-
72		A_B5000 Non Operating Revenues	-	-	-	-
73		A_B5100 Appropriations	-	-	-	-
74		A_B5300 Gifts	-	-	-	-
75		A_B5500 Investment Income	-	-	-	-
76		A_B5600 Other Non Operating Revenues	-	-	-	-
77		Total_Revenue Revenue	-	-	-	-
78		A_B6000 Salaries, Wages & Benefits	-	-	-	-
79		A_B6200 Services & Fees	-	-	-	-
80		A_B6300 Travel	-	-	-	-
81	FC_B30 Restr	A_B6400 Supplies	-	-	-	-
82	Expendable Op	A_B6450 Utilities	-	-	-	-
83		A_B6500 Repairs & Maintenance	-	-	-	-
84		A_B6550 Rentals & Leases	-	-	-	-
85		A_B6575 Interest Expense	-	-	-	-
86		A_B6600 Claims & Judgements	-	-	-	-
87		A_B6650 Other Expense	-	-	-	-
88		A_B6700 Subcontracts	-	-	-	-
89		A_B6900 Depreciation & Amortization	-	-	-	-
90		A_B7000 Capital Expense	-	-	-	-
91		A_B7200 Discontinued Operations	-	-	-	-
92		A_B7500 Other Non Operating Expenses	-	-	-	-
93		A_B7600 Internal Allocations & Sales	-	-	-	-
94		A_B7700 Funding Tranfers	-	-	-	-
95		Total_Expenses Expenses	-	-	-	-
96		Statement of Activities Net Result	-	-	-	-
97		A_B4000 Tuition & Educational Fees	-	-	-	-
98		A_B4100 Sales of Goods & Services	-	-	-	-
99		A_B4300 Grants & Contracts	-	-	-	-
100		A_43501 Federal Appropriations	-	-	-	-
101		A_B4400 Other Operating Revenue	-	-	-	-
102		A_B5000 Non Operating Revenues	-	-	-	-
103		A_B5100 Appropriations	-	-	-	-
104		A_B5300 Gifts	-	-	-	-
105		A_B5500 Investment Income	-	-	-	-
106		A_B5600 Other Non Operating Revenues	-	-	-	-
107		Total_Revenue Revenue	-	-	-	-
108		A_B6000 Salaries, Wages & Benefits	-	-	-	-
109		A_B6200 Services & Fees	-	-	-	-
110		A_B6300 Travel	-	-	-	-
111	FC_B35 Restr	A_B6400 Supplies	-	-	-	-
112	Expendable Non Op	A_B6450 Utilities	-	-	-	-
113		A_B6500 Repairs & Maintenance	-	-	-	-
114		A_B6550 Rentals & Leases	-	-	-	-
115		A_B6575 Interest Expense	-	-	-	-
116		A_B6600 Claims & Judgements	-	-	-	-
117		A_B6650 Other Expense	-	-	-	-
118		A_B6700 Subcontracts	-	-	-	-
119		A_B6900 Depreciation & Amortization	-	-	-	-
120		A_B7000 Capital Expense	-	-	-	-
121		A_B7200 Discontinued Operations	-	-	-	-
122		A_B7500 Other Non Operating Expenses	-	-	-	-
123		A_B7600 Internal Allocations & Sales	-	-	-	-
124		A_B7700 Funding Tranfers	-	-	-	-
125		Total_Expenses Expenses	-	-	-	-
126		Statement of Activities Net Result	-	-	-	-


	A	B	C	D	E	F
1						
2	O_90255: Womens Tennis					
3	Board of Trustees Report					
4	O_90255: Womens Tennis					
5			FY18		FY19	
6	Fund Class - Source	Summary Level Natural Accounts	Budget	Actual through March	Budget	Variance FY18 Budget to FY19 Budget
127		A_B4000 Tuition & Educational Fees	-	-	-	-
128		A_B4100 Sales of Goods & Services	-	-	-	-
129		A_B4300 Grants & Contracts	-	-	-	-
130		A_43501 Federal Appropriations	-	-	-	-
131		A_B4400 Other Operating Revenue	-	-	-	-
132		A_B5000 Non Operating Revenues	-	-	-	-
133		A_B5100 Appropriations	-	-	-	-
134		A_B5300 Gifts	-	-	-	-
135		A_B5500 Investment Income	-	-	-	-
136		A_B5600 Other Non Operating Revenues	-	-	-	-
137		Total_Revenue Revenue	-	-	-	-
138		A_B6000 Salaries, Wages & Benefits	-	-	-	-
139		A_B6200 Services & Fees	-	-	-	-
140		A_B6300 Travel	-	-	-	-
141	FC_B40 Restr	A_B6400 Supplies	-	-	-	-
142	Grants	A_B6450 Utilities	-	-	-	-
143		A_B6500 Repairs & Maintenance	-	-	-	-
144		A_B6550 Rentals & Leases	-	-	-	-
145		A_B6575 Interest Expense	-	-	-	-
146		A_B6600 Claims & Judgements	-	-	-	-
147		A_B6650 Other Expense	-	-	-	-
148		A_B6700 Subcontracts	-	-	-	-
149		A_B6900 Depreciation & Amortization	-	-	-	-
150		A_B7000 Capital Expense	-	-	-	-
151		A_B7200 Discontinued Operations	-	-	-	-
152		A_B7500 Other Non Operating Expenses	-	-	-	-
153		A_B7600 Internal Allocations & Sales	-	-	-	-
154		A_B7700 Funding Tranfers	-	-	-	-
155		Total_Expenses Expenses	-	-	-	-
156		Statement of Activities Net Result	-	-	-	-
157		A_B4000 Tuition & Educational Fees	-	-	-	-
158		A_B4100 Sales of Goods & Services	-	-	-	-
159		A_B4300 Grants & Contracts	-	-	-	-
160		A_43501 Federal Appropriations	-	-	-	-
161		A_B4400 Other Operating Revenue	-	-	-	-
162		A_B5000 Non Operating Revenues	-	-	-	-
163		A_B5100 Appropriations	-	-	-	-
164		A_B5300 Gifts	-	-	-	-
165		A_B5500 Investment Income	-	-	-	-
166		A_B5600 Other Non Operating Revenues	-	-	-	-
167		Total_Revenue Revenue	-	-	-	-
168		A_B6000 Salaries, Wages & Benefits	-	-	-	-
169		A_B6200 Services & Fees	-	-	-	-
170		A_B6300 Travel	-	-	-	-
171	FC_B45 Restr	A_B6400 Supplies	-	-	-	-
172	Govt Funds	A_B6450 Utilities	-	-	-	-
173		A_B6500 Repairs & Maintenance	-	-	-	-
174		A_B6550 Rentals & Leases	-	-	-	-
175		A_B6575 Interest Expense	-	-	-	-
176		A_B6600 Claims & Judgements	-	-	-	-
177		A_B6650 Other Expense	-	-	-	-
178		A_B6700 Subcontracts	-	-	-	-
179		A_B6900 Depreciation & Amortization	-	-	-	-
180		A_B7000 Capital Expense	-	-	-	-
181		A_B7200 Discontinued Operations	-	-	-	-
182		A_B7500 Other Non Operating Expenses	-	-	-	-
183		A_B7600 Internal Allocations & Sales	-	-	-	-
184		A_B7700 Funding Tranfers	-	-	-	-
185		Total_Expenses Expenses	-	-	-	-
186		Statement of Activities Net Result	-	-	-	-


	A	B	C	D	E	F	
1							
2	O_90256: Womens Track & Field						
3	Board of Trustees Report						
4	O_90256: Womens Track & Field						
5			FY18		FY19		
6	Fund Class - Source	Summary Level Natural Accounts	Budget	Actual through March	Budget	Variance FY18 Budget to FY19 Budget	
7	FC_105 Unrestricted Operating Class	A_B4000 Tuition & Educational Fees	19,968	303,157	472,763	452,795	
8		A_B4100 Sales of Goods & Services	-	-	-	-	
9		A_B4300 Grants & Contracts	-	-	-	-	
10		A_43501 Federal Appropriations	-	-	-	-	
11		A_B4400 Other Operating Revenue	-	(1,518)	-	-	
12		A_B5000 Non Operating Revenues	-	-	-	-	
13		A_B5100 Appropriations	-	-	-	-	
14		A_B5300 Gifts	-	-	-	-	
15		A_B5500 Investment Income	-	-	-	-	
16		A_B5600 Other Non Operating Revenues	-	-	-	-	
17			Total_Revenue Revenue	19,968	301,639	472,763	452,795
18			A_B6000 Salaries, Wages & Benefits	240,490	178,945	254,489	13,999
19			A_B6200 Services & Fees	1,700	3,654	-	(1,700)
20			A_B6300 Travel	153,155	80,166	194,123	40,968
21			A_B6400 Supplies	52,780	30,421	42,581	(10,199)
22			A_B6450 Utilities	-	-	-	-
23			A_B6500 Repairs & Maintenance	-	84	-	-
24			A_B6550 Rentals & Leases	-	-	-	-
25			A_B6575 Interest Expense	-	-	-	-
26			A_B6600 Claims & Judgements	-	-	-	-
27			A_B6650 Other Expense	760	2,305	760	-
28			A_B6700 Subcontracts	-	-	-	-
29			A_B6900 Depreciation & Amortization	-	-	-	-
30			A_B7000 Capital Expense	-	-	-	-
31			A_B7200 Discontinued Operations	-	-	-	-
32			A_B7500 Other Non Operating Expenses	-	-	-	-
33			A_B7600 Internal Allocations & Sales	-	5,903	1,700	1,700
34			A_B7700 Funding Tranfers	-	-	-	-
35			Total_Expenses Expenses	448,885	301,478	493,653	44,768
36			Statement of Activities Net Result	468,853	603,118	966,416	497,563
37		FC_B20 Designated Op	A_B4000 Tuition & Educational Fees	-	-	-	-
38			A_B4100 Sales of Goods & Services	-	-	-	-
39			A_B4300 Grants & Contracts	-	-	-	-
40			A_43501 Federal Appropriations	-	-	-	-
41			A_B4400 Other Operating Revenue	-	-	-	-
42			A_B5000 Non Operating Revenues	-	-	-	-
43	A_B5100 Appropriations		-	-	-	-	
44	A_B5300 Gifts		-	-	-	-	
45	A_B5500 Investment Income		-	-	-	-	
46	A_B5600 Other Non Operating Revenues		-	-	-	-	
47			Total_Revenue Revenue	-	-	-	-
48			A_B6000 Salaries, Wages & Benefits	-	-	-	-
49			A_B6200 Services & Fees	-	-	-	-
50			A_B6300 Travel	-	-	-	-
51			A_B6400 Supplies	-	-	-	-
52			A_B6450 Utilities	-	-	-	-
53			A_B6500 Repairs & Maintenance	-	-	-	-
54			A_B6550 Rentals & Leases	-	-	-	-
55			A_B6575 Interest Expense	-	-	-	-
56			A_B6600 Claims & Judgements	-	-	-	-
57			A_B6650 Other Expense	-	-	-	-
58			A_B6700 Subcontracts	-	-	-	-
59			A_B6900 Depreciation & Amortization	-	-	-	-
60			A_B7000 Capital Expense	-	-	-	-
61			A_B7200 Discontinued Operations	-	-	-	-
62			A_B7500 Other Non Operating Expenses	-	-	-	-
63			A_B7600 Internal Allocations & Sales	-	-	-	-
64			A_B7700 Funding Tranfers	-	-	-	-
65			Total_Expenses Expenses	-	-	-	-
66			Statement of Activities Net Result	-	-	-	-


	A	B	C	D	E	F
1						
2	O_90256: Womens Track & Field					
3	Board of Trustees Report					
4	O_90256: Womens Track & Field					
5			FY18		FY19	
6	Fund Class - Source	Summary Level Natural Accounts	Budget	Actual through March	Budget	Variance FY18 Budget to FY19 Budget
67		A_B4000 Tuition & Educational Fees	-	-	-	-
68		A_B4100 Sales of Goods & Services	-	-	-	-
69		A_B4300 Grants & Contracts	-	-	-	-
70		A_43501 Federal Appropriations	-	-	-	-
71		A_B4400 Other Operating Revenue	-	-	-	-
72		A_B5000 Non Operating Revenues	-	-	-	-
73		A_B5100 Appropriations	-	-	-	-
74		A_B5300 Gifts	-	-	-	-
75		A_B5500 Investment Income	-	-	-	-
76		A_B5600 Other Non Operating Revenues	-	-	-	-
77		Total_Revenue Revenue	-	-	-	-
78		A_B6000 Salaries, Wages & Benefits	-	-	-	-
79		A_B6200 Services & Fees	-	-	-	-
80		A_B6300 Travel	-	-	-	-
81	FC_B30 Restr	A_B6400 Supplies	-	-	-	-
82	Expendable Op	A_B6450 Utilities	-	-	-	-
83		A_B6500 Repairs & Maintenance	-	-	-	-
84		A_B6550 Rentals & Leases	-	-	-	-
85		A_B6575 Interest Expense	-	-	-	-
86		A_B6600 Claims & Judgements	-	-	-	-
87		A_B6650 Other Expense	-	-	-	-
88		A_B6700 Subcontracts	-	-	-	-
89		A_B6900 Depreciation & Amortization	-	-	-	-
90		A_B7000 Capital Expense	-	-	-	-
91		A_B7200 Discontinued Operations	-	-	-	-
92		A_B7500 Other Non Operating Expenses	-	-	-	-
93		A_B7600 Internal Allocations & Sales	-	-	-	-
94		A_B7700 Funding Tranfers	-	-	-	-
95		Total_Expenses Expenses	-	-	-	-
96		Statement of Activities Net Result	-	-	-	-
97		A_B4000 Tuition & Educational Fees	-	-	-	-
98		A_B4100 Sales of Goods & Services	-	-	-	-
99		A_B4300 Grants & Contracts	-	-	-	-
100		A_43501 Federal Appropriations	-	-	-	-
101		A_B4400 Other Operating Revenue	-	-	-	-
102		A_B5000 Non Operating Revenues	-	-	-	-
103		A_B5100 Appropriations	-	-	-	-
104		A_B5300 Gifts	-	-	-	-
105		A_B5500 Investment Income	-	-	-	-
106		A_B5600 Other Non Operating Revenues	-	-	-	-
107		Total_Revenue Revenue	-	-	-	-
108		A_B6000 Salaries, Wages & Benefits	-	-	-	-
109		A_B6200 Services & Fees	-	-	-	-
110		A_B6300 Travel	-	-	-	-
111	FC_B35 Restr	A_B6400 Supplies	-	-	-	-
112	Expendable Non Op	A_B6450 Utilities	-	-	-	-
113		A_B6500 Repairs & Maintenance	-	-	-	-
114		A_B6550 Rentals & Leases	-	-	-	-
115		A_B6575 Interest Expense	-	-	-	-
116		A_B6600 Claims & Judgements	-	-	-	-
117		A_B6650 Other Expense	-	-	-	-
118		A_B6700 Subcontracts	-	-	-	-
119		A_B6900 Depreciation & Amortization	-	-	-	-
120		A_B7000 Capital Expense	-	-	-	-
121		A_B7200 Discontinued Operations	-	-	-	-
122		A_B7500 Other Non Operating Expenses	-	-	-	-
123		A_B7600 Internal Allocations & Sales	-	-	-	-
124		A_B7700 Funding Tranfers	-	-	-	-
125		Total_Expenses Expenses	-	-	-	-
126		Statement of Activities Net Result	-	-	-	-

	A	B	C	D	E	F
1						
2	O_90256: Womens Track & Field					
3	Board of Trustees Report					
4	O_90256: Womens Track & Field					
5			FY18		FY19	
6	Fund Class - Source	Summary Level Natural Accounts	Budget	Actual through March	Budget	Variance FY18 Budget to FY19 Budget
127		A_B4000 Tuition & Educational Fees	-	-	-	-
128		A_B4100 Sales of Goods & Services	-	-	-	-
129		A_B4300 Grants & Contracts	-	-	-	-
130		A_43501 Federal Appropriations	-	-	-	-
131		A_B4400 Other Operating Revenue	-	-	-	-
132		A_B5000 Non Operating Revenues	-	-	-	-
133		A_B5100 Appropriations	-	-	-	-
134		A_B5300 Gifts	-	-	-	-
135		A_B5500 Investment Income	-	-	-	-
136		A_B5600 Other Non Operating Revenues	-	-	-	-
137		Total Revenue Revenue	-	-	-	-
138		A_B6000 Salaries, Wages & Benefits	-	-	-	-
139		A_B6200 Services & Fees	-	-	-	-
140		A_B6300 Travel	-	-	-	-
141	FC_B40 Restr	A_B6400 Supplies	-	-	-	-
142	Grants	A_B6450 Utilities	-	-	-	-
143		A_B6500 Repairs & Maintenance	-	-	-	-
144		A_B6550 Rentals & Leases	-	-	-	-
145		A_B6575 Interest Expense	-	-	-	-
146		A_B6600 Claims & Judgements	-	-	-	-
147		A_B6650 Other Expense	-	-	-	-
148		A_B6700 Subcontracts	-	-	-	-
149		A_B6900 Depreciation & Amortization	-	-	-	-
150		A_B7000 Capital Expense	-	-	-	-
151		A_B7200 Discontinued Operations	-	-	-	-
152		A_B7500 Other Non Operating Expenses	-	-	-	-
153		A_B7600 Internal Allocations & Sales	-	-	-	-
154		A_B7700 Funding Tranfers	-	-	-	-
155		Total Expenses Expenses	-	-	-	-
156		Statement of Activities Net Result	-	-	-	-
157		A_B4000 Tuition & Educational Fees	-	-	-	-
158		A_B4100 Sales of Goods & Services	-	-	-	-
159		A_B4300 Grants & Contracts	-	-	-	-
160		A_43501 Federal Appropriations	-	-	-	-
161		A_B4400 Other Operating Revenue	-	-	-	-
162		A_B5000 Non Operating Revenues	-	-	-	-
163		A_B5100 Appropriations	-	-	-	-
164		A_B5300 Gifts	-	-	-	-
165		A_B5500 Investment Income	-	-	-	-
166		A_B5600 Other Non Operating Revenues	-	-	-	-
167		Total Revenue Revenue	-	-	-	-
168		A_B6000 Salaries, Wages & Benefits	-	-	-	-
169		A_B6200 Services & Fees	-	-	-	-
170		A_B6300 Travel	-	-	-	-
171	FC_B45 Restr	A_B6400 Supplies	-	-	-	-
172	Govt Funds	A_B6450 Utilities	-	-	-	-
173		A_B6500 Repairs & Maintenance	-	-	-	-
174		A_B6550 Rentals & Leases	-	-	-	-
175		A_B6575 Interest Expense	-	-	-	-
176		A_B6600 Claims & Judgements	-	-	-	-
177		A_B6650 Other Expense	-	-	-	-
178		A_B6700 Subcontracts	-	-	-	-
179		A_B6900 Depreciation & Amortization	-	-	-	-
180		A_B7000 Capital Expense	-	-	-	-
181		A_B7200 Discontinued Operations	-	-	-	-
182		A_B7500 Other Non Operating Expenses	-	-	-	-
183		A_B7600 Internal Allocations & Sales	-	-	-	-
184		A_B7700 Funding Tranfers	-	-	-	-
185		Total Expenses Expenses	-	-	-	-
186		Statement of Activities Net Result	-	-	-	-

	A	B	C	D	E	F	
1							
2	O_90257: Womens Volleyball						
3	Board of Trustees Report						
4	O_90257: Womens Volleyball						
5			FY18		FY19		
6	Fund Class - Source	Summary Level Natural Accounts	Budget	Actual through March	Budget	Variance FY18 Budget to FY19 Budget	
7	FC_105 Unrestricted Operating Class	A_B4000 Tuition & Educational Fees	15,500	234,446	305,905	290,405	
8		A_B4100 Sales of Goods & Services	-	-	-	-	
9		A_B4300 Grants & Contracts	-	-	-	-	
10		A_43501 Federal Appropriations	-	-	-	-	
11		A_B4400 Other Operating Revenue	-	(30)	-	-	
12		A_B5000 Non Operating Revenues	-	-	-	-	
13		A_B5100 Appropriations	-	-	-	-	
14		A_B5300 Gifts	-	-	-	-	
15		A_B5500 Investment Income	-	-	-	-	
16		A_B5600 Other Non Operating Revenues	-	-	-	-	
17			Total_Revenue Revenue	15,500	234,416	305,905	290,405
18			A_B6000 Salaries, Wages & Benefits	412,372	314,309	444,116	31,743
19			A_B6200 Services & Fees	2,000	6,741	7,750	5,750
20			A_B6300 Travel	202,500	100,319	210,250	7,750
21			A_B6400 Supplies	25,180	20,520	29,350	4,170
22			A_B6450 Utilities	-	-	-	-
23			A_B6500 Repairs & Maintenance	400	40	400	-
24			A_B6550 Rentals & Leases	-	-	-	-
25			A_B6575 Interest Expense	-	-	-	-
26			A_B6600 Claims & Judgements	-	-	-	-
27			A_B6650 Other Expense	29,600	41,913	46,350	16,750
28			A_B6700 Subcontracts	-	-	-	-
29			A_B6900 Depreciation & Amortization	-	-	-	-
30			A_B7000 Capital Expense	-	-	-	-
31			A_B7200 Discontinued Operations	-	-	-	-
32			A_B7500 Other Non Operating Expenses	-	-	-	-
33			A_B7600 Internal Allocations & Sales	-	1,718	2,000	2,000
34			A_B7700 Funding Tranfers	-	-	-	-
35			Total_Expenses Expenses	672,052	485,560	740,216	68,163
36			Statement of Activities Net Result	687,552	719,976	1,046,121	358,568
37		FC_B20 Designated Op	A_B4000 Tuition & Educational Fees	-	-	-	-
38			A_B4100 Sales of Goods & Services	-	-	-	-
39			A_B4300 Grants & Contracts	-	-	-	-
40			A_43501 Federal Appropriations	-	-	-	-
41			A_B4400 Other Operating Revenue	-	-	-	-
42			A_B5000 Non Operating Revenues	-	-	-	-
43	A_B5100 Appropriations		-	-	-	-	
44	A_B5300 Gifts		-	-	-	-	
45	A_B5500 Investment Income		-	-	-	-	
46	A_B5600 Other Non Operating Revenues		-	-	-	-	
47			Total_Revenue Revenue	-	-	-	-
48			A_B6000 Salaries, Wages & Benefits	-	-	-	-
49			A_B6200 Services & Fees	-	-	-	-
50			A_B6300 Travel	-	-	-	-
51			A_B6400 Supplies	-	-	-	-
52			A_B6450 Utilities	-	-	-	-
53			A_B6500 Repairs & Maintenance	-	-	-	-
54			A_B6550 Rentals & Leases	-	-	-	-
55			A_B6575 Interest Expense	-	-	-	-
56			A_B6600 Claims & Judgements	-	-	-	-
57			A_B6650 Other Expense	-	-	-	-
58			A_B6700 Subcontracts	-	-	-	-
59			A_B6900 Depreciation & Amortization	-	-	-	-
60			A_B7000 Capital Expense	-	-	-	-
61			A_B7200 Discontinued Operations	-	-	-	-
62			A_B7500 Other Non Operating Expenses	-	-	-	-
63			A_B7600 Internal Allocations & Sales	-	-	-	-
64			A_B7700 Funding Tranfers	-	-	-	-
65			Total_Expenses Expenses	-	-	-	-
66			Statement of Activities Net Result	-	-	-	-

	A	B	C	D	E	F
1						
2	O_90257: Womens Volleyball					
3	Board of Trustees Report					
4	O_90257: Womens Volleyball					
5				FY18	FY19	
6	Fund Class - Source	Summary Level Natural Accounts	Budget	Actual through March	Budget	Variance FY18 Budget to FY19 Budget
67		A_B4000 Tuition & Educational Fees	-	560	-	-
68		A_B4100 Sales of Goods & Services	-	-	-	-
69		A_B4300 Grants & Contracts	-	-	-	-
70		A_43501 Federal Appropriations	-	-	-	-
71		A_B4400 Other Operating Revenue	-	-	-	-
72		A_B5000 Non Operating Revenues	-	-	-	-
73		A_B5100 Appropriations	-	-	-	-
74		A_B5300 Gifts	-	-	-	-
75		A_B5500 Investment Income	-	-	-	-
76		A_B5600 Other Non Operating Revenues	-	-	-	-
77		Total Revenue Revenue	-	560	-	-
78		A_B6000 Salaries, Wages & Benefits	-	-	-	-
79		A_B6200 Services & Fees	-	-	-	-
80		A_B6300 Travel	-	-	-	-
81	FC_B30 Restr	A_B6400 Supplies	-	-	-	-
82	Expendable Op	A_B6450 Utilities	-	-	-	-
83		A_B6500 Repairs & Maintenance	-	-	-	-
84		A_B6550 Rentals & Leases	-	-	-	-
85		A_B6575 Interest Expense	-	-	-	-
86		A_B6600 Claims & Judgements	-	-	-	-
87		A_B6650 Other Expense	-	-	-	-
88		A_B6700 Subcontracts	-	-	-	-
89		A_B6900 Depreciation & Amortization	-	-	-	-
90		A_B7000 Capital Expense	-	-	-	-
91		A_B7200 Discontinued Operations	-	-	-	-
92		A_B7500 Other Non Operating Expenses	-	-	-	-
93		A_B7600 Internal Allocations & Sales	-	-	-	-
94		A_B7700 Funding Tranfers	-	-	-	-
95		Total Expenses Expenses	-	-	-	-
96		Statement of Activities Net Result	-	560	-	-
97		A_B4000 Tuition & Educational Fees	-	-	-	-
98		A_B4100 Sales of Goods & Services	-	-	-	-
99		A_B4300 Grants & Contracts	-	-	-	-
100		A_43501 Federal Appropriations	-	-	-	-
101		A_B4400 Other Operating Revenue	-	-	-	-
102		A_B5000 Non Operating Revenues	-	-	-	-
103		A_B5100 Appropriations	-	-	-	-
104		A_B5300 Gifts	-	-	-	-
105		A_B5500 Investment Income	-	-	-	-
106		A_B5600 Other Non Operating Revenues	-	-	-	-
107		Total Revenue Revenue	-	-	-	-
108		A_B6000 Salaries, Wages & Benefits	-	-	-	-
109		A_B6200 Services & Fees	-	-	-	-
110		A_B6300 Travel	-	-	-	-
111	FC_B35 Restr	A_B6400 Supplies	-	-	-	-
112	Expendable Non Op	A_B6450 Utilities	-	-	-	-
113		A_B6500 Repairs & Maintenance	-	-	-	-
114		A_B6550 Rentals & Leases	-	-	-	-
115		A_B6575 Interest Expense	-	-	-	-
116		A_B6600 Claims & Judgements	-	-	-	-
117		A_B6650 Other Expense	-	-	-	-
118		A_B6700 Subcontracts	-	-	-	-
119		A_B6900 Depreciation & Amortization	-	-	-	-
120		A_B7000 Capital Expense	-	-	-	-
121		A_B7200 Discontinued Operations	-	-	-	-
122		A_B7500 Other Non Operating Expenses	-	-	-	-
123		A_B7600 Internal Allocations & Sales	-	-	-	-
124		A_B7700 Funding Tranfers	-	-	-	-
125		Total Expenses Expenses	-	-	-	-
126		Statement of Activities Net Result	-	-	-	-

	A	B	C	D	E	F
1						
2	O_90257: Womens Volleyball					
3	Board of Trustees Report					
4	O_90257: Womens Volleyball					
5			FY18		FY19	
6	Fund Class - Source	Summary Level Natural Accounts	Budget	Actual through March	Budget	Variance FY18 Budget to FY19 Budget
127		A_B4000 Tuition & Educational Fees	-	-	-	-
128		A_B4100 Sales of Goods & Services	-	-	-	-
129		A_B4300 Grants & Contracts	-	-	-	-
130		A_43501 Federal Appropriations	-	-	-	-
131		A_B4400 Other Operating Revenue	-	-	-	-
132		A_B5000 Non Operating Revenues	-	-	-	-
133		A_B5100 Appropriations	-	-	-	-
134		A_B5300 Gifts	-	-	-	-
135		A_B5500 Investment Income	-	-	-	-
136		A_B5600 Other Non Operating Revenues	-	-	-	-
137		Total_Revenue Revenue	-	-	-	-
138		A_B6000 Salaries, Wages & Benefits	-	-	-	-
139		A_B6200 Services & Fees	-	-	-	-
140		A_B6300 Travel	-	-	-	-
141	FC_B40 Restr	A_B6400 Supplies	-	-	-	-
142	Grants	A_B6450 Utilities	-	-	-	-
143		A_B6500 Repairs & Maintenance	-	-	-	-
144		A_B6550 Rentals & Leases	-	-	-	-
145		A_B6575 Interest Expense	-	-	-	-
146		A_B6600 Claims & Judgements	-	-	-	-
147		A_B6650 Other Expense	-	-	-	-
148		A_B6700 Subcontracts	-	-	-	-
149		A_B6900 Depreciation & Amortization	-	-	-	-
150		A_B7000 Capital Expense	-	-	-	-
151		A_B7200 Discontinued Operations	-	-	-	-
152		A_B7500 Other Non Operating Expenses	-	-	-	-
153		A_B7600 Internal Allocations & Sales	-	-	-	-
154		A_B7700 Funding Tranfers	-	-	-	-
155		Total_Expenses Expenses	-	-	-	-
156		Statement of Activities Net Result	-	-	-	-
157		A_B4000 Tuition & Educational Fees	-	-	-	-
158		A_B4100 Sales of Goods & Services	-	-	-	-
159		A_B4300 Grants & Contracts	-	-	-	-
160		A_43501 Federal Appropriations	-	-	-	-
161		A_B4400 Other Operating Revenue	-	-	-	-
162		A_B5000 Non Operating Revenues	-	-	-	-
163		A_B5100 Appropriations	-	-	-	-
164		A_B5300 Gifts	-	-	-	-
165		A_B5500 Investment Income	-	-	-	-
166		A_B5600 Other Non Operating Revenues	-	-	-	-
167		Total_Revenue Revenue	-	-	-	-
168		A_B6000 Salaries, Wages & Benefits	-	-	-	-
169		A_B6200 Services & Fees	-	-	-	-
170		A_B6300 Travel	-	-	-	-
171	FC_B45 Restr	A_B6400 Supplies	-	-	-	-
172	Govt Funds	A_B6450 Utilities	-	-	-	-
173		A_B6500 Repairs & Maintenance	-	-	-	-
174		A_B6550 Rentals & Leases	-	-	-	-
175		A_B6575 Interest Expense	-	-	-	-
176		A_B6600 Claims & Judgements	-	-	-	-
177		A_B6650 Other Expense	-	-	-	-
178		A_B6700 Subcontracts	-	-	-	-
179		A_B6900 Depreciation & Amortization	-	-	-	-
180		A_B7000 Capital Expense	-	-	-	-
181		A_B7200 Discontinued Operations	-	-	-	-
182		A_B7500 Other Non Operating Expenses	-	-	-	-
183		A_B7600 Internal Allocations & Sales	-	-	-	-
184		A_B7700 Funding Tranfers	-	-	-	-
185		Total_Expenses Expenses	-	-	-	-
186		Statement of Activities Net Result	-	-	-	-

	A	B	C	D	E	F	
1							
2	O_90301: Rodeo Club						
3	Board of Trustees Report						
4	O_90301: Rodeo Club						
5			FY18		FY19		
6	Fund Class - Source	Summary Level Natural Accounts	Budget	Actual through March	Budget	Variance FY18 Budget to FY19 Budget	
7	FC_105 Unrestricted Operating Class	A_B4000 Tuition & Educational Fees	10,228	-	11,914	1,686	
8		A_B4100 Sales of Goods & Services	-	-	-	-	
9		A_B4300 Grants & Contracts	-	-	-	-	
10		A_43501 Federal Appropriations	-	-	-	-	
11		A_B4400 Other Operating Revenue	-	-	-	-	
12		A_B5000 Non Operating Revenues	-	-	-	-	
13		A_B5100 Appropriations	-	-	(50,000)	(50,000)	
14		A_B5300 Gifts	-	-	-	-	
15		A_B5500 Investment Income	-	-	-	-	
16		A_B5600 Other Non Operating Revenues	-	-	-	-	
17			Total_Revenue Revenue	10,228	-	(38,086)	(48,314)
18			A_B6000 Salaries, Wages & Benefits	39,772	-	38,086	(1,686)
19			A_B6200 Services & Fees	-	-	-	-
20			A_B6300 Travel	-	-	-	-
21			A_B6400 Supplies	-	-	-	-
22			A_B6450 Utilities	-	-	-	-
23			A_B6500 Repairs & Maintenance	-	-	-	-
24			A_B6550 Rentals & Leases	-	-	-	-
25			A_B6575 Interest Expense	-	-	-	-
26			A_B6600 Claims & Judgements	-	-	-	-
27			A_B6650 Other Expense	-	-	-	-
28			A_B6700 Subcontracts	-	-	-	-
29			A_B6900 Depreciation & Amortization	-	-	-	-
30			A_B7000 Capital Expense	-	-	-	-
31			A_B7200 Discontinued Operations	-	-	-	-
32			A_B7500 Other Non Operating Expenses	-	-	-	-
33			A_B7600 Internal Allocations & Sales	-	-	-	-
34			A_B7700 Funding Tranfers	-	-	-	-
35			Total_Expenses Expenses	39,772	-	38,086	(1,686)
36			Statement of Activities Net Result	50,000	-	0	(50,000)
37		FC_B20 Designated Op	A_B4000 Tuition & Educational Fees	-	-	-	-
38			A_B4100 Sales of Goods & Services	-	-	-	-
39			A_B4300 Grants & Contracts	-	-	-	-
40			A_43501 Federal Appropriations	-	-	-	-
41			A_B4400 Other Operating Revenue	-	-	-	-
42			A_B5000 Non Operating Revenues	-	-	-	-
43	A_B5100 Appropriations		-	-	-	-	
44	A_B5300 Gifts		-	-	-	-	
45	A_B5500 Investment Income		-	-	-	-	
46	A_B5600 Other Non Operating Revenues		-	-	-	-	
47			Total_Revenue Revenue	-	-	-	-
48			A_B6000 Salaries, Wages & Benefits	-	-	-	-
49			A_B6200 Services & Fees	-	-	-	-
50			A_B6300 Travel	-	-	-	-
51			A_B6400 Supplies	-	-	-	-
52			A_B6450 Utilities	-	-	-	-
53			A_B6500 Repairs & Maintenance	-	-	-	-
54			A_B6550 Rentals & Leases	-	-	-	-
55			A_B6575 Interest Expense	-	-	-	-
56			A_B6600 Claims & Judgements	-	-	-	-
57			A_B6650 Other Expense	-	-	-	-
58			A_B6700 Subcontracts	-	-	-	-
59			A_B6900 Depreciation & Amortization	-	-	-	-
60			A_B7000 Capital Expense	-	-	-	-
61			A_B7200 Discontinued Operations	-	-	-	-
62			A_B7500 Other Non Operating Expenses	-	-	-	-
63			A_B7600 Internal Allocations & Sales	-	-	-	-
64			A_B7700 Funding Tranfers	-	-	-	-
65			Total_Expenses Expenses	-	-	-	-
66			Statement of Activities Net Result	-	-	-	-

	A	B	C	D	E	F
1						
2	O_90301: Rodeo Club					
3	Board of Trustees Report					
4	O_90301: Rodeo Club					
5			FY18		FY19	
6	Fund Class - Source	Summary Level Natural Accounts	Budget	Actual through March	Budget	Variance FY18 Budget to FY19 Budget
67		A_B4000 Tuition & Educational Fees	-	-	-	-
68		A_B4100 Sales of Goods & Services	-	-	-	-
69		A_B4300 Grants & Contracts	-	-	-	-
70		A_43501 Federal Appropriations	-	-	-	-
71		A_B4400 Other Operating Revenue	-	-	-	-
72		A_B5000 Non Operating Revenues	-	-	-	-
73		A_B5100 Appropriations	-	-	-	-
74		A_B5300 Gifts	-	-	-	-
75		A_B5500 Investment Income	-	-	-	-
76		A_B5600 Other Non Operating Revenues	-	-	-	-
77		Total_Revenue Revenue	-	-	-	-
78		A_B6000 Salaries, Wages & Benefits	-	-	-	-
79		A_B6200 Services & Fees	-	-	-	-
80		A_B6300 Travel	-	-	-	-
81	FC_B30 Restr	A_B6400 Supplies	-	-	-	-
82	Expendable Op	A_B6450 Utilities	-	-	-	-
83		A_B6500 Repairs & Maintenance	-	-	-	-
84		A_B6550 Rentals & Leases	-	-	-	-
85		A_B6575 Interest Expense	-	-	-	-
86		A_B6600 Claims & Judgements	-	-	-	-
87		A_B6650 Other Expense	-	-	-	-
88		A_B6700 Subcontracts	-	-	-	-
89		A_B6900 Depreciation & Amortization	-	-	-	-
90		A_B7000 Capital Expense	-	-	-	-
91		A_B7200 Discontinued Operations	-	-	-	-
92		A_B7500 Other Non Operating Expenses	-	-	-	-
93		A_B7600 Internal Allocations & Sales	-	-	-	-
94		A_B7700 Funding Tranfers	-	-	-	-
95		Total_Expenses Expenses	-	-	-	-
96		Statement of Activities Net Result	-	-	-	-
97		A_B4000 Tuition & Educational Fees	-	-	-	-
98		A_B4100 Sales of Goods & Services	-	-	-	-
99		A_B4300 Grants & Contracts	-	-	-	-
100		A_43501 Federal Appropriations	-	-	-	-
101		A_B4400 Other Operating Revenue	-	-	-	-
102		A_B5000 Non Operating Revenues	-	-	-	-
103		A_B5100 Appropriations	-	-	-	-
104		A_B5300 Gifts	-	-	-	-
105		A_B5500 Investment Income	-	-	-	-
106		A_B5600 Other Non Operating Revenues	-	-	-	-
107		Total_Revenue Revenue	-	-	-	-
108		A_B6000 Salaries, Wages & Benefits	-	-	-	-
109		A_B6200 Services & Fees	-	-	-	-
110		A_B6300 Travel	-	-	-	-
111	FC_B35 Restr	A_B6400 Supplies	-	-	-	-
112	Expendable	A_B6450 Utilities	-	-	-	-
113	Non Op	A_B6500 Repairs & Maintenance	-	-	-	-
114		A_B6550 Rentals & Leases	-	-	-	-
115		A_B6575 Interest Expense	-	-	-	-
116		A_B6600 Claims & Judgements	-	-	-	-
117		A_B6650 Other Expense	-	-	-	-
118		A_B6700 Subcontracts	-	-	-	-
119		A_B6900 Depreciation & Amortization	-	-	-	-
120		A_B7000 Capital Expense	-	-	-	-
121		A_B7200 Discontinued Operations	-	-	-	-
122		A_B7500 Other Non Operating Expenses	-	-	-	-
123		A_B7600 Internal Allocations & Sales	-	-	-	-
124		A_B7700 Funding Tranfers	-	-	-	-
125		Total_Expenses Expenses	-	-	-	-
126		Statement of Activities Net Result	-	-	-	-

	A	B	C	D	E	F
1						
2	O_90301: Rodeo Club					
3	Board of Trustees Report					
4	O_90301: Rodeo Club					
5			FY18	FY19		
6	Fund Class - Source	Summary Level Natural Accounts	Budget	Actual through March	Budget	Variance FY18 Budget to FY19 Budget
127		A_B4000 Tuition & Educational Fees	-	-	-	-
128		A_B4100 Sales of Goods & Services	-	-	-	-
129		A_B4300 Grants & Contracts	-	-	-	-
130		A_43501 Federal Appropriations	-	-	-	-
131		A_B4400 Other Operating Revenue	-	-	-	-
132		A_B5000 Non Operating Revenues	-	-	-	-
133		A_B5100 Appropriations	-	-	-	-
134		A_B5300 Gifts	-	-	-	-
135		A_B5500 Investment Income	-	-	-	-
136		A_B5600 Other Non Operating Revenues	-	-	-	-
137		Total_Revenue Revenue	-	-	-	-
138		A_B6000 Salaries, Wages & Benefits	-	-	-	-
139		A_B6200 Services & Fees	-	-	-	-
140		A_B6300 Travel	-	-	-	-
141	FC_B40 Restr	A_B6400 Supplies	-	-	-	-
142	Grants	A_B6450 Utilities	-	-	-	-
143		A_B6500 Repairs & Maintenance	-	-	-	-
144		A_B6550 Rentals & Leases	-	-	-	-
145		A_B6575 Interest Expense	-	-	-	-
146		A_B6600 Claims & Judgements	-	-	-	-
147		A_B6650 Other Expense	-	-	-	-
148		A_B6700 Subcontracts	-	-	-	-
149		A_B6900 Depreciation & Amortization	-	-	-	-
150		A_B7000 Capital Expense	-	-	-	-
151		A_B7200 Discontinued Operations	-	-	-	-
152		A_B7500 Other Non Operating Expenses	-	-	-	-
153		A_B7600 Internal Allocations & Sales	-	-	-	-
154		A_B7700 Funding Tranfers	-	-	-	-
155		Total_Expenses Expenses	-	-	-	-
156		Statement of Activities Net Result	-	-	-	-
157		A_B4000 Tuition & Educational Fees	-	-	-	-
158		A_B4100 Sales of Goods & Services	-	-	-	-
159		A_B4300 Grants & Contracts	-	-	-	-
160		A_43501 Federal Appropriations	-	-	-	-
161		A_B4400 Other Operating Revenue	-	-	-	-
162		A_B5000 Non Operating Revenues	-	-	-	-
163		A_B5100 Appropriations	-	-	-	-
164		A_B5300 Gifts	-	-	-	-
165		A_B5500 Investment Income	-	-	-	-
166		A_B5600 Other Non Operating Revenues	-	-	-	-
167		Total_Revenue Revenue	-	-	-	-
168		A_B6000 Salaries, Wages & Benefits	-	-	-	-
169		A_B6200 Services & Fees	-	-	-	-
170		A_B6300 Travel	-	-	-	-
171	FC_B45 Restr	A_B6400 Supplies	-	-	-	-
172	Govt Funds	A_B6450 Utilities	-	-	-	-
173		A_B6500 Repairs & Maintenance	-	-	-	-
174		A_B6550 Rentals & Leases	-	-	-	-
175		A_B6575 Interest Expense	-	-	-	-
176		A_B6600 Claims & Judgements	-	-	-	-
177		A_B6650 Other Expense	-	-	-	-
178		A_B6700 Subcontracts	-	-	-	-
179		A_B6900 Depreciation & Amortization	-	-	-	-
180		A_B7000 Capital Expense	-	-	-	-
181		A_B7200 Discontinued Operations	-	-	-	-
182		A_B7500 Other Non Operating Expenses	-	-	-	-
183		A_B7600 Internal Allocations & Sales	-	-	-	-
184		A_B7700 Funding Tranfers	-	-	-	-
185		Total_Expenses Expenses	-	-	-	-
186		Statement of Activities Net Result	-	-	-	-