



# **FY2019 Operating Budget**

(July 1, 2018 – June 30, 2019)

May 30<sup>th</sup>, 2018

## TABLE OF CONTENTS


<b>OEP_TOTAL ENTITY: TOTAL ENTITY .....</b>	<b>1</b>
OEP_TOTAL ENTITY: TOTAL ENTITY .....	3
O_B0000: GENERAL UNIVERSITY OPERATIONS DIVISION .....	7
O_B0001: OFFICE OF THE PRESIDENT DIVISION.....	11
O_00013: Board of Trustees.....	15
O_00021: INTERNAL AUDIT .....	19
O_B1000: ACADEMIC AFFAIRS DIVISION .....	23
O_C1000: Provost Subdivision .....	27
O_C1500: Trustees Education Initiative .....	27.TEI
O_C1030: Honors College Subdivision .....	31
O_C1040: Haub School of Environment & Natural Resources Subdivision .....	35
O_C1050: School of Energy Resources Subdivision .....	39
O_C1200: College of Agriculture & Natural Resources Subdivision .....	43
O_C1300: College of Arts & Sciences Subdivision .....	47
O_C1400: College of Business Subdivision.....	51
O_C1500: College of Education Subdivision.....	55
O_C1600: College of Engineering & Applied Science General Subdivision.....	59
O_C1700: College of Health Sciences Subdivision .....	63
O_C1800: College of Law Subdivision.....	67
O_C1900: University Libraries Subdivision .....	71
O_B2000: ADMINISTRATION DIVISION .....	75
O_E2000: Administration Department.....	79
O_E2100: Budget & Institutional Planning Department .....	83
O_C2200: AVP of Fiscal Administration Subdivision.....	87
O_C2300: Human Resources Subdivision.....	91
O_C2400: Auxiliary Services Subdivision.....	95
O_C2500: University Police Subdivision.....	99
O_C2600: University Operations Subdivision .....	103
O_B3000: STUDENT AFFAIRS DIVISION.....	107
O_B4000: INFORMATION TECHNOLOGY DIVISION.....	111
O_50001: INSTITUTIONAL ADVANCEMENT & UW FOUNDATION.....	115
O_B6000: PUBLIC RELATIONS AND INSTITUTIONAL MARKETING DIVISION .....	119
O_B7000: RESEARCH & ECONOMIC DEVELOPMENT DIVISION .....	123
O_B8000: GENERAL COUNSEL DIVISION .....	127
O_B9000: INTERCOLLEGIATE ATHLETICS DIVISION .....	131





1  
2 OEP\_Total Entity: Total Entity  
3 Board of Trustees Report  
4 OEP\_Total Entity Total Entity  
5

			FY18	FY19	Variance	
			Budget	Budget	FY18 Budget to FY19 Budget	
6	Fund Class - Source	Summary Level Natural Accounts	Actual through March			
7	FC_105 Unrestricted Operating Class	A_A4000 Operating Revenues	(133,679,279)	(110,223,382)	(133,634,687)	44,592
8		A_A5000 Non Operating Revenues Total	(212,718,769)	(183,206,770)	(215,906,618)	(3,187,849)
9		Total_Revenue Revenue	(346,398,048)	(293,430,152)	(349,541,305)	(3,143,257)
10		A_A6000 Operating Expenses	324,221,789	236,566,151	327,322,140	3,100,351
11		A_A7000 Non Operating Expenses	13,365,395	3,678,506	21,021,608	7,656,213
12		Total_Expenses Expenses	337,587,184	240,244,657	348,343,748	10,756,565
13		Statement of Activities Net Result	(8,810,865)	(53,185,495)	(1,197,557)	7,613,308
14	FC_B20 Designated Op	A_A4000 Operating Revenues	(6,711,685)	(7,007,494)	(18,813,859)	(12,102,174)
15		A_A5000 Non Operating Revenues Total	(7,158,956)	(4,957,527)	(6,940,187)	218,769
16		Total_Revenue Revenue	(13,870,641)	(11,965,020)	(25,754,046)	(11,883,405)
17		A_A6000 Operating Expenses	14,512,428	11,499,997	30,941,324	16,428,896
18		A_A7000 Non Operating Expenses	(1,087,109)	1,070,657	(5,658,309)	(4,571,200)
19		Total_Expenses Expenses	13,425,320	12,570,654	25,283,015	11,857,696
20		Statement of Activities Net Result	(445,322)	605,634	(471,031)	(25,709)
21	FC_B30 Restr Expendable Op	A_A4000 Operating Revenues	-	18,917,750	22,360,142	22,360,142
22		A_A5000 Non Operating Revenues Total	-	(25,826,696)	(50,899,822)	(50,899,822)
23		Total_Revenue Revenue	-	(6,908,946)	(28,539,680)	(28,539,680)
24		A_A6000 Operating Expenses	-	13,579,847	26,528,899	26,528,899
25		A_A7000 Non Operating Expenses	-	194,063	2,010,781	2,010,781
26		Total_Expenses Expenses	-	13,773,910	28,539,680	28,539,680
27		Statement of Activities Net Result	-	6,864,964	0	0
28	FC_B35 Restr Expendable Non Op	A_A4000 Operating Revenues	-	(1,457)	165,400	165,400
29		A_A5000 Non Operating Revenues Total	-	(423,007)	(290,400)	(290,400)
30		Total_Revenue Revenue	-	(424,465)	(125,000)	(125,000)
31		A_A6000 Operating Expenses	-	24,564	19,000	19,000
32		A_A7000 Non Operating Expenses	-	(8,289,203)	106,000	106,000
33		Total_Expenses Expenses	-	(8,264,639)	125,000	125,000
34		Statement of Activities Net Result	-	(8,689,103)	-	-
35	FC_B40 Restr Grants	A_A4000 Operating Revenues	-	(137,722,758)	(148,207,247)	(148,207,247)
36		A_A5000 Non Operating Revenues Total	-	(8,108,862)	24,648,792	24,648,792
37		Total_Revenue Revenue	-	(145,831,620)	(123,558,456)	(123,558,456)
38		A_A6000 Operating Expenses	-	103,755,088	89,831,329	89,831,329
39		A_A7000 Non Operating Expenses	-	122,173	2,224,882	2,224,882
40		Total_Expenses Expenses	-	103,877,261	92,056,211	92,056,211
41		Statement of Activities Net Result	-	(41,954,359)	(31,502,245)	(31,502,245)
42	FC_B45 Restr Govt Funds	A_A4000 Operating Revenues	-	(163,199)	(217,600)	(217,600)
43		A_A5000 Non Operating Revenues Total	-	(1,572)	(3,278,700)	(3,278,700)
44		Total_Revenue Revenue	-	(164,771)	(3,496,300)	(3,496,300)
45		A_A6000 Operating Expenses	-	-	-	-
46		A_A7000 Non Operating Expenses	-	3,302,223	3,496,300	3,496,300
47		Total_Expenses Expenses	-	3,302,223	3,496,300	3,496,300
48		Statement of Activities Net Result	-	3,137,452	-	-




	A	B	C	D	E	F	
1							
2	OEP_Total Entity: Total Entity						
3	Board of Trustees Report						
4	OEP_Total Entity: Total Entity						
5			FY18		FY19		
6	<b>Fund Class - Source</b>	<b>Summary Level Natural Accounts</b>	<b>Budget</b>	<b>Actual through March</b>	<b>Budget</b>	<b>Variance FY18 Budget to FY19 Budget</b>	
7	FC_105 Unrestricted Operating Class	A_B4000 Tuition & Educational Fees	(66,626,917)	(64,277,862)	(71,895,220)	(5,268,303)	
8		A_B4100 Sales of Goods & Services	(50,199,919)	(37,947,305)	(40,491,384)	9,708,535	
9		A_B4300 Grants & Contracts	(4,827,369)	(257,493)	(1,530,991)	3,296,378	
10		A_43501 Federal Appropriations	-	-	-	-	
11		A_B4400 Other Operating Revenue	(12,025,075)	(7,740,722)	(19,717,093)	(7,692,018)	
12		A_B5000 Non Operating Revenues	-	-	(121,000)	(121,000)	
13		A_B5100 Appropriations	(201,847,878)	(181,148,668)	(206,114,718)	(4,266,840)	
14		A_B5300 Gifts	(5,103,922)	(438,193)	(5,002,518)	101,404	
15		A_B5500 Investment Income	(1,105,896)	(1,327,850)	(2,582,000)	(1,476,104)	
16		A_B5600 Other Non Operating Revenues	(4,661,073)	(292,059)	(2,086,382)	2,574,691	
17		Total_Revenue Revenue	(346,398,048)	(293,430,152)	(349,541,305)	(3,143,257)	
18		A_B6000 Salaries, Wages & Benefits	236,693,734	174,520,304	247,629,034	10,935,300	
19		A_B6200 Services & Fees	20,235,553	10,480,992	14,194,895	(6,040,658)	
20		A_B6300 Travel	8,720,432	5,782,661	7,692,950	(1,027,483)	
21		A_B6400 Supplies	30,732,253	25,212,531	28,747,210	(1,985,043)	
22		A_B6450 Utilities	13,612,276	7,824,391	11,894,188	(1,718,088)	
23		A_B6500 Repairs & Maintenance	5,928,095	5,431,608	5,334,744	(593,351)	
24		A_B6550 Rentals & Leases	1,661,907	945,444	1,833,727	171,820	
25		A_B6575 Interest Expense	4,807	664	4,797	(10)	
26		A_B6600 Claims & Judgements	450,000	398,805	393,361	(56,639)	
27		A_B6650 Other Expense	5,961,604	5,765,137	9,276,911	3,315,307	
28		A_B6700 Subcontracts	110,385	67,414	184,482	74,097	
29		A_B6900 Depreciation & Amortization	110,741	136,199	135,841	25,100	
30		A_B7000 Capital Expense	-	2,511,379	498,455	498,455	
31		A_B7200 Discontinued Operations	-	-	-	-	
32		A_B7500 Other Non Operating Expenses	8,793,928	31,247	426,000	(8,367,928)	
33		A_B7600 Internal Allocations & Sales	(9,276,546)	(1,305,051)	(4,857,832)	4,418,714	
34		A_B7700 Funding Tranfers	13,848,013	2,440,931	24,954,985	11,106,972	
35		Total_Expenses Expenses	337,587,184	240,244,657	348,343,748	10,756,565	
36		Statement of Activities Net Result	(8,810,865)	(53,185,495)	(1,197,557)	7,613,308	
37		FC_B20 Designated Op	A_B4000 Tuition & Educational Fees	(956,541)	(5,400,779)	(8,346,646)	(7,390,104)
38			A_B4100 Sales of Goods & Services	(61,382)	(556,047)	(1,128,432)	(1,067,050)
39			A_B4300 Grants & Contracts	(4,297,536)	(40,931)	(5,567,206)	(1,269,670)
40			A_43501 Federal Appropriations	-	-	-	-
41			A_B4400 Other Operating Revenue	(1,396,226)	(1,009,737)	(3,771,576)	(2,375,349)
42			A_B5000 Non Operating Revenues	-	-	-	-
43	A_B5100 Appropriations		(5,698,855)	(4,959,031)	(5,784,887)	(86,032)	
44	A_B5300 Gifts		(19,520)	1,587	-	19,520	
45	A_B5500 Investment Income		-	-	-	-	
46	A_B5600 Other Non Operating Revenues		(1,440,581)	(83)	(1,155,300)	285,281	
47	Total_Revenue Revenue		(13,870,641)	(11,965,020)	(25,754,046)	(11,883,405)	
48	A_B6000 Salaries, Wages & Benefits		6,273,909	6,830,361	12,475,170	6,201,261	
49	A_B6200 Services & Fees		1,999,358	1,831,539	3,814,186	1,814,828	
50	A_B6300 Travel		474,589	395,164	1,593,507	1,118,919	
51	A_B6400 Supplies		4,217,981	1,598,031	7,769,375	3,551,394	
52	A_B6450 Utilities		300	2,354	1,556	1,256	
53	A_B6500 Repairs & Maintenance		287,286	87,275	1,377,600	1,090,314	
54	A_B6550 Rentals & Leases		38,106	144,236	178,795	140,689	
55	A_B6575 Interest Expense		-	-	11	11	
56	A_B6600 Claims & Judgements		-	-	-	-	
57	A_B6650 Other Expense		1,189,900	558,404	3,486,962	2,297,062	
58	A_B6700 Subcontracts		31,000	43,450	244,161	213,161	
59	A_B6900 Depreciation & Amortization		-	9,183	-	-	
60	A_B7000 Capital Expense		-	633,530	1,700,255	1,700,255	
61	A_B7200 Discontinued Operations		-	-	-	-	
62	A_B7500 Other Non Operating Expenses		10,000	3,984	-	(10,000)	
63	A_B7600 Internal Allocations & Sales		(178,700)	(146,049)	504,698	683,398	
64	A_B7700 Funding Tranfers		(918,409)	579,192	(7,863,262)	(6,944,853)	
65	Total_Expenses Expenses		13,425,320	12,570,654	25,283,015	11,857,696	
66	Statement of Activities Net Result		(445,322)	605,634	(471,031)	(25,709)	

	A	B	C	D	E	F
1						
2	OEP_Total Entity: Total Entity					
3	Board of Trustees Report					
4	OEP_Total Entity: Total Entity					
5			FY18		FY19	
6	<b>Fund Class - Source</b>	<b>Summary Level Natural Accounts</b>	<b>Budget</b>	<b>Actual through March</b>	<b>Budget</b>	<b>Variance FY18 Budget to FY19 Budget</b>
67		A_B4000 Tuition & Educational Fees	-	18,917,750	22,360,142	22,360,142
68		A_B4100 Sales of Goods & Services	-	-	-	-
69		A_B4300 Grants & Contracts	-	-	-	-
70		A_43501 Federal Appropriations	-	-	-	-
71		A_B4400 Other Operating Revenue	-	-	-	-
72		A_B5000 Non Operating Revenues	-	-	-	-
73		A_B5100 Appropriations	-	(9,160,113)	(11,827,012)	(11,827,012)
74		A_B5300 Gifts	-	(16,666,583)	(39,072,810)	(39,072,810)
75		A_B5500 Investment Income	-	-	-	-
76		A_B5600 Other Non Operating Revenues	-	-	-	-
77		Total_Revenue Revenue	-	(6,908,946)	(28,539,680)	(28,539,680)
78		A_B6000 Salaries, Wages & Benefits	-	8,965,892	14,356,520	14,356,520
79		A_B6200 Services & Fees	-	1,318,426	2,946,035	2,946,035
80		A_B6300 Travel	-	1,050,233	3,026,973	3,026,973
81	FC_B30 Restr Expendable Op	A_B6400 Supplies	-	1,539,589	2,688,064	2,688,064
82		A_B6450 Utilities	-	75,296	103,150	103,150
83		A_B6500 Repairs & Maintenance	-	19,417	1,145,754	1,145,754
84		A_B6550 Rentals & Leases	-	115,501	152,945	152,945
85		A_B6575 Interest Expense	-	-	-	-
86		A_B6600 Claims & Judgements	-	-	-	-
87		A_B6650 Other Expense	-	478,110	2,105,551	2,105,551
88		A_B6700 Subcontracts	-	16,731	3,907	3,907
89		A_B6900 Depreciation & Amortization	-	652	-	-
90		A_B7000 Capital Expense	-	63,118	1,106,500	1,106,500
91		A_B7200 Discontinued Operations	-	-	-	-
92		A_B7500 Other Non Operating Expenses	-	-	-	-
93		A_B7600 Internal Allocations & Sales	-	130,241	915,529	915,529
94		A_B7700 Funding Tranfers	-	704	(11,248)	(11,248)
95			Total_Expenses Expenses	-	13,773,910	28,539,680
96		Statement of Activities Net Result	-	6,864,964	0	0
97		A_B4000 Tuition & Educational Fees	-	-	168,500	168,500
98		A_B4100 Sales of Goods & Services	-	-	-	-
99		A_B4300 Grants & Contracts	-	-	-	-
100		A_43501 Federal Appropriations	-	-	-	-
101		A_B4400 Other Operating Revenue	-	(1,457)	(3,100)	(3,100)
102		A_B5000 Non Operating Revenues	-	-	-	-
103		A_B5100 Appropriations	-	-	-	-
104		A_B5300 Gifts	-	(358,579)	(185,028)	(185,028)
105		A_B5500 Investment Income	-	-	-	-
106		A_B5600 Other Non Operating Revenues	-	(64,429)	(105,372)	(105,372)
107		Total_Revenue Revenue	-	(424,465)	(125,000)	(125,000)
108		A_B6000 Salaries, Wages & Benefits	-	-	6,000	6,000
109		A_B6200 Services & Fees	-	6,000	-	-
110		A_B6300 Travel	-	-	1,000	1,000
111	FC_B35 Restr Expendable Non Op	A_B6400 Supplies	-	5,863	11,500	11,500
112		A_B6450 Utilities	-	-	-	-
113		A_B6500 Repairs & Maintenance	-	12,701	-	-
114		A_B6550 Rentals & Leases	-	-	-	-
115		A_B6575 Interest Expense	-	-	-	-
116		A_B6600 Claims & Judgements	-	-	-	-
117		A_B6650 Other Expense	-	-	500	500
118		A_B6700 Subcontracts	-	-	-	-
119		A_B6900 Depreciation & Amortization	-	-	-	-
120		A_B7000 Capital Expense	-	1,365,453	-	-
121		A_B7200 Discontinued Operations	-	-	-	-
122		A_B7500 Other Non Operating Expenses	-	70,697	106,000	106,000
123		A_B7600 Internal Allocations & Sales	-	(9,725,353)	-	-
124		A_B7700 Funding Tranfers	-	-	-	-
125			Total_Expenses Expenses	-	(8,264,639)	125,000
126		Statement of Activities Net Result	-	(8,689,103)	-	-


	A	B	C	D	E	F
1						
2	OEP_Total Entity: Total Entity					
3	Board of Trustees Report					
4	OEP_Total Entity: Total Entity					
5				FY18	FY19	
6	<b>Fund Class - Source</b>	<b>Summary Level Natural Accounts</b>	<b>Budget</b>	<b>Actual through March</b>	<b>Budget</b>	<b>Variance FY18 Budget to FY19 Budget</b>
127	FC_B40 Restr Grants	A_B4000 Tuition & Educational Fees	-	-	23,002,740	23,002,740
128		A_B4100 Sales of Goods & Services	-	-	-	-
129		A_B4300 Grants & Contracts	-	(137,722,758)	(171,209,987)	(171,209,987)
130		A_43501 Federal Appropriations	-	-	-	-
131		A_B4400 Other Operating Revenue	-	-	-	-
132		A_B5000 Non Operating Revenues	-	-	-	-
133		A_B5100 Appropriations	-	-	-	-
134		A_B5300 Gifts	-	-	(54,636)	(54,636)
135		A_B5500 Investment Income	-	-	-	-
136		A_B5600 Other Non Operating Revenues	-	(8,108,862)	24,703,427	24,703,427
137		Total_Revenue Revenue	-	(145,831,620)	(123,558,456)	(123,558,456)
138		A_B6000 Salaries, Wages & Benefits	-	29,000,949	47,930,347	47,930,347
139		A_B6200 Services & Fees	-	3,309,768	11,432,642	11,432,642
140		A_B6300 Travel	-	2,118,070	7,637,349	7,637,349
141		A_B6400 Supplies	-	3,156,590	18,185,870	18,185,870
142		A_B6450 Utilities	-	35,844	-	-
143		A_B6500 Repairs & Maintenance	-	229,801	-	-
144		A_B6550 Rentals & Leases	-	451,251	4,142,373	4,142,373
145		A_B6575 Interest Expense	-	-	-	-
146		A_B6600 Claims & Judgements	-	-	-	-
147		A_B6650 Other Expense	-	59,438,456	397,075	397,075
148		A_B6700 Subcontracts	-	5,994,085	105,674	105,674
149		A_B6900 Depreciation & Amortization	-	20,275	-	-
150		A_B7000 Capital Expense	-	106,909	-	-
151		A_B7200 Discontinued Operations	-	-	-	-
152		A_B7500 Other Non Operating Expenses	-	15,449	2,224,882	2,224,882
153		A_B7600 Internal Allocations & Sales	-	(186)	-	-
154		A_B7700 Funding Tranfers	-	-	-	-
155		Total_Expenses Expenses	-	103,877,261	92,056,211	92,056,211
156		Statement of Activities Net Result	-	(41,954,359)	(31,502,245)	(31,502,245)
157		FC_B45 Restr Govt Funds	A_B4000 Tuition & Educational Fees	-	-	-
158	A_B4100 Sales of Goods & Services		-	-	-	-
159	A_B4300 Grants & Contracts		-	-	-	-
160	A_43501 Federal Appropriations		-	-	-	-
161	A_B4400 Other Operating Revenue		-	(163,199)	(217,600)	(217,600)
162	A_B5000 Non Operating Revenues		-	-	-	-
163	A_B5100 Appropriations		-	-	-	-
164	A_B5300 Gifts		-	-	(3,275,700)	(3,275,700)
165	A_B5500 Investment Income		-	-	-	-
166	A_B5600 Other Non Operating Revenues		-	(1,572)	(3,000)	(3,000)
167	Total_Revenue Revenue		-	(164,771)	(3,496,300)	(3,496,300)
168	A_B6000 Salaries, Wages & Benefits		-	-	-	-
169	A_B6200 Services & Fees		-	-	-	-
170	A_B6300 Travel		-	-	-	-
171	A_B6400 Supplies		-	-	-	-
172	A_B6450 Utilities		-	-	-	-
173	A_B6500 Repairs & Maintenance		-	-	-	-
174	A_B6550 Rentals & Leases		-	-	-	-
175	A_B6575 Interest Expense		-	-	-	-
176	A_B6600 Claims & Judgements		-	-	-	-
177	A_B6650 Other Expense		-	-	-	-
178	A_B6700 Subcontracts		-	-	-	-
179	A_B6900 Depreciation & Amortization		-	-	-	-
180	A_B7000 Capital Expense		-	-	-	-
181	A_B7200 Discontinued Operations		-	-	-	-
182	A_B7500 Other Non Operating Expenses		-	3,302,223	3,496,300	3,496,300
183	A_B7600 Internal Allocations & Sales		-	-	-	-
184	A_B7700 Funding Tranfers		-	-	-	-
185	Total_Expenses Expenses		-	3,302,223	3,496,300	3,496,300
186	Statement of Activities Net Result		-	3,137,452	-	-







	A	B	C	D	E	F	
1							
2	O_B0000: General University Operations Division						
3	Board of Trustees Report						
4	O_B0000: General University Operations Division						
5				FY18	FY19		
6	<b>Fund Class - Source</b>	<b>Summary Level Natural Accounts</b>	<b>Budget</b>	<b>Actual through March</b>	<b>Budget</b>	<b>Variance FY18 Budget to FY19 Budget</b>	
7	FC_105 Unrestricted Operating Class	A_B4000 Tuition & Educational Fees	-	(59,515,468)	(61,242,407)	(61,242,407)	
8		A_B4100 Sales of Goods & Services	-	(7,241)	-	-	
9		A_B4300 Grants & Contracts	-	-	-	-	
10		A_43501 Federal Appropriations	-	-	-	-	
11		A_B4400 Other Operating Revenue	-	(282,649)	(13,365,000)	(13,365,000)	
12		A_B5000 Non Operating Revenues	-	-	-	-	
13		A_B5100 Appropriations	-	-	(169,842,086)	(169,842,086)	
14		A_B5300 Gifts	-	-	-	-	
15		A_B5500 Investment Income	-	(1,327,850)	(2,082,000)	(2,082,000)	
16		A_B5600 Other Non Operating Revenues	-	-	-	-	
17			<b>Total_Revenue Revenue</b>	-	(61,133,207)	(246,531,493)	(246,531,493)
18			A_B6000 Salaries, Wages & Benefits	-	307,145	5,503,954	5,503,954
19			A_B6200 Services & Fees	-	-	-	-
20			A_B6300 Travel	-	-	-	-
21			A_B6400 Supplies	-	-	-	-
22			A_B6450 Utilities	-	-	-	-
23			A_B6500 Repairs & Maintenance	-	-	-	-
24			A_B6550 Rentals & Leases	-	-	-	-
25			A_B6575 Interest Expense	-	-	-	-
26			A_B6600 Claims & Judgements	-	-	-	-
27			A_B6650 Other Expense	-	114,308	-	-
28			A_B6700 Subcontracts	-	-	-	-
29			A_B6900 Depreciation & Amortization	-	-	-	-
30			A_B7000 Capital Expense	-	-	-	-
31			A_B7200 Discontinued Operations	-	-	-	-
32			A_B7500 Other Non Operating Expenses	-	49,660	-	-
33			A_B7600 Internal Allocations & Sales	-	(856,791)	(1,141,216)	(1,141,216)
34			A_B7700 Funding Tranfers	-	428,000	5,726,206	5,726,206
35			<b>Total_Expenses Expenses</b>	-	42,322	10,088,944	10,088,944
36			<b>Statement of Activities Net Result</b>	-	(61,090,885)	(236,442,549)	(236,442,549)
37		FC_B20 Designated Op	A_B4000 Tuition & Educational Fees	-	-	-	-
38			A_B4100 Sales of Goods & Services	-	(1,764)	-	-
39			A_B4300 Grants & Contracts	-	-	(900,000)	(900,000)
40			A_43501 Federal Appropriations	-	-	-	-
41			A_B4400 Other Operating Revenue	-	(3,840)	-	-
42			A_B5000 Non Operating Revenues	-	-	-	-
43	A_B5100 Appropriations		-	-	-	-	
44	A_B5300 Gifts		-	-	-	-	
45	A_B5500 Investment Income		-	-	-	-	
46	A_B5600 Other Non Operating Revenues		-	-	-	-	
47			<b>Total_Revenue Revenue</b>	-	(5,604)	(900,000)	(900,000)
48			A_B6000 Salaries, Wages & Benefits	-	-	125,309	125,309
49			A_B6200 Services & Fees	-	-	-	-
50			A_B6300 Travel	-	-	-	-
51			A_B6400 Supplies	-	-	-	-
52			A_B6450 Utilities	-	-	-	-
53			A_B6500 Repairs & Maintenance	-	-	-	-
54			A_B6550 Rentals & Leases	-	-	-	-
55			A_B6575 Interest Expense	-	-	-	-
56			A_B6600 Claims & Judgements	-	-	-	-
57			A_B6650 Other Expense	-	-	-	-
58			A_B6700 Subcontracts	-	-	-	-
59			A_B6900 Depreciation & Amortization	-	-	-	-
60			A_B7000 Capital Expense	-	-	-	-
61			A_B7200 Discontinued Operations	-	-	-	-
62			A_B7500 Other Non Operating Expenses	-	-	-	-
63			A_B7600 Internal Allocations & Sales	-	-	-	-
64			A_B7700 Funding Tranfers	-	-	-	-
65			<b>Total_Expenses Expenses</b>	-	-	125,309	125,309
66			<b>Statement of Activities Net Result</b>	-	(5,604)	(774,691)	(774,691)


Lines 18 and 48, Salaries, Wages & Benefits include a pool of \$5,503,954 and \$125,309 respectively for market and merit raises in FY19.


	A	B	C	D	E	F
1						
2	O_B0000: General University Operations Division					
3	Board of Trustees Report					
4	O_B0000: General University Operations Division					
5			FY18		FY19	
6	<b>Fund Class - Source</b>	<b>Summary Level Natural Accounts</b>	<b>Budget</b>	<b>Actual through March</b>	<b>Budget</b>	<b>Variance FY18 Budget to FY19 Budget</b>
67		A_B4000 Tuition & Educational Fees	-	-	-	-
68		A_B4100 Sales of Goods & Services	-	-	-	-
69		A_B4300 Grants & Contracts	-	-	-	-
70		A_43501 Federal Appropriations	-	-	-	-
71		A_B4400 Other Operating Revenue	-	-	-	-
72		A_B5000 Non Operating Revenues	-	-	-	-
73		A_B5100 Appropriations	-	-	-	-
74		A_B5300 Gifts	-	-	-	-
75		A_B5500 Investment Income	-	-	-	-
76		A_B5600 Other Non Operating Revenues	-	-	-	-
77		Total_Revenue Revenue	-	-	-	-
78		A_B6000 Salaries, Wages & Benefits	-	-	-	-
79		A_B6200 Services & Fees	-	-	-	-
80		A_B6300 Travel	-	-	-	-
81	FC_B30 Restr	A_B6400 Supplies	-	258	-	-
82	Expendable Op	A_B6450 Utilities	-	-	-	-
83		A_B6500 Repairs & Maintenance	-	-	-	-
84		A_B6550 Rentals & Leases	-	-	-	-
85		A_B6575 Interest Expense	-	-	-	-
86		A_B6600 Claims & Judgements	-	-	-	-
87		A_B6650 Other Expense	-	-	-	-
88		A_B6700 Subcontracts	-	-	-	-
89		A_B6900 Depreciation & Amortization	-	-	-	-
90		A_B7000 Capital Expense	-	-	-	-
91		A_B7200 Discontinued Operations	-	-	-	-
92		A_B7500 Other Non Operating Expenses	-	-	-	-
93		A_B7600 Internal Allocations & Sales	-	-	-	-
94		A_B7700 Funding Tranfers	-	-	-	-
95		Total_Expenses Expenses	-	258	-	-
96		Statement of Activities Net Result	-	258	-	-
97		A_B4000 Tuition & Educational Fees	-	-	-	-
98		A_B4100 Sales of Goods & Services	-	-	-	-
99		A_B4300 Grants & Contracts	-	-	-	-
100		A_43501 Federal Appropriations	-	-	-	-
101		A_B4400 Other Operating Revenue	-	-	-	-
102		A_B5000 Non Operating Revenues	-	-	-	-
103		A_B5100 Appropriations	-	-	-	-
104		A_B5300 Gifts	-	-	-	-
105		A_B5500 Investment Income	-	-	-	-
106		A_B5600 Other Non Operating Revenues	-	-	-	-
107		Total_Revenue Revenue	-	-	-	-
108		A_B6000 Salaries, Wages & Benefits	-	-	-	-
109		A_B6200 Services & Fees	-	-	-	-
110		A_B6300 Travel	-	-	-	-
111	FC_B35 Restr	A_B6400 Supplies	-	-	-	-
112	Expendable Non Op	A_B6450 Utilities	-	-	-	-
113		A_B6500 Repairs & Maintenance	-	-	-	-
114		A_B6550 Rentals & Leases	-	-	-	-
115		A_B6575 Interest Expense	-	-	-	-
116		A_B6600 Claims & Judgements	-	-	-	-
117		A_B6650 Other Expense	-	-	-	-
118		A_B6700 Subcontracts	-	-	-	-
119		A_B6900 Depreciation & Amortization	-	-	-	-
120		A_B7000 Capital Expense	-	-	-	-
121		A_B7200 Discontinued Operations	-	-	-	-
122		A_B7500 Other Non Operating Expenses	-	-	-	-
123		A_B7600 Internal Allocations & Sales	-	-	-	-
124		A_B7700 Funding Tranfers	-	-	-	-
125		Total_Expenses Expenses	-	-	-	-
126		Statement of Activities Net Result	-	-	-	-

	A	B	C	D	E	F
1						
2	O_B0000: General University Operations Division					
3	Board of Trustees Report					
4	O_B0000: General University Operations Division					
5			FY18		FY19	
6	<b>Fund Class - Source</b>	<b>Summary Level Natural Accounts</b>	<b>Budget</b>	<b>Actual through March</b>	<b>Budget</b>	<b>Variance FY18 Budget to FY19 Budget</b>
127		A_B4000 Tuition & Educational Fees	-	-	-	-
128		A_B4100 Sales of Goods & Services	-	-	-	-
129		A_B4300 Grants & Contracts	-	-	-	-
130		A_43501 Federal Appropriations	-	-	-	-
131		A_B4400 Other Operating Revenue	-	-	-	-
132		A_B5000 Non Operating Revenues	-	-	-	-
133		A_B5100 Appropriations	-	-	-	-
134		A_B5300 Gifts	-	-	-	-
135		A_B5500 Investment Income	-	-	-	-
136		A_B5600 Other Non Operating Revenues	-	-	-	-
137		Total_Revenue Revenue	-	-	-	-
138		A_B6000 Salaries, Wages & Benefits	-	-	-	-
139		A_B6200 Services & Fees	-	-	-	-
140		A_B6300 Travel	-	-	-	-
141	FC_B40 Restr	A_B6400 Supplies	-	-	-	-
142	Grants	A_B6450 Utilities	-	-	-	-
143		A_B6500 Repairs & Maintenance	-	-	-	-
144		A_B6550 Rentals & Leases	-	-	-	-
145		A_B6575 Interest Expense	-	-	-	-
146		A_B6600 Claims & Judgements	-	-	-	-
147		A_B6650 Other Expense	-	-	-	-
148		A_B6700 Subcontracts	-	-	-	-
149		A_B6900 Depreciation & Amortization	-	-	-	-
150		A_B7000 Capital Expense	-	-	-	-
151		A_B7200 Discontinued Operations	-	-	-	-
152		A_B7500 Other Non Operating Expenses	-	-	-	-
153		A_B7600 Internal Allocations & Sales	-	-	-	-
154		A_B7700 Funding Tranfers	-	-	-	-
155		Total_Expenses Expenses	-	-	-	-
156		Statement of Activities Net Result	-	-	-	-
157		A_B4000 Tuition & Educational Fees	-	-	-	-
158		A_B4100 Sales of Goods & Services	-	-	-	-
159		A_B4300 Grants & Contracts	-	-	-	-
160		A_43501 Federal Appropriations	-	-	-	-
161		A_B4400 Other Operating Revenue	-	-	-	-
162		A_B5000 Non Operating Revenues	-	-	-	-
163		A_B5100 Appropriations	-	-	-	-
164		A_B5300 Gifts	-	-	-	-
165		A_B5500 Investment Income	-	-	-	-
166		A_B5600 Other Non Operating Revenues	-	-	-	-
167		Total_Revenue Revenue	-	-	-	-
168		A_B6000 Salaries, Wages & Benefits	-	-	-	-
169		A_B6200 Services & Fees	-	-	-	-
170		A_B6300 Travel	-	-	-	-
171	FC_B45 Restr	A_B6400 Supplies	-	-	-	-
172	Govt Funds	A_B6450 Utilities	-	-	-	-
173		A_B6500 Repairs & Maintenance	-	-	-	-
174		A_B6550 Rentals & Leases	-	-	-	-
175		A_B6575 Interest Expense	-	-	-	-
176		A_B6600 Claims & Judgements	-	-	-	-
177		A_B6650 Other Expense	-	-	-	-
178		A_B6700 Subcontracts	-	-	-	-
179		A_B6900 Depreciation & Amortization	-	-	-	-
180		A_B7000 Capital Expense	-	-	-	-
181		A_B7200 Discontinued Operations	-	-	-	-
182		A_B7500 Other Non Operating Expenses	-	-	-	-
183		A_B7600 Internal Allocations & Sales	-	-	-	-
184		A_B7700 Funding Tranfers	-	-	-	-
185		Total_Expenses Expenses	-	-	-	-
186		Statement of Activities Net Result	-	-	-	-




	A	B	C	D	E	F
1						
2	O_B0001: Office of the President Division					
3	Board of Trustees Report					
4	O_B0001: Office of the President Division					
5			FY18		FY19	
6	<b>Fund Class - Source</b>	<b>Summary Level Natural Accounts</b>	<b>Budget</b>	<b>Actual through March</b>	<b>Budget</b>	<b>Variance FY18 Budget to FY19 Budget</b>
7		A_B4000 Tuition & Educational Fees	-	-	-	-
8		A_B4100 Sales of Goods & Services	-	-	-	-
9		A_B4300 Grants & Contracts	-	-	-	-
10		A_43501 Federal Appropriations	-	-	-	-
11		A_B4400 Other Operating Revenue	-	-	-	-
12		A_B5000 Non Operating Revenues	-	-	-	-
13		A_B5100 Appropriations	-	-	-	-
14		A_B5300 Gifts	-	-	-	-
15		A_B5500 Investment Income	-	-	-	-
16		A_B5600 Other Non Operating Revenues	-	-	-	-
17		Total_Revenue Revenue	-	-	-	-
18		A_B6000 Salaries, Wages & Benefits	1,831,917	1,238,292	2,185,913	353,995
19		A_B6200 Services & Fees	1,073,047	452,072	805,800	(267,247)
20	FC_105 Unrestricted Operating Class	A_B6300 Travel	489,250	267,068	338,800	(150,450)
21		A_B6400 Supplies	450,700	51,851	106,200	(344,500)
22		A_B6450 Utilities	-	-	-	-
23		A_B6500 Repairs & Maintenance	1,000	-	-	(1,000)
24		A_B6550 Rentals & Leases	20,000	1,660	4,000	(16,000)
25		A_B6575 Interest Expense	-	-	-	-
26		A_B6600 Claims & Judgements	-	-	-	-
27		A_B6650 Other Expense	393,478	156,315	152,900	(240,578)
28		A_B6700 Subcontracts	-	-	-	-
29		A_B6900 Depreciation & Amortization	-	-	-	-
30		A_B7000 Capital Expense	-	-	-	-
31		A_B7200 Discontinued Operations	-	-	-	-
32		A_B7500 Other Non Operating Expenses	-	-	-	-
33		A_B7600 Internal Allocations & Sales	(222,000)	372,065	101,528	323,528
34		A_B7700 Funding Tranfers	5,000	(12,500)	(218,000)	(223,000)
35		Total_Expenses Expenses	4,042,392	2,526,824	3,477,141	(565,252)
36		Statement of Activities Net Result	4,042,392	2,526,824	3,477,141	(565,252)
37		A_B4000 Tuition & Educational Fees	-	-	-	-
38		A_B4100 Sales of Goods & Services	-	-	-	-
39		A_B4300 Grants & Contracts	-	-	-	-
40		A_43501 Federal Appropriations	-	-	-	-
41		A_B4400 Other Operating Revenue	-	-	-	-
42		A_B5000 Non Operating Revenues	-	-	-	-
43		A_B5100 Appropriations	-	-	-	-
44		A_B5300 Gifts	-	-	-	-
45		A_B5500 Investment Income	-	-	-	-
46		A_B5600 Other Non Operating Revenues	-	-	-	-
47		Total_Revenue Revenue	-	-	-	-
48		A_B6000 Salaries, Wages & Benefits	-	-	-	-
49		A_B6200 Services & Fees	-	-	-	-
50		A_B6300 Travel	-	-	-	-
51	FC_B20 Designated Op	A_B6400 Supplies	-	-	-	-
52		A_B6450 Utilities	-	-	-	-
53		A_B6500 Repairs & Maintenance	-	-	-	-
54		A_B6550 Rentals & Leases	-	-	-	-
55		A_B6575 Interest Expense	-	-	-	-
56		A_B6600 Claims & Judgements	-	-	-	-
57		A_B6650 Other Expense	-	-	-	-
58		A_B6700 Subcontracts	-	-	-	-
59		A_B6900 Depreciation & Amortization	-	-	-	-
60		A_B7000 Capital Expense	-	-	-	-
61		A_B7200 Discontinued Operations	-	-	-	-
62		A_B7500 Other Non Operating Expenses	-	-	-	-
63		A_B7600 Internal Allocations & Sales	-	3,523	-	-
64		A_B7700 Funding Tranfers	-	-	-	-
65		Total_Expenses Expenses	-	3,523	-	-
66			Statement of Activities Net Result	-	3,523	-

	A	B	C	D	E	F
1						
2	O_B0001: Office of the President Division					
3	Board of Trustees Report					
4	O_B0001: Office of the President Division					
5				FY18	FY19	
6	<b>Fund Class - Source</b>	<b>Summary Level Natural Accounts</b>	<b>Budget</b>	<b>Actual through March</b>	<b>Budget</b>	<b>Variance FY18 Budget to FY19 Budget</b>
67		A_B4000 Tuition & Educational Fees	-	-	-	-
68		A_B4100 Sales of Goods & Services	-	-	-	-
69		A_B4300 Grants & Contracts	-	-	-	-
70		A_43501 Federal Appropriations	-	-	-	-
71		A_B4400 Other Operating Revenue	-	-	-	-
72		A_B5000 Non Operating Revenues	-	-	-	-
73		A_B5100 Appropriations	-	-	-	-
74		A_B5300 Gifts	-	(49,814)	(1,358,915)	(1,358,915)
75		A_B5500 Investment Income	-	-	-	-
76		A_B5600 Other Non Operating Revenues	-	-	-	-
77		<b>Total Revenue Revenue</b>	-	(49,814)	(1,358,915)	(1,358,915)
78		A_B6000 Salaries, Wages & Benefits	-	-	-	-
79		A_B6200 Services & Fees	-	109,500	446,000	446,000
80		A_B6300 Travel	-	25,000	10,000	10,000
81	FC_B30 Restr	A_B6400 Supplies	-	15,314	26,415	26,415
82	Expendable Op	A_B6450 Utilities	-	-	-	-
83		A_B6500 Repairs & Maintenance	-	-	-	-
84		A_B6550 Rentals & Leases	-	-	-	-
85		A_B6575 Interest Expense	-	-	-	-
86		A_B6600 Claims & Judgements	-	-	-	-
87		A_B6650 Other Expense	-	-	370,000	370,000
88		A_B6700 Subcontracts	-	-	-	-
89		A_B6900 Depreciation & Amortization	-	-	-	-
90		A_B7000 Capital Expense	-	-	400,000	400,000
91		A_B7200 Discontinued Operations	-	-	-	-
92		A_B7500 Other Non Operating Expenses	-	-	-	-
93		A_B7600 Internal Allocations & Sales	-	(400,000)	106,500	106,500
94		A_B7700 Funding Tranfers	-	-	-	-
95		<b>Total Expenses Expenses</b>	-	(250,186)	1,358,915	1,358,915
96		<b>Statement of Activities Net Result</b>	-	(300,000)	-	-
97		A_B4000 Tuition & Educational Fees	-	-	-	-
98		A_B4100 Sales of Goods & Services	-	-	-	-
99		A_B4300 Grants & Contracts	-	-	-	-
100		A_43501 Federal Appropriations	-	-	-	-
101		A_B4400 Other Operating Revenue	-	-	-	-
102		A_B5000 Non Operating Revenues	-	-	-	-
103		A_B5100 Appropriations	-	-	-	-
104		A_B5300 Gifts	-	-	-	-
105		A_B5500 Investment Income	-	-	-	-
106		A_B5600 Other Non Operating Revenues	-	-	-	-
107		<b>Total Revenue Revenue</b>	-	-	-	-
108		A_B6000 Salaries, Wages & Benefits	-	-	-	-
109		A_B6200 Services & Fees	-	-	-	-
110		A_B6300 Travel	-	-	-	-
111	FC_B35 Restr	A_B6400 Supplies	-	-	-	-
112	Expendable Non Op	A_B6450 Utilities	-	-	-	-
113		A_B6500 Repairs & Maintenance	-	-	-	-
114		A_B6550 Rentals & Leases	-	-	-	-
115		A_B6575 Interest Expense	-	-	-	-
116		A_B6600 Claims & Judgements	-	-	-	-
117		A_B6650 Other Expense	-	-	-	-
118		A_B6700 Subcontracts	-	-	-	-
119		A_B6900 Depreciation & Amortization	-	-	-	-
120		A_B7000 Capital Expense	-	-	-	-
121		A_B7200 Discontinued Operations	-	-	-	-
122		A_B7500 Other Non Operating Expenses	-	-	-	-
123		A_B7600 Internal Allocations & Sales	-	-	-	-
124		A_B7700 Funding Tranfers	-	-	-	-
125		<b>Total Expenses Expenses</b>	-	-	-	-
126		<b>Statement of Activities Net Result</b>	-	-	-	-


	A	B	C	D	E	F
1						
2	O_B0001: Office of the President Division					
3	Board of Trustees Report					
4	O_B0001: Office of the President Division					
5			FY18		FY19	
6	<b>Fund Class - Source</b>	<b>Summary Level Natural Accounts</b>	<b>Budget</b>	<b>Actual through March</b>	<b>Budget</b>	<b>Variance FY18 Budget to FY19 Budget</b>
127		A_B4000 Tuition & Educational Fees	-	-	-	-
128		A_B4100 Sales of Goods & Services	-	-	-	-
129		A_B4300 Grants & Contracts	-	-	(1,957)	(1,957)
130		A_43501 Federal Appropriations	-	-	-	-
131		A_B4400 Other Operating Revenue	-	-	-	-
132		A_B5000 Non Operating Revenues	-	-	-	-
133		A_B5100 Appropriations	-	-	-	-
134		A_B5300 Gifts	-	-	-	-
135		A_B5500 Investment Income	-	-	-	-
136		A_B5600 Other Non Operating Revenues	-	-	-	-
137		<b>Total Revenue Revenue</b>	-	-	(1,957)	(1,957)
138		A_B6000 Salaries, Wages & Benefits	-	-	-	-
139		A_B6200 Services & Fees	-	-	2,500	2,500
140		A_B6300 Travel	-	1,086	-	-
141	FC_B40 Restr	A_B6400 Supplies	-	-	-	-
142	Grants	A_B6450 Utilities	-	-	-	-
143		A_B6500 Repairs & Maintenance	-	-	-	-
144		A_B6550 Rentals & Leases	-	-	-	-
145		A_B6575 Interest Expense	-	-	-	-
146		A_B6600 Claims & Judgements	-	-	-	-
147		A_B6650 Other Expense	-	6,000	-	-
148		A_B6700 Subcontracts	-	-	-	-
149		A_B6900 Depreciation & Amortization	-	-	-	-
150		A_B7000 Capital Expense	-	-	-	-
151		A_B7200 Discontinued Operations	-	-	-	-
152		A_B7500 Other Non Operating Expenses	-	-	-	-
153		A_B7600 Internal Allocations & Sales	-	-	-	-
154		A_B7700 Funding Tranfers	-	-	-	-
155		<b>Total Expenses Expenses</b>	-	7,086	2,500	2,500
156		<b>Statement of Activities Net Result</b>	-	7,086	543	543
157		A_B4000 Tuition & Educational Fees	-	-	-	-
158		A_B4100 Sales of Goods & Services	-	-	-	-
159		A_B4300 Grants & Contracts	-	-	-	-
160		A_43501 Federal Appropriations	-	-	-	-
161		A_B4400 Other Operating Revenue	-	-	-	-
162		A_B5000 Non Operating Revenues	-	-	-	-
163		A_B5100 Appropriations	-	-	-	-
164		A_B5300 Gifts	-	-	-	-
165		A_B5500 Investment Income	-	-	-	-
166		A_B5600 Other Non Operating Revenues	-	-	-	-
167		<b>Total Revenue Revenue</b>	-	-	-	-
168		A_B6000 Salaries, Wages & Benefits	-	-	-	-
169		A_B6200 Services & Fees	-	-	-	-
170		A_B6300 Travel	-	-	-	-
171	FC_B45 Restr	A_B6400 Supplies	-	-	-	-
172	Govt Funds	A_B6450 Utilities	-	-	-	-
173		A_B6500 Repairs & Maintenance	-	-	-	-
174		A_B6550 Rentals & Leases	-	-	-	-
175		A_B6575 Interest Expense	-	-	-	-
176		A_B6600 Claims & Judgements	-	-	-	-
177		A_B6650 Other Expense	-	-	-	-
178		A_B6700 Subcontracts	-	-	-	-
179		A_B6900 Depreciation & Amortization	-	-	-	-
180		A_B7000 Capital Expense	-	-	-	-
181		A_B7200 Discontinued Operations	-	-	-	-
182		A_B7500 Other Non Operating Expenses	-	-	-	-
183		A_B7600 Internal Allocations & Sales	-	-	-	-
184		A_B7700 Funding Tranfers	-	-	-	-
185		<b>Total Expenses Expenses</b>	-	-	-	-
186		<b>Statement of Activities Net Result</b>	-	-	-	-







	A	B	C	D	E	F
1						
2	O_00013: Board of Trustees					
3	Board of Trustees Report					
4	O_00013: Board of Trustees					
5			FY18		FY19	
6	<b>Fund Class - Source</b>	<b>Summary Level Natural Accounts</b>	<b>Budget</b>	<b>Actual through March</b>	<b>Budget</b>	<b>Variance FY18 Budget to FY19 Budget</b>
7		A_B4000 Tuition & Educational Fees	-	-	-	-
8		A_B4100 Sales of Goods & Services	-	-	-	-
9		A_B4300 Grants & Contracts	-	-	-	-
10		A_43501 Federal Appropriations	-	-	-	-
11		A_B4400 Other Operating Revenue	-	-	-	-
12		A_B5000 Non Operating Revenues	-	-	-	-
13		A_B5100 Appropriations	-	-	-	-
14		A_B5300 Gifts	-	-	-	-
15		A_B5500 Investment Income	-	-	-	-
16		A_B5600 Other Non Operating Revenues	-	-	-	-
17		<b>Total Revenue Revenue</b>	-	-	-	-
18		A_B6000 Salaries, Wages & Benefits	-	-	-	-
19		A_B6200 Services & Fees	-	8,807	28,000	28,000
20	FC_105	A_B6300 Travel	213,400	36,757	171,300	(42,100)
21	Unrestricted	A_B6400 Supplies	-	2,023	5,050	5,050
22	Operating	A_B6450 Utilities	-	-	-	-
23	Class	A_B6500 Repairs & Maintenance	-	-	-	-
24		A_B6550 Rentals & Leases	-	-	4,000	4,000
25		A_B6575 Interest Expense	-	-	-	-
26		A_B6600 Claims & Judgements	-	-	-	-
27		A_B6650 Other Expense	-	1,797	5,050	5,050
28		A_B6700 Subcontracts	-	-	-	-
29		A_B6900 Depreciation & Amortization	-	-	-	-
30		A_B7000 Capital Expense	-	-	-	-
31		A_B7200 Discontinued Operations	-	-	-	-
32		A_B7500 Other Non Operating Expenses	-	-	-	-
33		A_B7600 Internal Allocations & Sales	-	47,902	-	-
34		A_B7700 Funding Tranfers	-	-	-	-
35		<b>Total Expenses Expenses</b>	213,400	97,287	213,400	-
36		<b>Statement of Activities Net Result</b>	213,400	97,287	213,400	-
37		A_B4000 Tuition & Educational Fees	-	-	-	-
38		A_B4100 Sales of Goods & Services	-	-	-	-
39		A_B4300 Grants & Contracts	-	-	-	-
40		A_43501 Federal Appropriations	-	-	-	-
41		A_B4400 Other Operating Revenue	-	-	-	-
42		A_B5000 Non Operating Revenues	-	-	-	-
43		A_B5100 Appropriations	-	-	-	-
44		A_B5300 Gifts	-	-	-	-
45		A_B5500 Investment Income	-	-	-	-
46		A_B5600 Other Non Operating Revenues	-	-	-	-
47		<b>Total Revenue Revenue</b>	-	-	-	-
48		A_B6000 Salaries, Wages & Benefits	-	-	-	-
49		A_B6200 Services & Fees	-	-	-	-
50		A_B6300 Travel	-	-	-	-
51	FC_B20	A_B6400 Supplies	-	-	-	-
52	Designated Op	A_B6450 Utilities	-	-	-	-
53		A_B6500 Repairs & Maintenance	-	-	-	-
54		A_B6550 Rentals & Leases	-	-	-	-
55		A_B6575 Interest Expense	-	-	-	-
56		A_B6600 Claims & Judgements	-	-	-	-
57		A_B6650 Other Expense	-	-	-	-
58		A_B6700 Subcontracts	-	-	-	-
59		A_B6900 Depreciation & Amortization	-	-	-	-
60		A_B7000 Capital Expense	-	-	-	-
61		A_B7200 Discontinued Operations	-	-	-	-
62		A_B7500 Other Non Operating Expenses	-	-	-	-
63		A_B7600 Internal Allocations & Sales	-	-	-	-
64		A_B7700 Funding Tranfers	-	-	-	-
65		<b>Total Expenses Expenses</b>	-	-	-	-
66		<b>Statement of Activities Net Result</b>	-	-	-	-


	A	B	C	D	E	F
1						
2	O_00013: Board of Trustees					
3	Board of Trustees Report					
4	O_00013: Board of Trustees					
5			FY18		FY19	
6	<b>Fund Class - Source</b>	<b>Summary Level Natural Accounts</b>	<b>Budget</b>	<b>Actual through March</b>	<b>Budget</b>	<b>Variance FY18 Budget to FY19 Budget</b>
67		A_B4000 Tuition & Educational Fees	-	-	-	-
68		A_B4100 Sales of Goods & Services	-	-	-	-
69		A_B4300 Grants & Contracts	-	-	-	-
70		A_43501 Federal Appropriations	-	-	-	-
71		A_B4400 Other Operating Revenue	-	-	-	-
72		A_B5000 Non Operating Revenues	-	-	-	-
73		A_B5100 Appropriations	-	-	-	-
74		A_B5300 Gifts	-	-	-	-
75		A_B5500 Investment Income	-	-	-	-
76		A_B5600 Other Non Operating Revenues	-	-	-	-
77		Total_Revenue Revenue	-	-	-	-
78		A_B6000 Salaries, Wages & Benefits	-	-	-	-
79		A_B6200 Services & Fees	-	-	-	-
80		A_B6300 Travel	-	-	-	-
81	FC_B30 Restr	A_B6400 Supplies	-	-	-	-
82	Expendable Op	A_B6450 Utilities	-	-	-	-
83		A_B6500 Repairs & Maintenance	-	-	-	-
84		A_B6550 Rentals & Leases	-	-	-	-
85		A_B6575 Interest Expense	-	-	-	-
86		A_B6600 Claims & Judgements	-	-	-	-
87		A_B6650 Other Expense	-	-	-	-
88		A_B6700 Subcontracts	-	-	-	-
89		A_B6900 Depreciation & Amortization	-	-	-	-
90		A_B7000 Capital Expense	-	-	-	-
91		A_B7200 Discontinued Operations	-	-	-	-
92		A_B7500 Other Non Operating Expenses	-	-	-	-
93		A_B7600 Internal Allocations & Sales	-	-	-	-
94		A_B7700 Funding Tranfers	-	-	-	-
95		Total_Expenses Expenses	-	-	-	-
96		Statement of Activities Net Result	-	-	-	-
97		A_B4000 Tuition & Educational Fees	-	-	-	-
98		A_B4100 Sales of Goods & Services	-	-	-	-
99		A_B4300 Grants & Contracts	-	-	-	-
100		A_43501 Federal Appropriations	-	-	-	-
101		A_B4400 Other Operating Revenue	-	-	-	-
102		A_B5000 Non Operating Revenues	-	-	-	-
103		A_B5100 Appropriations	-	-	-	-
104		A_B5300 Gifts	-	-	-	-
105		A_B5500 Investment Income	-	-	-	-
106		A_B5600 Other Non Operating Revenues	-	-	-	-
107		Total_Revenue Revenue	-	-	-	-
108		A_B6000 Salaries, Wages & Benefits	-	-	-	-
109		A_B6200 Services & Fees	-	-	-	-
110		A_B6300 Travel	-	-	-	-
111	FC_B35 Restr	A_B6400 Supplies	-	-	-	-
112	Expendable Non Op	A_B6450 Utilities	-	-	-	-
113		A_B6500 Repairs & Maintenance	-	-	-	-
114		A_B6550 Rentals & Leases	-	-	-	-
115		A_B6575 Interest Expense	-	-	-	-
116		A_B6600 Claims & Judgements	-	-	-	-
117		A_B6650 Other Expense	-	-	-	-
118		A_B6700 Subcontracts	-	-	-	-
119		A_B6900 Depreciation & Amortization	-	-	-	-
120		A_B7000 Capital Expense	-	-	-	-
121		A_B7200 Discontinued Operations	-	-	-	-
122		A_B7500 Other Non Operating Expenses	-	-	-	-
123		A_B7600 Internal Allocations & Sales	-	-	-	-
124		A_B7700 Funding Tranfers	-	-	-	-
125		Total_Expenses Expenses	-	-	-	-
126		Statement of Activities Net Result	-	-	-	-

	A	B	C	D	E	F
1						
2	O_00013: Board of Trustees					
3	Board of Trustees Report					
4	O_00013: Board of Trustees					
5			FY18		FY19	
6	<b>Fund Class - Source</b>	<b>Summary Level Natural Accounts</b>	<b>Budget</b>	<b>Actual through March</b>	<b>Budget</b>	<b>Variance FY18 Budget to FY19 Budget</b>
127		A_B4000 Tuition & Educational Fees	-	-	-	-
128		A_B4100 Sales of Goods & Services	-	-	-	-
129		A_B4300 Grants & Contracts	-	-	-	-
130		A_43501 Federal Appropriations	-	-	-	-
131		A_B4400 Other Operating Revenue	-	-	-	-
132		A_B5000 Non Operating Revenues	-	-	-	-
133		A_B5100 Appropriations	-	-	-	-
134		A_B5300 Gifts	-	-	-	-
135		A_B5500 Investment Income	-	-	-	-
136		A_B5600 Other Non Operating Revenues	-	-	-	-
137		Total_Revenue Revenue	-	-	-	-
138		A_B6000 Salaries, Wages & Benefits	-	-	-	-
139		A_B6200 Services & Fees	-	-	-	-
140		A_B6300 Travel	-	-	-	-
141	FC_B40 Restr	A_B6400 Supplies	-	-	-	-
142	Grants	A_B6450 Utilities	-	-	-	-
143		A_B6500 Repairs & Maintenance	-	-	-	-
144		A_B6550 Rentals & Leases	-	-	-	-
145		A_B6575 Interest Expense	-	-	-	-
146		A_B6600 Claims & Judgements	-	-	-	-
147		A_B6650 Other Expense	-	-	-	-
148		A_B6700 Subcontracts	-	-	-	-
149		A_B6900 Depreciation & Amortization	-	-	-	-
150		A_B7000 Capital Expense	-	-	-	-
151		A_B7200 Discontinued Operations	-	-	-	-
152		A_B7500 Other Non Operating Expenses	-	-	-	-
153		A_B7600 Internal Allocations & Sales	-	-	-	-
154		A_B7700 Funding Tranfers	-	-	-	-
155		Total_Expenses Expenses	-	-	-	-
156		Statement of Activities Net Result	-	-	-	-
157		A_B4000 Tuition & Educational Fees	-	-	-	-
158		A_B4100 Sales of Goods & Services	-	-	-	-
159		A_B4300 Grants & Contracts	-	-	-	-
160		A_43501 Federal Appropriations	-	-	-	-
161		A_B4400 Other Operating Revenue	-	-	-	-
162		A_B5000 Non Operating Revenues	-	-	-	-
163		A_B5100 Appropriations	-	-	-	-
164		A_B5300 Gifts	-	-	-	-
165		A_B5500 Investment Income	-	-	-	-
166		A_B5600 Other Non Operating Revenues	-	-	-	-
167		Total_Revenue Revenue	-	-	-	-
168		A_B6000 Salaries, Wages & Benefits	-	-	-	-
169		A_B6200 Services & Fees	-	-	-	-
170		A_B6300 Travel	-	-	-	-
171	FC_B45 Restr	A_B6400 Supplies	-	-	-	-
172	Govt Funds	A_B6450 Utilities	-	-	-	-
173		A_B6500 Repairs & Maintenance	-	-	-	-
174		A_B6550 Rentals & Leases	-	-	-	-
175		A_B6575 Interest Expense	-	-	-	-
176		A_B6600 Claims & Judgements	-	-	-	-
177		A_B6650 Other Expense	-	-	-	-
178		A_B6700 Subcontracts	-	-	-	-
179		A_B6900 Depreciation & Amortization	-	-	-	-
180		A_B7000 Capital Expense	-	-	-	-
181		A_B7200 Discontinued Operations	-	-	-	-
182		A_B7500 Other Non Operating Expenses	-	-	-	-
183		A_B7600 Internal Allocations & Sales	-	-	-	-
184		A_B7700 Funding Tranfers	-	-	-	-
185		Total_Expenses Expenses	-	-	-	-
186		Statement of Activities Net Result	-	-	-	-




	A	B	C	D	E	F	
1							
2	O_00021: Internal Audit						
3	Board of Trustees Report						
4	O_00021: Internal Audit						
5			FY18		FY19		
6	<b>Fund Class - Source</b>	<b>Summary Level Natural Accounts</b>	<b>Budget</b>	<b>Actual through March</b>	<b>Budget</b>	<b>Variance FY18 Budget to FY19 Budget</b>	
7	FC_105 Unrestricted Operating Class	A_B4000 Tuition & Educational Fees	-	-	-	-	
8		A_B4100 Sales of Goods & Services	-	-	-	-	
9		A_B4300 Grants & Contracts	-	-	-	-	
10		A_43501 Federal Appropriations	-	-	-	-	
11		A_B4400 Other Operating Revenue	-	-	-	-	
12		A_B5000 Non Operating Revenues	-	-	-	-	
13		A_B5100 Appropriations	-	-	-	-	
14		A_B5300 Gifts	-	-	-	-	
15		A_B5500 Investment Income	-	-	-	-	
16		A_B5600 Other Non Operating Revenues	-	-	-	-	
17			<b>Total_Revenue Revenue</b>	-	-	-	-
18			A_B6000 Salaries, Wages & Benefits	255,224	191,418	255,224	0
19			A_B6200 Services & Fees	1,300	-	-	(1,300)
20			A_B6300 Travel	2,500	106	4,000	1,500
21			A_B6400 Supplies	2,300	1,787	6,035	3,735
22			A_B6450 Utilities	-	-	-	-
23			A_B6500 Repairs & Maintenance	-	-	-	-
24			A_B6550 Rentals & Leases	-	-	-	-
25			A_B6575 Interest Expense	-	-	-	-
26			A_B6600 Claims & Judgements	-	-	-	-
27			A_B6650 Other Expense	1,100	365	2,350	1,250
28			A_B6700 Subcontracts	-	-	-	-
29			A_B6900 Depreciation & Amortization	-	-	-	-
30			A_B7000 Capital Expense	-	-	-	-
31			A_B7200 Discontinued Operations	-	-	-	-
32			A_B7500 Other Non Operating Expenses	-	-	-	-
33			A_B7600 Internal Allocations & Sales	-	923	1,550	1,550
34			A_B7700 Funding Tranfers	-	-	-	-
35			<b>Total_Expenses Expenses</b>	262,424	194,600	269,159	6,735
36			<b>Statement of Activities Net Result</b>	262,424	194,600	269,159	6,735
37		FC_B20 Designated Op	A_B4000 Tuition & Educational Fees	-	-	-	-
38			A_B4100 Sales of Goods & Services	-	-	-	-
39			A_B4300 Grants & Contracts	-	-	-	-
40			A_43501 Federal Appropriations	-	-	-	-
41			A_B4400 Other Operating Revenue	-	-	-	-
42			A_B5000 Non Operating Revenues	-	-	-	-
43	A_B5100 Appropriations		-	-	-	-	
44	A_B5300 Gifts		-	-	-	-	
45	A_B5500 Investment Income		-	-	-	-	
46	A_B5600 Other Non Operating Revenues		-	-	-	-	
47			<b>Total_Revenue Revenue</b>	-	-	-	-
48			A_B6000 Salaries, Wages & Benefits	-	-	-	-
49			A_B6200 Services & Fees	-	-	-	-
50			A_B6300 Travel	-	-	-	-
51			A_B6400 Supplies	-	-	-	-
52			A_B6450 Utilities	-	-	-	-
53			A_B6500 Repairs & Maintenance	-	-	-	-
54			A_B6550 Rentals & Leases	-	-	-	-
55			A_B6575 Interest Expense	-	-	-	-
56			A_B6600 Claims & Judgements	-	-	-	-
57			A_B6650 Other Expense	-	-	-	-
58			A_B6700 Subcontracts	-	-	-	-
59			A_B6900 Depreciation & Amortization	-	-	-	-
60			A_B7000 Capital Expense	-	-	-	-
61			A_B7200 Discontinued Operations	-	-	-	-
62			A_B7500 Other Non Operating Expenses	-	-	-	-
63			A_B7600 Internal Allocations & Sales	-	-	-	-
64			A_B7700 Funding Tranfers	-	-	-	-
65			<b>Total_Expenses Expenses</b>	-	-	-	-
66			<b>Statement of Activities Net Result</b>	-	-	-	-


	A	B	C	D	E	F
1						
2	O_00021: Internal Audit					
3	Board of Trustees Report					
4	O_00021: Internal Audit					
5			FY18		FY19	
6	<b>Fund Class - Source</b>	<b>Summary Level Natural Accounts</b>	<b>Budget</b>	<b>Actual through March</b>	<b>Budget</b>	<b>Variance FY18 Budget to FY19 Budget</b>
67		A_B4000 Tuition & Educational Fees	-	-	-	-
68		A_B4100 Sales of Goods & Services	-	-	-	-
69		A_B4300 Grants & Contracts	-	-	-	-
70		A_43501 Federal Appropriations	-	-	-	-
71		A_B4400 Other Operating Revenue	-	-	-	-
72		A_B5000 Non Operating Revenues	-	-	-	-
73		A_B5100 Appropriations	-	-	-	-
74		A_B5300 Gifts	-	-	-	-
75		A_B5500 Investment Income	-	-	-	-
76		A_B5600 Other Non Operating Revenues	-	-	-	-
77		Total_Revenue Revenue	-	-	-	-
78		A_B6000 Salaries, Wages & Benefits	-	-	-	-
79		A_B6200 Services & Fees	-	-	-	-
80		A_B6300 Travel	-	-	-	-
81	FC_B30 Restr	A_B6400 Supplies	-	-	-	-
82	Expendable Op	A_B6450 Utilities	-	-	-	-
83		A_B6500 Repairs & Maintenance	-	-	-	-
84		A_B6550 Rentals & Leases	-	-	-	-
85		A_B6575 Interest Expense	-	-	-	-
86		A_B6600 Claims & Judgements	-	-	-	-
87		A_B6650 Other Expense	-	-	-	-
88		A_B6700 Subcontracts	-	-	-	-
89		A_B6900 Depreciation & Amortization	-	-	-	-
90		A_B7000 Capital Expense	-	-	-	-
91		A_B7200 Discontinued Operations	-	-	-	-
92		A_B7500 Other Non Operating Expenses	-	-	-	-
93		A_B7600 Internal Allocations & Sales	-	-	-	-
94		A_B7700 Funding Tranfers	-	-	-	-
95		Total_Expenses Expenses	-	-	-	-
96		Statement of Activities Net Result	-	-	-	-
97		A_B4000 Tuition & Educational Fees	-	-	-	-
98		A_B4100 Sales of Goods & Services	-	-	-	-
99		A_B4300 Grants & Contracts	-	-	-	-
100		A_43501 Federal Appropriations	-	-	-	-
101		A_B4400 Other Operating Revenue	-	-	-	-
102		A_B5000 Non Operating Revenues	-	-	-	-
103		A_B5100 Appropriations	-	-	-	-
104		A_B5300 Gifts	-	-	-	-
105		A_B5500 Investment Income	-	-	-	-
106		A_B5600 Other Non Operating Revenues	-	-	-	-
107		Total_Revenue Revenue	-	-	-	-
108		A_B6000 Salaries, Wages & Benefits	-	-	-	-
109		A_B6200 Services & Fees	-	-	-	-
110		A_B6300 Travel	-	-	-	-
111	FC_B35 Restr	A_B6400 Supplies	-	-	-	-
112	Expendable Non Op	A_B6450 Utilities	-	-	-	-
113		A_B6500 Repairs & Maintenance	-	-	-	-
114		A_B6550 Rentals & Leases	-	-	-	-
115		A_B6575 Interest Expense	-	-	-	-
116		A_B6600 Claims & Judgements	-	-	-	-
117		A_B6650 Other Expense	-	-	-	-
118		A_B6700 Subcontracts	-	-	-	-
119		A_B6900 Depreciation & Amortization	-	-	-	-
120		A_B7000 Capital Expense	-	-	-	-
121		A_B7200 Discontinued Operations	-	-	-	-
122		A_B7500 Other Non Operating Expenses	-	-	-	-
123		A_B7600 Internal Allocations & Sales	-	-	-	-
124		A_B7700 Funding Tranfers	-	-	-	-
125		Total_Expenses Expenses	-	-	-	-
126		Statement of Activities Net Result	-	-	-	-


	A	B	C	D	E	F
1						
2	O_00021: Internal Audit					
3	Board of Trustees Report					
4	O_00021: Internal Audit					
5			FY18		FY19	
6	<b>Fund Class - Source</b>	<b>Summary Level Natural Accounts</b>	<b>Budget</b>	<b>Actual through March</b>	<b>Budget</b>	<b>Variance FY18 Budget to FY19 Budget</b>
127		A_B4000 Tuition & Educational Fees	-	-	-	-
128		A_B4100 Sales of Goods & Services	-	-	-	-
129		A_B4300 Grants & Contracts	-	-	-	-
130		A_43501 Federal Appropriations	-	-	-	-
131		A_B4400 Other Operating Revenue	-	-	-	-
132		A_B5000 Non Operating Revenues	-	-	-	-
133		A_B5100 Appropriations	-	-	-	-
134		A_B5300 Gifts	-	-	-	-
135		A_B5500 Investment Income	-	-	-	-
136		A_B5600 Other Non Operating Revenues	-	-	-	-
137		Total_Revenue Revenue	-	-	-	-
138		A_B6000 Salaries, Wages & Benefits	-	-	-	-
139		A_B6200 Services & Fees	-	-	-	-
140		A_B6300 Travel	-	-	-	-
141	FC_B40 Restr	A_B6400 Supplies	-	-	-	-
142	Grants	A_B6450 Utilities	-	-	-	-
143		A_B6500 Repairs & Maintenance	-	-	-	-
144		A_B6550 Rentals & Leases	-	-	-	-
145		A_B6575 Interest Expense	-	-	-	-
146		A_B6600 Claims & Judgements	-	-	-	-
147		A_B6650 Other Expense	-	-	-	-
148		A_B6700 Subcontracts	-	-	-	-
149		A_B6900 Depreciation & Amortization	-	-	-	-
150		A_B7000 Capital Expense	-	-	-	-
151		A_B7200 Discontinued Operations	-	-	-	-
152		A_B7500 Other Non Operating Expenses	-	-	-	-
153		A_B7600 Internal Allocations & Sales	-	-	-	-
154		A_B7700 Funding Tranfers	-	-	-	-
155		Total_Expenses Expenses	-	-	-	-
156		Statement of Activities Net Result	-	-	-	-
157		A_B4000 Tuition & Educational Fees	-	-	-	-
158		A_B4100 Sales of Goods & Services	-	-	-	-
159		A_B4300 Grants & Contracts	-	-	-	-
160		A_43501 Federal Appropriations	-	-	-	-
161		A_B4400 Other Operating Revenue	-	-	-	-
162		A_B5000 Non Operating Revenues	-	-	-	-
163		A_B5100 Appropriations	-	-	-	-
164		A_B5300 Gifts	-	-	-	-
165		A_B5500 Investment Income	-	-	-	-
166		A_B5600 Other Non Operating Revenues	-	-	-	-
167		Total_Revenue Revenue	-	-	-	-
168		A_B6000 Salaries, Wages & Benefits	-	-	-	-
169		A_B6200 Services & Fees	-	-	-	-
170		A_B6300 Travel	-	-	-	-
171	FC_B45 Restr	A_B6400 Supplies	-	-	-	-
172	Govt Funds	A_B6450 Utilities	-	-	-	-
173		A_B6500 Repairs & Maintenance	-	-	-	-
174		A_B6550 Rentals & Leases	-	-	-	-
175		A_B6575 Interest Expense	-	-	-	-
176		A_B6600 Claims & Judgements	-	-	-	-
177		A_B6650 Other Expense	-	-	-	-
178		A_B6700 Subcontracts	-	-	-	-
179		A_B6900 Depreciation & Amortization	-	-	-	-
180		A_B7000 Capital Expense	-	-	-	-
181		A_B7200 Discontinued Operations	-	-	-	-
182		A_B7500 Other Non Operating Expenses	-	-	-	-
183		A_B7600 Internal Allocations & Sales	-	-	-	-
184		A_B7700 Funding Tranfers	-	-	-	-
185		Total_Expenses Expenses	-	-	-	-
186		Statement of Activities Net Result	-	-	-	-







	A	B	C	D	E	F	
1							
2	O_B1000: Academic Affairs Division						
3	Board of Trustees Report						
4	O_B1000: Academic Affairs Division						
5			FY18		FY19		
6	<b>Fund Class - Source</b>	<b>Summary Level Natural Accounts</b>	<b>Budget</b>	<b>Actual through March</b>	<b>Budget</b>	<b>Variance FY18 Budget to FY19 Budget</b>	
7	FC_105 Unrestricted Operating Class	A_B4000 Tuition & Educational Fees	(3,922,618)	(3,530,786)	(5,977,257)	(2,054,639)	
8		A_B4100 Sales of Goods & Services	(487,778)	(2,190,044)	(139,943)	347,835	
9		A_B4300 Grants & Contracts	(204,105)	-	(180,000)	24,105	
10		A_43501 Federal Appropriations	-	-	-	-	
11		A_B4400 Other Operating Revenue	(2,550,478)	(1,071,847)	(1,062,164)	1,488,314	
12		A_B5000 Non Operating Revenues	-	-	-	-	
13		A_B5100 Appropriations	(10,785,781)	(9,686,091)	(9,351,583)	1,434,198	
14		A_B5300 Gifts	(575,550)	(9,288)	(2,500)	573,050	
15		A_B5500 Investment Income	(372,208)	-	(500,000)	(127,792)	
16		A_B5600 Other Non Operating Revenues	(4,111,805)	(44,805)	(2,085,882)	2,025,923	
17			<b>Total_Revenue Revenue</b>	<b>(23,010,322)</b>	<b>(16,532,861)</b>	<b>(19,299,329)</b>	<b>3,710,993</b>
18			A_B6000 Salaries, Wages & Benefits	149,699,023	112,261,139	152,537,425	2,838,402
19			A_B6200 Services & Fees	5,589,253	2,719,705	3,731,858	(1,857,395)
20			A_B6300 Travel	3,894,467	2,223,775	3,724,888	(169,579)
21			A_B6400 Supplies	18,160,546	11,827,565	14,378,416	(3,782,130)
22			A_B6450 Utilities	23,354	19,813	41,428	18,074
23			A_B6500 Repairs & Maintenance	848,333	426,250	383,966	(464,367)
24			A_B6550 Rentals & Leases	167,958	204,135	277,704	109,747
25			A_B6575 Interest Expense	-	66	-	-
26			A_B6600 Claims & Judgements	-	-	-	-
27			A_B6650 Other Expense	1,565,632	1,426,461	3,379,898	1,814,265
28			A_B6700 Subcontracts	110,385	16,908	144,882	34,497
29			A_B6900 Depreciation & Amortization	-	128,423	3,500	3,500
30			A_B7000 Capital Expense	-	32,940	19,309	19,309
31			A_B7200 Discontinued Operations	-	-	-	-
32			A_B7500 Other Non Operating Expenses	10,500	(16,631)	(274,000)	(284,500)
33			A_B7600 Internal Allocations & Sales	23,901	1,548,814	1,669,320	1,645,419
34			A_B7700 Funding Trnfers	(2,936,277)	90,303	(2,083,641)	852,636
35			<b>Total_Expenses Expenses</b>	<b>177,157,076</b>	<b>132,909,667</b>	<b>177,934,954</b>	<b>777,878</b>
36			<b>Statement of Activities Net Result</b>	<b>154,146,754</b>	<b>116,376,806</b>	<b>158,635,625</b>	<b>4,488,871</b>
37		FC_B20 Designated Op	A_B4000 Tuition & Educational Fees	(559,883)	(1,244,796)	(6,697,110)	(6,137,226)
38			A_B4100 Sales of Goods & Services	(61,382)	(385,791)	(798,082)	(736,700)
39			A_B4300 Grants & Contracts	(2,240,867)	(40,540)	(1,436,206)	804,661
40			A_43501 Federal Appropriations	-	-	-	-
41			A_B4400 Other Operating Revenue	(1,267,037)	(795,983)	(3,696,576)	(2,429,538)
42			A_B5000 Non Operating Revenues	-	-	-	-
43	A_B5100 Appropriations		(3,797,686)	(4,057,861)	(4,184,718)	(387,032)	
44	A_B5300 Gifts		(19,500)	1,587	-	19,500	
45	A_B5500 Investment Income		-	-	-	-	
46	A_B5600 Other Non Operating Revenues		(856,230)	(83)	(1,155,300)	(299,070)	
47			<b>Total_Revenue Revenue</b>	<b>(8,802,586)</b>	<b>(6,523,467)</b>	<b>(17,967,991)</b>	<b>(9,165,406)</b>
48			A_B6000 Salaries, Wages & Benefits	5,484,600	3,830,869	9,026,138	3,541,538
49			A_B6200 Services & Fees	408,300	433,604	1,640,137	1,231,837
50			A_B6300 Travel	385,191	288,433	1,293,816	908,626
51			A_B6400 Supplies	2,327,665	1,117,785	6,826,104	4,498,440
52			A_B6450 Utilities	72	1,720	1,556	1,484
53			A_B6500 Repairs & Maintenance	189,300	68,824	872,200	682,900
54			A_B6550 Rentals & Leases	33,891	23,569	110,795	76,904
55			A_B6575 Interest Expense	-	-	11	11
56			A_B6600 Claims & Judgements	-	-	-	-
57			A_B6650 Other Expense	1,097,158	374,281	2,978,828	1,881,670
58			A_B6700 Subcontracts	31,000	26,163	164,161	133,161
59			A_B6900 Depreciation & Amortization	-	9,183	-	-
60			A_B7000 Capital Expense	-	228,110	1,452,755	1,452,755
61			A_B7200 Discontinued Operations	-	-	-	-
62			A_B7500 Other Non Operating Expenses	-	3,685	-	-
63			A_B7600 Internal Allocations & Sales	(47,720)	(133,955)	(2,129,197)	(2,081,477)
64			A_B7700 Funding Trnfers	(1,277,213)	(12,348)	(4,076,028)	(2,798,816)
65			<b>Total_Expenses Expenses</b>	<b>8,632,244</b>	<b>6,259,923</b>	<b>18,161,277</b>	<b>9,529,033</b>
66			<b>Statement of Activities Net Result</b>	<b>(170,342)</b>	<b>(263,545)</b>	<b>193,286</b>	<b>363,628</b>

	A	B	C	D	E	F
1						
2	O_B1000: Academic Affairs Division					
3	Board of Trustees Report					
4	O_B1000: Academic Affairs Division					
5				FY18	FY19	
6	<b>Fund Class - Source</b>	<b>Summary Level Natural Accounts</b>	<b>Budget</b>	<b>Actual through March</b>	<b>Budget</b>	<b>Variance FY18 Budget to FY19 Budget</b>
67		A_B4000 Tuition & Educational Fees	-	18,533,115	21,625,751	21,625,751
68		A_B4100 Sales of Goods & Services	-	-	-	-
69		A_B4300 Grants & Contracts	-	-	-	-
70		A_43501 Federal Appropriations	-	-	-	-
71		A_B4400 Other Operating Revenue	-	-	-	-
72		A_B5000 Non Operating Revenues	-	-	-	-
73		A_B5100 Appropriations	-	(9,160,113)	(11,827,012)	(11,827,012)
74		A_B5300 Gifts	-	(14,321,636)	(31,071,125)	(31,071,125)
75		A_B5500 Investment Income	-	-	-	-
76		A_B5600 Other Non Operating Revenues	-	-	-	-
77		Total_Revenue Revenue	-	(4,948,634)	(21,272,386)	(21,272,386)
78		A_B6000 Salaries, Wages & Benefits	-	7,143,579	11,432,561	11,432,561
79		A_B6200 Services & Fees	-	888,666	2,053,585	2,053,585
80		A_B6300 Travel	-	908,431	2,785,560	2,785,560
81	FC_B30 Restr	A_B6400 Supplies	-	1,229,986	2,214,681	2,214,681
82	Expendable Op	A_B6450 Utilities	-	915	2,150	2,150
83		A_B6500 Repairs & Maintenance	-	15,547	238,503	238,503
84		A_B6550 Rentals & Leases	-	52,929	53,745	53,745
85		A_B6575 Interest Expense	-	-	-	-
86		A_B6600 Claims & Judgements	-	-	-	-
87		A_B6650 Other Expense	-	296,790	1,572,613	1,572,613
88		A_B6700 Subcontracts	-	9,280	3,907	3,907
89		A_B6900 Depreciation & Amortization	-	652	-	-
90		A_B7000 Capital Expense	-	63,118	706,500	706,500
91		A_B7200 Discontinued Operations	-	-	-	-
92		A_B7500 Other Non Operating Expenses	-	-	-	-
93		A_B7600 Internal Allocations & Sales	-	428,439	327,990	327,990
94		A_B7700 Funding Tranfers	-	704	(119,409)	(119,409)
95		Total_Expenses Expenses	-	11,039,037	21,272,386	21,272,386
96		Statement of Activities Net Result	-	6,090,404	0	0
97		A_B4000 Tuition & Educational Fees	-	-	168,500	168,500
98		A_B4100 Sales of Goods & Services	-	-	-	-
99		A_B4300 Grants & Contracts	-	-	-	-
100		A_43501 Federal Appropriations	-	-	-	-
101		A_B4400 Other Operating Revenue	-	-	-	-
102		A_B5000 Non Operating Revenues	-	-	-	-
103		A_B5100 Appropriations	-	-	-	-
104		A_B5300 Gifts	-	(1,856)	(187,500)	(187,500)
105		A_B5500 Investment Income	-	-	-	-
106		A_B5600 Other Non Operating Revenues	-	-	-	-
107		Total_Revenue Revenue	-	(1,856)	(19,000)	(19,000)
108		A_B6000 Salaries, Wages & Benefits	-	-	6,000	6,000
109		A_B6200 Services & Fees	-	-	-	-
110		A_B6300 Travel	-	-	1,000	1,000
111	FC_B35 Restr	A_B6400 Supplies	-	-	11,500	11,500
112	Expendable Non Op	A_B6450 Utilities	-	-	-	-
113		A_B6500 Repairs & Maintenance	-	12,701	-	-
114		A_B6550 Rentals & Leases	-	-	-	-
115		A_B6575 Interest Expense	-	-	-	-
116		A_B6600 Claims & Judgements	-	-	-	-
117		A_B6650 Other Expense	-	-	500	500
118		A_B6700 Subcontracts	-	-	-	-
119		A_B6900 Depreciation & Amortization	-	-	-	-
120		A_B7000 Capital Expense	-	-	-	-
121		A_B7200 Discontinued Operations	-	-	-	-
122		A_B7500 Other Non Operating Expenses	-	-	-	-
123		A_B7600 Internal Allocations & Sales	-	29,779	-	-
124		A_B7700 Funding Tranfers	-	-	-	-
125		Total_Expenses Expenses	-	42,480	19,000	19,000
126		Statement of Activities Net Result	-	40,624	-	-


	A	B	C	D	E	F
1						
2	O_B1000: Academic Affairs Division					
3	Board of Trustees Report					
4	O_B1000: Academic Affairs Division					
5				FY18	FY19	
6	<b>Fund Class - Source</b>	<b>Summary Level Natural Accounts</b>	<b>Budget</b>	<b>Actual through March</b>	<b>Budget</b>	<b>Variance FY18 Budget to FY19 Budget</b>
127		A_B4000 Tuition & Educational Fees	-	-	22,604,770	22,604,770
128		A_B4100 Sales of Goods & Services	-	-	-	-
129		A_B4300 Grants & Contracts	-	(114,919,095)	(149,237,669)	(149,237,669)
130		A_43501 Federal Appropriations	-	-	-	-
131		A_B4400 Other Operating Revenue	-	-	-	-
132		A_B5000 Non Operating Revenues	-	-	-	-
133		A_B5100 Appropriations	-	-	-	-
134		A_B5300 Gifts	-	-	(54,636)	(54,636)
135		A_B5500 Investment Income	-	-	-	-
136		A_B5600 Other Non Operating Revenues	-	(6,818,891)	20,274,495	20,274,495
137		Total_Revenue Revenue	-	(121,737,986)	(106,413,040)	(106,413,040)
138		A_B6000 Salaries, Wages & Benefits	-	22,760,817	35,268,157	35,268,157
139		A_B6200 Services & Fees	-	2,635,670	9,063,693	9,063,693
140		A_B6300 Travel	-	1,810,867	6,132,528	6,132,528
141	FC_B40 Restr	A_B6400 Supplies	-	2,453,142	15,663,978	15,663,978
142	Grants	A_B6450 Utilities	-	3,893	-	-
143		A_B6500 Repairs & Maintenance	-	89,319	-	-
144		A_B6550 Rentals & Leases	-	368,064	8,949,945	8,949,945
145		A_B6575 Interest Expense	-	-	-	-
146		A_B6600 Claims & Judgements	-	-	-	-
147		A_B6650 Other Expense	-	57,802,612	288,540	288,540
148		A_B6700 Subcontracts	-	5,589,092	21,160	21,160
149		A_B6900 Depreciation & Amortization	-	20,275	-	-
150		A_B7000 Capital Expense	-	92,884	-	-
151		A_B7200 Discontinued Operations	-	-	-	-
152		A_B7500 Other Non Operating Expenses	-	15,449	2,350,717	2,350,717
153		A_B7600 Internal Allocations & Sales	-	-	-	-
154		A_B7700 Funding Tranfers	-	-	-	-
155		Total_Expenses Expenses	-	93,642,086	77,738,717	77,738,717
156		Statement of Activities Net Result	-	(28,095,900)	(28,674,322)	(28,674,322)
157		A_B4000 Tuition & Educational Fees	-	-	-	-
158		A_B4100 Sales of Goods & Services	-	-	-	-
159		A_B4300 Grants & Contracts	-	-	-	-
160		A_43501 Federal Appropriations	-	-	-	-
161		A_B4400 Other Operating Revenue	-	-	-	-
162		A_B5000 Non Operating Revenues	-	-	-	-
163		A_B5100 Appropriations	-	-	-	-
164		A_B5300 Gifts	-	-	-	-
165		A_B5500 Investment Income	-	-	-	-
166		A_B5600 Other Non Operating Revenues	-	-	-	-
167		Total_Revenue Revenue	-	-	-	-
168		A_B6000 Salaries, Wages & Benefits	-	-	-	-
169		A_B6200 Services & Fees	-	-	-	-
170		A_B6300 Travel	-	-	-	-
171	FC_B45 Restr	A_B6400 Supplies	-	-	-	-
172	Govt Funds	A_B6450 Utilities	-	-	-	-
173		A_B6500 Repairs & Maintenance	-	-	-	-
174		A_B6550 Rentals & Leases	-	-	-	-
175		A_B6575 Interest Expense	-	-	-	-
176		A_B6600 Claims & Judgements	-	-	-	-
177		A_B6650 Other Expense	-	-	-	-
178		A_B6700 Subcontracts	-	-	-	-
179		A_B6900 Depreciation & Amortization	-	-	-	-
180		A_B7000 Capital Expense	-	-	-	-
181		A_B7200 Discontinued Operations	-	-	-	-
182		A_B7500 Other Non Operating Expenses	-	-	-	-
183		A_B7600 Internal Allocations & Sales	-	-	-	-
184		A_B7700 Funding Tranfers	-	-	-	-
185		Total_Expenses Expenses	-	-	-	-
186		Statement of Activities Net Result	-	-	-	-



	A	B	C	D	E	F	
1							
2	O_C1000: Provost Subdivision						
3	Board of Trustees Report						
4	O_C1000: Provost Subdivision						
5							
6	<b>Fund Class - Source</b>	<b>Summary Level Natural Accounts</b>	<b>FY18 Budget</b>	<b>FY19 Actual through March</b>	<b>FY19 Budget</b>	<b>Variance FY18 Budget to FY19 Budget</b>	
7	FC_105 Unrestricted Operating Class	A_B4000 Tuition & Educational Fees	6,209,058	6,155,464	6,143,688	(65,370)	
8		A_B4100 Sales of Goods & Services	(39,000)	(46,266)	(30,063)	8,937	
9		A_B4300 Grants & Contracts	-	-	-	-	
10		A_43501 Federal Appropriations	-	-	-	-	
11		A_B4400 Other Operating Revenue	(412,278)	(98,338)	(377,626)	34,652	
12		A_B5000 Non Operating Revenues	-	-	-	-	
13		A_B5100 Appropriations	-	-	-	-	
14		A_B5300 Gifts	(2,600)	22	(2,500)	100	
15		A_B5500 Investment Income	(800)	-	-	800	
16		A_B5600 Other Non Operating Revenues	(210,580)	-	-	210,580	
17			<b>Total Revenue Revenue</b>	<b>5,543,800</b>	<b>6,010,882</b>	<b>5,733,499</b>	<b>189,699</b>
18			A_B6000 Salaries, Wages & Benefits	17,236,695	17,066,432	18,221,185	984,490
19			A_B6200 Services & Fees	1,869,933	805,547	1,353,094	(516,839)
20			A_B6300 Travel	1,258,588	428,695	974,051	(284,537)
21			A_B6400 Supplies	1,107,513	699,385	894,513	(213,000)
22			A_B6450 Utilities	6,365	4,172	5,150	(1,215)
23			A_B6500 Repairs & Maintenance	11,350	1,678	1,250	(10,100)
24			A_B6550 Rentals & Leases	43,730	91,541	113,214	69,484
25			A_B6575 Interest Expense	-	-	-	-
26			A_B6600 Claims & Judgements	-	-	-	-
27			A_B6650 Other Expense	261,531	279,644	990,449	728,918
28			A_B6700 Subcontracts	-	9,831	-	-
29			A_B6900 Depreciation & Amortization	-	3,249	3,500	3,500
30			A_B7000 Capital Expense	-	(9)	-	-
31			A_B7200 Discontinued Operations	-	-	-	-
32			A_B7500 Other Non Operating Expenses	7,200	675	-	(7,200)
33			A_B7600 Internal Allocations & Sales	4,770,533	655,276	4,812,953	42,420
34			A_B7700 Funding Tranfers	(482,214)	6,892	(464,812)	17,402
35			<b>Total Expenses Expenses</b>	<b>26,091,223</b>	<b>20,053,007</b>	<b>26,904,547</b>	<b>813,323</b>
36			<b>Statement of Activities Net Result</b>	<b>31,635,024</b>	<b>26,063,889</b>	<b>32,638,046</b>	<b>1,003,022</b>
37		FC_B20 Designated Op	A_B4000 Tuition & Educational Fees	(176,188)	(1,450,823)	(3,654,306)	(3,478,118)
38			A_B4100 Sales of Goods & Services	-	(22,400)	-	-
39			A_B4300 Grants & Contracts	(41,000)	(5,534)	(110,007)	(69,007)
40			A_43501 Federal Appropriations	-	-	-	-
41			A_B4400 Other Operating Revenue	(6,284)	(121,876)	(372,347)	(366,063)
42			A_B5000 Non Operating Revenues	-	-	-	-
43	A_B5100 Appropriations		-	(275,131)	-	-	
44	A_B5300 Gifts		-	1,750	-	-	
45	A_B5500 Investment Income		-	-	-	-	
46	A_B5600 Other Non Operating Revenues		-	-	-	-	
47			<b>Total Revenue Revenue</b>	<b>(223,472)</b>	<b>(1,874,015)</b>	<b>(4,136,660)</b>	<b>(3,913,188)</b>
48			A_B6000 Salaries, Wages & Benefits	115,873	158,665	2,380,681	2,264,807
49			A_B6200 Services & Fees	36,620	2,291	863,806	827,186
50			A_B6300 Travel	29,500	47,470	226,300	196,800
51			A_B6400 Supplies	38,125	104,855	326,395	288,270
52			A_B6450 Utilities	-	26	500	500
53			A_B6500 Repairs & Maintenance	600	-	27,000	26,400
54			A_B6550 Rentals & Leases	-	280	-	-
55			A_B6575 Interest Expense	-	-	-	-
56			A_B6600 Claims & Judgements	-	-	-	-
57			A_B6650 Other Expense	10,450	127,940	338,575	328,125
58			A_B6700 Subcontracts	-	16,744	961	961
59			A_B6900 Depreciation & Amortization	-	-	-	-
60			A_B7000 Capital Expense	-	-	-	-
61			A_B7200 Discontinued Operations	-	-	-	-
62			A_B7500 Other Non Operating Expenses	-	-	-	-
63			A_B7600 Internal Allocations & Sales	18,980	(8,254)	392,356	373,376
64			A_B7700 Funding Tranfers	(26,677)	(12,348)	(215,383)	(188,706)
65			<b>Total Expenses Expenses</b>	<b>223,472</b>	<b>437,668</b>	<b>4,341,191</b>	<b>4,117,719</b>
66			<b>Statement of Activities Net Result</b>	<b>-</b>	<b>(1,436,347)</b>	<b>204,531</b>	<b>204,531</b>

	A	B	C	D	E	F
1						
2	O_C1000: Provost Subdivision					
3	Board of Trustees Report					
4	O_C1000: Provost Subdivision					
5				FY18	FY19	
6	<b>Fund Class - Source</b>	<b>Summary Level Natural Accounts</b>	<b>Budget</b>	<b>Actual through March</b>	<b>Budget</b>	<b>Variance FY18 Budget to FY19 Budget</b>
67		A_B4000 Tuition & Educational Fees	-	17,019,120	18,837,757	18,837,757
68		A_B4100 Sales of Goods & Services	-	-	-	-
69		A_B4300 Grants & Contracts	-	-	-	-
70		A_43501 Federal Appropriations	-	-	-	-
71		A_B4400 Other Operating Revenue	-	-	-	-
72		A_B5000 Non Operating Revenues	-	-	-	-
73		A_B5100 Appropriations	-	(7,512,695)	(11,827,012)	(11,827,012)
74		A_B5300 Gifts	-	(5,764,772)	(11,565,186)	(11,565,186)
75		A_B5500 Investment Income	-	-	-	-
76		A_B5600 Other Non Operating Revenues	-	-	-	-
77		<b>Total_Revenue Revenue</b>	-	3,741,653	(4,554,440)	(4,554,440)
78		A_B6000 Salaries, Wages & Benefits	-	744,650	1,825,853	1,825,853
79		A_B6200 Services & Fees	-	139,227	947,373	947,373
80		A_B6300 Travel	-	72,682	534,208	534,208
81	FC_B30 Restr	A_B6400 Supplies	-	171,627	362,600	362,600
82	Expendable Op	A_B6450 Utilities	-	-	-	-
83		A_B6500 Repairs & Maintenance	-	2,842	1,100	1,100
84		A_B6550 Rentals & Leases	-	16,050	32,500	32,500
85		A_B6575 Interest Expense	-	-	-	-
86		A_B6600 Claims & Judgements	-	-	-	-
87		A_B6650 Other Expense	-	38,314	737,195	737,195
88		A_B6700 Subcontracts	-	8,046	1,200	1,200
89		A_B6900 Depreciation & Amortization	-	-	-	-
90		A_B7000 Capital Expense	-	-	55,000	55,000
91		A_B7200 Discontinued Operations	-	-	-	-
92		A_B7500 Other Non Operating Expenses	-	-	-	-
93		A_B7600 Internal Allocations & Sales	-	99,171	57,411	57,411
94		A_B7700 Funding Tranfers	-	704	-	-
95		<b>Total_Expenses Expenses</b>	-	1,293,314	4,554,440	4,554,440
96		<b>Statement of Activities Net Result</b>	-	5,034,967	-	-
97		A_B4000 Tuition & Educational Fees	-	-	-	-
98		A_B4100 Sales of Goods & Services	-	-	-	-
99		A_B4300 Grants & Contracts	-	-	-	-
100		A_43501 Federal Appropriations	-	-	-	-
101		A_B4400 Other Operating Revenue	-	-	-	-
102		A_B5000 Non Operating Revenues	-	-	-	-
103		A_B5100 Appropriations	-	-	-	-
104		A_B5300 Gifts	-	(1,000)	-	-
105		A_B5500 Investment Income	-	-	-	-
106		A_B5600 Other Non Operating Revenues	-	-	-	-
107		<b>Total_Revenue Revenue</b>	-	(1,000)	-	-
108		A_B6000 Salaries, Wages & Benefits	-	-	-	-
109		A_B6200 Services & Fees	-	-	-	-
110		A_B6300 Travel	-	-	-	-
111	FC_B35 Restr	A_B6400 Supplies	-	-	-	-
112	Expendable Non Op	A_B6450 Utilities	-	-	-	-
113		A_B6500 Repairs & Maintenance	-	-	-	-
114		A_B6550 Rentals & Leases	-	-	-	-
115		A_B6575 Interest Expense	-	-	-	-
116		A_B6600 Claims & Judgements	-	-	-	-
117		A_B6650 Other Expense	-	-	-	-
118		A_B6700 Subcontracts	-	-	-	-
119		A_B6900 Depreciation & Amortization	-	-	-	-
120		A_B7000 Capital Expense	-	-	-	-
121		A_B7200 Discontinued Operations	-	-	-	-
122		A_B7500 Other Non Operating Expenses	-	-	-	-
123		A_B7600 Internal Allocations & Sales	-	-	-	-
124		A_B7700 Funding Tranfers	-	-	-	-
125		<b>Total_Expenses Expenses</b>	-	-	-	-
126		<b>Statement of Activities Net Result</b>	-	(1,000)	-	-


A calculation error in line 78, Salaries, Wages & Benefits excluded \$54,432 and has been corrected.


	A	B	C	D	E	F
1						
2	O_C1000: Provost Subdivision					
3	Board of Trustees Report					
4	O_C1000: Provost Subdivision					
5				FY18	FY19	
6	<b>Fund Class - Source</b>	<b>Summary Level Natural Accounts</b>	<b>Budget</b>	<b>Actual through March</b>	<b>Budget</b>	<b>Variance FY18 Budget to FY19 Budget</b>
127		A_B4000 Tuition & Educational Fees	-	-	21,802,032	21,802,032
128		A_B4100 Sales of Goods & Services	-	-	-	-
129		A_B4300 Grants & Contracts	-	(55,816,367)	(80,247,224)	(80,247,224)
130		A_43501 Federal Appropriations	-	-	-	-
131		A_B4400 Other Operating Revenue	-	-	-	-
132		A_B5000 Non Operating Revenues	-	-	-	-
133		A_B5100 Appropriations	-	-	-	-
134		A_B5300 Gifts	-	-	(54,636)	(54,636)
135		A_B5500 Investment Income	-	-	-	-
136		A_B5600 Other Non Operating Revenues	-	(508,274)	9,335,171	9,335,171
137		Total_Revenue Revenue	-	(56,324,641)	(49,164,656)	(49,164,656)
138		A_B6000 Salaries, Wages & Benefits	-	3,093,357	9,675,837	9,675,837
139		A_B6200 Services & Fees	-	242,853	4,000,087	4,000,087
140		A_B6300 Travel	-	166,886	2,707,240	2,707,240
141	FC_B40 Restr	A_B6400 Supplies	-	96,836	6,684,176	6,684,176
142	Grants	A_B6450 Utilities	-	5	-	-
143		A_B6500 Repairs & Maintenance	-	373	-	-
144		A_B6550 Rentals & Leases	-	100,823	4,144,208	4,144,208
145		A_B6575 Interest Expense	-	-	-	-
146		A_B6600 Claims & Judgements	-	-	-	-
147		A_B6650 Other Expense	-	49,103,288	5,455	5,455
148		A_B6700 Subcontracts	-	2,215,314	81,757	81,757
149		A_B6900 Depreciation & Amortization	-	-	-	-
150		A_B7000 Capital Expense	-	47	-	-
151		A_B7200 Discontinued Operations	-	-	-	-
152		A_B7500 Other Non Operating Expenses	-	-	1,146,703	1,146,703
153		A_B7600 Internal Allocations & Sales	-	-	-	-
154		A_B7700 Funding Tranfers	-	-	-	-
155		Total_Expenses Expenses	-	55,019,782	28,445,462	28,445,462
156		Statement of Activities Net Result	-	(1,304,859)	(20,719,194)	(20,719,194)
157		A_B4000 Tuition & Educational Fees	-	-	-	-
158		A_B4100 Sales of Goods & Services	-	-	-	-
159		A_B4300 Grants & Contracts	-	-	-	-
160		A_43501 Federal Appropriations	-	-	-	-
161		A_B4400 Other Operating Revenue	-	-	-	-
162		A_B5000 Non Operating Revenues	-	-	-	-
163		A_B5100 Appropriations	-	-	-	-
164		A_B5300 Gifts	-	-	-	-
165		A_B5500 Investment Income	-	-	-	-
166		A_B5600 Other Non Operating Revenues	-	-	-	-
167		Total_Revenue Revenue	-	-	-	-
168		A_B6000 Salaries, Wages & Benefits	-	-	-	-
169		A_B6200 Services & Fees	-	-	-	-
170		A_B6300 Travel	-	-	-	-
171	FC_B45 Restr	A_B6400 Supplies	-	-	-	-
172	Govt Funds	A_B6450 Utilities	-	-	-	-
173		A_B6500 Repairs & Maintenance	-	-	-	-
174		A_B6550 Rentals & Leases	-	-	-	-
175		A_B6575 Interest Expense	-	-	-	-
176		A_B6600 Claims & Judgements	-	-	-	-
177		A_B6650 Other Expense	-	-	-	-
178		A_B6700 Subcontracts	-	-	-	-
179		A_B6900 Depreciation & Amortization	-	-	-	-
180		A_B7000 Capital Expense	-	-	-	-
181		A_B7200 Discontinued Operations	-	-	-	-
182		A_B7500 Other Non Operating Expenses	-	-	-	-
183		A_B7600 Internal Allocations & Sales	-	-	-	-
184		A_B7700 Funding Tranfers	-	-	-	-
185		Total_Expenses Expenses	-	-	-	-
186		Statement of Activities Net Result	-	-	-	-







	A	B	C	D	E	F	
1							
2	O_15002: Trustee's Education Initiative						
3	Board of Trustees Report						
4	O_15002: Trustee's Education Initiative						
5			FY18		FY19		
6	<b>Fund Class - Source</b>	<b>Summary Level Natural Accounts</b>	<b>Budget</b>	<b>Actual through March</b>	<b>Budget</b>	<b>Variance FY18 Budget to FY19 Budget</b>	
7	FC_105 Unrestricted Operating Class	A_B4000 Tuition & Educational Fees	-	-	-	-	
8		A_B4100 Sales of Goods & Services	-	-	-	-	
9		A_B4300 Grants & Contracts	-	-	-	-	
10		A_43501 Federal Appropriations	-	-	-	-	
11		A_B4400 Other Operating Revenue	-	-	-	-	
12		A_B5000 Non Operating Revenues	-	-	-	-	
13		A_B5100 Appropriations	-	-	-	-	
14		A_B5300 Gifts	-	-	-	-	
15		A_B5500 Investment Income	-	-	-	-	
16		A_B5600 Other Non Operating Revenues	-	-	-	-	
17			<b>Total_Revenue Revenue</b>	-	-	-	-
18			A_B6000 Salaries, Wages & Benefits	-	-	-	-
19			A_B6200 Services & Fees	-	-	-	-
20			A_B6300 Travel	-	-	-	-
21			A_B6400 Supplies	-	-	-	-
22			A_B6450 Utilities	-	-	-	-
23			A_B6500 Repairs & Maintenance	-	-	-	-
24			A_B6550 Rentals & Leases	-	-	-	-
25			A_B6575 Interest Expense	-	-	-	-
26			A_B6600 Claims & Judgements	-	-	-	-
27			A_B6650 Other Expense	-	-	-	-
28			A_B6700 Subcontracts	-	-	-	-
29			A_B6900 Depreciation & Amortization	-	-	-	-
30			A_B7000 Capital Expense	-	-	-	-
31			A_B7200 Discontinued Operations	-	-	-	-
32			A_B7500 Other Non Operating Expenses	-	-	-	-
33			A_B7600 Internal Allocations & Sales	-	-	-	-
34			A_B7700 Funding Tranfers	-	-	-	-
35			<b>Total_Expenses Expenses</b>	-	-	-	-
36			<b>Statement of Activities Net Result</b>	-	-	-	-
37		FC_B20 Designated Op	A_B4000 Tuition & Educational Fees	-	-	-	-
38			A_B4100 Sales of Goods & Services	-	-	-	-
39			A_B4300 Grants & Contracts	-	-	-	-
40			A_43501 Federal Appropriations	-	-	-	-
41			A_B4400 Other Operating Revenue	-	-	-	-
42			A_B5000 Non Operating Revenues	-	-	-	-
43	A_B5100 Appropriations		-	-	-	-	
44	A_B5300 Gifts		-	-	-	-	
45	A_B5500 Investment Income		-	-	-	-	
46	A_B5600 Other Non Operating Revenues		-	-	-	-	
47			<b>Total_Revenue Revenue</b>	-	-	-	-
48			A_B6000 Salaries, Wages & Benefits	-	-	-	-
49			A_B6200 Services & Fees	-	-	-	-
50			A_B6300 Travel	-	-	-	-
51			A_B6400 Supplies	-	-	-	-
52			A_B6450 Utilities	-	-	-	-
53			A_B6500 Repairs & Maintenance	-	-	-	-
54			A_B6550 Rentals & Leases	-	-	-	-
55			A_B6575 Interest Expense	-	-	-	-
56			A_B6600 Claims & Judgements	-	-	-	-
57			A_B6650 Other Expense	-	-	-	-
58			A_B6700 Subcontracts	-	-	-	-
59			A_B6900 Depreciation & Amortization	-	-	-	-
60			A_B7000 Capital Expense	-	-	-	-
61			A_B7200 Discontinued Operations	-	-	-	-
62			A_B7500 Other Non Operating Expenses	-	-	-	-
63			A_B7600 Internal Allocations & Sales	-	-	-	-
64			A_B7700 Funding Tranfers	-	-	-	-
65			<b>Total_Expenses Expenses</b>	-	-	-	-
66			<b>Statement of Activities Net Result</b>	-	-	-	-


	A	B	C	D	E	F
1						
2	O_15002: Trustee's Education Initiative					
3	Board of Trustees Report					
4	O_15002: Trustee's Education Initiative					
5			FY18		FY19	
6	<b>Fund Class - Source</b>	<b>Summary Level Natural Accounts</b>	<b>Budget</b>	<b>Actual through March</b>	<b>Budget</b>	<b>Variance FY18 Budget to FY19 Budget</b>
67		A_B4000 Tuition & Educational Fees	-	-	-	-
68		A_B4100 Sales of Goods & Services	-	-	-	-
69		A_B4300 Grants & Contracts	-	-	-	-
70		A_43501 Federal Appropriations	-	-	-	-
71		A_B4400 Other Operating Revenue	-	-	-	-
72		A_B5000 Non Operating Revenues	-	-	-	-
73		A_B5100 Appropriations	-	-	-	-
74		A_B5300 Gifts	-	-	(1,602,289)	(1,602,289)
75		A_B5500 Investment Income	-	-	-	-
76		A_B5600 Other Non Operating Revenues	-	-	-	-
77		<b>Total Revenue Revenue</b>	-	-	(1,602,289)	(1,602,289)
78		A_B6000 Salaries, Wages & Benefits	-	-	331,191	331,191
79		A_B6200 Services & Fees	-	-	663,500	663,500
80		A_B6300 Travel	-	-	351,348	351,348
81	FC_B30 Restr	A_B6400 Supplies	-	-	142,450	142,450
82	Expendable Op	A_B6450 Utilities	-	-	-	-
83		A_B6500 Repairs & Maintenance	-	-	-	-
84		A_B6550 Rentals & Leases	-	-	26,500	26,500
85		A_B6575 Interest Expense	-	-	-	-
86		A_B6600 Claims & Judgements	-	-	-	-
87		A_B6650 Other Expense	-	-	80,250	80,250
88		A_B6700 Subcontracts	-	-	-	-
89		A_B6900 Depreciation & Amortization	-	-	-	-
90		A_B7000 Capital Expense	-	-	-	-
91		A_B7200 Discontinued Operations	-	-	-	-
92		A_B7500 Other Non Operating Expenses	-	-	-	-
93		A_B7600 Internal Allocations & Sales	-	-	7,050	7,050
94		A_B7700 Funding Tranfers	-	-	-	-
95		<b>Total Expenses Expenses</b>	-	-	1,602,289	1,602,289
96		<b>Statement of Activities Net Result</b>	-	-	-	-
97		A_B4000 Tuition & Educational Fees	-	-	-	-
98		A_B4100 Sales of Goods & Services	-	-	-	-
99		A_B4300 Grants & Contracts	-	-	-	-
100		A_43501 Federal Appropriations	-	-	-	-
101		A_B4400 Other Operating Revenue	-	-	-	-
102		A_B5000 Non Operating Revenues	-	-	-	-
103		A_B5100 Appropriations	-	-	-	-
104		A_B5300 Gifts	-	-	-	-
105		A_B5500 Investment Income	-	-	-	-
106		A_B5600 Other Non Operating Revenues	-	-	-	-
107		<b>Total Revenue Revenue</b>	-	-	-	-
108		A_B6000 Salaries, Wages & Benefits	-	-	-	-
109		A_B6200 Services & Fees	-	-	-	-
110		A_B6300 Travel	-	-	-	-
111	FC_B35 Restr	A_B6400 Supplies	-	-	-	-
112	Expendable Non Op	A_B6450 Utilities	-	-	-	-
113		A_B6500 Repairs & Maintenance	-	-	-	-
114		A_B6550 Rentals & Leases	-	-	-	-
115		A_B6575 Interest Expense	-	-	-	-
116		A_B6600 Claims & Judgements	-	-	-	-
117		A_B6650 Other Expense	-	-	-	-
118		A_B6700 Subcontracts	-	-	-	-
119		A_B6900 Depreciation & Amortization	-	-	-	-
120		A_B7000 Capital Expense	-	-	-	-
121		A_B7200 Discontinued Operations	-	-	-	-
122		A_B7500 Other Non Operating Expenses	-	-	-	-
123		A_B7600 Internal Allocations & Sales	-	-	-	-
124		A_B7700 Funding Tranfers	-	-	-	-
125		<b>Total Expenses Expenses</b>	-	-	-	-
126		<b>Statement of Activities Net Result</b>	-	-	-	-

	A	B	C	D	E	F
1						
2	O_15002: Trustee's Education Initiative					
3	Board of Trustees Report					
4	O_15002: Trustee's Education Initiative					
5			FY18		FY19	
6	<b>Fund Class - Source</b>	<b>Summary Level Natural Accounts</b>	<b>Budget</b>	<b>Actual through March</b>	<b>Budget</b>	<b>Variance FY18 Budget to FY19 Budget</b>
127		A_B4000 Tuition & Educational Fees	-	-	-	-
128		A_B4100 Sales of Goods & Services	-	-	-	-
129		A_B4300 Grants & Contracts	-	-	-	-
130		A_43501 Federal Appropriations	-	-	-	-
131		A_B4400 Other Operating Revenue	-	-	-	-
132		A_B5000 Non Operating Revenues	-	-	-	-
133		A_B5100 Appropriations	-	-	-	-
134		A_B5300 Gifts	-	-	-	-
135		A_B5500 Investment Income	-	-	-	-
136		A_B5600 Other Non Operating Revenues	-	-	-	-
137		Total_Revenue Revenue	-	-	-	-
138		A_B6000 Salaries, Wages & Benefits	-	-	-	-
139		A_B6200 Services & Fees	-	-	-	-
140		A_B6300 Travel	-	-	-	-
141	FC_B40 Restr	A_B6400 Supplies	-	-	-	-
142	Grants	A_B6450 Utilities	-	-	-	-
143		A_B6500 Repairs & Maintenance	-	-	-	-
144		A_B6550 Rentals & Leases	-	-	-	-
145		A_B6575 Interest Expense	-	-	-	-
146		A_B6600 Claims & Judgements	-	-	-	-
147		A_B6650 Other Expense	-	-	-	-
148		A_B6700 Subcontracts	-	-	-	-
149		A_B6900 Depreciation & Amortization	-	-	-	-
150		A_B7000 Capital Expense	-	-	-	-
151		A_B7200 Discontinued Operations	-	-	-	-
152		A_B7500 Other Non Operating Expenses	-	-	-	-
153		A_B7600 Internal Allocations & Sales	-	-	-	-
154		A_B7700 Funding Tranfers	-	-	-	-
155		Total_Expenses Expenses	-	-	-	-
156		Statement of Activities Net Result	-	-	-	-
157		A_B4000 Tuition & Educational Fees	-	-	-	-
158		A_B4100 Sales of Goods & Services	-	-	-	-
159		A_B4300 Grants & Contracts	-	-	-	-
160		A_43501 Federal Appropriations	-	-	-	-
161		A_B4400 Other Operating Revenue	-	-	-	-
162		A_B5000 Non Operating Revenues	-	-	-	-
163		A_B5100 Appropriations	-	-	-	-
164		A_B5300 Gifts	-	-	-	-
165		A_B5500 Investment Income	-	-	-	-
166		A_B5600 Other Non Operating Revenues	-	-	-	-
167		Total_Revenue Revenue	-	-	-	-
168		A_B6000 Salaries, Wages & Benefits	-	-	-	-
169		A_B6200 Services & Fees	-	-	-	-
170		A_B6300 Travel	-	-	-	-
171	FC_B45 Restr	A_B6400 Supplies	-	-	-	-
172	Govt Funds	A_B6450 Utilities	-	-	-	-
173		A_B6500 Repairs & Maintenance	-	-	-	-
174		A_B6550 Rentals & Leases	-	-	-	-
175		A_B6575 Interest Expense	-	-	-	-
176		A_B6600 Claims & Judgements	-	-	-	-
177		A_B6650 Other Expense	-	-	-	-
178		A_B6700 Subcontracts	-	-	-	-
179		A_B6900 Depreciation & Amortization	-	-	-	-
180		A_B7000 Capital Expense	-	-	-	-
181		A_B7200 Discontinued Operations	-	-	-	-
182		A_B7500 Other Non Operating Expenses	-	-	-	-
183		A_B7600 Internal Allocations & Sales	-	-	-	-
184		A_B7700 Funding Tranfers	-	-	-	-
185		Total_Expenses Expenses	-	-	-	-
186		Statement of Activities Net Result	-	-	-	-




	A	B	C	D	E	F	
1							
2	O_C1030: Honors College Subdivision						
3	Board of Trustees Report						
4	O_C1030: Honors College Subdivision						
5			FY18		FY19		
6	<b>Fund Class - Source</b>	<b>Summary Level Natural Accounts</b>	<b>Budget</b>	<b>Actual through March</b>	<b>Budget</b>	<b>Variance FY18 Budget to FY19 Budget</b>	
7	FC_105 Unrestricted Operating Class	A_B4000 Tuition & Educational Fees	(85,000)	(230,708)	(99,423)	(14,423)	
8		A_B4100 Sales of Goods & Services	-	-	-	-	
9		A_B4300 Grants & Contracts	-	-	-	-	
10		A_43501 Federal Appropriations	-	-	-	-	
11		A_B4400 Other Operating Revenue	(38,000)	(21,000)	(21,000)	17,000	
12		A_B5000 Non Operating Revenues	-	-	-	-	
13		A_B5100 Appropriations	-	-	-	-	
14		A_B5300 Gifts	-	-	-	-	
15		A_B5500 Investment Income	-	-	-	-	
16		A_B5600 Other Non Operating Revenues	-	-	-	-	
17			<b>Total_Revenue Revenue</b>	(123,000)	(251,708)	(120,423)	2,577
18			A_B6000 Salaries, Wages & Benefits	774,582	556,998	1,102,984	328,402
19			A_B6200 Services & Fees	33,600	7,530	20,000	(13,600)
20			A_B6300 Travel	45,757	80,517	82,392	36,635
21			A_B6400 Supplies	85,000	48,226	25,000	(60,000)
22			A_B6450 Utilities	-	-	-	-
23			A_B6500 Repairs & Maintenance	-	-	-	-
24			A_B6550 Rentals & Leases	550	-	550	-
25			A_B6575 Interest Expense	-	-	-	-
26			A_B6600 Claims & Judgements	-	-	-	-
27			A_B6650 Other Expense	8,650	2,050	8,650	-
28			A_B6700 Subcontracts	-	-	-	-
29			A_B6900 Depreciation & Amortization	-	-	-	-
30			A_B7000 Capital Expense	-	-	-	-
31			A_B7200 Discontinued Operations	-	-	-	-
32			A_B7500 Other Non Operating Expenses	-	-	-	-
33			A_B7600 Internal Allocations & Sales	-	(6,561)	13,600	13,600
34			A_B7700 Funding Tranfers	(100,000)	-	-	100,000
35			<b>Total_Expenses Expenses</b>	848,140	688,761	1,253,176	405,037
36			<b>Statement of Activities Net Result</b>	725,140	437,053	1,132,753	407,614
37		FC_B20 Designated Op	A_B4000 Tuition & Educational Fees	-	-	-	-
38			A_B4100 Sales of Goods & Services	-	-	-	-
39			A_B4300 Grants & Contracts	-	-	-	-
40			A_43501 Federal Appropriations	-	-	-	-
41			A_B4400 Other Operating Revenue	-	-	-	-
42			A_B5000 Non Operating Revenues	-	-	-	-
43	A_B5100 Appropriations		-	-	-	-	
44	A_B5300 Gifts		-	-	-	-	
45	A_B5500 Investment Income		-	-	-	-	
46	A_B5600 Other Non Operating Revenues		-	-	-	-	
47			<b>Total_Revenue Revenue</b>	-	-	-	-
48			A_B6000 Salaries, Wages & Benefits	-	-	-	-
49			A_B6200 Services & Fees	-	-	-	-
50			A_B6300 Travel	-	-	-	-
51			A_B6400 Supplies	-	-	-	-
52			A_B6450 Utilities	-	-	-	-
53			A_B6500 Repairs & Maintenance	-	-	-	-
54			A_B6550 Rentals & Leases	-	-	-	-
55			A_B6575 Interest Expense	-	-	-	-
56			A_B6600 Claims & Judgements	-	-	-	-
57			A_B6650 Other Expense	-	-	-	-
58			A_B6700 Subcontracts	-	-	-	-
59			A_B6900 Depreciation & Amortization	-	-	-	-
60			A_B7000 Capital Expense	-	-	-	-
61			A_B7200 Discontinued Operations	-	-	-	-
62			A_B7500 Other Non Operating Expenses	-	-	-	-
63			A_B7600 Internal Allocations & Sales	-	-	-	-
64			A_B7700 Funding Tranfers	-	-	-	-
65			<b>Total_Expenses Expenses</b>	-	-	-	-
66			<b>Statement of Activities Net Result</b>	-	-	-	-


	A	B	C	D	E	F
1						
2	O_C1030: Honors College Subdivision					
3	Board of Trustees Report					
4	O_C1030: Honors College Subdivision					
5				FY18	FY19	
6	<b>Fund Class - Source</b>	<b>Summary Level Natural Accounts</b>	<b>Budget</b>	<b>Actual through March</b>	<b>Budget</b>	<b>Variance FY18 Budget to FY19 Budget</b>
67		A_B4000 Tuition & Educational Fees	-	1,000	-	-
68		A_B4100 Sales of Goods & Services	-	-	-	-
69		A_B4300 Grants & Contracts	-	-	-	-
70		A_43501 Federal Appropriations	-	-	-	-
71		A_B4400 Other Operating Revenue	-	-	-	-
72		A_B5000 Non Operating Revenues	-	-	-	-
73		A_B5100 Appropriations	-	-	-	-
74		A_B5300 Gifts	-	(88,296)	(111,570)	(111,570)
75		A_B5500 Investment Income	-	-	-	-
76		A_B5600 Other Non Operating Revenues	-	-	-	-
77		<b>Total Revenue Revenue</b>	-	(87,296)	(111,570)	(111,570)
78		A_B6000 Salaries, Wages & Benefits	-	86,524	108,570	108,570
79		A_B6200 Services & Fees	-	2,300	3,000	3,000
80		A_B6300 Travel	-	8,766	-	-
81	FC_B30 Restr	A_B6400 Supplies	-	7	-	-
82	Expendable Op	A_B6450 Utilities	-	-	-	-
83		A_B6500 Repairs & Maintenance	-	-	-	-
84		A_B6550 Rentals & Leases	-	-	-	-
85		A_B6575 Interest Expense	-	-	-	-
86		A_B6600 Claims & Judgements	-	-	-	-
87		A_B6650 Other Expense	-	-	-	-
88		A_B6700 Subcontracts	-	-	-	-
89		A_B6900 Depreciation & Amortization	-	-	-	-
90		A_B7000 Capital Expense	-	-	-	-
91		A_B7200 Discontinued Operations	-	-	-	-
92		A_B7500 Other Non Operating Expenses	-	-	-	-
93		A_B7600 Internal Allocations & Sales	-	13,229	-	-
94		A_B7700 Funding Tranfers	-	-	-	-
95		<b>Total Expenses Expenses</b>	-	110,825	111,570	111,570
96		<b>Statement of Activities Net Result</b>	-	23,529	-	-
97		A_B4000 Tuition & Educational Fees	-	-	-	-
98		A_B4100 Sales of Goods & Services	-	-	-	-
99		A_B4300 Grants & Contracts	-	-	-	-
100		A_43501 Federal Appropriations	-	-	-	-
101		A_B4400 Other Operating Revenue	-	-	-	-
102		A_B5000 Non Operating Revenues	-	-	-	-
103		A_B5100 Appropriations	-	-	-	-
104		A_B5300 Gifts	-	-	-	-
105		A_B5500 Investment Income	-	-	-	-
106		A_B5600 Other Non Operating Revenues	-	-	-	-
107		<b>Total Revenue Revenue</b>	-	-	-	-
108		A_B6000 Salaries, Wages & Benefits	-	-	-	-
109		A_B6200 Services & Fees	-	-	-	-
110		A_B6300 Travel	-	-	-	-
111	FC_B35 Restr	A_B6400 Supplies	-	-	-	-
112	Expendable Non Op	A_B6450 Utilities	-	-	-	-
113		A_B6500 Repairs & Maintenance	-	-	-	-
114		A_B6550 Rentals & Leases	-	-	-	-
115		A_B6575 Interest Expense	-	-	-	-
116		A_B6600 Claims & Judgements	-	-	-	-
117		A_B6650 Other Expense	-	-	-	-
118		A_B6700 Subcontracts	-	-	-	-
119		A_B6900 Depreciation & Amortization	-	-	-	-
120		A_B7000 Capital Expense	-	-	-	-
121		A_B7200 Discontinued Operations	-	-	-	-
122		A_B7500 Other Non Operating Expenses	-	-	-	-
123		A_B7600 Internal Allocations & Sales	-	-	-	-
124		A_B7700 Funding Tranfers	-	-	-	-
125		<b>Total Expenses Expenses</b>	-	-	-	-
126		<b>Statement of Activities Net Result</b>	-	-	-	-


	A	B	C	D	E	F
1						
2	O_C1030: Honors College Subdivision					
3	Board of Trustees Report					
4	O_C1030: Honors College Subdivision					
5			FY18		FY19	
6	<b>Fund Class - Source</b>	<b>Summary Level Natural Accounts</b>	<b>Budget</b>	<b>Actual through March</b>	<b>Budget</b>	<b>Variance FY18 Budget to FY19 Budget</b>
127		A_B4000 Tuition & Educational Fees	-	-	-	-
128		A_B4100 Sales of Goods & Services	-	-	-	-
129		A_B4300 Grants & Contracts	-	-	-	-
130		A_43501 Federal Appropriations	-	-	-	-
131		A_B4400 Other Operating Revenue	-	-	-	-
132		A_B5000 Non Operating Revenues	-	-	-	-
133		A_B5100 Appropriations	-	-	-	-
134		A_B5300 Gifts	-	-	-	-
135		A_B5500 Investment Income	-	-	-	-
136		A_B5600 Other Non Operating Revenues	-	-	-	-
137		Total_Revenue Revenue	-	-	-	-
138		A_B6000 Salaries, Wages & Benefits	-	-	-	-
139		A_B6200 Services & Fees	-	-	-	-
140		A_B6300 Travel	-	-	-	-
141	FC_B40 Restr	A_B6400 Supplies	-	-	-	-
142	Grants	A_B6450 Utilities	-	-	-	-
143		A_B6500 Repairs & Maintenance	-	-	-	-
144		A_B6550 Rentals & Leases	-	-	-	-
145		A_B6575 Interest Expense	-	-	-	-
146		A_B6600 Claims & Judgements	-	-	-	-
147		A_B6650 Other Expense	-	-	-	-
148		A_B6700 Subcontracts	-	-	-	-
149		A_B6900 Depreciation & Amortization	-	-	-	-
150		A_B7000 Capital Expense	-	-	-	-
151		A_B7200 Discontinued Operations	-	-	-	-
152		A_B7500 Other Non Operating Expenses	-	-	-	-
153		A_B7600 Internal Allocations & Sales	-	-	-	-
154		A_B7700 Funding Tranfers	-	-	-	-
155		Total_Expenses Expenses	-	-	-	-
156		Statement of Activities Net Result	-	-	-	-
157		A_B4000 Tuition & Educational Fees	-	-	-	-
158		A_B4100 Sales of Goods & Services	-	-	-	-
159		A_B4300 Grants & Contracts	-	-	-	-
160		A_43501 Federal Appropriations	-	-	-	-
161		A_B4400 Other Operating Revenue	-	-	-	-
162		A_B5000 Non Operating Revenues	-	-	-	-
163		A_B5100 Appropriations	-	-	-	-
164		A_B5300 Gifts	-	-	-	-
165		A_B5500 Investment Income	-	-	-	-
166		A_B5600 Other Non Operating Revenues	-	-	-	-
167		Total_Revenue Revenue	-	-	-	-
168		A_B6000 Salaries, Wages & Benefits	-	-	-	-
169		A_B6200 Services & Fees	-	-	-	-
170		A_B6300 Travel	-	-	-	-
171	FC_B45 Restr	A_B6400 Supplies	-	-	-	-
172	Govt Funds	A_B6450 Utilities	-	-	-	-
173		A_B6500 Repairs & Maintenance	-	-	-	-
174		A_B6550 Rentals & Leases	-	-	-	-
175		A_B6575 Interest Expense	-	-	-	-
176		A_B6600 Claims & Judgements	-	-	-	-
177		A_B6650 Other Expense	-	-	-	-
178		A_B6700 Subcontracts	-	-	-	-
179		A_B6900 Depreciation & Amortization	-	-	-	-
180		A_B7000 Capital Expense	-	-	-	-
181		A_B7200 Discontinued Operations	-	-	-	-
182		A_B7500 Other Non Operating Expenses	-	-	-	-
183		A_B7600 Internal Allocations & Sales	-	-	-	-
184		A_B7700 Funding Tranfers	-	-	-	-
185		Total_Expenses Expenses	-	-	-	-
186		Statement of Activities Net Result	-	-	-	-







	A	B	C	D	E	F	
1							
2	O_C1040: Haub School of Environment & Natural Resources Subdivision						
3	Board of Trustees Report						
4	O_C1040: Haub School of Environment & Natural Resources Subdivision						
5							
6	<b>Fund Class - Source</b>	<b>Summary Level Natural Accounts</b>	<b>FY18 Budget</b>	<b>FY19 Actual through March</b>	<b>FY19 Budget</b>	<b>Variance FY18 Budget to FY19 Budget</b>	
7	FC_105 Unrestricted Operating Class	A_B4000 Tuition & Educational Fees	(45,000)	(80,123)	-	45,000	
8		A_B4100 Sales of Goods & Services	-	(7,130)	-	-	
9		A_B4300 Grants & Contracts	-	-	-	-	
10		A_43501 Federal Appropriations	-	-	-	-	
11		A_B4400 Other Operating Revenue	-	-	-	-	
12		A_B5000 Non Operating Revenues	-	-	-	-	
13		A_B5100 Appropriations	-	-	-	-	
14		A_B5300 Gifts	-	-	-	-	
15		A_B5500 Investment Income	-	-	-	-	
16		A_B5600 Other Non Operating Revenues	-	-	-	-	
17			<b>Total Revenue Revenue</b>	<b>(45,000)</b>	<b>(87,253)</b>	<b>-</b>	<b>45,000</b>
18			A_B6000 Salaries, Wages & Benefits	647,898	521,507	1,518,031	870,133
19			A_B6200 Services & Fees	12,500	41,393	-	(12,500)
20			A_B6300 Travel	29,500	17,953	-	(29,500)
21			A_B6400 Supplies	10,100	712	-	(10,100)
22			A_B6450 Utilities	-	-	-	-
23			A_B6500 Repairs & Maintenance	-	217	-	-
24			A_B6550 Rentals & Leases	-	-	-	-
25			A_B6575 Interest Expense	-	-	-	-
26			A_B6600 Claims & Judgements	-	-	-	-
27			A_B6650 Other Expense	700	3,387	-	(700)
28			A_B6700 Subcontracts	-	-	-	-
29			A_B6900 Depreciation & Amortization	-	-	-	-
30			A_B7000 Capital Expense	-	-	-	-
31			A_B7200 Discontinued Operations	-	-	-	-
32			A_B7500 Other Non Operating Expenses	-	-	-	-
33			A_B7600 Internal Allocations & Sales	(36,234)	1,701	(36,234)	-
34			A_B7700 Funding Trfers	(45,220)	-	-	45,220
35			<b>Total Expenses Expenses</b>	<b>619,244</b>	<b>586,869</b>	<b>1,481,797</b>	<b>862,553</b>
36			<b>Statement of Activities Net Result</b>	<b>574,244</b>	<b>499,615</b>	<b>1,481,797</b>	<b>907,553</b>
37		FC_B20 Designated Op	A_B4000 Tuition & Educational Fees	-	-	(76,780)	(76,780)
38			A_B4100 Sales of Goods & Services	-	-	-	-
39			A_B4300 Grants & Contracts	-	-	-	-
40			A_43501 Federal Appropriations	-	-	-	-
41			A_B4400 Other Operating Revenue	-	-	-	-
42			A_B5000 Non Operating Revenues	-	-	-	-
43	A_B5100 Appropriations		-	-	-	-	
44	A_B5300 Gifts		-	-	-	-	
45	A_B5500 Investment Income		-	-	-	-	
46	A_B5600 Other Non Operating Revenues		-	-	-	-	
47			<b>Total Revenue Revenue</b>	<b>-</b>	<b>-</b>	<b>(76,780)</b>	<b>(76,780)</b>
48			A_B6000 Salaries, Wages & Benefits	-	-	163,120	163,120
49			A_B6200 Services & Fees	-	-	-	-
50			A_B6300 Travel	-	-	105,000	105,000
51			A_B6400 Supplies	-	-	218,000	218,000
52			A_B6450 Utilities	-	-	-	-
53			A_B6500 Repairs & Maintenance	-	-	-	-
54			A_B6550 Rentals & Leases	-	-	-	-
55			A_B6575 Interest Expense	-	-	-	-
56			A_B6600 Claims & Judgements	-	-	-	-
57			A_B6650 Other Expense	-	-	15,000	15,000
58			A_B6700 Subcontracts	-	-	-	-
59			A_B6900 Depreciation & Amortization	-	-	-	-
60			A_B7000 Capital Expense	-	-	-	-
61			A_B7200 Discontinued Operations	-	-	-	-
62			A_B7500 Other Non Operating Expenses	-	-	-	-
63			A_B7600 Internal Allocations & Sales	-	-	(75,000)	(75,000)
64			A_B7700 Funding Trfers	-	-	(401,990)	(401,990)
65			<b>Total Expenses Expenses</b>	<b>-</b>	<b>-</b>	<b>24,130</b>	<b>24,130</b>
66			<b>Statement of Activities Net Result</b>	<b>-</b>	<b>-</b>	<b>(52,650)</b>	<b>(52,650)</b>


	A	B	C	D	E	F
1						
2	O_C1040: Haub School of Environment & Natural Resources Subdivision					
3	Board of Trustees Report					
4	O_C1040: Haub School of Environment & Natural Resources Subdivision					
5				FY18	FY19	
6	<b>Fund Class - Source</b>	<b>Summary Level Natural Accounts</b>	<b>Budget</b>	<b>Actual through March</b>	<b>Budget</b>	<b>Variance FY18 Budget to FY19 Budget</b>
67		A_B4000 Tuition & Educational Fees	-	27,016	72,230	72,230
68		A_B4100 Sales of Goods & Services	-	-	-	-
69		A_B4300 Grants & Contracts	-	-	-	-
70		A_43501 Federal Appropriations	-	-	-	-
71		A_B4400 Other Operating Revenue	-	-	-	-
72		A_B5000 Non Operating Revenues	-	-	-	-
73		A_B5100 Appropriations	-	(378,674)	-	-
74		A_B5300 Gifts	-	(1,031,636)	(1,945,801)	(1,945,801)
75		A_B5500 Investment Income	-	-	-	-
76		A_B5600 Other Non Operating Revenues	-	-	-	-
77		<b>Total Revenue Revenue</b>	-	(1,383,294)	(1,873,571)	(1,873,571)
78		A_B6000 Salaries, Wages & Benefits	-	1,145,562	1,286,664	1,286,664
79		A_B6200 Services & Fees	-	80,814	170,220	170,220
80		A_B6300 Travel	-	103,268	93,000	93,000
81	FC_B30 Restr	A_B6400 Supplies	-	105,692	153,428	153,428
82	Expendable Op	A_B6450 Utilities	-	-	-	-
83		A_B6500 Repairs & Maintenance	-	3	-	-
84		A_B6550 Rentals & Leases	-	7,306	5,500	5,500
85		A_B6575 Interest Expense	-	-	-	-
86		A_B6600 Claims & Judgements	-	-	-	-
87		A_B6650 Other Expense	-	14,809	73,760	73,760
88		A_B6700 Subcontracts	-	446	-	-
89		A_B6900 Depreciation & Amortization	-	-	-	-
90		A_B7000 Capital Expense	-	-	-	-
91		A_B7200 Discontinued Operations	-	-	-	-
92		A_B7500 Other Non Operating Expenses	-	-	-	-
93		A_B7600 Internal Allocations & Sales	-	40,612	11,000	11,000
94		A_B7700 Funding Tranfers	-	-	80,000	80,000
95		<b>Total Expenses Expenses</b>	-	1,498,512	1,873,571	1,873,571
96		<b>Statement of Activities Net Result</b>	-	115,218	0	0
97		A_B4000 Tuition & Educational Fees	-	-	-	-
98		A_B4100 Sales of Goods & Services	-	-	-	-
99		A_B4300 Grants & Contracts	-	-	-	-
100		A_43501 Federal Appropriations	-	-	-	-
101		A_B4400 Other Operating Revenue	-	-	-	-
102		A_B5000 Non Operating Revenues	-	-	-	-
103		A_B5100 Appropriations	-	-	-	-
104		A_B5300 Gifts	-	-	-	-
105		A_B5500 Investment Income	-	-	-	-
106		A_B5600 Other Non Operating Revenues	-	-	-	-
107		<b>Total Revenue Revenue</b>	-	-	-	-
108		A_B6000 Salaries, Wages & Benefits	-	-	-	-
109		A_B6200 Services & Fees	-	-	-	-
110		A_B6300 Travel	-	-	-	-
111	FC_B35 Restr	A_B6400 Supplies	-	-	-	-
112	Expendable Non Op	A_B6450 Utilities	-	-	-	-
113		A_B6500 Repairs & Maintenance	-	-	-	-
114		A_B6550 Rentals & Leases	-	-	-	-
115		A_B6575 Interest Expense	-	-	-	-
116		A_B6600 Claims & Judgements	-	-	-	-
117		A_B6650 Other Expense	-	-	-	-
118		A_B6700 Subcontracts	-	-	-	-
119		A_B6900 Depreciation & Amortization	-	-	-	-
120		A_B7000 Capital Expense	-	-	-	-
121		A_B7200 Discontinued Operations	-	-	-	-
122		A_B7500 Other Non Operating Expenses	-	-	-	-
123		A_B7600 Internal Allocations & Sales	-	-	-	-
124		A_B7700 Funding Tranfers	-	-	-	-
125		<b>Total Expenses Expenses</b>	-	-	-	-
126		<b>Statement of Activities Net Result</b>	-	-	-	-

	A	B	C	D	E	F
1						
2	O_C1040: Haub School of Environment & Natural Resources Subdivision					
3	Board of Trustees Report					
4	O_C1040: Haub School of Environment & Natural Resources Subdivision					
5				FY18	FY19	
6	<b>Fund Class - Source</b>	<b>Summary Level Natural Accounts</b>	<b>Budget</b>	<b>Actual through March</b>	<b>Budget</b>	<b>Variance FY18 Budget to FY19 Budget</b>
127		A_B4000 Tuition & Educational Fees	-	-	25,821	25,821
128		A_B4100 Sales of Goods & Services	-	-	-	-
129		A_B4300 Grants & Contracts	-	(438,926)	(761,904)	(761,904)
130		A_43501 Federal Appropriations	-	-	-	-
131		A_B4400 Other Operating Revenue	-	-	-	-
132		A_B5000 Non Operating Revenues	-	-	-	-
133		A_B5100 Appropriations	-	-	-	-
134		A_B5300 Gifts	-	-	-	-
135		A_B5500 Investment Income	-	-	-	-
136		A_B5600 Other Non Operating Revenues	-	(56,327)	70,077	70,077
137		Total_Revenue Revenue	-	(495,253)	(666,006)	(666,006)
138		A_B6000 Salaries, Wages & Benefits	-	157,632	344,771	344,771
139		A_B6200 Services & Fees	-	47,653	34,539	34,539
140		A_B6300 Travel	-	27,660	35,127	35,127
141	FC_B40 Restr	A_B6400 Supplies	-	6,598	150,953	150,953
142	Grants	A_B6450 Utilities	-	-	-	-
143		A_B6500 Repairs & Maintenance	-	-	-	-
144		A_B6550 Rentals & Leases	-	-	19,987	19,987
145		A_B6575 Interest Expense	-	-	-	-
146		A_B6600 Claims & Judgements	-	-	-	-
147		A_B6650 Other Expense	-	65,497	-	-
148		A_B6700 Subcontracts	-	172,821	61,818	61,818
149		A_B6900 Depreciation & Amortization	-	-	-	-
150		A_B7000 Capital Expense	-	-	-	-
151		A_B7200 Discontinued Operations	-	-	-	-
152		A_B7500 Other Non Operating Expenses	-	-	916	916
153		A_B7600 Internal Allocations & Sales	-	-	-	-
154		A_B7700 Funding Tranfers	-	-	-	-
155		Total_Expenses Expenses	-	477,861	648,112	648,112
156		Statement of Activities Net Result	-	(17,392)	(17,895)	(17,895)
157		A_B4000 Tuition & Educational Fees	-	-	-	-
158		A_B4100 Sales of Goods & Services	-	-	-	-
159		A_B4300 Grants & Contracts	-	-	-	-
160		A_43501 Federal Appropriations	-	-	-	-
161		A_B4400 Other Operating Revenue	-	-	-	-
162		A_B5000 Non Operating Revenues	-	-	-	-
163		A_B5100 Appropriations	-	-	-	-
164		A_B5300 Gifts	-	-	-	-
165		A_B5500 Investment Income	-	-	-	-
166		A_B5600 Other Non Operating Revenues	-	-	-	-
167		Total_Revenue Revenue	-	-	-	-
168		A_B6000 Salaries, Wages & Benefits	-	-	-	-
169		A_B6200 Services & Fees	-	-	-	-
170		A_B6300 Travel	-	-	-	-
171	FC_B45 Restr	A_B6400 Supplies	-	-	-	-
172	Govt Funds	A_B6450 Utilities	-	-	-	-
173		A_B6500 Repairs & Maintenance	-	-	-	-
174		A_B6550 Rentals & Leases	-	-	-	-
175		A_B6575 Interest Expense	-	-	-	-
176		A_B6600 Claims & Judgements	-	-	-	-
177		A_B6650 Other Expense	-	-	-	-
178		A_B6700 Subcontracts	-	-	-	-
179		A_B6900 Depreciation & Amortization	-	-	-	-
180		A_B7000 Capital Expense	-	-	-	-
181		A_B7200 Discontinued Operations	-	-	-	-
182		A_B7500 Other Non Operating Expenses	-	-	-	-
183		A_B7600 Internal Allocations & Sales	-	-	-	-
184		A_B7700 Funding Tranfers	-	-	-	-
185		Total_Expenses Expenses	-	-	-	-
186		Statement of Activities Net Result	-	-	-	-




	A	B	C	D	E	F	
1							
2	O_C1050: School of Energy Resources Subdivision						
3	Board of Trustees Report						
4	O_C1050: School of Energy Resources Subdivision						
5			FY18		FY19		
6	<b>Fund Class - Source</b>	<b>Summary Level Natural Accounts</b>	<b>Budget</b>	<b>Actual through March</b>	<b>Budget</b>	<b>Variance FY18 Budget to FY19 Budget</b>	
7	FC_105 Unrestricted Operating Class	A_B4000 Tuition & Educational Fees	-	338,350	271,259	271,259	
8		A_B4100 Sales of Goods & Services	-	260	-	-	
9		A_B4300 Grants & Contracts	-	-	-	-	
10		A_43501 Federal Appropriations	-	-	-	-	
11		A_B4400 Other Operating Revenue	-	-	-	-	
12		A_B5000 Non Operating Revenues	-	-	-	-	
13		A_B5100 Appropriations	(9,615,781)	(9,486,091)	(9,151,583)	464,198	
14		A_B5300 Gifts	-	-	-	-	
15		A_B5500 Investment Income	-	-	-	-	
16		A_B5600 Other Non Operating Revenues	-	-	-	-	
17			<b>Total_Revenue Revenue</b>	<b>(9,615,781)</b>	<b>(9,147,481)</b>	<b>(8,880,324)</b>	<b>735,457</b>
18			A_B6000 Salaries, Wages & Benefits	6,974,288	4,983,635	6,254,758	(719,530)
19			A_B6200 Services & Fees	365,781	341,516	669,920	304,139
20			A_B6300 Travel	200,000	162,164	252,896	52,896
21			A_B6400 Supplies	895,712	383,812	878,000	(17,712)
22			A_B6450 Utilities	2,500	1,577	2,525	25
23			A_B6500 Repairs & Maintenance	399,719	32,824	1,000	(398,719)
24			A_B6550 Rentals & Leases	35,000	23,224	30,000	(5,000)
25			A_B6575 Interest Expense	-	-	-	-
26			A_B6600 Claims & Judgements	-	-	-	-
27			A_B6650 Other Expense	27,000	50,259	1,060,660	1,033,660
28			A_B6700 Subcontracts	-	444	140,565	140,565
29			A_B6900 Depreciation & Amortization	-	-	-	-
30			A_B7000 Capital Expense	-	25,293	-	-
31			A_B7200 Discontinued Operations	-	-	-	-
32			A_B7500 Other Non Operating Expenses	-	-	-	-
33			A_B7600 Internal Allocations & Sales	-	131,013	90,000	90,000
34			A_B7700 Funding Tranfers	715,781	12,500	(500,000)	(1,215,781)
35			<b>Total_Expenses Expenses</b>	<b>9,615,781</b>	<b>6,148,262</b>	<b>8,880,324</b>	<b>(735,457)</b>
36			<b>Statement of Activities Net Result</b>	<b>0</b>	<b>(2,999,220)</b>	<b>0</b>	<b>0</b>
37		FC_B20 Designated Op	A_B4000 Tuition & Educational Fees	-	16,230	-	-
38			A_B4100 Sales of Goods & Services	-	-	-	-
39			A_B4300 Grants & Contracts	(128,702)	-	-	128,702
40			A_43501 Federal Appropriations	-	-	-	-
41			A_B4400 Other Operating Revenue	-	(11,100)	-	-
42			A_B5000 Non Operating Revenues	-	-	-	-
43	A_B5100 Appropriations		-	-	-	-	
44	A_B5300 Gifts		-	-	-	-	
45	A_B5500 Investment Income		-	-	-	-	
46	A_B5600 Other Non Operating Revenues		-	-	-	-	
47			<b>Total_Revenue Revenue</b>	<b>(128,702)</b>	<b>5,130</b>	<b>-</b>	<b>128,702</b>
48			A_B6000 Salaries, Wages & Benefits	128,702	203,154	355,692	226,990
49			A_B6200 Services & Fees	-	37,942	-	-
50			A_B6300 Travel	-	9,885	-	-
51			A_B6400 Supplies	-	2,442	-	-
52			A_B6450 Utilities	-	-	-	-
53			A_B6500 Repairs & Maintenance	-	-	-	-
54			A_B6550 Rentals & Leases	-	-	-	-
55			A_B6575 Interest Expense	-	-	-	-
56			A_B6600 Claims & Judgements	-	-	-	-
57			A_B6650 Other Expense	-	8,424	500,000	500,000
58			A_B6700 Subcontracts	-	-	-	-
59			A_B6900 Depreciation & Amortization	-	-	-	-
60			A_B7000 Capital Expense	-	-	-	-
61			A_B7200 Discontinued Operations	-	-	-	-
62			A_B7500 Other Non Operating Expenses	-	-	-	-
63			A_B7600 Internal Allocations & Sales	-	297	(500,000)	(500,000)
64			A_B7700 Funding Tranfers	-	-	-	-
65			<b>Total_Expenses Expenses</b>	<b>128,702</b>	<b>262,143</b>	<b>355,692</b>	<b>226,990</b>
66			<b>Statement of Activities Net Result</b>	<b>0</b>	<b>267,273</b>	<b>355,692</b>	<b>355,692</b>

	A	B	C	D	E	F
1						
2	O_C1050: School of Energy Resources Subdivision					
3	Board of Trustees Report					
4	O_C1050: School of Energy Resources Subdivision					
5				FY18	FY19	
6	<b>Fund Class - Source</b>	<b>Summary Level Natural Accounts</b>	<b>Budget</b>	<b>Actual through March</b>	<b>Budget</b>	<b>Variance FY18 Budget to FY19 Budget</b>
67		A_B4000 Tuition & Educational Fees	-	88,177	115,000	115,000
68		A_B4100 Sales of Goods & Services	-	-	-	-
69		A_B4300 Grants & Contracts	-	-	-	-
70		A_43501 Federal Appropriations	-	-	-	-
71		A_B4400 Other Operating Revenue	-	-	-	-
72		A_B5000 Non Operating Revenues	-	-	-	-
73		A_B5100 Appropriations	-	-	-	-
74		A_B5300 Gifts	-	(792,446)	(885,415)	(885,415)
75		A_B5500 Investment Income	-	-	-	-
76		A_B5600 Other Non Operating Revenues	-	-	-	-
77		<b>Total_Revenue Revenue</b>	-	(704,269)	(770,415)	(770,415)
78		A_B6000 Salaries, Wages & Benefits	-	275,960	494,345	494,345
79		A_B6200 Services & Fees	-	6,004	-	-
80		A_B6300 Travel	-	28,371	18,000	18,000
81	FC_B30 Restr	A_B6400 Supplies	-	4,474	58,071	58,071
82	Expendable Op	A_B6450 Utilities	-	-	-	-
83		A_B6500 Repairs & Maintenance	-	287	-	-
84		A_B6550 Rentals & Leases	-	266	-	-
85		A_B6575 Interest Expense	-	-	-	-
86		A_B6600 Claims & Judgements	-	-	-	-
87		A_B6650 Other Expense	-	1,819	-	-
88		A_B6700 Subcontracts	-	-	-	-
89		A_B6900 Depreciation & Amortization	-	-	-	-
90		A_B7000 Capital Expense	-	53,741	200,000	200,000
91		A_B7200 Discontinued Operations	-	-	-	-
92		A_B7500 Other Non Operating Expenses	-	-	-	-
93		A_B7600 Internal Allocations & Sales	-	13,979	-	-
94		A_B7700 Funding Tranfers	-	-	-	-
95		<b>Total_Expenses Expenses</b>	-	384,902	770,415	770,415
96		<b>Statement of Activities Net Result</b>	-	(319,367)	-	-
97		A_B4000 Tuition & Educational Fees	-	-	-	-
98		A_B4100 Sales of Goods & Services	-	-	-	-
99		A_B4300 Grants & Contracts	-	-	-	-
100		A_43501 Federal Appropriations	-	-	-	-
101		A_B4400 Other Operating Revenue	-	-	-	-
102		A_B5000 Non Operating Revenues	-	-	-	-
103		A_B5100 Appropriations	-	-	-	-
104		A_B5300 Gifts	-	-	-	-
105		A_B5500 Investment Income	-	-	-	-
106		A_B5600 Other Non Operating Revenues	-	-	-	-
107		<b>Total_Revenue Revenue</b>	-	-	-	-
108		A_B6000 Salaries, Wages & Benefits	-	-	-	-
109		A_B6200 Services & Fees	-	-	-	-
110		A_B6300 Travel	-	-	-	-
111	FC_B35 Restr	A_B6400 Supplies	-	-	-	-
112	Expendable Non Op	A_B6450 Utilities	-	-	-	-
113		A_B6500 Repairs & Maintenance	-	-	-	-
114		A_B6550 Rentals & Leases	-	-	-	-
115		A_B6575 Interest Expense	-	-	-	-
116		A_B6600 Claims & Judgements	-	-	-	-
117		A_B6650 Other Expense	-	-	-	-
118		A_B6700 Subcontracts	-	-	-	-
119		A_B6900 Depreciation & Amortization	-	-	-	-
120		A_B7000 Capital Expense	-	-	-	-
121		A_B7200 Discontinued Operations	-	-	-	-
122		A_B7500 Other Non Operating Expenses	-	-	-	-
123		A_B7600 Internal Allocations & Sales	-	-	-	-
124		A_B7700 Funding Tranfers	-	-	-	-
125		<b>Total_Expenses Expenses</b>	-	-	-	-
126		<b>Statement of Activities Net Result</b>	-	-	-	-


	A	B	C	D	E	F
1						
2	O_C1050: School of Energy Resources Subdivision					
3	Board of Trustees Report					
4	O_C1050: School of Energy Resources Subdivision					
5				FY18	FY19	
6	<b>Fund Class - Source</b>	<b>Summary Level Natural Accounts</b>	<b>Budget</b>	<b>Actual through March</b>	<b>Budget</b>	<b>Variance FY18 Budget to FY19 Budget</b>
127		A_B4000 Tuition & Educational Fees	-	-	62,668	62,668
128		A_B4100 Sales of Goods & Services	-	-	-	-
129		A_B4300 Grants & Contracts	-	(6,386,859)	(6,926,000)	(6,926,000)
130		A_43501 Federal Appropriations	-	-	-	-
131		A_B4400 Other Operating Revenue	-	-	-	-
132		A_B5000 Non Operating Revenues	-	-	-	-
133		A_B5100 Appropriations	-	-	-	-
134		A_B5300 Gifts	-	-	-	-
135		A_B5500 Investment Income	-	-	-	-
136		A_B5600 Other Non Operating Revenues	-	(901,962)	1,022,525	1,022,525
137		Total_Revenue Revenue	-	(7,288,821)	(5,840,807)	(5,840,807)
138		A_B6000 Salaries, Wages & Benefits	-	1,864,083	3,031,814	3,031,814
139		A_B6200 Services & Fees	-	325,091	475,970	475,970
140		A_B6300 Travel	-	43,937	216,337	216,337
141	FC_B40 Restr	A_B6400 Supplies	-	159,000	1,083,472	1,083,472
142	Grants	A_B6450 Utilities	-	-	-	-
143		A_B6500 Repairs & Maintenance	-	17,361	-	-
144		A_B6550 Rentals & Leases	-	54,917	313,903	313,903
145		A_B6575 Interest Expense	-	-	-	-
146		A_B6600 Claims & Judgements	-	-	-	-
147		A_B6650 Other Expense	-	1,153,676	-	-
148		A_B6700 Subcontracts	-	341,881	-	-
149		A_B6900 Depreciation & Amortization	-	-	-	-
150		A_B7000 Capital Expense	-	-	-	-
151		A_B7200 Discontinued Operations	-	-	-	-
152		A_B7500 Other Non Operating Expenses	-	-	(42,617)	(42,617)
153		A_B7600 Internal Allocations & Sales	-	-	-	-
154		A_B7700 Funding Tranfers	-	-	-	-
155		Total_Expenses Expenses	-	3,959,946	5,078,880	5,078,880
156		Statement of Activities Net Result	-	(3,328,875)	(761,927)	(761,927)
157		A_B4000 Tuition & Educational Fees	-	-	-	-
158		A_B4100 Sales of Goods & Services	-	-	-	-
159		A_B4300 Grants & Contracts	-	-	-	-
160		A_43501 Federal Appropriations	-	-	-	-
161		A_B4400 Other Operating Revenue	-	-	-	-
162		A_B5000 Non Operating Revenues	-	-	-	-
163		A_B5100 Appropriations	-	-	-	-
164		A_B5300 Gifts	-	-	-	-
165		A_B5500 Investment Income	-	-	-	-
166		A_B5600 Other Non Operating Revenues	-	-	-	-
167		Total_Revenue Revenue	-	-	-	-
168		A_B6000 Salaries, Wages & Benefits	-	-	-	-
169		A_B6200 Services & Fees	-	-	-	-
170		A_B6300 Travel	-	-	-	-
171	FC_B45 Restr	A_B6400 Supplies	-	-	-	-
172	Govt Funds	A_B6450 Utilities	-	-	-	-
173		A_B6500 Repairs & Maintenance	-	-	-	-
174		A_B6550 Rentals & Leases	-	-	-	-
175		A_B6575 Interest Expense	-	-	-	-
176		A_B6600 Claims & Judgements	-	-	-	-
177		A_B6650 Other Expense	-	-	-	-
178		A_B6700 Subcontracts	-	-	-	-
179		A_B6900 Depreciation & Amortization	-	-	-	-
180		A_B7000 Capital Expense	-	-	-	-
181		A_B7200 Discontinued Operations	-	-	-	-
182		A_B7500 Other Non Operating Expenses	-	-	-	-
183		A_B7600 Internal Allocations & Sales	-	-	-	-
184		A_B7700 Funding Tranfers	-	-	-	-
185		Total_Expenses Expenses	-	-	-	-
186		Statement of Activities Net Result	-	-	-	-







	A	B	C	D	E	F	
1							
2	O_C1200: College of Agriculture & Natural Resources Subdivision						
3	Board of Trustees Report						
4	O_C1200: College of Agriculture & Natural Resources Subdivision						
5				FY18	FY19		
6	<b>Fund Class - Source</b>	<b>Summary Level Natural Accounts</b>	<b>Budget</b>	<b>Actual through March</b>	<b>Budget</b>	<b>Variance FY18 Budget to FY19 Budget</b>	
7	FC_105 Unrestricted Operating Class	A_B4000 Tuition & Educational Fees	(480,387)	(453,596)	(1,292,635)	(812,247)	
8		A_B4100 Sales of Goods & Services	(131,938)	(1,869,624)	(146,600)	(14,662)	
9		A_B4300 Grants & Contracts	-	-	-	-	
10		A_43501 Federal Appropriations	-	-	-	-	
11		A_B4400 Other Operating Revenue	(415,205)	(132,065)	-	415,205	
12		A_B5000 Non Operating Revenues	-	-	-	-	
13		A_B5100 Appropriations	(150,000)	(200,000)	(200,000)	(50,000)	
14		A_B5300 Gifts	-	(233)	-	-	
15		A_B5500 Investment Income	(371,408)	-	(500,000)	(128,592)	
16		A_B5600 Other Non Operating Revenues	(3,178,075)	-	(2,012,382)	1,165,693	
17			<b>Total_Revenue Revenue</b>	<b>(4,727,013)</b>	<b>(2,655,519)</b>	<b>(4,151,616)</b>	<b>575,396</b>
18			A_B6000 Salaries, Wages & Benefits	22,483,891	17,170,459	23,346,434	862,543
19			A_B6200 Services & Fees	687,137	255,388	306,216	(380,921)
20			A_B6300 Travel	421,258	285,372	369,761	(51,497)
21			A_B6400 Supplies	1,411,994	878,605	980,099	(431,896)
22			A_B6450 Utilities	9,487	7,430	8,300	(1,187)
23			A_B6500 Repairs & Maintenance	230,219	181,697	183,734	(46,485)
24			A_B6550 Rentals & Leases	39,548	41,505	98,468	58,921
25			A_B6575 Interest Expense	-	66	-	-
26			A_B6600 Claims & Judgements	-	-	-	-
27			A_B6650 Other Expense	243,934	264,106	304,297	60,363
28			A_B6700 Subcontracts	104,735	3,544	100	(104,635)
29			A_B6900 Depreciation & Amortization	-	6,714	-	-
30			A_B7000 Capital Expense	-	6,808	18,309	18,309
31			A_B7200 Discontinued Operations	-	-	-	-
32			A_B7500 Other Non Operating Expenses	1,200	2,071	(49,500)	(50,700)
33			A_B7600 Internal Allocations & Sales	(492,714)	170,368	(91,457)	401,257
34			A_B7700 Funding Tranfers	(386,147)	70,911	(27,105)	359,042
35			<b>Total_Expenses Expenses</b>	<b>24,754,542</b>	<b>19,345,046</b>	<b>25,447,656</b>	<b>693,113</b>
36			<b>Statement of Activities Net Result</b>	<b>20,027,529</b>	<b>16,689,527</b>	<b>21,296,039</b>	<b>1,268,510</b>
37		FC_B20 Designated Op	A_B4000 Tuition & Educational Fees	-	39,248	(241,620)	(241,620)
38			A_B4100 Sales of Goods & Services	(43,682)	(164,409)	(408,782)	(365,100)
39			A_B4300 Grants & Contracts	(207,652)	-	(158,603)	49,049
40			A_43501 Federal Appropriations	-	-	-	-
41			A_B4400 Other Operating Revenue	(1,347,276)	(592,139)	(2,587,118)	(1,239,841)
42			A_B5000 Non Operating Revenues	-	-	-	-
43	A_B5100 Appropriations		-	-	-	-	
44	A_B5300 Gifts		-	-	-	-	
45	A_B5500 Investment Income		-	-	-	-	
46	A_B5600 Other Non Operating Revenues		(410,191)	-	(1,114,850)	(704,660)	
47			<b>Total_Revenue Revenue</b>	<b>(2,008,801)</b>	<b>(717,299)</b>	<b>(4,510,973)</b>	<b>(2,502,172)</b>
48			A_B6000 Salaries, Wages & Benefits	1,070,425	571,948	1,336,110	265,685
49			A_B6200 Services & Fees	133,192	72,652	374,660	241,468
50			A_B6300 Travel	110,896	56,535	372,574	261,678
51			A_B6400 Supplies	850,063	263,595	2,228,188	1,378,126
52			A_B6450 Utilities	50	683	1,056	1,006
53			A_B6500 Repairs & Maintenance	90,000	22,068	356,872	266,872
54			A_B6550 Rentals & Leases	26,250	973	75,595	49,345
55			A_B6575 Interest Expense	-	-	11	11
56			A_B6600 Claims & Judgements	-	-	-	-
57			A_B6650 Other Expense	23,225	118,201	442,373	419,148
58			A_B6700 Subcontracts	-	8	-	-
59			A_B6900 Depreciation & Amortization	-	4,584	-	-
60			A_B7000 Capital Expense	-	210,792	760,255	760,255
61			A_B7200 Discontinued Operations	-	-	-	-
62			A_B7500 Other Non Operating Expenses	-	2,000	-	-
63			A_B7600 Internal Allocations & Sales	-	(103,098)	(1,173,988)	(1,173,988)
64			A_B7700 Funding Tranfers	(357,325)	-	(281,836)	75,489
65			<b>Total_Expenses Expenses</b>	<b>1,946,776</b>	<b>1,220,939</b>	<b>4,491,871</b>	<b>2,545,095</b>
66			<b>Statement of Activities Net Result</b>	<b>(62,025)</b>	<b>503,640</b>	<b>(19,102)</b>	<b>42,923</b>


Line 48, Salaries, Wages & Benefits decreased by \$1,986 due to the change in benefit rates.


	A	B	C	D	E	F
1						
2	O_C1200: College of Agriculture & Natural Resources Subdivision					
3	Board of Trustees Report					
4	O_C1200: College of Agriculture & Natural Resources Subdivision					
5				FY18	FY19	
6	<b>Fund Class - Source</b>	<b>Summary Level Natural Accounts</b>	<b>Budget</b>	<b>Actual through March</b>	<b>Budget</b>	<b>Variance FY18 Budget to FY19 Budget</b>
67		A_B4000 Tuition & Educational Fees	-	295,662	974,198	974,198
68		A_B4100 Sales of Goods & Services	-	-	-	-
69		A_B4300 Grants & Contracts	-	-	-	-
70		A_43501 Federal Appropriations	-	-	-	-
71		A_B4400 Other Operating Revenue	-	-	-	-
72		A_B5000 Non Operating Revenues	-	-	-	-
73		A_B5100 Appropriations	-	(177,961)	-	-
74		A_B5300 Gifts	-	(808,642)	(3,059,428)	(3,059,428)
75		A_B5500 Investment Income	-	-	-	-
76		A_B5600 Other Non Operating Revenues	-	-	-	-
77		Total_Revenue Revenue	-	(690,941)	(2,085,230)	(2,085,230)
78		A_B6000 Salaries, Wages & Benefits	-	595,465	953,125	953,125
79		A_B6200 Services & Fees	-	21,446	16,000	16,000
80		A_B6300 Travel	-	46,418	381,423	381,423
81	FC_B30 Restr	A_B6400 Supplies	-	64,821	461,021	461,021
82	Expendable Op	A_B6450 Utilities	-	-	-	-
83		A_B6500 Repairs & Maintenance	-	3,840	100,000	100,000
84		A_B6550 Rentals & Leases	-	60	120	120
85		A_B6575 Interest Expense	-	-	-	-
86		A_B6600 Claims & Judgements	-	-	-	-
87		A_B6650 Other Expense	-	23,794	102,041	102,041
88		A_B6700 Subcontracts	-	150	-	-
89		A_B6900 Depreciation & Amortization	-	-	-	-
90		A_B7000 Capital Expense	-	-	61,500	61,500
91		A_B7200 Discontinued Operations	-	-	-	-
92		A_B7500 Other Non Operating Expenses	-	-	-	-
93		A_B7600 Internal Allocations & Sales	-	36,234	10,000	10,000
94		A_B7700 Funding Tranfers	-	-	-	-
95		Total_Expenses Expenses	-	792,228	2,085,230	2,085,230
96		Statement of Activities Net Result	-	101,287	-	-
97		A_B4000 Tuition & Educational Fees	-	-	-	-
98		A_B4100 Sales of Goods & Services	-	-	-	-
99		A_B4300 Grants & Contracts	-	-	-	-
100		A_43501 Federal Appropriations	-	-	-	-
101		A_B4400 Other Operating Revenue	-	-	-	-
102		A_B5000 Non Operating Revenues	-	-	-	-
103		A_B5100 Appropriations	-	-	-	-
104		A_B5300 Gifts	-	(856)	-	-
105		A_B5500 Investment Income	-	-	-	-
106		A_B5600 Other Non Operating Revenues	-	-	-	-
107		Total_Revenue Revenue	-	(856)	-	-
108		A_B6000 Salaries, Wages & Benefits	-	-	-	-
109		A_B6200 Services & Fees	-	-	-	-
110		A_B6300 Travel	-	-	-	-
111	FC_B35 Restr	A_B6400 Supplies	-	-	-	-
112	Expendable Non Op	A_B6450 Utilities	-	-	-	-
113		A_B6500 Repairs & Maintenance	-	-	-	-
114		A_B6550 Rentals & Leases	-	-	-	-
115		A_B6575 Interest Expense	-	-	-	-
116		A_B6600 Claims & Judgements	-	-	-	-
117		A_B6650 Other Expense	-	-	-	-
118		A_B6700 Subcontracts	-	-	-	-
119		A_B6900 Depreciation & Amortization	-	-	-	-
120		A_B7000 Capital Expense	-	-	-	-
121		A_B7200 Discontinued Operations	-	-	-	-
122		A_B7500 Other Non Operating Expenses	-	-	-	-
123		A_B7600 Internal Allocations & Sales	-	-	-	-
124		A_B7700 Funding Tranfers	-	-	-	-
125		Total_Expenses Expenses	-	-	-	-
126		Statement of Activities Net Result	-	(856)	-	-

	A	B	C	D	E	F
1						
2	O_C1200: College of Agriculture & Natural Resources Subdivision					
3	Board of Trustees Report					
4	O_C1200: College of Agriculture & Natural Resources Subdivision					
5				FY18	FY19	
6	<b>Fund Class - Source</b>	<b>Summary Level Natural Accounts</b>	<b>Budget</b>	<b>Actual through March</b>	<b>Budget</b>	<b>Variance FY18 Budget to FY19 Budget</b>
127		A_B4000 Tuition & Educational Fees	-	-	360,228	360,228
128		A_B4100 Sales of Goods & Services	-	-	-	-
129		A_B4300 Grants & Contracts	-	(18,183,041)	(18,548,946)	(18,548,946)
130		A_43501 Federal Appropriations	-	-	-	-
131		A_B4400 Other Operating Revenue	-	-	-	-
132		A_B5000 Non Operating Revenues	-	-	-	-
133		A_B5100 Appropriations	-	-	-	-
134		A_B5300 Gifts	-	-	-	-
135		A_B5500 Investment Income	-	-	-	-
136		A_B5600 Other Non Operating Revenues	-	(1,433,992)	3,288,209	3,288,209
137		Total_Revenue Revenue	-	(19,617,034)	(14,900,509)	(14,900,509)
138		A_B6000 Salaries, Wages & Benefits	-	6,918,132	7,017,892	7,017,892
139		A_B6200 Services & Fees	-	528,700	1,505,471	1,505,471
140		A_B6300 Travel	-	580,338	1,263,772	1,263,772
141	FC_B40 Restr	A_B6400 Supplies	-	848,892	2,340,638	2,340,638
142	Grants	A_B6450 Utilities	-	1,797	-	-
143		A_B6500 Repairs & Maintenance	-	31,952	-	-
144		A_B6550 Rentals & Leases	-	115,205	1,271,838	1,271,838
145		A_B6575 Interest Expense	-	-	-	-
146		A_B6600 Claims & Judgements	-	-	-	-
147		A_B6650 Other Expense	-	1,810,219	82,025	82,025
148		A_B6700 Subcontracts	-	953,423	22,705	22,705
149		A_B6900 Depreciation & Amortization	-	1,980	-	-
150		A_B7000 Capital Expense	-	70,903	-	-
151		A_B7200 Discontinued Operations	-	-	-	-
152		A_B7500 Other Non Operating Expenses	-	845	107,759	107,759
153		A_B7600 Internal Allocations & Sales	-	-	-	-
154		A_B7700 Funding Tranfers	-	-	-	-
155		Total_Expenses Expenses	-	11,862,386	13,612,102	13,612,102
156		Statement of Activities Net Result	-	(7,754,648)	(1,288,407)	(1,288,407)
157		A_B4000 Tuition & Educational Fees	-	-	-	-
158		A_B4100 Sales of Goods & Services	-	-	-	-
159		A_B4300 Grants & Contracts	-	-	-	-
160		A_43501 Federal Appropriations	-	-	-	-
161		A_B4400 Other Operating Revenue	-	-	-	-
162		A_B5000 Non Operating Revenues	-	-	-	-
163		A_B5100 Appropriations	-	-	-	-
164		A_B5300 Gifts	-	-	-	-
165		A_B5500 Investment Income	-	-	-	-
166		A_B5600 Other Non Operating Revenues	-	-	-	-
167		Total_Revenue Revenue	-	-	-	-
168		A_B6000 Salaries, Wages & Benefits	-	-	-	-
169		A_B6200 Services & Fees	-	-	-	-
170		A_B6300 Travel	-	-	-	-
171	FC_B45 Restr	A_B6400 Supplies	-	-	-	-
172	Govt Funds	A_B6450 Utilities	-	-	-	-
173		A_B6500 Repairs & Maintenance	-	-	-	-
174		A_B6550 Rentals & Leases	-	-	-	-
175		A_B6575 Interest Expense	-	-	-	-
176		A_B6600 Claims & Judgements	-	-	-	-
177		A_B6650 Other Expense	-	-	-	-
178		A_B6700 Subcontracts	-	-	-	-
179		A_B6900 Depreciation & Amortization	-	-	-	-
180		A_B7000 Capital Expense	-	-	-	-
181		A_B7200 Discontinued Operations	-	-	-	-
182		A_B7500 Other Non Operating Expenses	-	-	-	-
183		A_B7600 Internal Allocations & Sales	-	-	-	-
184		A_B7700 Funding Tranfers	-	-	-	-
185		Total_Expenses Expenses	-	-	-	-
186		Statement of Activities Net Result	-	-	-	-




	A	B	C	D	E	F	
1							
2	O_C1300: College of Arts & Sciences Subdivision						
3	Board of Trustees Report						
4	O_C1300: College of Arts & Sciences Subdivision						
5			FY18		FY19		
6	<b>Fund Class - Source</b>	<b>Summary Level Natural Accounts</b>	<b>Budget</b>	<b>Actual through March</b>	<b>Budget</b>	<b>Variance FY18 Budget to FY19 Budget</b>	
7	FC_105 Unrestricted Operating Class	A_B4000 Tuition & Educational Fees	(3,192,619)	(2,541,050)	(3,913,381)	(720,762)	
8		A_B4100 Sales of Goods & Services	(179,100)	(315,972)	(311,000)	(131,900)	
9		A_B4300 Grants & Contracts	-	-	-	-	
10		A_43501 Federal Appropriations	-	-	-	-	
11		A_B4400 Other Operating Revenue	(435,409)	(122,370)	(120,600)	314,809	
12		A_B5000 Non Operating Revenues	-	-	-	-	
13		A_B5100 Appropriations	(1,020,000)	-	-	1,020,000	
14		A_B5300 Gifts	(63,899)	(9,077)	-	63,899	
15		A_B5500 Investment Income	-	-	-	-	
16		A_B5600 Other Non Operating Revenues	(520,855)	(44,563)	(65,000)	455,855	
17			<b>Total_Revenue Revenue</b>	<b>(5,411,881)</b>	<b>(3,033,031)</b>	<b>(4,409,981)</b>	<b>1,001,900</b>
18			A_B6000 Salaries, Wages & Benefits	45,040,224	32,682,961	45,207,081	166,857
19			A_B6200 Services & Fees	1,151,599	303,483	289,834	(861,765)
20			A_B6300 Travel	929,931	529,488	894,446	(35,485)
21			A_B6400 Supplies	1,437,300	472,197	595,935	(841,365)
22			A_B6450 Utilities	-	3,991	600	600
23			A_B6500 Repairs & Maintenance	57,491	34,378	105,600	48,109
24			A_B6550 Rentals & Leases	10,825	8,213	5,050	(5,775)
25			A_B6575 Interest Expense	-	-	-	-
26			A_B6600 Claims & Judgements	-	-	-	-
27			A_B6650 Other Expense	488,564	331,336	223,655	(264,909)
28			A_B6700 Subcontracts	5,650	446	1,300	(4,350)
29			A_B6900 Depreciation & Amortization	-	5,707	-	-
30			A_B7000 Capital Expense	-	-	-	-
31			A_B7200 Discontinued Operations	-	-	-	-
32			A_B7500 Other Non Operating Expenses	400	(5,873)	(82,500)	(82,900)
33			A_B7600 Internal Allocations & Sales	(2,842,472)	129,685	(2,081,834)	760,638
34			A_B7700 Funding Trnfers	(514,966)	-	(811,624)	(296,658)
35			<b>Total_Expenses Expenses</b>	<b>45,764,547</b>	<b>34,496,012</b>	<b>44,347,543</b>	<b>(1,417,004)</b>
36			<b>Statement of Activities Net Result</b>	<b>40,352,666</b>	<b>31,462,982</b>	<b>39,937,562</b>	<b>(415,104)</b>
37		FC_B20 Designated Op	A_B4000 Tuition & Educational Fees	(470,698)	(258,479)	(1,558,505)	(1,087,807)
38			A_B4100 Sales of Goods & Services	(10,000)	(16,795)	(8,500)	1,500
39			A_B4300 Grants & Contracts	(777,708)	(9,632)	(451,300)	326,408
40			A_43501 Federal Appropriations	-	-	-	-
41			A_B4400 Other Operating Revenue	(65,407)	(37,794)	(537,840)	(472,433)
42			A_B5000 Non Operating Revenues	-	-	-	-
43	A_B5100 Appropriations		-	-	-	-	
44	A_B5300 Gifts		(19,500)	(163)	-	19,500	
45	A_B5500 Investment Income		-	-	-	-	
46	A_B5600 Other Non Operating Revenues		(2,600)	(83)	(14,000)	(11,400)	
47			<b>Total_Revenue Revenue</b>	<b>(1,345,913)</b>	<b>(322,945)</b>	<b>(2,570,145)</b>	<b>(1,224,232)</b>
48			A_B6000 Salaries, Wages & Benefits	800,633	692,714	1,479,284	678,651
49			A_B6200 Services & Fees	56,101	38,852	194,951	138,850
50			A_B6300 Travel	89,492	75,252	301,100	211,608
51			A_B6400 Supplies	504,356	209,307	2,306,237	1,801,881
52			A_B6450 Utilities	22	675	-	(22)
53			A_B6500 Repairs & Maintenance	40,000	17,481	428,441	388,441
54			A_B6550 Rentals & Leases	1,311	23,204	29,100	27,789
55			A_B6575 Interest Expense	-	-	-	-
56			A_B6600 Claims & Judgements	-	-	-	-
57			A_B6650 Other Expense	34,501	9,710	435,514	401,013
58			A_B6700 Subcontracts	1,000	8,456	-	(1,000)
59			A_B6900 Depreciation & Amortization	-	3,811	-	-
60			A_B7000 Capital Expense	-	17,318	242,500	242,500
61			A_B7200 Discontinued Operations	-	-	-	-
62			A_B7500 Other Non Operating Expenses	-	-	-	-
63			A_B7600 Internal Allocations & Sales	(66,700)	7,648	(599,465)	(532,765)
64			A_B7700 Funding Trnfers	(219,193)	-	(2,392,034)	(2,172,841)
65			<b>Total_Expenses Expenses</b>	<b>1,241,522</b>	<b>1,104,428</b>	<b>2,425,627</b>	<b>1,184,105</b>
66			<b>Statement of Activities Net Result</b>	<b>(104,391)</b>	<b>781,483</b>	<b>(144,517)</b>	<b>(40,126)</b>


	A	B	C	D	E	F
1						
2	O_C1300: College of Arts & Sciences Subdivision					
3	Board of Trustees Report					
4	O_C1300: College of Arts & Sciences Subdivision					
5						
6	<b>Fund Class - Source</b>	<b>Summary Level Natural Accounts</b>	<b>FY18 Budget</b>	<b>FY19 Actual through March</b>	<b>FY19 Budget</b>	<b>Variance FY18 Budget to FY19 Budget</b>
67		A_B4000 Tuition & Educational Fees	-	424,288	933,231	933,231
68		A_B4100 Sales of Goods & Services	-	-	-	-
69		A_B4300 Grants & Contracts	-	-	-	-
70		A_43501 Federal Appropriations	-	-	-	-
71		A_B4400 Other Operating Revenue	-	-	-	-
72		A_B5000 Non Operating Revenues	-	-	-	-
73		A_B5100 Appropriations	-	(59,736)	-	-
74		A_B5300 Gifts	-	(1,731,061)	(3,703,625)	(3,703,625)
75		A_B5500 Investment Income	-	-	-	-
76		A_B5600 Other Non Operating Revenues	-	-	-	-
77		<b>Total Revenue Revenue</b>	-	<b>(1,366,509)</b>	<b>(2,770,394)</b>	<b>(2,770,394)</b>
78		A_B6000 Salaries, Wages & Benefits	-	812,244	1,069,494	1,069,494
79		A_B6200 Services & Fees	-	332,220	328,447	328,447
80		A_B6300 Travel	-	209,385	759,498	759,498
81	FC_B30 Restr	A_B6400 Supplies	-	271,398	351,009	351,009
82	Expendable Op	A_B6450 Utilities	-	100	500	500
83		A_B6500 Repairs & Maintenance	-	8,166	135,384	135,384
84		A_B6550 Rentals & Leases	-	7,100	9,500	9,500
85		A_B6575 Interest Expense	-	-	-	-
86		A_B6600 Claims & Judgements	-	-	-	-
87		A_B6650 Other Expense	-	49,371	245,792	245,792
88		A_B6700 Subcontracts	-	438	2,707	2,707
89		A_B6900 Depreciation & Amortization	-	-	-	-
90		A_B7000 Capital Expense	-	2,563	30,000	30,000
91		A_B7200 Discontinued Operations	-	-	-	-
92		A_B7500 Other Non Operating Expenses	-	-	-	-
93		A_B7600 Internal Allocations & Sales	-	52,055	37,473	37,473
94		A_B7700 Funding Tranfers	-	-	(199,409)	(199,409)
95		<b>Total Expenses Expenses</b>	-	<b>1,745,041</b>	<b>2,770,394</b>	<b>2,770,394</b>
96		<b>Statement of Activities Net Result</b>	-	<b>378,533</b>	-	-
97		A_B4000 Tuition & Educational Fees	-	-	168,500	168,500
98		A_B4100 Sales of Goods & Services	-	-	-	-
99		A_B4300 Grants & Contracts	-	-	-	-
100		A_43501 Federal Appropriations	-	-	-	-
101		A_B4400 Other Operating Revenue	-	-	-	-
102		A_B5000 Non Operating Revenues	-	-	-	-
103		A_B5100 Appropriations	-	-	-	-
104		A_B5300 Gifts	-	-	(181,000)	(181,000)
105		A_B5500 Investment Income	-	-	-	-
106		A_B5600 Other Non Operating Revenues	-	-	-	-
107		<b>Total Revenue Revenue</b>	-	-	<b>(12,500)</b>	<b>(12,500)</b>
108		A_B6000 Salaries, Wages & Benefits	-	-	6,000	6,000
109		A_B6200 Services & Fees	-	-	-	-
110		A_B6300 Travel	-	-	1,000	1,000
111	FC_B35 Restr	A_B6400 Supplies	-	-	5,000	5,000
112	Expendable Non Op	A_B6450 Utilities	-	-	-	-
113		A_B6500 Repairs & Maintenance	-	-	-	-
114		A_B6550 Rentals & Leases	-	-	-	-
115		A_B6575 Interest Expense	-	-	-	-
116		A_B6600 Claims & Judgements	-	-	-	-
117		A_B6650 Other Expense	-	-	500	500
118		A_B6700 Subcontracts	-	-	-	-
119		A_B6900 Depreciation & Amortization	-	-	-	-
120		A_B7000 Capital Expense	-	-	-	-
121		A_B7200 Discontinued Operations	-	-	-	-
122		A_B7500 Other Non Operating Expenses	-	-	-	-
123		A_B7600 Internal Allocations & Sales	-	-	-	-
124		A_B7700 Funding Tranfers	-	-	-	-
125		<b>Total Expenses Expenses</b>	-	-	<b>12,500</b>	<b>12,500</b>
126		<b>Statement of Activities Net Result</b>	-	-	-	-


	A	B	C	D	E	F
1						
2	O_C1300: College of Arts & Sciences Subdivision					
3	Board of Trustees Report					
4	O_C1300: College of Arts & Sciences Subdivision					
5						
6	<b>Fund Class - Source</b>	<b>Summary Level Natural Accounts</b>	<b>Budget</b>	<b>Actual through March</b>	<b>Budget</b>	<b>Variance FY18 Budget to FY19 Budget</b>
127		A_B4000 Tuition & Educational Fees	-	-	70,880	70,880
128		A_B4100 Sales of Goods & Services	-	-	-	-
129		A_B4300 Grants & Contracts	-	(13,107,910)	(19,521,522)	(19,521,522)
130		A_43501 Federal Appropriations	-	-	-	-
131		A_B4400 Other Operating Revenue	-	-	-	-
132		A_B5000 Non Operating Revenues	-	-	-	-
133		A_B5100 Appropriations	-	-	-	-
134		A_B5300 Gifts	-	-	-	-
135		A_B5500 Investment Income	-	-	-	-
136		A_B5600 Other Non Operating Revenues	-	(1,698,152)	2,217,374	2,217,374
137		<b>Total_Revenue Revenue</b>	-	<b>(14,806,062)</b>	<b>(17,233,269)</b>	<b>(17,233,269)</b>
138		A_B6000 Salaries, Wages & Benefits	-	4,604,082	6,306,232	6,306,232
139		A_B6200 Services & Fees	-	649,982	1,337,823	1,337,823
140		A_B6300 Travel	-	522,824	717,704	717,704
141	FC_B40 Restr	A_B6400 Supplies	-	740,876	2,294,463	2,294,463
142	Grants	A_B6450 Utilities	-	409	-	-
143		A_B6500 Repairs & Maintenance	-	17,830	-	-
144		A_B6550 Rentals & Leases	-	85,075	2,257,413	2,257,413
145		A_B6575 Interest Expense	-	-	-	-
146		A_B6600 Claims & Judgements	-	-	-	-
147		A_B6650 Other Expense	-	2,469,656	82,680	82,680
148		A_B6700 Subcontracts	-	891,438	(144,523)	(144,523)
149		A_B6900 Depreciation & Amortization	-	4,329	-	-
150		A_B7000 Capital Expense	-	12,988	-	-
151		A_B7200 Discontinued Operations	-	-	-	-
152		A_B7500 Other Non Operating Expenses	-	2,665	747,868	747,868
153		A_B7600 Internal Allocations & Sales	-	-	-	-
154		A_B7700 Funding Tranfers	-	-	-	-
155		<b>Total_Expenses Expenses</b>	-	<b>10,002,153</b>	<b>13,599,661</b>	<b>13,599,661</b>
156		<b>Statement of Activities Net Result</b>	-	<b>(4,803,909)</b>	<b>(3,633,607)</b>	<b>(3,633,607)</b>
157		A_B4000 Tuition & Educational Fees	-	-	-	-
158		A_B4100 Sales of Goods & Services	-	-	-	-
159		A_B4300 Grants & Contracts	-	-	-	-
160		A_43501 Federal Appropriations	-	-	-	-
161		A_B4400 Other Operating Revenue	-	-	-	-
162		A_B5000 Non Operating Revenues	-	-	-	-
163		A_B5100 Appropriations	-	-	-	-
164		A_B5300 Gifts	-	-	-	-
165		A_B5500 Investment Income	-	-	-	-
166		A_B5600 Other Non Operating Revenues	-	-	-	-
167		<b>Total_Revenue Revenue</b>	-	-	-	-
168		A_B6000 Salaries, Wages & Benefits	-	-	-	-
169		A_B6200 Services & Fees	-	-	-	-
170		A_B6300 Travel	-	-	-	-
171	FC_B45 Restr	A_B6400 Supplies	-	-	-	-
172	Govt Funds	A_B6450 Utilities	-	-	-	-
173		A_B6500 Repairs & Maintenance	-	-	-	-
174		A_B6550 Rentals & Leases	-	-	-	-
175		A_B6575 Interest Expense	-	-	-	-
176		A_B6600 Claims & Judgements	-	-	-	-
177		A_B6650 Other Expense	-	-	-	-
178		A_B6700 Subcontracts	-	-	-	-
179		A_B6900 Depreciation & Amortization	-	-	-	-
180		A_B7000 Capital Expense	-	-	-	-
181		A_B7200 Discontinued Operations	-	-	-	-
182		A_B7500 Other Non Operating Expenses	-	-	-	-
183		A_B7600 Internal Allocations & Sales	-	-	-	-
184		A_B7700 Funding Tranfers	-	-	-	-
185		<b>Total_Expenses Expenses</b>	-	-	-	-
186		<b>Statement of Activities Net Result</b>	-	-	-	-







	A	B	C	D	E	F	
1							
2	O_C1400: College of Business Subdivision						
3	Board of Trustees Report						
4	O_C1400: College of Business Subdivision						
5			FY18		FY19		
6	<b>Fund Class - Source</b>	<b>Summary Level Natural Accounts</b>	<b>Budget</b>	<b>Actual through March</b>	<b>Budget</b>	<b>Variance FY18 Budget to FY19 Budget</b>	
7	FC_105 Unrestricted Operating Class	A_B4000 Tuition & Educational Fees	(1,093,655)	(1,321,742)	(1,407,282)	(313,627)	
8		A_B4100 Sales of Goods & Services	-	(5,185)	-	-	
9		A_B4300 Grants & Contracts	-	-	-	-	
10		A_43501 Federal Appropriations	-	-	-	-	
11		A_B4400 Other Operating Revenue	(5,500)	(6,635)	(8,000)	(2,500)	
12		A_B5000 Non Operating Revenues	-	-	-	-	
13		A_B5100 Appropriations	-	-	-	-	
14		A_B5300 Gifts	(509,051)	-	-	509,051	
15		A_B5500 Investment Income	-	-	-	-	
16		A_B5600 Other Non Operating Revenues	-	-	-	-	
17			<b>Total_Revenue Revenue</b>	<b>(1,608,206)</b>	<b>(1,333,562)</b>	<b>(1,415,282)</b>	<b>192,925</b>
18			A_B6000 Salaries, Wages & Benefits	10,460,072	6,956,859	11,014,245	554,173
19			A_B6200 Services & Fees	39,900	399,754	5,450	(34,450)
20			A_B6300 Travel	79,500	90,387	111,950	32,450
21			A_B6400 Supplies	26,220	519,661	13,676	(12,544)
22			A_B6450 Utilities	-	436	-	-
23			A_B6500 Repairs & Maintenance	25	521	-	(25)
24			A_B6550 Rentals & Leases	4,300	8,688	800	(3,500)
25			A_B6575 Interest Expense	-	-	-	-
26			A_B6600 Claims & Judgements	-	-	-	-
27			A_B6650 Other Expense	14,840	77,223	14,436	(404)
28			A_B6700 Subcontracts	-	-	-	-
29			A_B6900 Depreciation & Amortization	-	-	-	-
30			A_B7000 Capital Expense	-	-	-	-
31			A_B7200 Discontinued Operations	-	-	-	-
32			A_B7500 Other Non Operating Expenses	-	250	(22,000)	(22,000)
33			A_B7600 Internal Allocations & Sales	(253,017)	29,087	(229,269)	23,748
34			A_B7700 Funding Tranfers	(111,684)	-	-	111,684
35			<b>Total_Expenses Expenses</b>	<b>10,260,156</b>	<b>8,082,866</b>	<b>10,909,288</b>	<b>649,132</b>
36			<b>Statement of Activities Net Result</b>	<b>8,651,949</b>	<b>6,749,304</b>	<b>9,494,006</b>	<b>842,057</b>
37		FC_B20 Designated Op	A_B4000 Tuition & Educational Fees	-	-	(472,880)	(472,880)
38			A_B4100 Sales of Goods & Services	-	-	-	-
39			A_B4300 Grants & Contracts	-	-	-	-
40			A_43501 Federal Appropriations	-	-	-	-
41			A_B4400 Other Operating Revenue	-	-	(78,471)	(78,471)
42			A_B5000 Non Operating Revenues	-	-	-	-
43	A_B5100 Appropriations		-	-	-	-	
44	A_B5300 Gifts		-	-	-	-	
45	A_B5500 Investment Income		-	-	-	-	
46	A_B5600 Other Non Operating Revenues		-	-	(26,450)	(26,450)	
47			<b>Total_Revenue Revenue</b>	<b>-</b>	<b>-</b>	<b>(577,801)</b>	<b>(577,801)</b>
48			A_B6000 Salaries, Wages & Benefits	-	-	457,229	457,229
49			A_B6200 Services & Fees	-	-	-	-
50			A_B6300 Travel	-	-	19,073	19,073
51			A_B6400 Supplies	-	-	101,499	101,499
52			A_B6450 Utilities	-	-	-	-
53			A_B6500 Repairs & Maintenance	-	-	-	-
54			A_B6550 Rentals & Leases	-	(2,100)	-	-
55			A_B6575 Interest Expense	-	-	-	-
56			A_B6600 Claims & Judgements	-	-	-	-
57			A_B6650 Other Expense	-	-	-	-
58			A_B6700 Subcontracts	-	-	-	-
59			A_B6900 Depreciation & Amortization	-	-	-	-
60			A_B7000 Capital Expense	-	-	-	-
61			A_B7200 Discontinued Operations	-	-	-	-
62			A_B7500 Other Non Operating Expenses	-	-	-	-
63			A_B7600 Internal Allocations & Sales	-	-	-	-
64			A_B7700 Funding Tranfers	-	-	-	-
65			<b>Total_Expenses Expenses</b>	<b>-</b>	<b>(2,100)</b>	<b>577,801</b>	<b>577,801</b>
66			<b>Statement of Activities Net Result</b>	<b>-</b>	<b>(2,100)</b>	<b>-</b>	<b>-</b>


	A	B	C	D	E	F
1						
2	O_C1400: College of Business Subdivision					
3	Board of Trustees Report					
4	O_C1400: College of Business Subdivision					
5				FY18	FY19	
6	<b>Fund Class - Source</b>	<b>Summary Level Natural Accounts</b>	<b>Budget</b>	<b>Actual through March</b>	<b>Budget</b>	<b>Variance FY18 Budget to FY19 Budget</b>
67		A_B4000 Tuition & Educational Fees	-	194,239	230,358	230,358
68		A_B4100 Sales of Goods & Services	-	-	-	-
69		A_B4300 Grants & Contracts	-	-	-	-
70		A_43501 Federal Appropriations	-	-	-	-
71		A_B4400 Other Operating Revenue	-	-	-	-
72		A_B5000 Non Operating Revenues	-	-	-	-
73		A_B5100 Appropriations	-	-	-	-
74		A_B5300 Gifts	-	(1,509,820)	(3,208,149)	(3,208,149)
75		A_B5500 Investment Income	-	-	-	-
76		A_B5600 Other Non Operating Revenues	-	-	-	-
77		Total_Revenue Revenue	-	(1,315,581)	(2,977,791)	(2,977,791)
78		A_B6000 Salaries, Wages & Benefits	-	1,008,953	2,042,747	2,042,747
79		A_B6200 Services & Fees	-	71,733	166,059	166,059
80		A_B6300 Travel	-	152,146	344,524	344,524
81	FC_B30 Restr	A_B6400 Supplies	-	359,884	266,160	266,160
82	Expendable Op	A_B6450 Utilities	-	806	1,650	1,650
83		A_B6500 Repairs & Maintenance	-	386	2,020	2,020
84		A_B6550 Rentals & Leases	-	673	4,450	4,450
85		A_B6575 Interest Expense	-	-	-	-
86		A_B6600 Claims & Judgements	-	-	-	-
87		A_B6650 Other Expense	-	46,287	146,270	146,270
88		A_B6700 Subcontracts	-	200	-	-
89		A_B6900 Depreciation & Amortization	-	-	-	-
90		A_B7000 Capital Expense	-	-	-	-
91		A_B7200 Discontinued Operations	-	-	-	-
92		A_B7500 Other Non Operating Expenses	-	-	-	-
93		A_B7600 Internal Allocations & Sales	-	57,058	3,910	3,910
94		A_B7700 Funding Tranfers	-	-	-	-
95		Total_Expenses Expenses	-	1,698,125	2,977,791	2,977,791
96		Statement of Activities Net Result	-	382,544	-	-
97		A_B4000 Tuition & Educational Fees	-	-	-	-
98		A_B4100 Sales of Goods & Services	-	-	-	-
99		A_B4300 Grants & Contracts	-	-	-	-
100		A_43501 Federal Appropriations	-	-	-	-
101		A_B4400 Other Operating Revenue	-	-	-	-
102		A_B5000 Non Operating Revenues	-	-	-	-
103		A_B5100 Appropriations	-	-	-	-
104		A_B5300 Gifts	-	-	(6,500)	(6,500)
105		A_B5500 Investment Income	-	-	-	-
106		A_B5600 Other Non Operating Revenues	-	-	-	-
107		Total_Revenue Revenue	-	-	(6,500)	(6,500)
108		A_B6000 Salaries, Wages & Benefits	-	-	-	-
109		A_B6200 Services & Fees	-	-	-	-
110		A_B6300 Travel	-	-	-	-
111	FC_B35 Restr	A_B6400 Supplies	-	-	6,500	6,500
112	Expendable Non Op	A_B6450 Utilities	-	-	-	-
113		A_B6500 Repairs & Maintenance	-	-	-	-
114		A_B6550 Rentals & Leases	-	-	-	-
115		A_B6575 Interest Expense	-	-	-	-
116		A_B6600 Claims & Judgements	-	-	-	-
117		A_B6650 Other Expense	-	-	-	-
118		A_B6700 Subcontracts	-	-	-	-
119		A_B6900 Depreciation & Amortization	-	-	-	-
120		A_B7000 Capital Expense	-	-	-	-
121		A_B7200 Discontinued Operations	-	-	-	-
122		A_B7500 Other Non Operating Expenses	-	-	-	-
123		A_B7600 Internal Allocations & Sales	-	-	-	-
124		A_B7700 Funding Tranfers	-	-	-	-
125		Total_Expenses Expenses	-	-	6,500	6,500
126		Statement of Activities Net Result	-	-	-	-

	A	B	C	D	E	F
1						
2	O_C1400: College of Business Subdivision					
3	Board of Trustees Report					
4	O_C1400: College of Business Subdivision					
5				FY18	FY19	
6	<b>Fund Class - Source</b>	<b>Summary Level Natural Accounts</b>	<b>Budget</b>	<b>Actual through March</b>	<b>Budget</b>	<b>Variance FY18 Budget to FY19 Budget</b>
127		A_B4000 Tuition & Educational Fees	-	-	(3,581)	(3,581)
128		A_B4100 Sales of Goods & Services	-	-	-	-
129		A_B4300 Grants & Contracts	-	(107,465)	(280,156)	(280,156)
130		A_43501 Federal Appropriations	-	-	-	-
131		A_B4400 Other Operating Revenue	-	-	-	-
132		A_B5000 Non Operating Revenues	-	-	-	-
133		A_B5100 Appropriations	-	-	-	-
134		A_B5300 Gifts	-	-	-	-
135		A_B5500 Investment Income	-	-	-	-
136		A_B5600 Other Non Operating Revenues	-	(12,324)	54,843	54,843
137		Total_Revenue Revenue	-	(119,789)	(228,894)	(228,894)
138		A_B6000 Salaries, Wages & Benefits	-	61,402	123,821	123,821
139		A_B6200 Services & Fees	-	-	43,652	43,652
140		A_B6300 Travel	-	-	15,329	15,329
141	FC_B40 Restr	A_B6400 Supplies	-	358	8,017	8,017
142	Grants	A_B6450 Utilities	-	-	-	-
143		A_B6500 Repairs & Maintenance	-	-	-	-
144		A_B6550 Rentals & Leases	-	-	27,059	27,059
145		A_B6575 Interest Expense	-	-	-	-
146		A_B6600 Claims & Judgements	-	-	-	-
147		A_B6650 Other Expense	-	30,523	-	-
148		A_B6700 Subcontracts	-	83,920	-	-
149		A_B6900 Depreciation & Amortization	-	-	-	-
150		A_B7000 Capital Expense	-	-	-	-
151		A_B7200 Discontinued Operations	-	-	-	-
152		A_B7500 Other Non Operating Expenses	-	-	-	-
153		A_B7600 Internal Allocations & Sales	-	-	-	-
154		A_B7700 Funding Tranfers	-	-	-	-
155		Total_Expenses Expenses	-	176,202	217,878	217,878
156		Statement of Activities Net Result	-	56,413	(11,016)	(11,016)
157		A_B4000 Tuition & Educational Fees	-	-	-	-
158		A_B4100 Sales of Goods & Services	-	-	-	-
159		A_B4300 Grants & Contracts	-	-	-	-
160		A_43501 Federal Appropriations	-	-	-	-
161		A_B4400 Other Operating Revenue	-	-	-	-
162		A_B5000 Non Operating Revenues	-	-	-	-
163		A_B5100 Appropriations	-	-	-	-
164		A_B5300 Gifts	-	-	-	-
165		A_B5500 Investment Income	-	-	-	-
166		A_B5600 Other Non Operating Revenues	-	-	-	-
167		Total_Revenue Revenue	-	-	-	-
168		A_B6000 Salaries, Wages & Benefits	-	-	-	-
169		A_B6200 Services & Fees	-	-	-	-
170		A_B6300 Travel	-	-	-	-
171	FC_B45 Restr	A_B6400 Supplies	-	-	-	-
172	Govt Funds	A_B6450 Utilities	-	-	-	-
173		A_B6500 Repairs & Maintenance	-	-	-	-
174		A_B6550 Rentals & Leases	-	-	-	-
175		A_B6575 Interest Expense	-	-	-	-
176		A_B6600 Claims & Judgements	-	-	-	-
177		A_B6650 Other Expense	-	-	-	-
178		A_B6700 Subcontracts	-	-	-	-
179		A_B6900 Depreciation & Amortization	-	-	-	-
180		A_B7000 Capital Expense	-	-	-	-
181		A_B7200 Discontinued Operations	-	-	-	-
182		A_B7500 Other Non Operating Expenses	-	-	-	-
183		A_B7600 Internal Allocations & Sales	-	-	-	-
184		A_B7700 Funding Tranfers	-	-	-	-
185		Total_Expenses Expenses	-	-	-	-
186		Statement of Activities Net Result	-	-	-	-




	A	B	C	D	E	F	
1							
2	O_C1500: College of Education Subdivision						
3	Board of Trustees Report						
4	O_C1500: College of Education Subdivision						
5			FY18		FY19		
6	<b>Fund Class - Source</b>	<b>Summary Level Natural Accounts</b>	<b>Budget</b>	<b>Actual through March</b>	<b>Budget</b>	<b>Variance FY18 Budget to FY19 Budget</b>	
7	FC_105 Unrestricted Operating Class	A_B4000 Tuition & Educational Fees	(1,344,829)	(1,299,339)	(1,286,311)	58,518	
8		A_B4100 Sales of Goods & Services	(4,964)	(9,557)	(1,760)	3,204	
9		A_B4300 Grants & Contracts	-	-	-	-	
10		A_43501 Federal Appropriations	-	-	-	-	
11		A_B4400 Other Operating Revenue	(110,707)	(83,130)	-	110,707	
12		A_B5000 Non Operating Revenues	-	-	-	-	
13		A_B5100 Appropriations	-	-	-	-	
14		A_B5300 Gifts	-	-	-	-	
15		A_B5500 Investment Income	-	-	-	-	
16		A_B5600 Other Non Operating Revenues	225	-	-	(225)	
17			<b>Total Revenue Revenue</b>	<b>(1,460,275)</b>	<b>(1,392,026)</b>	<b>(1,288,071)</b>	<b>172,204</b>
18			A_B6000 Salaries, Wages & Benefits	8,697,553	5,993,473	8,153,796	(543,757)
19			A_B6200 Services & Fees	333,789	86,758	135,984	(197,805)
20			A_B6300 Travel	273,222	144,140	343,285	70,063
21			A_B6400 Supplies	254,335	194,151	262,776	8,441
22			A_B6450 Utilities	1,500	999	1,725	225
23			A_B6500 Repairs & Maintenance	3,700	113,064	4,000	300
24			A_B6550 Rentals & Leases	3,691	826	3,591	(100)
25			A_B6575 Interest Expense	-	-	-	-
26			A_B6600 Claims & Judgements	-	-	-	-
27			A_B6650 Other Expense	87,575	32,893	112,299	24,724
28			A_B6700 Subcontracts	-	184	200	200
29			A_B6900 Depreciation & Amortization	-	-	-	-
30			A_B7000 Capital Expense	-	848	1,000	1,000
31			A_B7200 Discontinued Operations	-	-	-	-
32			A_B7500 Other Non Operating Expenses	-	-	(16,500)	(16,500)
33			A_B7600 Internal Allocations & Sales	(241,103)	72,654	(69,386)	171,717
34			A_B7700 Funding Tranfers	(934,346)	-	(300,000)	634,346
35			<b>Total Expenses Expenses</b>	<b>8,479,915</b>	<b>6,639,990</b>	<b>8,632,770</b>	<b>152,855</b>
36			<b>Statement of Activities Net Result</b>	<b>7,019,640</b>	<b>5,247,964</b>	<b>7,344,699</b>	<b>325,059</b>
37		FC_B20 Designated Op	A_B4000 Tuition & Educational Fees	(125,020)	(68,955)	(190,516)	(65,496)
38			A_B4100 Sales of Goods & Services	-	-	(800)	(800)
39			A_B4300 Grants & Contracts	-	-	-	-
40			A_43501 Federal Appropriations	-	-	-	-
41			A_B4400 Other Operating Revenue	(2,070)	(150)	(91,750)	(89,680)
42			A_B5000 Non Operating Revenues	-	-	-	-
43	A_B5100 Appropriations		-	-	-	-	
44	A_B5300 Gifts		-	-	-	-	
45	A_B5500 Investment Income		-	-	-	-	
46	A_B5600 Other Non Operating Revenues		-	-	-	-	
47			<b>Total Revenue Revenue</b>	<b>(127,090)</b>	<b>(69,105)</b>	<b>(283,066)</b>	<b>(155,976)</b>
48			A_B6000 Salaries, Wages & Benefits	-	-	53,432	53,432
49			A_B6200 Services & Fees	16,820	500	133,190	116,370
50			A_B6300 Travel	1,585	821	30,871	29,286
51			A_B6400 Supplies	44,953	70,759	96,786	51,833
52			A_B6450 Utilities	-	-	-	-
53			A_B6500 Repairs & Maintenance	7,500	-	-	(7,500)
54			A_B6550 Rentals & Leases	125	-	-	(125)
55			A_B6575 Interest Expense	-	-	-	-
56			A_B6600 Claims & Judgements	-	-	-	-
57			A_B6650 Other Expense	66,255	133	6,000	(60,255)
58			A_B6700 Subcontracts	-	-	-	-
59			A_B6900 Depreciation & Amortization	-	-	-	-
60			A_B7000 Capital Expense	-	-	-	-
61			A_B7200 Discontinued Operations	-	-	-	-
62			A_B7500 Other Non Operating Expenses	-	-	-	-
63			A_B7600 Internal Allocations & Sales	-	47	166,164	166,164
64			A_B7700 Funding Tranfers	(14,074)	-	(210,250)	(196,176)
65			<b>Total Expenses Expenses</b>	<b>123,165</b>	<b>72,260</b>	<b>276,193</b>	<b>153,028</b>
66			<b>Statement of Activities Net Result</b>	<b>(3,925)</b>	<b>3,155</b>	<b>(6,873)</b>	<b>(2,948)</b>


	A	B	C	D	E	F
1						
2	O_C1500: College of Education Subdivision					
3	Board of Trustees Report					
4	O_C1500: College of Education Subdivision					
5				FY18	FY19	
6	<b>Fund Class - Source</b>	<b>Summary Level Natural Accounts</b>	<b>Budget</b>	<b>Actual through March</b>	<b>Budget</b>	<b>Variance FY18 Budget to FY19 Budget</b>
67		A_B4000 Tuition & Educational Fees	-	164,706	57,074	57,074
68		A_B4100 Sales of Goods & Services	-	-	-	-
69		A_B4300 Grants & Contracts	-	-	-	-
70		A_43501 Federal Appropriations	-	-	-	-
71		A_B4400 Other Operating Revenue	-	-	-	-
72		A_B5000 Non Operating Revenues	-	-	-	-
73		A_B5100 Appropriations	-	(525,576)	-	-
74		A_B5300 Gifts	-	(1,059,360)	(3,621,955)	(3,621,955)
75		A_B5500 Investment Income	-	-	-	-
76		A_B5600 Other Non Operating Revenues	-	-	-	-
77		<b>Total Revenue Revenue</b>	-	<b>(1,420,230)</b>	<b>(3,564,881)</b>	<b>(3,564,881)</b>
78		A_B6000 Salaries, Wages & Benefits	-	1,153,948	1,868,198	1,868,198
79		A_B6200 Services & Fees	-	136,794	741,880	741,880
80		A_B6300 Travel	-	123,162	572,867	572,867
81	FC_B30 Restr	A_B6400 Supplies	-	48,257	206,100	206,100
82	Expendable Op	A_B6450 Utilities	-	-	-	-
83		A_B6500 Repairs & Maintenance	-	-	-	-
84		A_B6550 Rentals & Leases	-	1,697	26,500	26,500
85		A_B6575 Interest Expense	-	-	-	-
86		A_B6600 Claims & Judgements	-	-	-	-
87		A_B6650 Other Expense	-	81,635	121,250	121,250
88		A_B6700 Subcontracts	-	-	-	-
89		A_B6900 Depreciation & Amortization	-	-	-	-
90		A_B7000 Capital Expense	-	-	-	-
91		A_B7200 Discontinued Operations	-	-	-	-
92		A_B7500 Other Non Operating Expenses	-	-	-	-
93		A_B7600 Internal Allocations & Sales	-	42,539	28,086	28,086
94		A_B7700 Funding Tranfers	-	-	-	-
95		<b>Total Expenses Expenses</b>	-	<b>1,588,032</b>	<b>3,564,881</b>	<b>3,564,881</b>
96		<b>Statement of Activities Net Result</b>	-	<b>167,802</b>	-	-
97		A_B4000 Tuition & Educational Fees	-	-	-	-
98		A_B4100 Sales of Goods & Services	-	-	-	-
99		A_B4300 Grants & Contracts	-	-	-	-
100		A_43501 Federal Appropriations	-	-	-	-
101		A_B4400 Other Operating Revenue	-	-	-	-
102		A_B5000 Non Operating Revenues	-	-	-	-
103		A_B5100 Appropriations	-	-	-	-
104		A_B5300 Gifts	-	-	-	-
105		A_B5500 Investment Income	-	-	-	-
106		A_B5600 Other Non Operating Revenues	-	-	-	-
107		<b>Total Revenue Revenue</b>	-	-	-	-
108		A_B6000 Salaries, Wages & Benefits	-	-	-	-
109		A_B6200 Services & Fees	-	-	-	-
110		A_B6300 Travel	-	-	-	-
111	FC_B35 Restr	A_B6400 Supplies	-	-	-	-
112	Expendable Non Op	A_B6450 Utilities	-	-	-	-
113		A_B6500 Repairs & Maintenance	-	-	-	-
114		A_B6550 Rentals & Leases	-	-	-	-
115		A_B6575 Interest Expense	-	-	-	-
116		A_B6600 Claims & Judgements	-	-	-	-
117		A_B6650 Other Expense	-	-	-	-
118		A_B6700 Subcontracts	-	-	-	-
119		A_B6900 Depreciation & Amortization	-	-	-	-
120		A_B7000 Capital Expense	-	-	-	-
121		A_B7200 Discontinued Operations	-	-	-	-
122		A_B7500 Other Non Operating Expenses	-	-	-	-
123		A_B7600 Internal Allocations & Sales	-	-	-	-
124		A_B7700 Funding Tranfers	-	-	-	-
125		<b>Total Expenses Expenses</b>	-	-	-	-
126		<b>Statement of Activities Net Result</b>	-	-	-	-


	A	B	C	D	E	F
1						
2	O_C1500: College of Education Subdivision					
3	Board of Trustees Report					
4	O_C1500: College of Education Subdivision					
5				FY18	FY19	
6	<b>Fund Class - Source</b>	<b>Summary Level Natural Accounts</b>	<b>Budget</b>	<b>Actual through March</b>	<b>Budget</b>	<b>Variance FY18 Budget to FY19 Budget</b>
127		A_B4000 Tuition & Educational Fees	-	-	22,759	22,759
128		A_B4100 Sales of Goods & Services	-	-	-	-
129		A_B4300 Grants & Contracts	-	(707,754)	(855,332)	(855,332)
130		A_43501 Federal Appropriations	-	-	-	-
131		A_B4400 Other Operating Revenue	-	-	-	-
132		A_B5000 Non Operating Revenues	-	-	-	-
133		A_B5100 Appropriations	-	-	-	-
134		A_B5300 Gifts	-	-	-	-
135		A_B5500 Investment Income	-	-	-	-
136		A_B5600 Other Non Operating Revenues	-	(43,734)	214,715	214,715
137		<b>Total Revenue Revenue</b>	-	(751,488)	(617,858)	(617,858)
138		A_B6000 Salaries, Wages & Benefits	-	80,419	554,116	554,116
139		A_B6200 Services & Fees	-	42,023	(48,187)	(48,187)
140		A_B6300 Travel	-	21,272	31,216	31,216
141	FC_B40 Restr	A_B6400 Supplies	-	32,346	99,096	99,096
142	Grants	A_B6450 Utilities	-	-	-	-
143		A_B6500 Repairs & Maintenance	-	-	-	-
144		A_B6550 Rentals & Leases	-	-	58,221	58,221
145		A_B6575 Interest Expense	-	-	-	-
146		A_B6600 Claims & Judgements	-	-	-	-
147		A_B6650 Other Expense	-	350,736	268	268
148		A_B6700 Subcontracts	-	83,500	(620)	(620)
149		A_B6900 Depreciation & Amortization	-	-	-	-
150		A_B7000 Capital Expense	-	-	-	-
151		A_B7200 Discontinued Operations	-	-	-	-
152		A_B7500 Other Non Operating Expenses	-	-	16,930	16,930
153		A_B7600 Internal Allocations & Sales	-	-	-	-
154		A_B7700 Funding Tranfers	-	-	-	-
155		<b>Total Expenses Expenses</b>	-	610,297	711,040	711,040
156		<b>Statement of Activities Net Result</b>	-	(141,191)	93,182	93,182
157		A_B4000 Tuition & Educational Fees	-	-	-	-
158		A_B4100 Sales of Goods & Services	-	-	-	-
159		A_B4300 Grants & Contracts	-	-	-	-
160		A_43501 Federal Appropriations	-	-	-	-
161		A_B4400 Other Operating Revenue	-	-	-	-
162		A_B5000 Non Operating Revenues	-	-	-	-
163		A_B5100 Appropriations	-	-	-	-
164		A_B5300 Gifts	-	-	-	-
165		A_B5500 Investment Income	-	-	-	-
166		A_B5600 Other Non Operating Revenues	-	-	-	-
167		<b>Total Revenue Revenue</b>	-	-	-	-
168		A_B6000 Salaries, Wages & Benefits	-	-	-	-
169		A_B6200 Services & Fees	-	-	-	-
170		A_B6300 Travel	-	-	-	-
171	FC_B45 Restr	A_B6400 Supplies	-	-	-	-
172	Govt Funds	A_B6450 Utilities	-	-	-	-
173		A_B6500 Repairs & Maintenance	-	-	-	-
174		A_B6550 Rentals & Leases	-	-	-	-
175		A_B6575 Interest Expense	-	-	-	-
176		A_B6600 Claims & Judgements	-	-	-	-
177		A_B6650 Other Expense	-	-	-	-
178		A_B6700 Subcontracts	-	-	-	-
179		A_B6900 Depreciation & Amortization	-	-	-	-
180		A_B7000 Capital Expense	-	-	-	-
181		A_B7200 Discontinued Operations	-	-	-	-
182		A_B7500 Other Non Operating Expenses	-	-	-	-
183		A_B7600 Internal Allocations & Sales	-	-	-	-
184		A_B7700 Funding Tranfers	-	-	-	-
185		<b>Total Expenses Expenses</b>	-	-	-	-
186		<b>Statement of Activities Net Result</b>	-	-	-	-







	A	B	C	D	E	F	
1							
2	O_C1600: College of Engineering & Applied Science General Subdivision						
3	Board of Trustees Report						
4	O_C1600: College of Engineering & Applied Science General Subdivision						
5			FY18		FY19		
6	<b>Fund Class - Source</b>	<b>Summary Level Natural Accounts</b>	<b>Budget</b>	<b>Actual through March</b>	<b>Budget</b>	<b>Variance FY18 Budget to FY19 Budget</b>	
7	FC_105 Unrestricted Operating Class	A_B4000 Tuition & Educational Fees	(330,000)	(510,461)	(204,815)	125,185	
8		A_B4100 Sales of Goods & Services	-	(164,244)	-	-	
9		A_B4300 Grants & Contracts	-	-	-	-	
10		A_43501 Federal Appropriations	-	-	-	-	
11		A_B4400 Other Operating Revenue	(123,000)	(1,752)	-	123,000	
12		A_B5000 Non Operating Revenues	-	-	-	-	
13		A_B5100 Appropriations	-	-	-	-	
14		A_B5300 Gifts	-	-	-	-	
15		A_B5500 Investment Income	-	-	-	-	
16		A_B5600 Other Non Operating Revenues	(146,100)	(242)	-	146,100	
17			<b>Total_Revenue Revenue</b>	<b>(599,100)</b>	<b>(676,698)</b>	<b>(204,815)</b>	<b>394,285</b>
18			A_B6000 Salaries, Wages & Benefits	14,412,361	10,420,951	14,213,063	(199,298)
19			A_B6200 Services & Fees	84,246	22,620	16,400	(67,846)
20			A_B6300 Travel	91,238	132,488	105,510	14,272
21			A_B6400 Supplies	1,202,875	216,978	189,254	(1,013,621)
22			A_B6450 Utilities	2,500	150	-	(2,500)
23			A_B6500 Repairs & Maintenance	32,280	3,829	500	(31,780)
24			A_B6550 Rentals & Leases	4,250	2,812	7,510	3,260
25			A_B6575 Interest Expense	-	-	-	-
26			A_B6600 Claims & Judgements	-	-	-	-
27			A_B6650 Other Expense	32,321	71,990	57,665	25,344
28			A_B6700 Subcontracts	-	748	-	-
29			A_B6900 Depreciation & Amortization	-	112,752	-	-
30			A_B7000 Capital Expense	-	-	-	-
31			A_B7200 Discontinued Operations	-	-	-	-
32			A_B7500 Other Non Operating Expenses	1,100	(10,439)	(30,250)	(31,350)
33			A_B7600 Internal Allocations & Sales	(572,104)	36,072	(536,954)	35,150
34			A_B7700 Funding Trfers	(63,705)	-	-	63,705
35			<b>Total_Expenses Expenses</b>	<b>15,227,362</b>	<b>11,010,952</b>	<b>14,022,698</b>	<b>(1,204,664)</b>
36			<b>Statement of Activities Net Result</b>	<b>14,628,262</b>	<b>10,334,253</b>	<b>13,817,883</b>	<b>(810,379)</b>
37		FC_B20 Designated Op	A_B4000 Tuition & Educational Fees	436,719	508,279	(263,500)	(700,219)
38			A_B4100 Sales of Goods & Services	-	-	-	-
39			A_B4300 Grants & Contracts	(986,364)	(377)	(530,146)	456,218
40			A_43501 Federal Appropriations	-	-	-	-
41			A_B4400 Other Operating Revenue	(7,000)	-	-	7,000
42			A_B5000 Non Operating Revenues	-	-	-	-
43	A_B5100 Appropriations		(3,797,686)	(3,782,730)	(4,184,718)	(387,032)	
44	A_B5300 Gifts		-	-	-	-	
45	A_B5500 Investment Income		-	-	-	-	
46	A_B5600 Other Non Operating Revenues		(5,000)	-	-	5,000	
47			<b>Total_Revenue Revenue</b>	<b>(4,359,331)</b>	<b>(3,274,828)</b>	<b>(4,978,364)</b>	<b>(619,033)</b>
48			A_B6000 Salaries, Wages & Benefits	2,987,184	2,066,880	2,532,475	(454,709)
49			A_B6200 Services & Fees	89,110	225,789	9,000	(80,110)
50			A_B6300 Travel	57,450	60,804	132,430	74,980
51			A_B6400 Supplies	414,485	283,744	1,176,096	761,611
52			A_B6450 Utilities	-	337	-	-
53			A_B6500 Repairs & Maintenance	49,200	3,122	40,700	(8,500)
54			A_B6550 Rentals & Leases	4,355	432	5,000	645
55			A_B6575 Interest Expense	-	-	-	-
56			A_B6600 Claims & Judgements	-	-	-	-
57			A_B6650 Other Expense	942,027	71,931	834,683	(107,344)
58			A_B6700 Subcontracts	-	-	163,200	163,200
59			A_B6900 Depreciation & Amortization	-	789	-	-
60			A_B7000 Capital Expense	-	-	450,000	450,000
61			A_B7200 Discontinued Operations	-	-	-	-
62			A_B7500 Other Non Operating Expenses	-	-	-	-
63			A_B7600 Internal Allocations & Sales	0	(41,879)	(383,754)	(383,754)
64			A_B7700 Funding Trfers	(184,481)	-	(116,738)	67,743
65			<b>Total_Expenses Expenses</b>	<b>4,359,330</b>	<b>2,671,949</b>	<b>4,843,092</b>	<b>483,762</b>
66			<b>Statement of Activities Net Result</b>	<b>(1)</b>	<b>(602,879)</b>	<b>(135,272)</b>	<b>(135,271)</b>


	A	B	C	D	E	F
1						
2	O_C1600: College of Engineering & Applied Science General Subdivision					
3	Board of Trustees Report					
4	O_C1600: College of Engineering & Applied Science General Subdivision					
5				FY18	FY19	
6	<b>Fund Class - Source</b>	<b>Summary Level Natural Accounts</b>	<b>Budget</b>	<b>Actual through March</b>	<b>Budget</b>	<b>Variance FY18 Budget to FY19 Budget</b>
67		A_B4000 Tuition & Educational Fees	-	71,068	144,006	144,006
68		A_B4100 Sales of Goods & Services	-	-	-	-
69		A_B4300 Grants & Contracts	-	-	-	-
70		A_43501 Federal Appropriations	-	-	-	-
71		A_B4400 Other Operating Revenue	-	-	-	-
72		A_B5000 Non Operating Revenues	-	-	-	-
73		A_B5100 Appropriations	-	(201,456)	-	-
74		A_B5300 Gifts	-	(523,720)	(1,713,636)	(1,713,636)
75		A_B5500 Investment Income	-	-	-	-
76		A_B5600 Other Non Operating Revenues	-	-	-	-
77		<b>Total Revenue Revenue</b>	-	(654,108)	(1,569,630)	(1,569,630)
78		A_B6000 Salaries, Wages & Benefits	-	396,669	725,139	725,139
79		A_B6200 Services & Fees	-	5,291	111,700	111,700
80		A_B6300 Travel	-	115,812	264,621	264,621
81	FC_B30 Restr	A_B6400 Supplies	-	67,642	360,720	360,720
82	Expendable Op	A_B6450 Utilities	-	9	-	-
83		A_B6500 Repairs & Maintenance	-	23	-	-
84		A_B6550 Rentals & Leases	-	-	-	-
85		A_B6575 Interest Expense	-	-	-	-
86		A_B6600 Claims & Judgements	-	-	-	-
87		A_B6650 Other Expense	-	29,345	26,750	26,750
88		A_B6700 Subcontracts	-	-	-	-
89		A_B6900 Depreciation & Amortization	-	652	-	-
90		A_B7000 Capital Expense	-	6,447	-	-
91		A_B7200 Discontinued Operations	-	-	-	-
92		A_B7500 Other Non Operating Expenses	-	-	-	-
93		A_B7600 Internal Allocations & Sales	-	47,674	80,700	80,700
94		A_B7700 Funding Tranfers	-	-	-	-
95		<b>Total Expenses Expenses</b>	-	669,565	1,569,630	1,569,630
96		<b>Statement of Activities Net Result</b>	-	15,457	-	-
97		A_B4000 Tuition & Educational Fees	-	-	-	-
98		A_B4100 Sales of Goods & Services	-	-	-	-
99		A_B4300 Grants & Contracts	-	-	-	-
100		A_43501 Federal Appropriations	-	-	-	-
101		A_B4400 Other Operating Revenue	-	-	-	-
102		A_B5000 Non Operating Revenues	-	-	-	-
103		A_B5100 Appropriations	-	-	-	-
104		A_B5300 Gifts	-	-	-	-
105		A_B5500 Investment Income	-	-	-	-
106		A_B5600 Other Non Operating Revenues	-	-	-	-
107		<b>Total Revenue Revenue</b>	-	-	-	-
108		A_B6000 Salaries, Wages & Benefits	-	-	-	-
109		A_B6200 Services & Fees	-	-	-	-
110		A_B6300 Travel	-	-	-	-
111	FC_B35 Restr	A_B6400 Supplies	-	-	-	-
112	Expendable Non Op	A_B6450 Utilities	-	-	-	-
113		A_B6500 Repairs & Maintenance	-	12,701	-	-
114		A_B6550 Rentals & Leases	-	-	-	-
115		A_B6575 Interest Expense	-	-	-	-
116		A_B6600 Claims & Judgements	-	-	-	-
117		A_B6650 Other Expense	-	-	-	-
118		A_B6700 Subcontracts	-	-	-	-
119		A_B6900 Depreciation & Amortization	-	-	-	-
120		A_B7000 Capital Expense	-	-	-	-
121		A_B7200 Discontinued Operations	-	-	-	-
122		A_B7500 Other Non Operating Expenses	-	-	-	-
123		A_B7600 Internal Allocations & Sales	-	29,779	-	-
124		A_B7700 Funding Tranfers	-	-	-	-
125		<b>Total Expenses Expenses</b>	-	42,480	-	-
126		<b>Statement of Activities Net Result</b>	-	42,480	-	-

	A	B	C	D	E	F
1						
2	O_C1600: College of Engineering & Applied Science General Subdivision					
3	Board of Trustees Report					
4	O_C1600: College of Engineering & Applied Science General Subdivision					
5				FY18	FY19	
6	<b>Fund Class - Source</b>	<b>Summary Level Natural Accounts</b>	<b>Budget</b>	<b>Actual through March</b>	<b>Budget</b>	<b>Variance FY18 Budget to FY19 Budget</b>
127		A_B4000 Tuition & Educational Fees	-	-	151,523	151,523
128		A_B4100 Sales of Goods & Services	-	-	-	-
129		A_B4300 Grants & Contracts	-	(10,027,939)	(12,958,525)	(12,958,525)
130		A_43501 Federal Appropriations	-	-	-	-
131		A_B4400 Other Operating Revenue	-	-	-	-
132		A_B5000 Non Operating Revenues	-	-	-	-
133		A_B5100 Appropriations	-	-	-	-
134		A_B5300 Gifts	-	-	-	-
135		A_B5500 Investment Income	-	-	-	-
136		A_B5600 Other Non Operating Revenues	-	(1,603,931)	2,530,140	2,530,140
137		Total_Revenue Revenue	-	(11,631,870)	(10,276,862)	(10,276,862)
138		A_B6000 Salaries, Wages & Benefits	-	3,862,857	5,336,708	5,336,708
139		A_B6200 Services & Fees	-	269,107	803,109	803,109
140		A_B6300 Travel	-	294,046	507,391	507,391
141	FC_B40 Restr	A_B6400 Supplies	-	354,068	2,088,837	2,088,837
142	Grants	A_B6450 Utilities	-	1,675	-	-
143		A_B6500 Repairs & Maintenance	-	21,118	-	-
144		A_B6550 Rentals & Leases	-	3,932	415,753	415,753
145		A_B6575 Interest Expense	-	-	-	-
146		A_B6600 Claims & Judgements	-	-	-	-
147		A_B6650 Other Expense	-	2,140,848	81,048	81,048
148		A_B6700 Subcontracts	-	280,688	1,563	1,563
149		A_B6900 Depreciation & Amortization	-	12,363	-	-
150		A_B7000 Capital Expense	-	5,758	-	-
151		A_B7200 Discontinued Operations	-	-	-	-
152		A_B7500 Other Non Operating Expenses	-	11,885	318,551	318,551
153		A_B7600 Internal Allocations & Sales	-	-	-	-
154		A_B7700 Funding Tranfers	-	-	-	-
155		Total_Expenses Expenses	-	7,258,344	9,552,961	9,552,961
156		Statement of Activities Net Result	-	(4,373,526)	(723,900)	(723,900)
157		A_B4000 Tuition & Educational Fees	-	-	-	-
158		A_B4100 Sales of Goods & Services	-	-	-	-
159		A_B4300 Grants & Contracts	-	-	-	-
160		A_43501 Federal Appropriations	-	-	-	-
161		A_B4400 Other Operating Revenue	-	-	-	-
162		A_B5000 Non Operating Revenues	-	-	-	-
163		A_B5100 Appropriations	-	-	-	-
164		A_B5300 Gifts	-	-	-	-
165		A_B5500 Investment Income	-	-	-	-
166		A_B5600 Other Non Operating Revenues	-	-	-	-
167		Total_Revenue Revenue	-	-	-	-
168		A_B6000 Salaries, Wages & Benefits	-	-	-	-
169		A_B6200 Services & Fees	-	-	-	-
170		A_B6300 Travel	-	-	-	-
171	FC_B45 Restr	A_B6400 Supplies	-	-	-	-
172	Govt Funds	A_B6450 Utilities	-	-	-	-
173		A_B6500 Repairs & Maintenance	-	-	-	-
174		A_B6550 Rentals & Leases	-	-	-	-
175		A_B6575 Interest Expense	-	-	-	-
176		A_B6600 Claims & Judgements	-	-	-	-
177		A_B6650 Other Expense	-	-	-	-
178		A_B6700 Subcontracts	-	-	-	-
179		A_B6900 Depreciation & Amortization	-	-	-	-
180		A_B7000 Capital Expense	-	-	-	-
181		A_B7200 Discontinued Operations	-	-	-	-
182		A_B7500 Other Non Operating Expenses	-	-	-	-
183		A_B7600 Internal Allocations & Sales	-	-	-	-
184		A_B7700 Funding Tranfers	-	-	-	-
185		Total_Expenses Expenses	-	-	-	-
186		Statement of Activities Net Result	-	-	-	-




	A	B	C	D	E	F	
1							
2	O_C1700: College of Health Sciences Subdivision						
3	Board of Trustees Report						
4	O_C1700: College of Health Sciences Subdivision						
5			FY18		FY19		
6	<b>Fund Class - Source</b>	<b>Summary Level Natural Accounts</b>	<b>Budget</b>	<b>Actual through March</b>	<b>Budget</b>	<b>Variance FY18 Budget to FY19 Budget</b>	
7	FC_105 Unrestricted Operating Class	A_B4000 Tuition & Educational Fees	(3,211,401)	(3,160,782)	(3,912,941)	(701,540)	
8		A_B4100 Sales of Goods & Services	(97,775)	323,809	433,305	531,080	
9		A_B4300 Grants & Contracts	(19,105)	-	-	19,105	
10		A_43501 Federal Appropriations	-	-	-	-	
11		A_B4400 Other Operating Revenue	(1,003,039)	(603,145)	(527,628)	475,411	
12		A_B5000 Non Operating Revenues	-	-	-	-	
13		A_B5100 Appropriations	-	-	-	-	
14		A_B5300 Gifts	-	-	-	-	
15		A_B5500 Investment Income	-	-	-	-	
16		A_B5600 Other Non Operating Revenues	(75)	-	-	75	
17			<b>Total_Revenue Revenue</b>	<b>(4,331,395)</b>	<b>(3,440,118)</b>	<b>(4,007,264)</b>	<b>324,131</b>
18			A_B6000 Salaries, Wages & Benefits	13,741,128	9,478,175	14,049,237	308,109
19			A_B6200 Services & Fees	423,726	205,095	270,930	(152,796)
20			A_B6300 Travel	348,185	187,071	334,525	(13,660)
21			A_B6400 Supplies	1,178,238	237,569	735,523	(442,715)
22			A_B6450 Utilities	500	773	22,128	21,628
23			A_B6500 Repairs & Maintenance	2,300	4,099	46,812	44,512
24			A_B6550 Rentals & Leases	3,558	26,851	15,921	12,363
25			A_B6575 Interest Expense	-	-	-	-
26			A_B6600 Claims & Judgements	-	-	-	-
27			A_B6650 Other Expense	139,511	102,267	240,459	100,948
28			A_B6700 Subcontracts	-	1,710	2,717	2,717
29			A_B6900 Depreciation & Amortization	-	-	-	-
30			A_B7000 Capital Expense	-	-	-	-
31			A_B7200 Discontinued Operations	-	-	-	-
32			A_B7500 Other Non Operating Expenses	-	(4,020)	(60,500)	(60,500)
33			A_B7600 Internal Allocations & Sales	(306,005)	146,267	(486,166)	(180,161)
34			A_B7700 Funding Tranfers	(778,876)	-	2,500	781,376
35			<b>Total_Expenses Expenses</b>	<b>14,752,264</b>	<b>10,385,857</b>	<b>15,174,087</b>	<b>421,823</b>
36			<b>Statement of Activities Net Result</b>	<b>10,420,869</b>	<b>6,945,739</b>	<b>11,166,823</b>	<b>745,954</b>
37		FC_B20 Designated Op	A_B4000 Tuition & Educational Fees	(213,377)	(30,297)	(227,683)	(14,306)
38			A_B4100 Sales of Goods & Services	(7,700)	(182,188)	(380,000)	(372,300)
39			A_B4300 Grants & Contracts	(99,441)	(24,997)	(181,000)	(81,559)
40			A_43501 Federal Appropriations	-	-	-	-
41			A_B4400 Other Operating Revenue	170,000	(24,043)	(20,050)	(190,050)
42			A_B5000 Non Operating Revenues	-	-	-	-
43	A_B5100 Appropriations		-	-	-	-	
44	A_B5300 Gifts		-	-	-	-	
45	A_B5500 Investment Income		-	-	-	-	
46	A_B5600 Other Non Operating Revenues		(438,440)	-	-	438,440	
47			<b>Total_Revenue Revenue</b>	<b>(588,958)</b>	<b>(261,525)</b>	<b>(808,733)</b>	<b>(219,775)</b>
48			A_B6000 Salaries, Wages & Benefits	381,783	137,508	268,115	(113,668)
49			A_B6200 Services & Fees	66,255	55,578	55,530	(10,725)
50			A_B6300 Travel	95,768	37,667	106,468	10,700
51			A_B6400 Supplies	475,248	178,146	361,584	(113,664)
52			A_B6450 Utilities	-	-	-	-
53			A_B6500 Repairs & Maintenance	2,000	26,152	19,187	17,187
54			A_B6550 Rentals & Leases	1,850	780	1,100	(750)
55			A_B6575 Interest Expense	-	-	-	-
56			A_B6600 Claims & Judgements	-	-	-	-
57			A_B6650 Other Expense	20,700	37,943	406,683	385,983
58			A_B6700 Subcontracts	30,000	955	-	(30,000)
59			A_B6900 Depreciation & Amortization	-	-	-	-
60			A_B7000 Capital Expense	-	-	-	-
61			A_B7200 Discontinued Operations	-	-	-	-
62			A_B7500 Other Non Operating Expenses	-	1,685	-	-
63			A_B7600 Internal Allocations & Sales	-	11,024	25,530	25,530
64			A_B7700 Funding Tranfers	(484,646)	-	(443,987)	40,659
65			<b>Total_Expenses Expenses</b>	<b>588,958</b>	<b>487,438</b>	<b>800,210</b>	<b>211,252</b>
66			<b>Statement of Activities Net Result</b>	<b>-</b>	<b>225,913</b>	<b>(8,523)</b>	<b>(8,523)</b>


	A	B	C	D	E	F
1						
2	O_C1700: College of Health Sciences Subdivision					
3	Board of Trustees Report					
4	O_C1700: College of Health Sciences Subdivision					
5				FY18	FY19	
6	<b>Fund Class - Source</b>	<b>Summary Level Natural Accounts</b>	<b>Budget</b>	<b>Actual through March</b>	<b>Budget</b>	<b>Variance FY18 Budget to FY19 Budget</b>
67		A_B4000 Tuition & Educational Fees	-	104,080	80,896	80,896
68		A_B4100 Sales of Goods & Services	-	-	-	-
69		A_B4300 Grants & Contracts	-	-	-	-
70		A_43501 Federal Appropriations	-	-	-	-
71		A_B4400 Other Operating Revenue	-	-	-	-
72		A_B5000 Non Operating Revenues	-	-	-	-
73		A_B5100 Appropriations	-	(173,835)	-	-
74		A_B5300 Gifts	-	(322,096)	(1,401,926)	(1,401,926)
75		A_B5500 Investment Income	-	-	-	-
76		A_B5600 Other Non Operating Revenues	-	-	-	-
77		Total_Revenue Revenue	-	(391,851)	(1,321,030)	(1,321,030)
78		A_B6000 Salaries, Wages & Benefits	-	367,109	471,775	471,775
79		A_B6200 Services & Fees	-	27,877	159,906	159,906
80		A_B6300 Travel	-	36,002	103,767	103,767
81	FC_B30 Restr	A_B6400 Supplies	-	15,965	36,172	36,172
82	Expendable Op	A_B6450 Utilities	-	-	-	-
83		A_B6500 Repairs & Maintenance	-	-	-	-
84		A_B6550 Rentals & Leases	-	68	1,675	1,675
85		A_B6575 Interest Expense	-	-	-	-
86		A_B6600 Claims & Judgements	-	-	-	-
87		A_B6650 Other Expense	-	8,701	187,735	187,735
88		A_B6700 Subcontracts	-	-	-	-
89		A_B6900 Depreciation & Amortization	-	-	-	-
90		A_B7000 Capital Expense	-	366	360,000	360,000
91		A_B7200 Discontinued Operations	-	-	-	-
92		A_B7500 Other Non Operating Expenses	-	-	-	-
93		A_B7600 Internal Allocations & Sales	-	5,181	-	-
94		A_B7700 Funding Tranfers	-	-	-	-
95		Total_Expenses Expenses	-	461,269	1,321,030	1,321,030
96		Statement of Activities Net Result	-	69,418	-	-
97		A_B4000 Tuition & Educational Fees	-	-	-	-
98		A_B4100 Sales of Goods & Services	-	-	-	-
99		A_B4300 Grants & Contracts	-	-	-	-
100		A_43501 Federal Appropriations	-	-	-	-
101		A_B4400 Other Operating Revenue	-	-	-	-
102		A_B5000 Non Operating Revenues	-	-	-	-
103		A_B5100 Appropriations	-	-	-	-
104		A_B5300 Gifts	-	-	-	-
105		A_B5500 Investment Income	-	-	-	-
106		A_B5600 Other Non Operating Revenues	-	-	-	-
107		Total_Revenue Revenue	-	-	-	-
108		A_B6000 Salaries, Wages & Benefits	-	-	-	-
109		A_B6200 Services & Fees	-	-	-	-
110		A_B6300 Travel	-	-	-	-
111	FC_B35 Restr	A_B6400 Supplies	-	-	-	-
112	Expendable Non Op	A_B6450 Utilities	-	-	-	-
113		A_B6500 Repairs & Maintenance	-	-	-	-
114		A_B6550 Rentals & Leases	-	-	-	-
115		A_B6575 Interest Expense	-	-	-	-
116		A_B6600 Claims & Judgements	-	-	-	-
117		A_B6650 Other Expense	-	-	-	-
118		A_B6700 Subcontracts	-	-	-	-
119		A_B6900 Depreciation & Amortization	-	-	-	-
120		A_B7000 Capital Expense	-	-	-	-
121		A_B7200 Discontinued Operations	-	-	-	-
122		A_B7500 Other Non Operating Expenses	-	-	-	-
123		A_B7600 Internal Allocations & Sales	-	-	-	-
124		A_B7700 Funding Tranfers	-	-	-	-
125		Total_Expenses Expenses	-	-	-	-
126		Statement of Activities Net Result	-	-	-	-


	A	B	C	D	E	F
1						
2	O_C1700: College of Health Sciences Subdivision					
3	Board of Trustees Report					
4	O_C1700: College of Health Sciences Subdivision					
5				FY18	FY19	
6	<b>Fund Class - Source</b>	<b>Summary Level Natural Accounts</b>	<b>Budget</b>	<b>Actual through March</b>	<b>Budget</b>	<b>Variance FY18 Budget to FY19 Budget</b>
127		A_B4000 Tuition & Educational Fees	-	-	111,852	111,852
128		A_B4100 Sales of Goods & Services	-	-	-	-
129		A_B4300 Grants & Contracts	-	(5,913,775)	(9,083,502)	(9,083,502)
130		A_43501 Federal Appropriations	-	-	-	-
131		A_B4400 Other Operating Revenue	-	-	-	-
132		A_B5000 Non Operating Revenues	-	-	-	-
133		A_B5100 Appropriations	-	-	-	-
134		A_B5300 Gifts	-	-	-	-
135		A_B5500 Investment Income	-	-	-	-
136		A_B5600 Other Non Operating Revenues	-	(541,712)	1,530,084	1,530,084
137		Total_Revenue Revenue	-	(6,455,487)	(7,441,566)	(7,441,566)
138		A_B6000 Salaries, Wages & Benefits	-	2,062,805	2,848,020	2,848,020
139		A_B6200 Services & Fees	-	528,183	909,383	909,383
140		A_B6300 Travel	-	150,744	637,840	637,840
141	FC_B40 Restr	A_B6400 Supplies	-	213,805	908,310	908,310
142	Grants	A_B6450 Utilities	-	8	-	-
143		A_B6500 Repairs & Maintenance	-	685	-	-
144		A_B6550 Rentals & Leases	-	7,462	439,499	439,499
145		A_B6575 Interest Expense	-	-	-	-
146		A_B6600 Claims & Judgements	-	-	-	-
147		A_B6650 Other Expense	-	658,888	37,065	37,065
148		A_B6700 Subcontracts	-	566,106	(1,541)	(1,541)
149		A_B6900 Depreciation & Amortization	-	1,604	-	-
150		A_B7000 Capital Expense	-	3,188	-	-
151		A_B7200 Discontinued Operations	-	-	-	-
152		A_B7500 Other Non Operating Expenses	-	55	52,448	52,448
153		A_B7600 Internal Allocations & Sales	-	-	-	-
154		A_B7700 Funding Tranfers	-	-	-	-
155		Total_Expenses Expenses	-	4,193,535	5,831,025	5,831,025
156		Statement of Activities Net Result	-	(2,261,952)	(1,610,542)	(1,610,542)
157		A_B4000 Tuition & Educational Fees	-	-	-	-
158		A_B4100 Sales of Goods & Services	-	-	-	-
159		A_B4300 Grants & Contracts	-	-	-	-
160		A_43501 Federal Appropriations	-	-	-	-
161		A_B4400 Other Operating Revenue	-	-	-	-
162		A_B5000 Non Operating Revenues	-	-	-	-
163		A_B5100 Appropriations	-	-	-	-
164		A_B5300 Gifts	-	-	-	-
165		A_B5500 Investment Income	-	-	-	-
166		A_B5600 Other Non Operating Revenues	-	-	-	-
167		Total_Revenue Revenue	-	-	-	-
168		A_B6000 Salaries, Wages & Benefits	-	-	-	-
169		A_B6200 Services & Fees	-	-	-	-
170		A_B6300 Travel	-	-	-	-
171	FC_B45 Restr	A_B6400 Supplies	-	-	-	-
172	Govt Funds	A_B6450 Utilities	-	-	-	-
173		A_B6500 Repairs & Maintenance	-	-	-	-
174		A_B6550 Rentals & Leases	-	-	-	-
175		A_B6575 Interest Expense	-	-	-	-
176		A_B6600 Claims & Judgements	-	-	-	-
177		A_B6650 Other Expense	-	-	-	-
178		A_B6700 Subcontracts	-	-	-	-
179		A_B6900 Depreciation & Amortization	-	-	-	-
180		A_B7000 Capital Expense	-	-	-	-
181		A_B7200 Discontinued Operations	-	-	-	-
182		A_B7500 Other Non Operating Expenses	-	-	-	-
183		A_B7600 Internal Allocations & Sales	-	-	-	-
184		A_B7700 Funding Tranfers	-	-	-	-
185		Total_Expenses Expenses	-	-	-	-
186		Statement of Activities Net Result	-	-	-	-







	A	B	C	D	E	F	
1							
2	O_C1800: College of Law Subdivision						
3	Board of Trustees Report						
4	O_C1800: College of Law Subdivision						
5			FY18		FY19		
6	<b>Fund Class - Source</b>	<b>Summary Level Natural Accounts</b>	<b>Budget</b>	<b>Actual through March</b>	<b>Budget</b>	<b>Variance FY18 Budget to FY19 Budget</b>	
7	FC_105 Unrestricted Operating Class	A_B4000 Tuition & Educational Fees	(348,785)	(426,799)	(275,417)	73,368	
8		A_B4100 Sales of Goods & Services	-	(76,927)	(58,825)	(58,825)	
9		A_B4300 Grants & Contracts	-	-	-	-	
10		A_43501 Federal Appropriations	-	-	-	-	
11		A_B4400 Other Operating Revenue	-	(196)	-	-	
12		A_B5000 Non Operating Revenues	-	-	-	-	
13		A_B5100 Appropriations	-	-	-	-	
14		A_B5300 Gifts	-	-	-	-	
15		A_B5500 Investment Income	-	-	-	-	
16		A_B5600 Other Non Operating Revenues	(56,396)	-	(8,500)	47,896	
17		Total_Revenue Revenue	(405,181)	(503,922)	(342,742)	62,439	
18		A_B6000 Salaries, Wages & Benefits	5,102,336	3,540,904	5,113,358	11,022	
19		A_B6200 Services & Fees	91,022	61,194	57,750	(33,272)	
20		A_B6300 Travel	88,757	118,487	91,000	2,243	
21		A_B6400 Supplies	863,543	764,709	843,899	(19,644)	
22		A_B6450 Utilities	502	286	1,000	498	
23		A_B6500 Repairs & Maintenance	11,400	14,554	13,500	2,100	
24		A_B6550 Rentals & Leases	2,600	425	2,600	-	
25		A_B6575 Interest Expense	-	-	-	-	
26		A_B6600 Claims & Judgements	-	-	-	-	
27		A_B6650 Other Expense	71,096	48,901	65,350	(5,746)	
28		A_B6700 Subcontracts	-	-	-	-	
29		A_B6900 Depreciation & Amortization	-	-	-	-	
30		A_B7000 Capital Expense	-	-	-	-	
31		A_B7200 Discontinued Operations	-	-	-	-	
32		A_B7500 Other Non Operating Expenses	-	-	(13,750)	(13,750)	
33		A_B7600 Internal Allocations & Sales	(700)	46,650	39,400	40,100	
34		A_B7700 Funding Tranfers	(17,572)	-	-	17,572	
35		Total_Expenses Expenses	6,212,983	4,596,109	6,214,107	1,124	
36		Statement of Activities Net Result	5,807,802	4,092,187	5,871,365	63,562	
37		FC_B20 Designated Op	A_B4000 Tuition & Educational Fees	(11,320)	-	(11,320)	-
38			A_B4100 Sales of Goods & Services	-	-	-	-
39			A_B4300 Grants & Contracts	-	-	-	-
40			A_43501 Federal Appropriations	-	-	-	-
41			A_B4400 Other Operating Revenue	(9,000)	(8,880)	(9,000)	-
42			A_B5000 Non Operating Revenues	-	-	-	-
43	A_B5100 Appropriations		-	-	-	-	
44	A_B5300 Gifts		-	-	-	-	
45	A_B5500 Investment Income		-	-	-	-	
46	A_B5600 Other Non Operating Revenues		-	-	-	-	
47	Total_Revenue Revenue		(20,320)	(8,880)	(20,320)	-	
48	A_B6000 Salaries, Wages & Benefits		-	-	-	-	
49	A_B6200 Services & Fees		10,202	-	9,000	(1,202)	
50	A_B6300 Travel		500	-	-	(500)	
51	A_B6400 Supplies		435	4,937	11,320	10,885	
52	A_B6450 Utilities		-	-	-	-	
53	A_B6500 Repairs & Maintenance		-	-	-	-	
54	A_B6550 Rentals & Leases		-	-	-	-	
55	A_B6575 Interest Expense		-	-	-	-	
56	A_B6600 Claims & Judgements		-	-	-	-	
57	A_B6650 Other Expense		-	-	-	-	
58	A_B6700 Subcontracts		-	-	-	-	
59	A_B6900 Depreciation & Amortization		-	-	-	-	
60	A_B7000 Capital Expense		-	-	-	-	
61	A_B7200 Discontinued Operations		-	-	-	-	
62	A_B7500 Other Non Operating Expenses		-	-	-	-	
63	A_B7600 Internal Allocations & Sales		-	261	-	-	
64	A_B7700 Funding Tranfers		9,183	-	-	(9,183)	
65	Total_Expenses Expenses		20,320	5,198	20,320	-	
66	Statement of Activities Net Result		-	(3,682)	-	-	


	A	B	C	D	E	F
1						
2	O_C1800: College of Law Subdivision					
3	Board of Trustees Report					
4	O_C1800: College of Law Subdivision					
5				FY18	FY19	
6	<b>Fund Class - Source</b>	<b>Summary Level Natural Accounts</b>	<b>Budget</b>	<b>Actual through March</b>	<b>Budget</b>	<b>Variance FY18 Budget to FY19 Budget</b>
67		A_B4000 Tuition & Educational Fees	-	143,760	181,000	181,000
68		A_B4100 Sales of Goods & Services	-	-	-	-
69		A_B4300 Grants & Contracts	-	-	-	-
70		A_43501 Federal Appropriations	-	-	-	-
71		A_B4400 Other Operating Revenue	-	-	-	-
72		A_B5000 Non Operating Revenues	-	-	-	-
73		A_B5100 Appropriations	-	(130,180)	-	-
74		A_B5300 Gifts	-	(491,178)	(1,059,075)	(1,059,075)
75		A_B5500 Investment Income	-	-	-	-
76		A_B5600 Other Non Operating Revenues	-	-	-	-
77		Total_Revenue Revenue	-	(477,599)	(878,075)	(878,075)
78		A_B6000 Salaries, Wages & Benefits	-	548,316	808,375	808,375
79		A_B6200 Services & Fees	-	31,843	10,000	10,000
80		A_B6300 Travel	-	10,181	30,000	30,000
81	FC_B30 Restr	A_B6400 Supplies	-	4,782	4,200	4,200
82	Expendable Op	A_B6450 Utilities	-	-	-	-
83		A_B6500 Repairs & Maintenance	-	-	-	-
84		A_B6550 Rentals & Leases	-	-	-	-
85		A_B6575 Interest Expense	-	-	-	-
86		A_B6600 Claims & Judgements	-	-	-	-
87		A_B6650 Other Expense	-	6	500	500
88		A_B6700 Subcontracts	-	-	-	-
89		A_B6900 Depreciation & Amortization	-	-	-	-
90		A_B7000 Capital Expense	-	-	-	-
91		A_B7200 Discontinued Operations	-	-	-	-
92		A_B7500 Other Non Operating Expenses	-	-	-	-
93		A_B7600 Internal Allocations & Sales	-	16,121	25,000	25,000
94		A_B7700 Funding Tranfers	-	-	-	-
95		Total_Expenses Expenses	-	611,248	878,075	878,075
96		Statement of Activities Net Result	-	133,649	-	-
97		A_B4000 Tuition & Educational Fees	-	-	-	-
98		A_B4100 Sales of Goods & Services	-	-	-	-
99		A_B4300 Grants & Contracts	-	-	-	-
100		A_43501 Federal Appropriations	-	-	-	-
101		A_B4400 Other Operating Revenue	-	-	-	-
102		A_B5000 Non Operating Revenues	-	-	-	-
103		A_B5100 Appropriations	-	-	-	-
104		A_B5300 Gifts	-	-	-	-
105		A_B5500 Investment Income	-	-	-	-
106		A_B5600 Other Non Operating Revenues	-	-	-	-
107		Total_Revenue Revenue	-	-	-	-
108		A_B6000 Salaries, Wages & Benefits	-	-	-	-
109		A_B6200 Services & Fees	-	-	-	-
110		A_B6300 Travel	-	-	-	-
111	FC_B35 Restr	A_B6400 Supplies	-	-	-	-
112	Expendable Non Op	A_B6450 Utilities	-	-	-	-
113		A_B6500 Repairs & Maintenance	-	-	-	-
114		A_B6550 Rentals & Leases	-	-	-	-
115		A_B6575 Interest Expense	-	-	-	-
116		A_B6600 Claims & Judgements	-	-	-	-
117		A_B6650 Other Expense	-	-	-	-
118		A_B6700 Subcontracts	-	-	-	-
119		A_B6900 Depreciation & Amortization	-	-	-	-
120		A_B7000 Capital Expense	-	-	-	-
121		A_B7200 Discontinued Operations	-	-	-	-
122		A_B7500 Other Non Operating Expenses	-	-	-	-
123		A_B7600 Internal Allocations & Sales	-	-	-	-
124		A_B7700 Funding Tranfers	-	-	-	-
125		Total_Expenses Expenses	-	-	-	-
126		Statement of Activities Net Result	-	-	-	-

	A	B	C	D	E	F
1						
2	O_C1800: College of Law Subdivision					
3	Board of Trustees Report					
4	O_C1800: College of Law Subdivision					
5			FY18		FY19	
6	<b>Fund Class - Source</b>	<b>Summary Level Natural Accounts</b>	<b>Budget</b>	<b>Actual through March</b>	<b>Budget</b>	<b>Variance FY18 Budget to FY19 Budget</b>
127		A_B4000 Tuition & Educational Fees	-	-	-	-
128		A_B4100 Sales of Goods & Services	-	-	-	-
129		A_B4300 Grants & Contracts	-	-	-	-
130		A_43501 Federal Appropriations	-	-	-	-
131		A_B4400 Other Operating Revenue	-	-	-	-
132		A_B5000 Non Operating Revenues	-	-	-	-
133		A_B5100 Appropriations	-	-	-	-
134		A_B5300 Gifts	-	-	-	-
135		A_B5500 Investment Income	-	-	-	-
136		A_B5600 Other Non Operating Revenues	-	-	-	-
137		Total_Revenue Revenue	-	-	-	-
138		A_B6000 Salaries, Wages & Benefits	-	-	-	-
139		A_B6200 Services & Fees	-	-	-	-
140		A_B6300 Travel	-	-	-	-
141	FC_B40 Restr	A_B6400 Supplies	-	-	-	-
142	Grants	A_B6450 Utilities	-	-	-	-
143		A_B6500 Repairs & Maintenance	-	-	-	-
144		A_B6550 Rentals & Leases	-	-	-	-
145		A_B6575 Interest Expense	-	-	-	-
146		A_B6600 Claims & Judgements	-	-	-	-
147		A_B6650 Other Expense	-	-	-	-
148		A_B6700 Subcontracts	-	-	-	-
149		A_B6900 Depreciation & Amortization	-	-	-	-
150		A_B7000 Capital Expense	-	-	-	-
151		A_B7200 Discontinued Operations	-	-	-	-
152		A_B7500 Other Non Operating Expenses	-	-	-	-
153		A_B7600 Internal Allocations & Sales	-	-	-	-
154		A_B7700 Funding Tranfers	-	-	-	-
155		Total_Expenses Expenses	-	-	-	-
156		Statement of Activities Net Result	-	-	-	-
157		A_B4000 Tuition & Educational Fees	-	-	-	-
158		A_B4100 Sales of Goods & Services	-	-	-	-
159		A_B4300 Grants & Contracts	-	-	-	-
160		A_43501 Federal Appropriations	-	-	-	-
161		A_B4400 Other Operating Revenue	-	-	-	-
162		A_B5000 Non Operating Revenues	-	-	-	-
163		A_B5100 Appropriations	-	-	-	-
164		A_B5300 Gifts	-	-	-	-
165		A_B5500 Investment Income	-	-	-	-
166		A_B5600 Other Non Operating Revenues	-	-	-	-
167		Total_Revenue Revenue	-	-	-	-
168		A_B6000 Salaries, Wages & Benefits	-	-	-	-
169		A_B6200 Services & Fees	-	-	-	-
170		A_B6300 Travel	-	-	-	-
171	FC_B45 Restr	A_B6400 Supplies	-	-	-	-
172	Govt Funds	A_B6450 Utilities	-	-	-	-
173		A_B6500 Repairs & Maintenance	-	-	-	-
174		A_B6550 Rentals & Leases	-	-	-	-
175		A_B6575 Interest Expense	-	-	-	-
176		A_B6600 Claims & Judgements	-	-	-	-
177		A_B6650 Other Expense	-	-	-	-
178		A_B6700 Subcontracts	-	-	-	-
179		A_B6900 Depreciation & Amortization	-	-	-	-
180		A_B7000 Capital Expense	-	-	-	-
181		A_B7200 Discontinued Operations	-	-	-	-
182		A_B7500 Other Non Operating Expenses	-	-	-	-
183		A_B7600 Internal Allocations & Sales	-	-	-	-
184		A_B7700 Funding Tranfers	-	-	-	-
185		Total_Expenses Expenses	-	-	-	-
186		Statement of Activities Net Result	-	-	-	-




	A	B	C	D	E	F
1						
2	O_C1900: University Libraries Subdivision					
3	Board of Trustees Report					
4	O_C1900: University Libraries Subdivision					
5			FY18		FY19	
6	<b>Fund Class - Source</b>	<b>Summary Level Natural Accounts</b>	<b>Budget</b>	<b>Actual through March</b>	<b>Budget</b>	<b>Variance FY18 Budget to FY19 Budget</b>
7		A_B4000 Tuition & Educational Fees	-	-	-	-
8		A_B4100 Sales of Goods & Services	(35,000)	(19,208)	(25,000)	10,000
9		A_B4300 Grants & Contracts	(185,000)	-	(180,000)	5,000
10		A_43501 Federal Appropriations	-	-	-	-
11		A_B4400 Other Operating Revenue	(7,340)	(3,216)	(7,310)	30
12		A_B5000 Non Operating Revenues	-	-	-	-
13		A_B5100 Appropriations	-	-	-	-
14		A_B5300 Gifts	-	-	-	-
15		A_B5500 Investment Income	-	-	-	-
16		A_B5600 Other Non Operating Revenues	50	-	-	(50)
17		<b>Total Revenue Revenue</b>	<b>(227,290)</b>	<b>(22,425)</b>	<b>(212,310)</b>	<b>14,980</b>
18		A_B6000 Salaries, Wages & Benefits	4,127,996	2,888,786	4,343,252	215,257
19		A_B6200 Services & Fees	496,021	189,428	606,280	110,259
20	FC_105 Unrestricted Operating Class	A_B6300 Travel	128,531	47,013	165,073	36,542
21		A_B6400 Supplies	9,687,715	7,411,558	8,959,741	(727,974)
22		A_B6450 Utilities	-	-	-	-
23		A_B6500 Repairs & Maintenance	99,849	39,389	27,570	(72,279)
24		A_B6550 Rentals & Leases	19,906	50	-	(19,906)
25		A_B6575 Interest Expense	-	-	-	-
26		A_B6600 Claims & Judgements	-	-	-	-
27		A_B6650 Other Expense	189,910	162,407	301,978	112,068
28		A_B6700 Subcontracts	-	-	-	-
29		A_B6900 Depreciation & Amortization	-	-	-	-
30		A_B7000 Capital Expense	-	-	-	-
31		A_B7200 Discontinued Operations	-	-	-	-
32		A_B7500 Other Non Operating Expenses	600	705	1,000	400
33		A_B7600 Internal Allocations & Sales	(2,283)	136,602	244,667	246,950
34		A_B7700 Funding Trfers	(217,327)	-	17,400	234,727
35			<b>Total Expenses Expenses</b>	<b>14,530,918</b>	<b>10,875,938</b>	<b>14,666,961</b>
36		<b>Statement of Activities Net Result</b>	<b>14,303,628</b>	<b>10,853,513</b>	<b>14,454,651</b>	<b>151,023</b>
37		A_B4000 Tuition & Educational Fees	-	-	-	-
38		A_B4100 Sales of Goods & Services	-	-	-	-
39		A_B4300 Grants & Contracts	-	-	(5,150)	(5,150)
40		A_43501 Federal Appropriations	-	-	-	-
41		A_B4400 Other Operating Revenue	-	-	-	-
42		A_B5000 Non Operating Revenues	-	-	-	-
43		A_B5100 Appropriations	-	-	-	-
44		A_B5300 Gifts	-	-	-	-
45		A_B5500 Investment Income	-	-	-	-
46		A_B5600 Other Non Operating Revenues	-	-	-	-
47		<b>Total Revenue Revenue</b>	<b>-</b>	<b>-</b>	<b>(5,150)</b>	<b>(5,150)</b>
48		A_B6000 Salaries, Wages & Benefits	-	-	-	-
49		A_B6200 Services & Fees	-	-	-	-
50		A_B6300 Travel	-	-	-	-
51	FC_B20 Designated Op	A_B6400 Supplies	-	-	-	-
52		A_B6450 Utilities	-	-	-	-
53		A_B6500 Repairs & Maintenance	-	-	-	-
54		A_B6550 Rentals & Leases	-	-	-	-
55		A_B6575 Interest Expense	-	-	-	-
56		A_B6600 Claims & Judgements	-	-	-	-
57		A_B6650 Other Expense	-	-	-	-
58		A_B6700 Subcontracts	-	-	-	-
59		A_B6900 Depreciation & Amortization	-	-	-	-
60		A_B7000 Capital Expense	-	-	-	-
61		A_B7200 Discontinued Operations	-	-	-	-
62		A_B7500 Other Non Operating Expenses	-	-	-	-
63		A_B7600 Internal Allocations & Sales	-	-	18,960	18,960
64		A_B7700 Funding Trfers	-	-	(13,810)	(13,810)
65			<b>Total Expenses Expenses</b>	<b>-</b>	<b>-</b>	<b>5,150</b>
66		<b>Statement of Activities Net Result</b>	<b>-</b>	<b>-</b>	<b>-</b>	<b>-</b>


	A	B	C	D	E	F
1						
2	O_C1900: University Libraries Subdivision					
3	Board of Trustees Report					
4	O_C1900: University Libraries Subdivision					
5				FY18	FY19	
6	<b>Fund Class - Source</b>	<b>Summary Level Natural Accounts</b>	<b>Budget</b>	<b>Actual through March</b>	<b>Budget</b>	<b>Variance FY18 Budget to FY19 Budget</b>
67		A_B4000 Tuition & Educational Fees	-	-	-	-
68		A_B4100 Sales of Goods & Services	-	-	-	-
69		A_B4300 Grants & Contracts	-	-	-	-
70		A_43501 Federal Appropriations	-	-	-	-
71		A_B4400 Other Operating Revenue	-	-	-	-
72		A_B5000 Non Operating Revenues	-	-	-	-
73		A_B5100 Appropriations	-	-	-	-
74		A_B5300 Gifts	-	(198,609)	(397,649)	(397,649)
75		A_B5500 Investment Income	-	-	-	-
76		A_B5600 Other Non Operating Revenues	-	-	-	-
77		<b>Total_Revenue Revenue</b>	-	(198,609)	(397,649)	(397,649)
78		A_B6000 Salaries, Wages & Benefits	-	8,179	109,468	109,468
79		A_B6200 Services & Fees	-	33,117	62,500	62,500
80		A_B6300 Travel	-	2,238	35,000	35,000
81	FC_B30 Restr	A_B6400 Supplies	-	115,436	97,651	97,651
82	Expendable Op	A_B6450 Utilities	-	-	-	-
83		A_B6500 Repairs & Maintenance	-	-	-	-
84		A_B6550 Rentals & Leases	-	19,710	-	-
85		A_B6575 Interest Expense	-	-	-	-
86		A_B6600 Claims & Judgements	-	-	-	-
87		A_B6650 Other Expense	-	2,709	11,570	11,570
88		A_B6700 Subcontracts	-	-	-	-
89		A_B6900 Depreciation & Amortization	-	-	-	-
90		A_B7000 Capital Expense	-	-	-	-
91		A_B7200 Discontinued Operations	-	-	-	-
92		A_B7500 Other Non Operating Expenses	-	-	-	-
93		A_B7600 Internal Allocations & Sales	-	4,587	81,460	81,460
94		A_B7700 Funding Tranfers	-	-	-	-
95		<b>Total_Expenses Expenses</b>	-	185,976	397,649	397,649
96		<b>Statement of Activities Net Result</b>	-	(12,633)	-	-
97		A_B4000 Tuition & Educational Fees	-	-	-	-
98		A_B4100 Sales of Goods & Services	-	-	-	-
99		A_B4300 Grants & Contracts	-	-	-	-
100		A_43501 Federal Appropriations	-	-	-	-
101		A_B4400 Other Operating Revenue	-	-	-	-
102		A_B5000 Non Operating Revenues	-	-	-	-
103		A_B5100 Appropriations	-	-	-	-
104		A_B5300 Gifts	-	-	-	-
105		A_B5500 Investment Income	-	-	-	-
106		A_B5600 Other Non Operating Revenues	-	-	-	-
107		<b>Total_Revenue Revenue</b>	-	-	-	-
108		A_B6000 Salaries, Wages & Benefits	-	-	-	-
109		A_B6200 Services & Fees	-	-	-	-
110		A_B6300 Travel	-	-	-	-
111	FC_B35 Restr	A_B6400 Supplies	-	-	-	-
112	Expendable Non Op	A_B6450 Utilities	-	-	-	-
113		A_B6500 Repairs & Maintenance	-	-	-	-
114		A_B6550 Rentals & Leases	-	-	-	-
115		A_B6575 Interest Expense	-	-	-	-
116		A_B6600 Claims & Judgements	-	-	-	-
117		A_B6650 Other Expense	-	-	-	-
118		A_B6700 Subcontracts	-	-	-	-
119		A_B6900 Depreciation & Amortization	-	-	-	-
120		A_B7000 Capital Expense	-	-	-	-
121		A_B7200 Discontinued Operations	-	-	-	-
122		A_B7500 Other Non Operating Expenses	-	-	-	-
123		A_B7600 Internal Allocations & Sales	-	-	-	-
124		A_B7700 Funding Tranfers	-	-	-	-
125		<b>Total_Expenses Expenses</b>	-	-	-	-
126		<b>Statement of Activities Net Result</b>	-	-	-	-


	A	B	C	D	E	F
1						
2	O_C1900: University Libraries Subdivision					
3	Board of Trustees Report					
4	O_C1900: University Libraries Subdivision					
5				FY18	FY19	
6	<b>Fund Class - Source</b>	<b>Summary Level Natural Accounts</b>	<b>Budget</b>	<b>Actual through March</b>	<b>Budget</b>	<b>Variance FY18 Budget to FY19 Budget</b>
127		A_B4000 Tuition & Educational Fees	-	-	589	589
128		A_B4100 Sales of Goods & Services	-	-	-	-
129		A_B4300 Grants & Contracts	-	(4,229,059)	(54,559)	(54,559)
130		A_43501 Federal Appropriations	-	-	-	-
131		A_B4400 Other Operating Revenue	-	-	-	-
132		A_B5000 Non Operating Revenues	-	-	-	-
133		A_B5100 Appropriations	-	-	-	-
134		A_B5300 Gifts	-	-	-	-
135		A_B5500 Investment Income	-	-	-	-
136		A_B5600 Other Non Operating Revenues	-	(18,482)	11,357	11,357
137		Total_Revenue Revenue	-	(4,247,541)	(42,613)	(42,613)
138		A_B6000 Salaries, Wages & Benefits	-	56,047	28,945	28,945
139		A_B6200 Services & Fees	-	2,079	1,845	1,845
140		A_B6300 Travel	-	3,159	570	570
141	FC_B40 Restr	A_B6400 Supplies	-	364	6,015	6,015
142	Grants	A_B6450 Utilities	-	-	-	-
143		A_B6500 Repairs & Maintenance	-	-	-	-
144		A_B6550 Rentals & Leases	-	650	2,063	2,063
145		A_B6575 Interest Expense	-	-	-	-
146		A_B6600 Claims & Judgements	-	-	-	-
147		A_B6650 Other Expense	-	19,280	-	-
148		A_B6700 Subcontracts	-	-	-	-
149		A_B6900 Depreciation & Amortization	-	-	-	-
150		A_B7000 Capital Expense	-	-	-	-
151		A_B7200 Discontinued Operations	-	-	-	-
152		A_B7500 Other Non Operating Expenses	-	-	2,158	2,158
153		A_B7600 Internal Allocations & Sales	-	-	-	-
154		A_B7700 Funding Tranfers	-	-	-	-
155		Total_Expenses Expenses	-	81,579	41,597	41,597
156		Statement of Activities Net Result	-	(4,165,962)	(1,016)	(1,016)
157		A_B4000 Tuition & Educational Fees	-	-	-	-
158		A_B4100 Sales of Goods & Services	-	-	-	-
159		A_B4300 Grants & Contracts	-	-	-	-
160		A_43501 Federal Appropriations	-	-	-	-
161		A_B4400 Other Operating Revenue	-	-	-	-
162		A_B5000 Non Operating Revenues	-	-	-	-
163		A_B5100 Appropriations	-	-	-	-
164		A_B5300 Gifts	-	-	-	-
165		A_B5500 Investment Income	-	-	-	-
166		A_B5600 Other Non Operating Revenues	-	-	-	-
167		Total_Revenue Revenue	-	-	-	-
168		A_B6000 Salaries, Wages & Benefits	-	-	-	-
169		A_B6200 Services & Fees	-	-	-	-
170		A_B6300 Travel	-	-	-	-
171	FC_B45 Restr	A_B6400 Supplies	-	-	-	-
172	Govt Funds	A_B6450 Utilities	-	-	-	-
173		A_B6500 Repairs & Maintenance	-	-	-	-
174		A_B6550 Rentals & Leases	-	-	-	-
175		A_B6575 Interest Expense	-	-	-	-
176		A_B6600 Claims & Judgements	-	-	-	-
177		A_B6650 Other Expense	-	-	-	-
178		A_B6700 Subcontracts	-	-	-	-
179		A_B6900 Depreciation & Amortization	-	-	-	-
180		A_B7000 Capital Expense	-	-	-	-
181		A_B7200 Discontinued Operations	-	-	-	-
182		A_B7500 Other Non Operating Expenses	-	-	-	-
183		A_B7600 Internal Allocations & Sales	-	-	-	-
184		A_B7700 Funding Tranfers	-	-	-	-
185		Total_Expenses Expenses	-	-	-	-
186		Statement of Activities Net Result	-	-	-	-






	A	B	C	D	E	F	
1							
2	O_B2000: Administration Division						
3	Board of Trustees Report						
4	O_B2000: Administration Division						
5			FY18		FY19		
6	<b>Fund Class - Source</b>	<b>Summary Level Natural Accounts</b>	<b>Budget</b>	<b>Actual through March</b>	<b>Budget</b>	<b>Variance FY18 Budget to FY19 Budget</b>	
7	FC_105 Unrestricted Operating Class	A_B4000 Tuition & Educational Fees	(60,150,796)	(1,073,486)	(1,257,000)	58,893,796	
8		A_B4100 Sales of Goods & Services	(10,414,086)	(6,347,746)	(9,564,552)	849,534	
9		A_B4300 Grants & Contracts	-	(257,493)	(475,000)	(475,000)	
10		A_43501 Federal Appropriations	-	-	-	-	
11		A_B4400 Other Operating Revenue	(8,822,847)	(1,139,192)	(1,292,200)	7,530,647	
12		A_B5000 Non Operating Revenues	-	-	(121,000)	(121,000)	
13		A_B5100 Appropriations	(187,062,097)	(171,462,577)	(20,721,049)	166,341,048	
14		A_B5300 Gifts	(1,500)	-	-	1,500	
15		A_B5500 Investment Income	(530,788)	-	-	530,788	
16		A_B5600 Other Non Operating Revenues	(156,605)	(247,195)	(500)	156,105	
17			<b>Total_Revenue Revenue</b>	<b>(267,138,720)</b>	<b>(180,527,689)</b>	<b>(33,431,301)</b>	<b>233,707,418</b>
18			A_B6000 Salaries, Wages & Benefits	28,536,163	22,547,293	29,146,464	610,301
19			A_B6200 Services & Fees	1,694,528	735,223	1,093,948	(600,580)
20			A_B6300 Travel	86,175	110,340	132,258	46,084
21			A_B6400 Supplies	2,557,859	5,107,969	6,718,525	4,160,666
22			A_B6450 Utilities	10,632,005	7,067,562	10,816,570	184,565
23			A_B6500 Repairs & Maintenance	2,677,431	3,831,392	3,059,083	381,652
24			A_B6550 Rentals & Leases	1,317,472	567,115	1,045,733	(271,738)
25			A_B6575 Interest Expense	4,807	598	4,797	(10)
26			A_B6600 Claims & Judgements	-	-	-	-
27			A_B6650 Other Expense	358,248	776,163	1,108,104	749,856
28			A_B6700 Subcontracts	-	221	-	-
29			A_B6900 Depreciation & Amortization	9,339	6,687	5,716	(3,623)
30			A_B7000 Capital Expense	-	2,352,690	179,146	179,146
31			A_B7200 Discontinued Operations	-	-	-	-
32			A_B7500 Other Non Operating Expenses	5,665,732	(2,922)	-	(5,665,732)
33			A_B7600 Internal Allocations & Sales	(7,005,464)	(2,795,122)	(5,956,655)	1,048,809
34			A_B7700 Funding Tranfers	15,949,569	238,831	19,839,942	3,890,373
35			<b>Total_Expenses Expenses</b>	<b>62,483,864</b>	<b>40,544,038</b>	<b>67,193,632</b>	<b>4,709,768</b>
36			<b>Statement of Activities Net Result</b>	<b>(204,654,856)</b>	<b>(139,983,650)</b>	<b>33,762,330</b>	<b>238,417,186</b>
37		FC_B20 Designated Op	A_B4000 Tuition & Educational Fees	-	(192,803)	-	-
38			A_B4100 Sales of Goods & Services	-	(2,977)	-	-
39			A_B4300 Grants & Contracts	(1,000,000)	(208)	-	1,000,000
40			A_43501 Federal Appropriations	-	-	-	-
41			A_B4400 Other Operating Revenue	(9,000)	(4,342)	-	9,000
42			A_B5000 Non Operating Revenues	-	-	-	-
43	A_B5100 Appropriations		(1,901,169)	(901,170)	(1,600,169)	301,000	
44	A_B5300 Gifts		-	-	-	-	
45	A_B5500 Investment Income		-	-	-	-	
46	A_B5600 Other Non Operating Revenues		(374,601)	-	-	374,601	
47			<b>Total_Revenue Revenue</b>	<b>(3,284,770)</b>	<b>(1,101,500)</b>	<b>(1,600,169)</b>	<b>1,684,601</b>
48			A_B6000 Salaries, Wages & Benefits	207,698	943,711	207,698	0
49			A_B6200 Services & Fees	1,031,735	1,019,072	1,414,500	382,765
50			A_B6300 Travel	13,500	8,262	14,000	500
51			A_B6400 Supplies	101,674	13,354	50,320	(51,354)
52			A_B6450 Utilities	228	633	-	(228)
53			A_B6500 Repairs & Maintenance	97,986	16,750	271,600	173,614
54			A_B6550 Rentals & Leases	715	61	1,500	785
55			A_B6575 Interest Expense	-	-	-	-
56			A_B6600 Claims & Judgements	-	-	-	-
57			A_B6650 Other Expense	3,084	95,367	98,000	94,916
58			A_B6700 Subcontracts	-	-	-	-
59			A_B6900 Depreciation & Amortization	-	-	-	-
60			A_B7000 Capital Expense	-	400,000	-	-
61			A_B7200 Discontinued Operations	-	-	-	-
62			A_B7500 Other Non Operating Expenses	9,000	(801)	-	(9,000)
63			A_B7600 Internal Allocations & Sales	(100,000)	(185,837)	(331,631)	(231,631)
64			A_B7700 Funding Tranfers	1,925,150	669,540	109,652	(1,815,498)
65			<b>Total_Expenses Expenses</b>	<b>3,290,770</b>	<b>2,980,114</b>	<b>1,835,639</b>	<b>(1,455,131)</b>
66			<b>Statement of Activities Net Result</b>	<b>6,000</b>	<b>1,878,614</b>	<b>235,470</b>	<b>229,470</b>


	A	B	C	D	E	F
1						
2	O_B2000: Administration Division					
3	Board of Trustees Report					
4	O_B2000: Administration Division					
5				FY18	FY19	
6	<b>Fund Class - Source</b>	<b>Summary Level Natural Accounts</b>	<b>Budget</b>	<b>Actual through March</b>	<b>Budget</b>	<b>Variance FY18 Budget to FY19 Budget</b>
67		A_B4000 Tuition & Educational Fees	-	-	-	-
68		A_B4100 Sales of Goods & Services	-	-	-	-
69		A_B4300 Grants & Contracts	-	-	-	-
70		A_43501 Federal Appropriations	-	-	-	-
71		A_B4400 Other Operating Revenue	-	-	-	-
72		A_B5000 Non Operating Revenues	-	-	-	-
73		A_B5100 Appropriations	-	-	-	-
74		A_B5300 Gifts	-	(246,828)	(311,848)	(311,848)
75		A_B5500 Investment Income	-	-	-	-
76		A_B5600 Other Non Operating Revenues	-	-	-	-
77		<b>Total_Revenue Revenue</b>	-	(246,828)	(311,848)	(311,848)
78		A_B6000 Salaries, Wages & Benefits	-	51,343	78,848	78,848
79		A_B6200 Services & Fees	-	781	500	500
80		A_B6300 Travel	-	61	-	-
81	FC_B30 Restr	A_B6400 Supplies	-	120	-	-
82	Expendable Op	A_B6450 Utilities	-	-	-	-
83		A_B6500 Repairs & Maintenance	-	-	-	-
84		A_B6550 Rentals & Leases	-	-	-	-
85		A_B6575 Interest Expense	-	-	-	-
86		A_B6600 Claims & Judgements	-	-	-	-
87		A_B6650 Other Expense	-	-	-	-
88		A_B6700 Subcontracts	-	-	-	-
89		A_B6900 Depreciation & Amortization	-	-	-	-
90		A_B7000 Capital Expense	-	-	-	-
91		A_B7200 Discontinued Operations	-	-	-	-
92		A_B7500 Other Non Operating Expenses	-	-	-	-
93		A_B7600 Internal Allocations & Sales	-	40,842	232,500	232,500
94		A_B7700 Funding Tranfers	-	-	-	-
95		<b>Total_Expenses Expenses</b>	-	93,147	311,848	311,848
96		<b>Statement of Activities Net Result</b>	-	(153,681)	-	-
97		A_B4000 Tuition & Educational Fees	-	-	-	-
98		A_B4100 Sales of Goods & Services	-	-	-	-
99		A_B4300 Grants & Contracts	-	-	-	-
100		A_43501 Federal Appropriations	-	-	-	-
101		A_B4400 Other Operating Revenue	-	(1,457)	(3,100)	(3,100)
102		A_B5000 Non Operating Revenues	-	-	-	-
103		A_B5100 Appropriations	-	-	-	-
104		A_B5300 Gifts	-	(332,633)	2,472	2,472
105		A_B5500 Investment Income	-	-	-	-
106		A_B5600 Other Non Operating Revenues	-	(64,429)	(105,372)	(105,372)
107		<b>Total_Revenue Revenue</b>	-	(398,519)	(106,000)	(106,000)
108		A_B6000 Salaries, Wages & Benefits	-	-	-	-
109		A_B6200 Services & Fees	-	-	-	-
110		A_B6300 Travel	-	-	-	-
111	FC_B35 Restr	A_B6400 Supplies	-	-	-	-
112	Expendable Non Op	A_B6450 Utilities	-	-	-	-
113		A_B6500 Repairs & Maintenance	-	-	-	-
114		A_B6550 Rentals & Leases	-	-	-	-
115		A_B6575 Interest Expense	-	-	-	-
116		A_B6600 Claims & Judgements	-	-	-	-
117		A_B6650 Other Expense	-	-	-	-
118		A_B6700 Subcontracts	-	-	-	-
119		A_B6900 Depreciation & Amortization	-	-	-	-
120		A_B7000 Capital Expense	-	1,357,012	-	-
121		A_B7200 Discontinued Operations	-	-	-	-
122		A_B7500 Other Non Operating Expenses	-	70,697	106,000	106,000
123		A_B7600 Internal Allocations & Sales	-	(10,000,000)	-	-
124		A_B7700 Funding Tranfers	-	-	-	-
125		<b>Total_Expenses Expenses</b>	-	(8,572,291)	106,000	106,000
126		<b>Statement of Activities Net Result</b>	-	(8,970,810)	-	-

	A	B	C	D	E	F
1						
2	O_B2000: Administration Division					
3	Board of Trustees Report					
4	O_B2000: Administration Division					
5			FY18		FY19	
6	<b>Fund Class - Source</b>	<b>Summary Level Natural Accounts</b>	<b>Budget</b>	<b>Actual through March</b>	<b>Budget</b>	<b>Variance FY18 Budget to FY19 Budget</b>
127		A_B4000 Tuition & Educational Fees	-	-	74,899	74,899
128		A_B4100 Sales of Goods & Services	-	-	-	-
129		A_B4300 Grants & Contracts	-	(6,200,043)	(2,948,345)	(2,948,345)
130		A_43501 Federal Appropriations	-	-	-	-
131		A_B4400 Other Operating Revenue	-	-	-	-
132		A_B5000 Non Operating Revenues	-	-	-	-
133		A_B5100 Appropriations	-	-	-	-
134		A_B5300 Gifts	-	-	-	-
135		A_B5500 Investment Income	-	-	-	-
136		A_B5600 Other Non Operating Revenues	-	-	561,739	561,739
137		Total_Revenue Revenue	-	(6,200,043)	(2,311,707)	(2,311,707)
138		A_B6000 Salaries, Wages & Benefits	-	657,945	840,254	840,254
139		A_B6200 Services & Fees	-	58,505	201,387	201,387
140		A_B6300 Travel	-	3,106	147,865	147,865
141	FC_B40 Restr	A_B6400 Supplies	-	19,469	297,224	297,224
142	Grants	A_B6450 Utilities	-	-	-	-
143		A_B6500 Repairs & Maintenance	-	122,689	-	-
144		A_B6550 Rentals & Leases	-	-	309,620	309,620
145		A_B6575 Interest Expense	-	-	-	-
146		A_B6600 Claims & Judgements	-	-	-	-
147		A_B6650 Other Expense	-	73,411	-	-
148		A_B6700 Subcontracts	-	-	-	-
149		A_B6900 Depreciation & Amortization	-	-	-	-
150		A_B7000 Capital Expense	-	-	-	-
151		A_B7200 Discontinued Operations	-	-	-	-
152		A_B7500 Other Non Operating Expenses	-	-	(16,963)	(16,963)
153		A_B7600 Internal Allocations & Sales	-	-	-	-
154		A_B7700 Funding Tranfers	-	-	-	-
155		Total_Expenses Expenses	-	935,125	1,779,387	1,779,387
156		Statement of Activities Net Result	-	(5,264,918)	(532,320)	(532,320)
157		A_B4000 Tuition & Educational Fees	-	-	-	-
158		A_B4100 Sales of Goods & Services	-	-	-	-
159		A_B4300 Grants & Contracts	-	-	-	-
160		A_43501 Federal Appropriations	-	-	-	-
161		A_B4400 Other Operating Revenue	-	(163,199)	(217,600)	(217,600)
162		A_B5000 Non Operating Revenues	-	-	-	-
163		A_B5100 Appropriations	-	-	-	-
164		A_B5300 Gifts	-	-	(3,275,700)	(3,275,700)
165		A_B5500 Investment Income	-	-	-	-
166		A_B5600 Other Non Operating Revenues	-	(1,572)	(3,000)	(3,000)
167		Total_Revenue Revenue	-	(164,771)	(3,496,300)	(3,496,300)
168		A_B6000 Salaries, Wages & Benefits	-	-	-	-
169		A_B6200 Services & Fees	-	-	-	-
170		A_B6300 Travel	-	-	-	-
171	FC_B45 Restr	A_B6400 Supplies	-	-	-	-
172	Govt Funds	A_B6450 Utilities	-	-	-	-
173		A_B6500 Repairs & Maintenance	-	-	-	-
174		A_B6550 Rentals & Leases	-	-	-	-
175		A_B6575 Interest Expense	-	-	-	-
176		A_B6600 Claims & Judgements	-	-	-	-
177		A_B6650 Other Expense	-	-	-	-
178		A_B6700 Subcontracts	-	-	-	-
179		A_B6900 Depreciation & Amortization	-	-	-	-
180		A_B7000 Capital Expense	-	-	-	-
181		A_B7200 Discontinued Operations	-	-	-	-
182		A_B7500 Other Non Operating Expenses	-	3,302,223	3,496,300	3,496,300
183		A_B7600 Internal Allocations & Sales	-	-	-	-
184		A_B7700 Funding Tranfers	-	-	-	-
185		Total_Expenses Expenses	-	3,302,223	3,496,300	3,496,300
186		Statement of Activities Net Result	-	3,137,452	-	-




	A	B	C	D	E	F	
1							
2	O_E2000: Administration Department						
3	Board of Trustees Report						
4	O_E2000: Administration Department						
5			FY18		FY19		
6	<b>Fund Class - Source</b>	<b>Summary Level Natural Accounts</b>	<b>Budget</b>	<b>Actual through March</b>	<b>Budget</b>	<b>Variance FY18 Budget to FY19 Budget</b>	
7	FC_105 Unrestricted Operating Class	A_B4000 Tuition & Educational Fees	-	-	-	-	
8		A_B4100 Sales of Goods & Services	-	-	-	-	
9		A_B4300 Grants & Contracts	-	-	-	-	
10		A_43501 Federal Appropriations	-	-	-	-	
11		A_B4400 Other Operating Revenue	-	-	-	-	
12		A_B5000 Non Operating Revenues	-	-	-	-	
13		A_B5100 Appropriations	-	-	-	-	
14		A_B5300 Gifts	(1,500)	-	-	1,500	
15		A_B5500 Investment Income	(20)	-	-	20	
16		A_B5600 Other Non Operating Revenues	-	-	-	-	
17			<b>Total_Revenue Revenue</b>	<b>(1,520)</b>	<b>-</b>	<b>-</b>	<b>1,520</b>
18			A_B6000 Salaries, Wages & Benefits	955,107	476,486	606,979	(348,128)
19			A_B6200 Services & Fees	203,622	38,220	196,247	(7,375)
20			A_B6300 Travel	21,250	9,264	20,000	(1,250)
21			A_B6400 Supplies	15,760	2,417	15,996	236
22			A_B6450 Utilities	-	-	-	-
23			A_B6500 Repairs & Maintenance	-	-	-	-
24			A_B6550 Rentals & Leases	-	-	-	-
25			A_B6575 Interest Expense	-	-	-	-
26			A_B6600 Claims & Judgements	-	-	-	-
27			A_B6650 Other Expense	13,750	572	13,750	-
28			A_B6700 Subcontracts	-	-	-	-
29			A_B6900 Depreciation & Amortization	-	-	-	-
30			A_B7000 Capital Expense	-	-	-	-
31			A_B7200 Discontinued Operations	-	-	-	-
32			A_B7500 Other Non Operating Expenses	-	-	-	-
33			A_B7600 Internal Allocations & Sales	-	11,605	19,389	19,389
34			A_B7700 Funding Tranfers	98,831	98,831	-	(98,831)
35			<b>Total_Expenses Expenses</b>	<b>1,308,319</b>	<b>637,395</b>	<b>872,361</b>	<b>(435,958)</b>
36			<b>Statement of Activities Net Result</b>	<b>1,306,799</b>	<b>637,395</b>	<b>872,361</b>	<b>(434,438)</b>
37		FC_B20 Designated Op	A_B4000 Tuition & Educational Fees	-	-	-	-
38			A_B4100 Sales of Goods & Services	-	-	-	-
39			A_B4300 Grants & Contracts	(1,000,000)	-	-	1,000,000
40			A_43501 Federal Appropriations	-	-	-	-
41			A_B4400 Other Operating Revenue	-	-	-	-
42			A_B5000 Non Operating Revenues	-	-	-	-
43	A_B5100 Appropriations		(901,169)	(901,170)	(901,169)	-	
44	A_B5300 Gifts		-	-	-	-	
45	A_B5500 Investment Income		-	-	-	-	
46	A_B5600 Other Non Operating Revenues		-	-	-	-	
47			<b>Total_Revenue Revenue</b>	<b>(1,901,169)</b>	<b>(901,170)</b>	<b>(901,169)</b>	<b>1,000,000</b>
48			A_B6000 Salaries, Wages & Benefits	-	54,852	-	-
49			A_B6200 Services & Fees	1,000,000	1,000,000	1,300,000	300,000
50			A_B6300 Travel	-	-	-	-
51			A_B6400 Supplies	-	-	-	-
52			A_B6450 Utilities	-	-	-	-
53			A_B6500 Repairs & Maintenance	-	-	-	-
54			A_B6550 Rentals & Leases	-	-	-	-
55			A_B6575 Interest Expense	-	-	-	-
56			A_B6600 Claims & Judgements	-	-	-	-
57			A_B6650 Other Expense	-	-	-	-
58			A_B6700 Subcontracts	-	-	-	-
59			A_B6900 Depreciation & Amortization	-	-	-	-
60			A_B7000 Capital Expense	-	-	-	-
61			A_B7200 Discontinued Operations	-	-	-	-
62			A_B7500 Other Non Operating Expenses	-	-	-	-
63			A_B7600 Internal Allocations & Sales	-	-	(98,831)	(98,831)
64			A_B7700 Funding Tranfers	901,169	(98,831)	(300,000)	(1,201,169)
65			<b>Total_Expenses Expenses</b>	<b>1,901,169</b>	<b>956,021</b>	<b>901,169</b>	<b>(1,000,000)</b>
66			<b>Statement of Activities Net Result</b>	<b>-</b>	<b>54,851</b>	<b>-</b>	<b>-</b>


	A	B	C	D	E	F
1						
2	O_E2000: Administration Department					
3	Board of Trustees Report					
4	O_E2000: Administration Department					
5				FY18	FY19	
6	<b>Fund Class - Source</b>	<b>Summary Level Natural Accounts</b>	<b>Budget</b>	<b>Actual through March</b>	<b>Budget</b>	<b>Variance FY18 Budget to FY19 Budget</b>
67		A_B4000 Tuition & Educational Fees	-	-	-	-
68		A_B4100 Sales of Goods & Services	-	-	-	-
69		A_B4300 Grants & Contracts	-	-	-	-
70		A_43501 Federal Appropriations	-	-	-	-
71		A_B4400 Other Operating Revenue	-	-	-	-
72		A_B5000 Non Operating Revenues	-	-	-	-
73		A_B5100 Appropriations	-	-	-	-
74		A_B5300 Gifts	-	(181,097)	-	-
75		A_B5500 Investment Income	-	-	-	-
76		A_B5600 Other Non Operating Revenues	-	-	-	-
77		Total_Revenue Revenue	-	(181,097)	-	-
78		A_B6000 Salaries, Wages & Benefits	-	-	-	-
79		A_B6200 Services & Fees	-	-	-	-
80		A_B6300 Travel	-	61	-	-
81	FC_B30 Restr	A_B6400 Supplies	-	120	-	-
82	Expendable Op	A_B6450 Utilities	-	-	-	-
83		A_B6500 Repairs & Maintenance	-	-	-	-
84		A_B6550 Rentals & Leases	-	-	-	-
85		A_B6575 Interest Expense	-	-	-	-
86		A_B6600 Claims & Judgements	-	-	-	-
87		A_B6650 Other Expense	-	-	-	-
88		A_B6700 Subcontracts	-	-	-	-
89		A_B6900 Depreciation & Amortization	-	-	-	-
90		A_B7000 Capital Expense	-	-	-	-
91		A_B7200 Discontinued Operations	-	-	-	-
92		A_B7500 Other Non Operating Expenses	-	-	-	-
93		A_B7600 Internal Allocations & Sales	-	344	-	-
94		A_B7700 Funding Tranfers	-	-	-	-
95		Total_Expenses Expenses	-	525	-	-
96		Statement of Activities Net Result	-	(180,572)	-	-
97		A_B4000 Tuition & Educational Fees	-	-	-	-
98		A_B4100 Sales of Goods & Services	-	-	-	-
99		A_B4300 Grants & Contracts	-	-	-	-
100		A_43501 Federal Appropriations	-	-	-	-
101		A_B4400 Other Operating Revenue	-	-	-	-
102		A_B5000 Non Operating Revenues	-	-	-	-
103		A_B5100 Appropriations	-	-	-	-
104		A_B5300 Gifts	-	-	-	-
105		A_B5500 Investment Income	-	-	-	-
106		A_B5600 Other Non Operating Revenues	-	-	-	-
107		Total_Revenue Revenue	-	-	-	-
108		A_B6000 Salaries, Wages & Benefits	-	-	-	-
109		A_B6200 Services & Fees	-	-	-	-
110		A_B6300 Travel	-	-	-	-
111	FC_B35 Restr	A_B6400 Supplies	-	-	-	-
112	Expendable Non Op	A_B6450 Utilities	-	-	-	-
113		A_B6500 Repairs & Maintenance	-	-	-	-
114		A_B6550 Rentals & Leases	-	-	-	-
115		A_B6575 Interest Expense	-	-	-	-
116		A_B6600 Claims & Judgements	-	-	-	-
117		A_B6650 Other Expense	-	-	-	-
118		A_B6700 Subcontracts	-	-	-	-
119		A_B6900 Depreciation & Amortization	-	-	-	-
120		A_B7000 Capital Expense	-	-	-	-
121		A_B7200 Discontinued Operations	-	-	-	-
122		A_B7500 Other Non Operating Expenses	-	-	-	-
123		A_B7600 Internal Allocations & Sales	-	-	-	-
124		A_B7700 Funding Tranfers	-	-	-	-
125		Total_Expenses Expenses	-	-	-	-
126		Statement of Activities Net Result	-	-	-	-

	A	B	C	D	E	F
1						
2	O_E2000: Administration Department					
3	Board of Trustees Report					
4	O_E2000: Administration Department					
5			FY18		FY19	
6	<b>Fund Class - Source</b>	<b>Summary Level Natural Accounts</b>	<b>Budget</b>	<b>Actual through March</b>	<b>Budget</b>	<b>Variance FY18 Budget to FY19 Budget</b>
127		A_B4000 Tuition & Educational Fees	-	-	-	-
128		A_B4100 Sales of Goods & Services	-	-	-	-
129		A_B4300 Grants & Contracts	-	-	-	-
130		A_43501 Federal Appropriations	-	-	-	-
131		A_B4400 Other Operating Revenue	-	-	-	-
132		A_B5000 Non Operating Revenues	-	-	-	-
133		A_B5100 Appropriations	-	-	-	-
134		A_B5300 Gifts	-	-	-	-
135		A_B5500 Investment Income	-	-	-	-
136		A_B5600 Other Non Operating Revenues	-	-	-	-
137		Total_Revenue Revenue	-	-	-	-
138		A_B6000 Salaries, Wages & Benefits	-	-	-	-
139		A_B6200 Services & Fees	-	-	-	-
140		A_B6300 Travel	-	-	-	-
141	FC_B40 Restr	A_B6400 Supplies	-	-	-	-
142	Grants	A_B6450 Utilities	-	-	-	-
143		A_B6500 Repairs & Maintenance	-	-	-	-
144		A_B6550 Rentals & Leases	-	-	-	-
145		A_B6575 Interest Expense	-	-	-	-
146		A_B6600 Claims & Judgements	-	-	-	-
147		A_B6650 Other Expense	-	-	-	-
148		A_B6700 Subcontracts	-	-	-	-
149		A_B6900 Depreciation & Amortization	-	-	-	-
150		A_B7000 Capital Expense	-	-	-	-
151		A_B7200 Discontinued Operations	-	-	-	-
152		A_B7500 Other Non Operating Expenses	-	-	-	-
153		A_B7600 Internal Allocations & Sales	-	-	-	-
154		A_B7700 Funding Tranfers	-	-	-	-
155		Total_Expenses Expenses	-	-	-	-
156		Statement of Activities Net Result	-	-	-	-
157		A_B4000 Tuition & Educational Fees	-	-	-	-
158		A_B4100 Sales of Goods & Services	-	-	-	-
159		A_B4300 Grants & Contracts	-	-	-	-
160		A_43501 Federal Appropriations	-	-	-	-
161		A_B4400 Other Operating Revenue	-	-	-	-
162		A_B5000 Non Operating Revenues	-	-	-	-
163		A_B5100 Appropriations	-	-	-	-
164		A_B5300 Gifts	-	-	-	-
165		A_B5500 Investment Income	-	-	-	-
166		A_B5600 Other Non Operating Revenues	-	-	-	-
167		Total_Revenue Revenue	-	-	-	-
168		A_B6000 Salaries, Wages & Benefits	-	-	-	-
169		A_B6200 Services & Fees	-	-	-	-
170		A_B6300 Travel	-	-	-	-
171	FC_B45 Restr	A_B6400 Supplies	-	-	-	-
172	Govt Funds	A_B6450 Utilities	-	-	-	-
173		A_B6500 Repairs & Maintenance	-	-	-	-
174		A_B6550 Rentals & Leases	-	-	-	-
175		A_B6575 Interest Expense	-	-	-	-
176		A_B6600 Claims & Judgements	-	-	-	-
177		A_B6650 Other Expense	-	-	-	-
178		A_B6700 Subcontracts	-	-	-	-
179		A_B6900 Depreciation & Amortization	-	-	-	-
180		A_B7000 Capital Expense	-	-	-	-
181		A_B7200 Discontinued Operations	-	-	-	-
182		A_B7500 Other Non Operating Expenses	-	-	-	-
183		A_B7600 Internal Allocations & Sales	-	-	-	-
184		A_B7700 Funding Tranfers	-	-	-	-
185		Total_Expenses Expenses	-	-	-	-
186		Statement of Activities Net Result	-	-	-	-







	A	B	C	D	E	F	
1							
2	O_E2100: Budget & Institutional Planning Department						
3	Board of Trustees Report						
4	O_E2100: Budget & Institutional Planning Department						
5			FY18		FY19		
6	<b>Fund Class - Source</b>	<b>Summary Level Natural Accounts</b>	<b>Budget</b>	<b>Actual through March</b>	<b>Budget</b>	<b>Variance FY18 Budget to FY19 Budget</b>	
7	FC_105 Unrestricted Operating Class	A_B4000 Tuition & Educational Fees	-	-	-	-	
8		A_B4100 Sales of Goods & Services	-	-	-	-	
9		A_B4300 Grants & Contracts	-	-	-	-	
10		A_43501 Federal Appropriations	-	-	-	-	
11		A_B4400 Other Operating Revenue	-	-	-	-	
12		A_B5000 Non Operating Revenues	-	-	-	-	
13		A_B5100 Appropriations	-	-	-	-	
14		A_B5300 Gifts	-	-	-	-	
15		A_B5500 Investment Income	-	-	-	-	
16		A_B5600 Other Non Operating Revenues	-	-	-	-	
17			<b>Total_Revenue Revenue</b>	-	-	-	-
18			A_B6000 Salaries, Wages & Benefits	1,835,670	1,145,965	1,991,070	155,400
19			A_B6200 Services & Fees	6,530	1,778	5,300	(1,230)
20			A_B6300 Travel	12,500	2,190	20,000	7,500
21			A_B6400 Supplies	19,713	13,143	23,955	4,242
22			A_B6450 Utilities	-	-	-	-
23			A_B6500 Repairs & Maintenance	-	-	450	450
24			A_B6550 Rentals & Leases	-	-	-	-
25			A_B6575 Interest Expense	-	-	-	-
26			A_B6600 Claims & Judgements	-	-	-	-
27			A_B6650 Other Expense	1,690	6,499	26,100	24,410
28			A_B6700 Subcontracts	-	-	-	-
29			A_B6900 Depreciation & Amortization	-	-	-	-
30			A_B7000 Capital Expense	-	-	-	-
31			A_B7200 Discontinued Operations	-	-	-	-
32			A_B7500 Other Non Operating Expenses	-	-	-	-
33			A_B7600 Internal Allocations & Sales	-	9,457	15,770	15,770
34			A_B7700 Funding Tranfers	-	-	-	-
35			<b>Total_Expenses Expenses</b>	1,876,103	1,179,032	2,082,645	206,542
36			<b>Statement of Activities Net Result</b>	1,876,103	1,179,032	2,082,645	206,542
37		FC_B20 Designated Op	A_B4000 Tuition & Educational Fees	-	-	-	-
38			A_B4100 Sales of Goods & Services	-	-	-	-
39			A_B4300 Grants & Contracts	-	-	-	-
40			A_43501 Federal Appropriations	-	-	-	-
41			A_B4400 Other Operating Revenue	-	-	-	-
42			A_B5000 Non Operating Revenues	-	-	-	-
43	A_B5100 Appropriations		-	-	-	-	
44	A_B5300 Gifts		-	-	-	-	
45	A_B5500 Investment Income		-	-	-	-	
46	A_B5600 Other Non Operating Revenues		-	-	-	-	
47			<b>Total_Revenue Revenue</b>	-	-	-	-
48			A_B6000 Salaries, Wages & Benefits	-	-	-	-
49			A_B6200 Services & Fees	-	-	-	-
50			A_B6300 Travel	-	-	-	-
51			A_B6400 Supplies	-	-	-	-
52			A_B6450 Utilities	-	-	-	-
53			A_B6500 Repairs & Maintenance	-	-	-	-
54			A_B6550 Rentals & Leases	-	-	-	-
55			A_B6575 Interest Expense	-	-	-	-
56			A_B6600 Claims & Judgements	-	-	-	-
57			A_B6650 Other Expense	-	-	-	-
58			A_B6700 Subcontracts	-	-	-	-
59			A_B6900 Depreciation & Amortization	-	-	-	-
60			A_B7000 Capital Expense	-	-	-	-
61			A_B7200 Discontinued Operations	-	-	-	-
62			A_B7500 Other Non Operating Expenses	-	-	-	-
63			A_B7600 Internal Allocations & Sales	-	19	-	-
64			A_B7700 Funding Tranfers	-	-	-	-
65			<b>Total_Expenses Expenses</b>	-	19	-	-
66			<b>Statement of Activities Net Result</b>	-	19	-	-


	A	B	C	D	E	F
1						
2	O_E2100: Budget & Institutional Planning Department					
3	Board of Trustees Report					
4	O_E2100: Budget & Institutional Planning Department					
5			FY18		FY19	
6	<b>Fund Class - Source</b>	<b>Summary Level Natural Accounts</b>	<b>Budget</b>	<b>Actual through March</b>	<b>Budget</b>	<b>Variance FY18 Budget to FY19 Budget</b>
67		A_B4000 Tuition & Educational Fees	-	-	-	-
68		A_B4100 Sales of Goods & Services	-	-	-	-
69		A_B4300 Grants & Contracts	-	-	-	-
70		A_43501 Federal Appropriations	-	-	-	-
71		A_B4400 Other Operating Revenue	-	-	-	-
72		A_B5000 Non Operating Revenues	-	-	-	-
73		A_B5100 Appropriations	-	-	-	-
74		A_B5300 Gifts	-	-	-	-
75		A_B5500 Investment Income	-	-	-	-
76		A_B5600 Other Non Operating Revenues	-	-	-	-
77		Total_Revenue Revenue	-	-	-	-
78		A_B6000 Salaries, Wages & Benefits	-	-	-	-
79		A_B6200 Services & Fees	-	-	-	-
80		A_B6300 Travel	-	-	-	-
81	FC_B30 Restr	A_B6400 Supplies	-	-	-	-
82	Expendable Op	A_B6450 Utilities	-	-	-	-
83		A_B6500 Repairs & Maintenance	-	-	-	-
84		A_B6550 Rentals & Leases	-	-	-	-
85		A_B6575 Interest Expense	-	-	-	-
86		A_B6600 Claims & Judgements	-	-	-	-
87		A_B6650 Other Expense	-	-	-	-
88		A_B6700 Subcontracts	-	-	-	-
89		A_B6900 Depreciation & Amortization	-	-	-	-
90		A_B7000 Capital Expense	-	-	-	-
91		A_B7200 Discontinued Operations	-	-	-	-
92		A_B7500 Other Non Operating Expenses	-	-	-	-
93		A_B7600 Internal Allocations & Sales	-	-	-	-
94		A_B7700 Funding Tranfers	-	-	-	-
95		Total_Expenses Expenses	-	-	-	-
96		Statement of Activities Net Result	-	-	-	-
97		A_B4000 Tuition & Educational Fees	-	-	-	-
98		A_B4100 Sales of Goods & Services	-	-	-	-
99		A_B4300 Grants & Contracts	-	-	-	-
100		A_43501 Federal Appropriations	-	-	-	-
101		A_B4400 Other Operating Revenue	-	-	-	-
102		A_B5000 Non Operating Revenues	-	-	-	-
103		A_B5100 Appropriations	-	-	-	-
104		A_B5300 Gifts	-	-	-	-
105		A_B5500 Investment Income	-	-	-	-
106		A_B5600 Other Non Operating Revenues	-	-	-	-
107		Total_Revenue Revenue	-	-	-	-
108		A_B6000 Salaries, Wages & Benefits	-	-	-	-
109		A_B6200 Services & Fees	-	-	-	-
110		A_B6300 Travel	-	-	-	-
111	FC_B35 Restr	A_B6400 Supplies	-	-	-	-
112	Expendable Non Op	A_B6450 Utilities	-	-	-	-
113		A_B6500 Repairs & Maintenance	-	-	-	-
114		A_B6550 Rentals & Leases	-	-	-	-
115		A_B6575 Interest Expense	-	-	-	-
116		A_B6600 Claims & Judgements	-	-	-	-
117		A_B6650 Other Expense	-	-	-	-
118		A_B6700 Subcontracts	-	-	-	-
119		A_B6900 Depreciation & Amortization	-	-	-	-
120		A_B7000 Capital Expense	-	-	-	-
121		A_B7200 Discontinued Operations	-	-	-	-
122		A_B7500 Other Non Operating Expenses	-	-	-	-
123		A_B7600 Internal Allocations & Sales	-	-	-	-
124		A_B7700 Funding Tranfers	-	-	-	-
125		Total_Expenses Expenses	-	-	-	-
126		Statement of Activities Net Result	-	-	-	-

	A	B	C	D	E	F
1						
2	O_E2100: Budget & Institutional Planning Department					
3	Board of Trustees Report					
4	O_E2100: Budget & Institutional Planning Department					
5			FY18		FY19	
6	<b>Fund Class - Source</b>	<b>Summary Level Natural Accounts</b>	<b>Budget</b>	<b>Actual through March</b>	<b>Budget</b>	<b>Variance FY18 Budget to FY19 Budget</b>
127		A_B4000 Tuition & Educational Fees	-	-	-	-
128		A_B4100 Sales of Goods & Services	-	-	-	-
129		A_B4300 Grants & Contracts	-	-	-	-
130		A_43501 Federal Appropriations	-	-	-	-
131		A_B4400 Other Operating Revenue	-	-	-	-
132		A_B5000 Non Operating Revenues	-	-	-	-
133		A_B5100 Appropriations	-	-	-	-
134		A_B5300 Gifts	-	-	-	-
135		A_B5500 Investment Income	-	-	-	-
136		A_B5600 Other Non Operating Revenues	-	-	-	-
137		Total_Revenue Revenue	-	-	-	-
138		A_B6000 Salaries, Wages & Benefits	-	-	-	-
139		A_B6200 Services & Fees	-	-	-	-
140		A_B6300 Travel	-	-	-	-
141	FC_B40 Restr	A_B6400 Supplies	-	-	-	-
142	Grants	A_B6450 Utilities	-	-	-	-
143		A_B6500 Repairs & Maintenance	-	-	-	-
144		A_B6550 Rentals & Leases	-	-	-	-
145		A_B6575 Interest Expense	-	-	-	-
146		A_B6600 Claims & Judgements	-	-	-	-
147		A_B6650 Other Expense	-	-	-	-
148		A_B6700 Subcontracts	-	-	-	-
149		A_B6900 Depreciation & Amortization	-	-	-	-
150		A_B7000 Capital Expense	-	-	-	-
151		A_B7200 Discontinued Operations	-	-	-	-
152		A_B7500 Other Non Operating Expenses	-	-	-	-
153		A_B7600 Internal Allocations & Sales	-	-	-	-
154		A_B7700 Funding Tranfers	-	-	-	-
155		Total_Expenses Expenses	-	-	-	-
156		Statement of Activities Net Result	-	-	-	-
157		A_B4000 Tuition & Educational Fees	-	-	-	-
158		A_B4100 Sales of Goods & Services	-	-	-	-
159		A_B4300 Grants & Contracts	-	-	-	-
160		A_43501 Federal Appropriations	-	-	-	-
161		A_B4400 Other Operating Revenue	-	-	-	-
162		A_B5000 Non Operating Revenues	-	-	-	-
163		A_B5100 Appropriations	-	-	-	-
164		A_B5300 Gifts	-	-	-	-
165		A_B5500 Investment Income	-	-	-	-
166		A_B5600 Other Non Operating Revenues	-	-	-	-
167		Total_Revenue Revenue	-	-	-	-
168		A_B6000 Salaries, Wages & Benefits	-	-	-	-
169		A_B6200 Services & Fees	-	-	-	-
170		A_B6300 Travel	-	-	-	-
171	FC_B45 Restr	A_B6400 Supplies	-	-	-	-
172	Govt Funds	A_B6450 Utilities	-	-	-	-
173		A_B6500 Repairs & Maintenance	-	-	-	-
174		A_B6550 Rentals & Leases	-	-	-	-
175		A_B6575 Interest Expense	-	-	-	-
176		A_B6600 Claims & Judgements	-	-	-	-
177		A_B6650 Other Expense	-	-	-	-
178		A_B6700 Subcontracts	-	-	-	-
179		A_B6900 Depreciation & Amortization	-	-	-	-
180		A_B7000 Capital Expense	-	-	-	-
181		A_B7200 Discontinued Operations	-	-	-	-
182		A_B7500 Other Non Operating Expenses	-	-	-	-
183		A_B7600 Internal Allocations & Sales	-	-	-	-
184		A_B7700 Funding Tranfers	-	-	-	-
185		Total_Expenses Expenses	-	-	-	-
186		Statement of Activities Net Result	-	-	-	-




	A	B	C	D	E	F	
1							
2	O_C2200: AVP of Fiscal Administration Subdivision						
3	Board of Trustees Report						
4	O_C2200: AVP of Fiscal Administration Subdivision						
5			FY18		FY19		
6	<b>Fund Class - Source</b>	<b>Summary Level Natural Accounts</b>	<b>Budget</b>	<b>Actual through March</b>	<b>Budget</b>	<b>Variance FY18 Budget to FY19 Budget</b>	
7	FC_105 Unrestricted Operating Class	A_B4000 Tuition & Educational Fees	(58,903,796)	-	-	58,903,796	
8		A_B4100 Sales of Goods & Services	-	-	-	-	
9		A_B4300 Grants & Contracts	-	(257,493)	(475,000)	(475,000)	
10		A_43501 Federal Appropriations	-	-	-	-	
11		A_B4400 Other Operating Revenue	(13,589,107)	(251,246)	(750,000)	12,839,107	
12		A_B5000 Non Operating Revenues	-	-	-	-	
13		A_B5100 Appropriations	(170,393,597)	(171,462,577)	-	170,393,597	
14		A_B5300 Gifts	-	-	-	-	
15		A_B5500 Investment Income	(530,668)	-	-	530,668	
16		A_B5600 Other Non Operating Revenues	-	-	-	-	
17			<b>Total_Revenue Revenue</b>	<b>(243,417,168)</b>	<b>(171,971,316)</b>	<b>(1,225,000)</b>	<b>242,192,168</b>
18			A_B6000 Salaries, Wages & Benefits	3,857,865	5,671,371	4,468,637	610,773
19			A_B6200 Services & Fees	512,573	54,696	127,446	(385,127)
20			A_B6300 Travel	10,800	3,836	24,996	14,196
21			A_B6400 Supplies	267,964	186,231	347,571	79,607
22			A_B6450 Utilities	-	-	-	-
23			A_B6500 Repairs & Maintenance	3,250	291	3,250	-
24			A_B6550 Rentals & Leases	-	-	-	-
25			A_B6575 Interest Expense	-	-	-	-
26			A_B6600 Claims & Judgements	-	-	-	-
27			A_B6650 Other Expense	28,095	24,337	100,175	72,080
28			A_B6700 Subcontracts	-	-	-	-
29			A_B6900 Depreciation & Amortization	-	-	-	-
30			A_B7000 Capital Expense	-	-	-	-
31			A_B7200 Discontinued Operations	-	-	-	-
32			A_B7500 Other Non Operating Expenses	5,472,503	(8,071)	-	(5,472,503)
33			A_B7600 Internal Allocations & Sales	(1,277,888)	1,085,524	71,085	1,348,973
34			A_B7700 Funding Tranfers	(577,298)	-	(164,350)	412,948
35			<b>Total_Expenses Expenses</b>	<b>8,297,864</b>	<b>7,018,214</b>	<b>4,978,810</b>	<b>(3,319,054)</b>
36			<b>Statement of Activities Net Result</b>	<b>(235,119,304)</b>	<b>(164,953,101)</b>	<b>3,753,810</b>	<b>238,873,114</b>
37		FC_B20 Designated Op	A_B4000 Tuition & Educational Fees	-	474	-	-
38			A_B4100 Sales of Goods & Services	-	-	-	-
39			A_B4300 Grants & Contracts	-	(208)	-	-
40			A_43501 Federal Appropriations	-	-	-	-
41			A_B4400 Other Operating Revenue	-	-	-	-
42			A_B5000 Non Operating Revenues	-	-	-	-
43	A_B5100 Appropriations		-	-	-	-	
44	A_B5300 Gifts		-	-	-	-	
45	A_B5500 Investment Income		-	-	-	-	
46	A_B5600 Other Non Operating Revenues		-	-	-	-	
47			<b>Total_Revenue Revenue</b>	<b>-</b>	<b>266</b>	<b>-</b>	<b>-</b>
48			A_B6000 Salaries, Wages & Benefits	-	446,041	-	-
49			A_B6200 Services & Fees	-	9	100,000	100,000
50			A_B6300 Travel	-	-	-	-
51			A_B6400 Supplies	-	815	-	-
52			A_B6450 Utilities	-	-	-	-
53			A_B6500 Repairs & Maintenance	-	-	-	-
54			A_B6550 Rentals & Leases	-	-	-	-
55			A_B6575 Interest Expense	-	-	-	-
56			A_B6600 Claims & Judgements	-	-	-	-
57			A_B6650 Other Expense	-	683	-	-
58			A_B6700 Subcontracts	-	-	-	-
59			A_B6900 Depreciation & Amortization	-	-	-	-
60			A_B7000 Capital Expense	-	-	-	-
61			A_B7200 Discontinued Operations	-	-	-	-
62			A_B7500 Other Non Operating Expenses	6,000	-	-	(6,000)
63			A_B7600 Internal Allocations & Sales	-	1,007	-	-
64			A_B7700 Funding Tranfers	-	-	(100,000)	(100,000)
65			<b>Total_Expenses Expenses</b>	<b>6,000</b>	<b>448,555</b>	<b>-</b>	<b>(6,000)</b>
66			<b>Statement of Activities Net Result</b>	<b>6,000</b>	<b>448,821</b>	<b>-</b>	<b>(6,000)</b>


	A	B	C	D	E	F
1						
2	O_C2200: AVP of Fiscal Administration Subdivision					
3	Board of Trustees Report					
4	O_C2200: AVP of Fiscal Administration Subdivision					
5			FY18		FY19	
6	<b>Fund Class - Source</b>	<b>Summary Level Natural Accounts</b>	<b>Budget</b>	<b>Actual through March</b>	<b>Budget</b>	<b>Variance FY18 Budget to FY19 Budget</b>
67		A_B4000 Tuition & Educational Fees	-	-	-	-
68		A_B4100 Sales of Goods & Services	-	-	-	-
69		A_B4300 Grants & Contracts	-	-	-	-
70		A_43501 Federal Appropriations	-	-	-	-
71		A_B4400 Other Operating Revenue	-	-	-	-
72		A_B5000 Non Operating Revenues	-	-	-	-
73		A_B5100 Appropriations	-	-	-	-
74		A_B5300 Gifts	-	-	-	-
75		A_B5500 Investment Income	-	-	-	-
76		A_B5600 Other Non Operating Revenues	-	-	-	-
77		Total_Revenue Revenue	-	-	-	-
78		A_B6000 Salaries, Wages & Benefits	-	-	-	-
79		A_B6200 Services & Fees	-	-	-	-
80		A_B6300 Travel	-	-	-	-
81	FC_B30 Restr	A_B6400 Supplies	-	-	-	-
82	Expendable Op	A_B6450 Utilities	-	-	-	-
83		A_B6500 Repairs & Maintenance	-	-	-	-
84		A_B6550 Rentals & Leases	-	-	-	-
85		A_B6575 Interest Expense	-	-	-	-
86		A_B6600 Claims & Judgements	-	-	-	-
87		A_B6650 Other Expense	-	-	-	-
88		A_B6700 Subcontracts	-	-	-	-
89		A_B6900 Depreciation & Amortization	-	-	-	-
90		A_B7000 Capital Expense	-	-	-	-
91		A_B7200 Discontinued Operations	-	-	-	-
92		A_B7500 Other Non Operating Expenses	-	-	-	-
93		A_B7600 Internal Allocations & Sales	-	-	-	-
94		A_B7700 Funding Tranfers	-	-	-	-
95		Total_Expenses Expenses	-	-	-	-
96		Statement of Activities Net Result	-	-	-	-
97		A_B4000 Tuition & Educational Fees	-	-	-	-
98		A_B4100 Sales of Goods & Services	-	-	-	-
99		A_B4300 Grants & Contracts	-	-	-	-
100		A_43501 Federal Appropriations	-	-	-	-
101		A_B4400 Other Operating Revenue	-	(1,457)	(3,100)	(3,100)
102		A_B5000 Non Operating Revenues	-	-	-	-
103		A_B5100 Appropriations	-	-	-	-
104		A_B5300 Gifts	-	-	2,472	2,472
105		A_B5500 Investment Income	-	-	-	-
106		A_B5600 Other Non Operating Revenues	-	(64,429)	(105,372)	(105,372)
107		Total_Revenue Revenue	-	(65,886)	(106,000)	(106,000)
108		A_B6000 Salaries, Wages & Benefits	-	-	-	-
109		A_B6200 Services & Fees	-	-	-	-
110		A_B6300 Travel	-	-	-	-
111	FC_B35 Restr	A_B6400 Supplies	-	-	-	-
112	Expendable Non Op	A_B6450 Utilities	-	-	-	-
113		A_B6500 Repairs & Maintenance	-	-	-	-
114		A_B6550 Rentals & Leases	-	-	-	-
115		A_B6575 Interest Expense	-	-	-	-
116		A_B6600 Claims & Judgements	-	-	-	-
117		A_B6650 Other Expense	-	-	-	-
118		A_B6700 Subcontracts	-	-	-	-
119		A_B6900 Depreciation & Amortization	-	-	-	-
120		A_B7000 Capital Expense	-	-	-	-
121		A_B7200 Discontinued Operations	-	-	-	-
122		A_B7500 Other Non Operating Expenses	-	70,697	106,000	106,000
123		A_B7600 Internal Allocations & Sales	-	(10,000,000)	-	-
124		A_B7700 Funding Tranfers	-	-	-	-
125		Total_Expenses Expenses	-	(9,929,303)	106,000	106,000
126		Statement of Activities Net Result	-	(9,995,189)	-	-


	A	B	C	D	E	F
1						
2	O_C2200: AVP of Fiscal Administration Subdivision					
3	Board of Trustees Report					
4	O_C2200: AVP of Fiscal Administration Subdivision					
5				FY18	FY19	
6	<b>Fund Class - Source</b>	<b>Summary Level Natural Accounts</b>	<b>Budget</b>	<b>Actual through March</b>	<b>Budget</b>	<b>Variance FY18 Budget to FY19 Budget</b>
127		A_B4000 Tuition & Educational Fees	-	-	-	-
128		A_B4100 Sales of Goods & Services	-	-	-	-
129		A_B4300 Grants & Contracts	-	8,505	-	-
130		A_43501 Federal Appropriations	-	-	-	-
131		A_B4400 Other Operating Revenue	-	-	-	-
132		A_B5000 Non Operating Revenues	-	-	-	-
133		A_B5100 Appropriations	-	-	-	-
134		A_B5300 Gifts	-	-	-	-
135		A_B5500 Investment Income	-	-	-	-
136		A_B5600 Other Non Operating Revenues	-	-	-	-
137		<b>Total Revenue Revenue</b>	-	8,505	-	-
138		A_B6000 Salaries, Wages & Benefits	-	-	-	-
139		A_B6200 Services & Fees	-	-	-	-
140		A_B6300 Travel	-	-	-	-
141	FC_B40 Restr	A_B6400 Supplies	-	-	-	-
142	Grants	A_B6450 Utilities	-	-	-	-
143		A_B6500 Repairs & Maintenance	-	-	-	-
144		A_B6550 Rentals & Leases	-	-	-	-
145		A_B6575 Interest Expense	-	-	-	-
146		A_B6600 Claims & Judgements	-	-	-	-
147		A_B6650 Other Expense	-	-	-	-
148		A_B6700 Subcontracts	-	-	-	-
149		A_B6900 Depreciation & Amortization	-	-	-	-
150		A_B7000 Capital Expense	-	-	-	-
151		A_B7200 Discontinued Operations	-	-	-	-
152		A_B7500 Other Non Operating Expenses	-	-	-	-
153		A_B7600 Internal Allocations & Sales	-	-	-	-
154		A_B7700 Funding Tranfers	-	-	-	-
155		<b>Total Expenses Expenses</b>	-	-	-	-
156		<b>Statement of Activities Net Result</b>	-	8,505	-	-
157		A_B4000 Tuition & Educational Fees	-	-	-	-
158		A_B4100 Sales of Goods & Services	-	-	-	-
159		A_B4300 Grants & Contracts	-	-	-	-
160		A_43501 Federal Appropriations	-	-	-	-
161		A_B4400 Other Operating Revenue	-	(163,199)	(217,600)	(217,600)
162		A_B5000 Non Operating Revenues	-	-	-	-
163		A_B5100 Appropriations	-	-	-	-
164		A_B5300 Gifts	-	-	(3,275,700)	(3,275,700)
165		A_B5500 Investment Income	-	-	-	-
166		A_B5600 Other Non Operating Revenues	-	(1,572)	(3,000)	(3,000)
167		<b>Total Revenue Revenue</b>	-	(164,771)	(3,496,300)	(3,496,300)
168		A_B6000 Salaries, Wages & Benefits	-	-	-	-
169		A_B6200 Services & Fees	-	-	-	-
170		A_B6300 Travel	-	-	-	-
171	FC_B45 Restr	A_B6400 Supplies	-	-	-	-
172	Govt Funds	A_B6450 Utilities	-	-	-	-
173		A_B6500 Repairs & Maintenance	-	-	-	-
174		A_B6550 Rentals & Leases	-	-	-	-
175		A_B6575 Interest Expense	-	-	-	-
176		A_B6600 Claims & Judgements	-	-	-	-
177		A_B6650 Other Expense	-	-	-	-
178		A_B6700 Subcontracts	-	-	-	-
179		A_B6900 Depreciation & Amortization	-	-	-	-
180		A_B7000 Capital Expense	-	-	-	-
181		A_B7200 Discontinued Operations	-	-	-	-
182		A_B7500 Other Non Operating Expenses	-	3,302,223	3,496,300	3,496,300
183		A_B7600 Internal Allocations & Sales	-	-	-	-
184		A_B7700 Funding Tranfers	-	-	-	-
185		<b>Total Expenses Expenses</b>	-	3,302,223	3,496,300	3,496,300
186		<b>Statement of Activities Net Result</b>	-	3,137,452	-	-






	A	B	C	D	E	F	
1							
2	O_C2300: Human Resources Subdivision						
3	Board of Trustees Report						
4	O_C2300: Human Resources Subdivision						
5			FY18		FY19		
6	<b>Fund Class - Source</b>	<b>Summary Level Natural Accounts</b>	<b>Budget</b>	<b>Actual through March</b>	<b>Budget</b>	<b>Variance FY18 Budget to FY19 Budget</b>	
7	FC_105 Unrestricted Operating Class	A_B4000 Tuition & Educational Fees	-	30	-	-	
8		A_B4100 Sales of Goods & Services	-	-	-	-	
9		A_B4300 Grants & Contracts	-	-	-	-	
10		A_43501 Federal Appropriations	-	-	-	-	
11		A_B4400 Other Operating Revenue	-	-	-	-	
12		A_B5000 Non Operating Revenues	-	-	-	-	
13		A_B5100 Appropriations	-	-	-	-	
14		A_B5300 Gifts	-	-	-	-	
15		A_B5500 Investment Income	-	-	-	-	
16		A_B5600 Other Non Operating Revenues	-	-	-	-	
17			<b>Total Revenue Revenue</b>	-	30	-	-
18			A_B6000 Salaries, Wages & Benefits	1,319,609	951,257	1,481,776	162,167
19			A_B6200 Services & Fees	13,437	19,328	61,880	48,443
20			A_B6300 Travel	2,800	1,681	5,000	2,200
21			A_B6400 Supplies	8,124	19,015	7,200	(924)
22			A_B6450 Utilities	-	-	-	-
23			A_B6500 Repairs & Maintenance	-	63	200	200
24			A_B6550 Rentals & Leases	-	-	-	-
25			A_B6575 Interest Expense	-	-	-	-
26			A_B6600 Claims & Judgements	-	-	-	-
27			A_B6650 Other Expense	33,126	10,514	29,050	(4,076)
28			A_B6700 Subcontracts	-	-	-	-
29			A_B6900 Depreciation & Amortization	-	-	-	-
30			A_B7000 Capital Expense	-	-	-	-
31			A_B7200 Discontinued Operations	-	-	-	-
32			A_B7500 Other Non Operating Expenses	-	-	-	-
33			A_B7600 Internal Allocations & Sales	-	22,473	29,500	29,500
34			A_B7700 Funding Trfers	-	-	-	-
35			<b>Total Expenses Expenses</b>	1,377,096	1,024,332	1,614,606	237,510
36			<b>Statement of Activities Net Result</b>	1,377,096	1,024,362	1,614,606	237,510
37		FC_B20 Designated Op	A_B4000 Tuition & Educational Fees	-	-	-	-
38			A_B4100 Sales of Goods & Services	-	-	-	-
39			A_B4300 Grants & Contracts	-	-	-	-
40			A_43501 Federal Appropriations	-	-	-	-
41			A_B4400 Other Operating Revenue	-	-	-	-
42			A_B5000 Non Operating Revenues	-	-	-	-
43	A_B5100 Appropriations		-	-	-	-	
44	A_B5300 Gifts		-	-	-	-	
45	A_B5500 Investment Income		-	-	-	-	
46	A_B5600 Other Non Operating Revenues		-	-	-	-	
47			<b>Total Revenue Revenue</b>	-	-	-	-
48			A_B6000 Salaries, Wages & Benefits	-	-	-	-
49			A_B6200 Services & Fees	-	-	-	-
50			A_B6300 Travel	-	-	-	-
51			A_B6400 Supplies	-	-	-	-
52			A_B6450 Utilities	-	-	-	-
53			A_B6500 Repairs & Maintenance	-	-	-	-
54			A_B6550 Rentals & Leases	-	-	-	-
55			A_B6575 Interest Expense	-	-	-	-
56			A_B6600 Claims & Judgements	-	-	-	-
57			A_B6650 Other Expense	-	-	-	-
58			A_B6700 Subcontracts	-	-	-	-
59			A_B6900 Depreciation & Amortization	-	-	-	-
60			A_B7000 Capital Expense	-	-	-	-
61			A_B7200 Discontinued Operations	-	-	-	-
62			A_B7500 Other Non Operating Expenses	-	-	-	-
63			A_B7600 Internal Allocations & Sales	-	-	-	-
64			A_B7700 Funding Trfers	-	-	-	-
65			<b>Total Expenses Expenses</b>	-	-	-	-
66			<b>Statement of Activities Net Result</b>	-	-	-	-


	A	B	C	D	E	F
1						
2	O_C2300: Human Resources Subdivision					
3	Board of Trustees Report					
4	O_C2300: Human Resources Subdivision					
5			FY18		FY19	
6	<b>Fund Class - Source</b>	<b>Summary Level Natural Accounts</b>	<b>Budget</b>	<b>Actual through March</b>	<b>Budget</b>	<b>Variance FY18 Budget to FY19 Budget</b>
67		A_B4000 Tuition & Educational Fees	-	-	-	-
68		A_B4100 Sales of Goods & Services	-	-	-	-
69		A_B4300 Grants & Contracts	-	-	-	-
70		A_43501 Federal Appropriations	-	-	-	-
71		A_B4400 Other Operating Revenue	-	-	-	-
72		A_B5000 Non Operating Revenues	-	-	-	-
73		A_B5100 Appropriations	-	-	-	-
74		A_B5300 Gifts	-	-	-	-
75		A_B5500 Investment Income	-	-	-	-
76		A_B5600 Other Non Operating Revenues	-	-	-	-
77		<b>Total Revenue Revenue</b>	-	-	-	-
78		A_B6000 Salaries, Wages & Benefits	-	-	-	-
79		A_B6200 Services & Fees	-	-	-	-
80		A_B6300 Travel	-	-	-	-
81	FC_B30 Restr	A_B6400 Supplies	-	-	-	-
82	Expendable Op	A_B6450 Utilities	-	-	-	-
83		A_B6500 Repairs & Maintenance	-	-	-	-
84		A_B6550 Rentals & Leases	-	-	-	-
85		A_B6575 Interest Expense	-	-	-	-
86		A_B6600 Claims & Judgements	-	-	-	-
87		A_B6650 Other Expense	-	-	-	-
88		A_B6700 Subcontracts	-	-	-	-
89		A_B6900 Depreciation & Amortization	-	-	-	-
90		A_B7000 Capital Expense	-	-	-	-
91		A_B7200 Discontinued Operations	-	-	-	-
92		A_B7500 Other Non Operating Expenses	-	-	-	-
93		A_B7600 Internal Allocations & Sales	-	-	-	-
94		A_B7700 Funding Tranfers	-	-	-	-
95		<b>Total Expenses Expenses</b>	-	-	-	-
96		<b>Statement of Activities Net Result</b>	-	-	-	-
97		A_B4000 Tuition & Educational Fees	-	-	-	-
98		A_B4100 Sales of Goods & Services	-	-	-	-
99		A_B4300 Grants & Contracts	-	-	-	-
100		A_43501 Federal Appropriations	-	-	-	-
101		A_B4400 Other Operating Revenue	-	-	-	-
102		A_B5000 Non Operating Revenues	-	-	-	-
103		A_B5100 Appropriations	-	-	-	-
104		A_B5300 Gifts	-	-	-	-
105		A_B5500 Investment Income	-	-	-	-
106		A_B5600 Other Non Operating Revenues	-	-	-	-
107		<b>Total Revenue Revenue</b>	-	-	-	-
108		A_B6000 Salaries, Wages & Benefits	-	-	-	-
109		A_B6200 Services & Fees	-	-	-	-
110		A_B6300 Travel	-	-	-	-
111	FC_B35 Restr	A_B6400 Supplies	-	-	-	-
112	Expendable Non Op	A_B6450 Utilities	-	-	-	-
113		A_B6500 Repairs & Maintenance	-	-	-	-
114		A_B6550 Rentals & Leases	-	-	-	-
115		A_B6575 Interest Expense	-	-	-	-
116		A_B6600 Claims & Judgements	-	-	-	-
117		A_B6650 Other Expense	-	-	-	-
118		A_B6700 Subcontracts	-	-	-	-
119		A_B6900 Depreciation & Amortization	-	-	-	-
120		A_B7000 Capital Expense	-	-	-	-
121		A_B7200 Discontinued Operations	-	-	-	-
122		A_B7500 Other Non Operating Expenses	-	-	-	-
123		A_B7600 Internal Allocations & Sales	-	-	-	-
124		A_B7700 Funding Tranfers	-	-	-	-
125		<b>Total Expenses Expenses</b>	-	-	-	-
126		<b>Statement of Activities Net Result</b>	-	-	-	-

	A	B	C	D	E	F
1						
2	O_C2300: Human Resources Subdivision					
3	Board of Trustees Report					
4	O_C2300: Human Resources Subdivision					
5			FY18		FY19	
6	<b>Fund Class - Source</b>	<b>Summary Level Natural Accounts</b>	<b>Budget</b>	<b>Actual through March</b>	<b>Budget</b>	<b>Variance FY18 Budget to FY19 Budget</b>
127		A_B4000 Tuition & Educational Fees	-	-	-	-
128		A_B4100 Sales of Goods & Services	-	-	-	-
129		A_B4300 Grants & Contracts	-	-	-	-
130		A_43501 Federal Appropriations	-	-	-	-
131		A_B4400 Other Operating Revenue	-	-	-	-
132		A_B5000 Non Operating Revenues	-	-	-	-
133		A_B5100 Appropriations	-	-	-	-
134		A_B5300 Gifts	-	-	-	-
135		A_B5500 Investment Income	-	-	-	-
136		A_B5600 Other Non Operating Revenues	-	-	-	-
137		Total_Revenue Revenue	-	-	-	-
138		A_B6000 Salaries, Wages & Benefits	-	-	-	-
139		A_B6200 Services & Fees	-	-	-	-
140		A_B6300 Travel	-	-	-	-
141	FC_B40 Restr	A_B6400 Supplies	-	-	-	-
142	Grants	A_B6450 Utilities	-	-	-	-
143		A_B6500 Repairs & Maintenance	-	-	-	-
144		A_B6550 Rentals & Leases	-	-	-	-
145		A_B6575 Interest Expense	-	-	-	-
146		A_B6600 Claims & Judgements	-	-	-	-
147		A_B6650 Other Expense	-	-	-	-
148		A_B6700 Subcontracts	-	-	-	-
149		A_B6900 Depreciation & Amortization	-	-	-	-
150		A_B7000 Capital Expense	-	-	-	-
151		A_B7200 Discontinued Operations	-	-	-	-
152		A_B7500 Other Non Operating Expenses	-	-	-	-
153		A_B7600 Internal Allocations & Sales	-	-	-	-
154		A_B7700 Funding Tranfers	-	-	-	-
155		Total_Expenses Expenses	-	-	-	-
156		Statement of Activities Net Result	-	-	-	-
157		A_B4000 Tuition & Educational Fees	-	-	-	-
158		A_B4100 Sales of Goods & Services	-	-	-	-
159		A_B4300 Grants & Contracts	-	-	-	-
160		A_43501 Federal Appropriations	-	-	-	-
161		A_B4400 Other Operating Revenue	-	-	-	-
162		A_B5000 Non Operating Revenues	-	-	-	-
163		A_B5100 Appropriations	-	-	-	-
164		A_B5300 Gifts	-	-	-	-
165		A_B5500 Investment Income	-	-	-	-
166		A_B5600 Other Non Operating Revenues	-	-	-	-
167		Total_Revenue Revenue	-	-	-	-
168		A_B6000 Salaries, Wages & Benefits	-	-	-	-
169		A_B6200 Services & Fees	-	-	-	-
170		A_B6300 Travel	-	-	-	-
171	FC_B45 Restr	A_B6400 Supplies	-	-	-	-
172	Govt Funds	A_B6450 Utilities	-	-	-	-
173		A_B6500 Repairs & Maintenance	-	-	-	-
174		A_B6550 Rentals & Leases	-	-	-	-
175		A_B6575 Interest Expense	-	-	-	-
176		A_B6600 Claims & Judgements	-	-	-	-
177		A_B6650 Other Expense	-	-	-	-
178		A_B6700 Subcontracts	-	-	-	-
179		A_B6900 Depreciation & Amortization	-	-	-	-
180		A_B7000 Capital Expense	-	-	-	-
181		A_B7200 Discontinued Operations	-	-	-	-
182		A_B7500 Other Non Operating Expenses	-	-	-	-
183		A_B7600 Internal Allocations & Sales	-	-	-	-
184		A_B7700 Funding Tranfers	-	-	-	-
185		Total_Expenses Expenses	-	-	-	-
186		Statement of Activities Net Result	-	-	-	-




	A	B	C	D	E	F	
1							
2	O_C2400: Auxiliary Services Subdivision						
3	Board of Trustees Report						
4	O_C2400: Auxiliary Services Subdivision						
5			FY18		FY19		
6	<b>Fund Class - Source</b>	<b>Summary Level Natural Accounts</b>	<b>Budget</b>	<b>Actual through March</b>	<b>Budget</b>	<b>Variance FY18 Budget to FY19 Budget</b>	
7	FC_105 Unrestricted Operating Class	A_B4000 Tuition & Educational Fees	(1,067,000)	(1,073,516)	(1,077,000)	(10,000)	
8		A_B4100 Sales of Goods & Services	(9,261,991)	(5,779,583)	(8,307,532)	954,459	
9		A_B4300 Grants & Contracts	-	-	-	-	
10		A_43501 Federal Appropriations	-	-	-	-	
11		A_B4400 Other Operating Revenue	5,332,231	(660,808)	(361,700)	(5,693,931)	
12		A_B5000 Non Operating Revenues	-	-	(121,000)	(121,000)	
13		A_B5100 Appropriations	-	-	-	-	
14		A_B5300 Gifts	-	-	-	-	
15		A_B5500 Investment Income	-	-	-	-	
16		A_B5600 Other Non Operating Revenues	(86,605)	(247,195)	(500)	86,105	
17			<b>Total_Revenue Revenue</b>	<b>(5,083,365)</b>	<b>(7,761,101)</b>	<b>(9,867,732)</b>	<b>(4,784,367)</b>
18			A_B6000 Salaries, Wages & Benefits	3,642,620	2,310,930	3,562,100	(80,519)
19			A_B6200 Services & Fees	517,663	154,137	154,277	(363,386)
20			A_B6300 Travel	20,575	79,994	33,250	12,675
21			A_B6400 Supplies	1,303,020	4,512,791	5,458,963	4,155,943
22			A_B6450 Utilities	8,500	4,431	4,250	(4,250)
23			A_B6500 Repairs & Maintenance	101,850	237,248	433,300	331,450
24			A_B6550 Rentals & Leases	729,515	298,724	408,077	(321,438)
25			A_B6575 Interest Expense	4,807	598	4,797	(10)
26			A_B6600 Claims & Judgements	-	-	-	-
27			A_B6650 Other Expense	188,158	600,040	697,023	508,865
28			A_B6700 Subcontracts	-	221	-	-
29			A_B6900 Depreciation & Amortization	9,339	6,687	5,716	(3,623)
30			A_B7000 Capital Expense	-	10,610	29,146	29,146
31			A_B7200 Discontinued Operations	-	-	-	-
32			A_B7500 Other Non Operating Expenses	188,229	3,570	-	(188,229)
33			A_B7600 Internal Allocations & Sales	(1,328,530)	(1,269,999)	(1,458,056)	(129,526)
34			A_B7700 Funding Tranfers	(350,907)	140,000	707,875	1,058,782
35			<b>Total_Expenses Expenses</b>	<b>5,034,840</b>	<b>7,089,982</b>	<b>10,040,718</b>	<b>5,005,879</b>
36			<b>Statement of Activities Net Result</b>	<b>(48,525)</b>	<b>(671,118)</b>	<b>172,986</b>	<b>221,512</b>
37		FC_B20 Designated Op	A_B4000 Tuition & Educational Fees	-	45	-	-
38			A_B4100 Sales of Goods & Services	-	-	-	-
39			A_B4300 Grants & Contracts	-	-	-	-
40			A_43501 Federal Appropriations	-	-	-	-
41			A_B4400 Other Operating Revenue	-	-	-	-
42			A_B5000 Non Operating Revenues	-	-	-	-
43	A_B5100 Appropriations		-	-	-	-	
44	A_B5300 Gifts		-	-	-	-	
45	A_B5500 Investment Income		-	-	-	-	
46	A_B5600 Other Non Operating Revenues		(374,601)	-	-	374,601	
47			<b>Total_Revenue Revenue</b>	<b>(374,601)</b>	<b>45</b>	<b>-</b>	<b>374,601</b>
48			A_B6000 Salaries, Wages & Benefits	207,698	442,817	207,698	0
49			A_B6200 Services & Fees	30,735	18,063	13,500	(17,235)
50			A_B6300 Travel	12,500	8,262	13,000	500
51			A_B6400 Supplies	100,074	12,540	50,220	(49,854)
52			A_B6450 Utilities	228	633	-	(228)
53			A_B6500 Repairs & Maintenance	-	16,750	271,600	271,600
54			A_B6550 Rentals & Leases	715	61	1,500	785
55			A_B6575 Interest Expense	-	-	-	-
56			A_B6600 Claims & Judgements	-	-	-	-
57			A_B6650 Other Expense	3,084	94,684	98,000	94,916
58			A_B6700 Subcontracts	-	-	-	-
59			A_B6900 Depreciation & Amortization	-	-	-	-
60			A_B7000 Capital Expense	-	-	-	-
61			A_B7200 Discontinued Operations	-	-	-	-
62			A_B7500 Other Non Operating Expenses	-	-	-	-
63			A_B7600 Internal Allocations & Sales	-	(186,862)	(330,700)	(330,700)
64			A_B7700 Funding Tranfers	19,567	-	(89,348)	(108,915)
65			<b>Total_Expenses Expenses</b>	<b>374,601</b>	<b>406,948</b>	<b>235,470</b>	<b>(139,131)</b>
66			<b>Statement of Activities Net Result</b>	<b>-</b>	<b>406,993</b>	<b>235,470</b>	<b>235,470</b>

	A	B	C	D	E	F
1						
2	O_C2400: Auxiliary Services Subdivision					
3	Board of Trustees Report					
4	O_C2400: Auxiliary Services Subdivision					
5			FY18		FY19	
6	<b>Fund Class - Source</b>	<b>Summary Level Natural Accounts</b>	<b>Budget</b>	<b>Actual through March</b>	<b>Budget</b>	<b>Variance FY18 Budget to FY19 Budget</b>
67		A_B4000 Tuition & Educational Fees	-	-	-	-
68		A_B4100 Sales of Goods & Services	-	-	-	-
69		A_B4300 Grants & Contracts	-	-	-	-
70		A_43501 Federal Appropriations	-	-	-	-
71		A_B4400 Other Operating Revenue	-	-	-	-
72		A_B5000 Non Operating Revenues	-	-	-	-
73		A_B5100 Appropriations	-	-	-	-
74		A_B5300 Gifts	-	-	-	-
75		A_B5500 Investment Income	-	-	-	-
76		A_B5600 Other Non Operating Revenues	-	-	-	-
77		<b>Total Revenue Revenue</b>	-	-	-	-
78		A_B6000 Salaries, Wages & Benefits	-	-	-	-
79		A_B6200 Services & Fees	-	-	-	-
80		A_B6300 Travel	-	-	-	-
81	FC_B30 Restr	A_B6400 Supplies	-	-	-	-
82	Expendable Op	A_B6450 Utilities	-	-	-	-
83		A_B6500 Repairs & Maintenance	-	-	-	-
84		A_B6550 Rentals & Leases	-	-	-	-
85		A_B6575 Interest Expense	-	-	-	-
86		A_B6600 Claims & Judgements	-	-	-	-
87		A_B6650 Other Expense	-	-	-	-
88		A_B6700 Subcontracts	-	-	-	-
89		A_B6900 Depreciation & Amortization	-	-	-	-
90		A_B7000 Capital Expense	-	-	-	-
91		A_B7200 Discontinued Operations	-	-	-	-
92		A_B7500 Other Non Operating Expenses	-	-	-	-
93		A_B7600 Internal Allocations & Sales	-	-	-	-
94		A_B7700 Funding Tranfers	-	-	-	-
95		<b>Total Expenses Expenses</b>	-	-	-	-
96		<b>Statement of Activities Net Result</b>	-	-	-	-
97		A_B4000 Tuition & Educational Fees	-	-	-	-
98		A_B4100 Sales of Goods & Services	-	-	-	-
99		A_B4300 Grants & Contracts	-	-	-	-
100		A_43501 Federal Appropriations	-	-	-	-
101		A_B4400 Other Operating Revenue	-	-	-	-
102		A_B5000 Non Operating Revenues	-	-	-	-
103		A_B5100 Appropriations	-	-	-	-
104		A_B5300 Gifts	-	-	-	-
105		A_B5500 Investment Income	-	-	-	-
106		A_B5600 Other Non Operating Revenues	-	-	-	-
107		<b>Total Revenue Revenue</b>	-	-	-	-
108		A_B6000 Salaries, Wages & Benefits	-	-	-	-
109		A_B6200 Services & Fees	-	-	-	-
110		A_B6300 Travel	-	-	-	-
111	FC_B35 Restr	A_B6400 Supplies	-	-	-	-
112	Expendable Non Op	A_B6450 Utilities	-	-	-	-
113		A_B6500 Repairs & Maintenance	-	-	-	-
114		A_B6550 Rentals & Leases	-	-	-	-
115		A_B6575 Interest Expense	-	-	-	-
116		A_B6600 Claims & Judgements	-	-	-	-
117		A_B6650 Other Expense	-	-	-	-
118		A_B6700 Subcontracts	-	-	-	-
119		A_B6900 Depreciation & Amortization	-	-	-	-
120		A_B7000 Capital Expense	-	-	-	-
121		A_B7200 Discontinued Operations	-	-	-	-
122		A_B7500 Other Non Operating Expenses	-	-	-	-
123		A_B7600 Internal Allocations & Sales	-	-	-	-
124		A_B7700 Funding Tranfers	-	-	-	-
125		<b>Total Expenses Expenses</b>	-	-	-	-
126		<b>Statement of Activities Net Result</b>	-	-	-	-


	A	B	C	D	E	F
1						
2	O_C2400: Auxiliary Services Subdivision					
3	Board of Trustees Report					
4	O_C2400: Auxiliary Services Subdivision					
5				FY18	FY19	
6	<b>Fund Class - Source</b>	<b>Summary Level Natural Accounts</b>	<b>Budget</b>	<b>Actual through March</b>	<b>Budget</b>	<b>Variance FY18 Budget to FY19 Budget</b>
127		A_B4000 Tuition & Educational Fees	-	-	64,962	64,962
128		A_B4100 Sales of Goods & Services	-	-	-	-
129		A_B4300 Grants & Contracts	-	(674,265)	(2,859,868)	(2,859,868)
130		A_43501 Federal Appropriations	-	-	-	-
131		A_B4400 Other Operating Revenue	-	-	-	-
132		A_B5000 Non Operating Revenues	-	-	-	-
133		A_B5100 Appropriations	-	-	-	-
134		A_B5300 Gifts	-	-	-	-
135		A_B5500 Investment Income	-	-	-	-
136		A_B5600 Other Non Operating Revenues	-	-	487,211	487,211
137		<b>Total_Revenue Revenue</b>	-	(674,265)	(2,307,696)	(2,307,696)
138		A_B6000 Salaries, Wages & Benefits	-	646,895	572,170	572,170
139		A_B6200 Services & Fees	-	4,215	202,683	202,683
140		A_B6300 Travel	-	3,106	129,118	129,118
141	FC_B40 Restr	A_B6400 Supplies	-	19,469	247,596	247,596
142	Grants	A_B6450 Utilities	-	-	-	-
143		A_B6500 Repairs & Maintenance	-	122,689	-	-
144		A_B6550 Rentals & Leases	-	-	638,913	638,913
145		A_B6575 Interest Expense	-	-	-	-
146		A_B6600 Claims & Judgements	-	-	-	-
147		A_B6650 Other Expense	-	73,411	-	-
148		A_B6700 Subcontracts	-	-	-	-
149		A_B6900 Depreciation & Amortization	-	-	-	-
150		A_B7000 Capital Expense	-	-	-	-
151		A_B7200 Discontinued Operations	-	-	-	-
152		A_B7500 Other Non Operating Expenses	-	-	(1,203)	(1,203)
153		A_B7600 Internal Allocations & Sales	-	-	-	-
154		A_B7700 Funding Tranfers	-	-	-	-
155		<b>Total_Expenses Expenses</b>	-	869,786	1,789,277	1,789,277
156		<b>Statement of Activities Net Result</b>	-	195,520	(518,418)	(518,418)
157		A_B4000 Tuition & Educational Fees	-	-	-	-
158		A_B4100 Sales of Goods & Services	-	-	-	-
159		A_B4300 Grants & Contracts	-	-	-	-
160		A_43501 Federal Appropriations	-	-	-	-
161		A_B4400 Other Operating Revenue	-	-	-	-
162		A_B5000 Non Operating Revenues	-	-	-	-
163		A_B5100 Appropriations	-	-	-	-
164		A_B5300 Gifts	-	-	-	-
165		A_B5500 Investment Income	-	-	-	-
166		A_B5600 Other Non Operating Revenues	-	-	-	-
167		<b>Total_Revenue Revenue</b>	-	-	-	-
168		A_B6000 Salaries, Wages & Benefits	-	-	-	-
169		A_B6200 Services & Fees	-	-	-	-
170		A_B6300 Travel	-	-	-	-
171	FC_B45 Restr	A_B6400 Supplies	-	-	-	-
172	Govt Funds	A_B6450 Utilities	-	-	-	-
173		A_B6500 Repairs & Maintenance	-	-	-	-
174		A_B6550 Rentals & Leases	-	-	-	-
175		A_B6575 Interest Expense	-	-	-	-
176		A_B6600 Claims & Judgements	-	-	-	-
177		A_B6650 Other Expense	-	-	-	-
178		A_B6700 Subcontracts	-	-	-	-
179		A_B6900 Depreciation & Amortization	-	-	-	-
180		A_B7000 Capital Expense	-	-	-	-
181		A_B7200 Discontinued Operations	-	-	-	-
182		A_B7500 Other Non Operating Expenses	-	-	-	-
183		A_B7600 Internal Allocations & Sales	-	-	-	-
184		A_B7700 Funding Tranfers	-	-	-	-
185		<b>Total_Expenses Expenses</b>	-	-	-	-
186		<b>Statement of Activities Net Result</b>	-	-	-	-







	A	B	C	D	E	F	
1							
2	O_C2500: University Police Subdivision						
3	Board of Trustees Report						
4	O_C2500: University Police Subdivision						
5			FY18		FY19		
6	<b>Fund Class - Source</b>	<b>Summary Level Natural Accounts</b>	<b>Budget</b>	<b>Actual through March</b>	<b>Budget</b>	<b>Variance FY18 Budget to FY19 Budget</b>	
7	FC_105 Unrestricted Operating Class	A_B4000 Tuition & Educational Fees	-	-	-	-	
8		A_B4100 Sales of Goods & Services	-	-	-	-	
9		A_B4300 Grants & Contracts	-	-	-	-	
10		A_43501 Federal Appropriations	-	-	-	-	
11		A_B4400 Other Operating Revenue	(55,426)	(5,441)	(5,500)	49,926	
12		A_B5000 Non Operating Revenues	-	-	-	-	
13		A_B5100 Appropriations	-	-	-	-	
14		A_B5300 Gifts	-	-	-	-	
15		A_B5500 Investment Income	-	-	-	-	
16		A_B5600 Other Non Operating Revenues	-	-	-	-	
17			<b>Total Revenue Revenue</b>	<b>(55,426)</b>	<b>(5,441)</b>	<b>(5,500)</b>	<b>49,926</b>
18			A_B6000 Salaries, Wages & Benefits	1,744,744	1,272,078	1,629,212	(115,533)
19			A_B6200 Services & Fees	34,293	2,470	14,475	(19,818)
20			A_B6300 Travel	5,100	2,796	5,100	-
21			A_B6400 Supplies	77,762	7,306	61,490	(16,272)
22			A_B6450 Utilities	800	-	-	(800)
23			A_B6500 Repairs & Maintenance	560	1,538	1,000	440
24			A_B6550 Rentals & Leases	-	-	-	-
25			A_B6575 Interest Expense	-	-	-	-
26			A_B6600 Claims & Judgements	-	-	-	-
27			A_B6650 Other Expense	30,540	9,035	31,210	670
28			A_B6700 Subcontracts	-	-	-	-
29			A_B6900 Depreciation & Amortization	-	-	-	-
30			A_B7000 Capital Expense	-	-	-	-
31			A_B7200 Discontinued Operations	-	-	-	-
32			A_B7500 Other Non Operating Expenses	-	-	-	-
33			A_B7600 Internal Allocations & Sales	-	19,713	28,148	28,148
34			A_B7700 Funding Tranfers	28,066	-	9,940	(18,126)
35			<b>Total Expenses Expenses</b>	<b>1,921,865</b>	<b>1,314,936</b>	<b>1,780,575</b>	<b>(141,291)</b>
36			<b>Statement of Activities Net Result</b>	<b>1,866,439</b>	<b>1,309,495</b>	<b>1,775,075</b>	<b>(91,365)</b>
37		FC_B20 Designated Op	A_B4000 Tuition & Educational Fees	-	-	-	-
38			A_B4100 Sales of Goods & Services	-	-	-	-
39			A_B4300 Grants & Contracts	-	-	-	-
40			A_43501 Federal Appropriations	-	-	-	-
41			A_B4400 Other Operating Revenue	(6,000)	(4,342)	-	6,000
42			A_B5000 Non Operating Revenues	-	-	-	-
43	A_B5100 Appropriations		-	-	-	-	
44	A_B5300 Gifts		-	-	-	-	
45	A_B5500 Investment Income		-	-	-	-	
46	A_B5600 Other Non Operating Revenues		-	-	-	-	
47			<b>Total Revenue Revenue</b>	<b>(6,000)</b>	<b>(4,342)</b>	<b>-</b>	<b>6,000</b>
48			A_B6000 Salaries, Wages & Benefits	-	-	-	-
49			A_B6200 Services & Fees	-	-	-	-
50			A_B6300 Travel	-	-	-	-
51			A_B6400 Supplies	1,500	-	-	(1,500)
52			A_B6450 Utilities	-	-	-	-
53			A_B6500 Repairs & Maintenance	86	-	-	(86)
54			A_B6550 Rentals & Leases	-	-	-	-
55			A_B6575 Interest Expense	-	-	-	-
56			A_B6600 Claims & Judgements	-	-	-	-
57			A_B6650 Other Expense	-	-	-	-
58			A_B6700 Subcontracts	-	-	-	-
59			A_B6900 Depreciation & Amortization	-	-	-	-
60			A_B7000 Capital Expense	-	-	-	-
61			A_B7200 Discontinued Operations	-	-	-	-
62			A_B7500 Other Non Operating Expenses	-	-	-	-
63			A_B7600 Internal Allocations & Sales	-	-	-	-
64			A_B7700 Funding Tranfers	4,414	-	-	(4,414)
65			<b>Total Expenses Expenses</b>	<b>6,000</b>	<b>-</b>	<b>-</b>	<b>(6,000)</b>
66			<b>Statement of Activities Net Result</b>	<b>-</b>	<b>(4,342)</b>	<b>-</b>	<b>-</b>

	A	B	C	D	E	F
1						
2	O_C2500: University Police Subdivision					
3	Board of Trustees Report					
4	O_C2500: University Police Subdivision					
5			FY18		FY19	
6	<b>Fund Class - Source</b>	<b>Summary Level Natural Accounts</b>	<b>Budget</b>	<b>Actual through March</b>	<b>Budget</b>	<b>Variance FY18 Budget to FY19 Budget</b>
67		A_B4000 Tuition & Educational Fees	-	-	-	-
68		A_B4100 Sales of Goods & Services	-	-	-	-
69		A_B4300 Grants & Contracts	-	-	-	-
70		A_43501 Federal Appropriations	-	-	-	-
71		A_B4400 Other Operating Revenue	-	-	-	-
72		A_B5000 Non Operating Revenues	-	-	-	-
73		A_B5100 Appropriations	-	-	-	-
74		A_B5300 Gifts	-	-	-	-
75		A_B5500 Investment Income	-	-	-	-
76		A_B5600 Other Non Operating Revenues	-	-	-	-
77		Total_Revenue Revenue	-	-	-	-
78		A_B6000 Salaries, Wages & Benefits	-	-	-	-
79		A_B6200 Services & Fees	-	-	-	-
80		A_B6300 Travel	-	-	-	-
81	FC_B30 Restr	A_B6400 Supplies	-	-	-	-
82	Expendable Op	A_B6450 Utilities	-	-	-	-
83		A_B6500 Repairs & Maintenance	-	-	-	-
84		A_B6550 Rentals & Leases	-	-	-	-
85		A_B6575 Interest Expense	-	-	-	-
86		A_B6600 Claims & Judgements	-	-	-	-
87		A_B6650 Other Expense	-	-	-	-
88		A_B6700 Subcontracts	-	-	-	-
89		A_B6900 Depreciation & Amortization	-	-	-	-
90		A_B7000 Capital Expense	-	-	-	-
91		A_B7200 Discontinued Operations	-	-	-	-
92		A_B7500 Other Non Operating Expenses	-	-	-	-
93		A_B7600 Internal Allocations & Sales	-	-	-	-
94		A_B7700 Funding Tranfers	-	-	-	-
95		Total_Expenses Expenses	-	-	-	-
96		Statement of Activities Net Result	-	-	-	-
97		A_B4000 Tuition & Educational Fees	-	-	-	-
98		A_B4100 Sales of Goods & Services	-	-	-	-
99		A_B4300 Grants & Contracts	-	-	-	-
100		A_43501 Federal Appropriations	-	-	-	-
101		A_B4400 Other Operating Revenue	-	-	-	-
102		A_B5000 Non Operating Revenues	-	-	-	-
103		A_B5100 Appropriations	-	-	-	-
104		A_B5300 Gifts	-	-	-	-
105		A_B5500 Investment Income	-	-	-	-
106		A_B5600 Other Non Operating Revenues	-	-	-	-
107		Total_Revenue Revenue	-	-	-	-
108		A_B6000 Salaries, Wages & Benefits	-	-	-	-
109		A_B6200 Services & Fees	-	-	-	-
110		A_B6300 Travel	-	-	-	-
111	FC_B35 Restr	A_B6400 Supplies	-	-	-	-
112	Expendable Non Op	A_B6450 Utilities	-	-	-	-
113		A_B6500 Repairs & Maintenance	-	-	-	-
114		A_B6550 Rentals & Leases	-	-	-	-
115		A_B6575 Interest Expense	-	-	-	-
116		A_B6600 Claims & Judgements	-	-	-	-
117		A_B6650 Other Expense	-	-	-	-
118		A_B6700 Subcontracts	-	-	-	-
119		A_B6900 Depreciation & Amortization	-	-	-	-
120		A_B7000 Capital Expense	-	-	-	-
121		A_B7200 Discontinued Operations	-	-	-	-
122		A_B7500 Other Non Operating Expenses	-	-	-	-
123		A_B7600 Internal Allocations & Sales	-	-	-	-
124		A_B7700 Funding Tranfers	-	-	-	-
125		Total_Expenses Expenses	-	-	-	-
126		Statement of Activities Net Result	-	-	-	-

	A	B	C	D	E	F
1						
2	O_C2500: University Police Subdivision					
3	Board of Trustees Report					
4	O_C2500: University Police Subdivision					
5				FY18	FY19	
6	<b>Fund Class - Source</b>	<b>Summary Level Natural Accounts</b>	<b>Budget</b>	<b>Actual through March</b>	<b>Budget</b>	<b>Variance FY18 Budget to FY19 Budget</b>
127		A_B4000 Tuition & Educational Fees	-	-	2,582	2,582
128		A_B4100 Sales of Goods & Services	-	-	-	-
129		A_B4300 Grants & Contracts	-	(65,870)	(88,476)	(88,476)
130		A_43501 Federal Appropriations	-	-	-	-
131		A_B4400 Other Operating Revenue	-	-	-	-
132		A_B5000 Non Operating Revenues	-	-	-	-
133		A_B5100 Appropriations	-	-	-	-
134		A_B5300 Gifts	-	-	-	-
135		A_B5500 Investment Income	-	-	-	-
136		A_B5600 Other Non Operating Revenues	-	-	19,367	19,367
137		<b>Total Revenue Revenue</b>	-	(65,870)	(66,527)	(66,527)
138		A_B6000 Salaries, Wages & Benefits	-	11,050	65,827	65,827
139		A_B6200 Services & Fees	-	54,289	(26,679)	(26,679)
140		A_B6300 Travel	-	-	5,165	5,165
141	FC_B40 Restr	A_B6400 Supplies	-	-	12,911	12,911
142	Grants	A_B6450 Utilities	-	-	-	-
143		A_B6500 Repairs & Maintenance	-	-	-	-
144		A_B6550 Rentals & Leases	-	-	9,038	9,038
145		A_B6575 Interest Expense	-	-	-	-
146		A_B6600 Claims & Judgements	-	-	-	-
147		A_B6650 Other Expense	-	-	-	-
148		A_B6700 Subcontracts	-	-	-	-
149		A_B6900 Depreciation & Amortization	-	-	-	-
150		A_B7000 Capital Expense	-	-	-	-
151		A_B7200 Discontinued Operations	-	-	-	-
152		A_B7500 Other Non Operating Expenses	-	-	(13,636)	(13,636)
153		A_B7600 Internal Allocations & Sales	-	-	-	-
154		A_B7700 Funding Tranfers	-	-	-	-
155		<b>Total Expenses Expenses</b>	-	65,339	52,625	52,625
156		<b>Statement of Activities Net Result</b>	-	(530)	(13,902)	(13,902)
157		A_B4000 Tuition & Educational Fees	-	-	-	-
158		A_B4100 Sales of Goods & Services	-	-	-	-
159		A_B4300 Grants & Contracts	-	-	-	-
160		A_43501 Federal Appropriations	-	-	-	-
161		A_B4400 Other Operating Revenue	-	-	-	-
162		A_B5000 Non Operating Revenues	-	-	-	-
163		A_B5100 Appropriations	-	-	-	-
164		A_B5300 Gifts	-	-	-	-
165		A_B5500 Investment Income	-	-	-	-
166		A_B5600 Other Non Operating Revenues	-	-	-	-
167		<b>Total Revenue Revenue</b>	-	-	-	-
168		A_B6000 Salaries, Wages & Benefits	-	-	-	-
169		A_B6200 Services & Fees	-	-	-	-
170		A_B6300 Travel	-	-	-	-
171	FC_B45 Restr	A_B6400 Supplies	-	-	-	-
172	Govt Funds	A_B6450 Utilities	-	-	-	-
173		A_B6500 Repairs & Maintenance	-	-	-	-
174		A_B6550 Rentals & Leases	-	-	-	-
175		A_B6575 Interest Expense	-	-	-	-
176		A_B6600 Claims & Judgements	-	-	-	-
177		A_B6650 Other Expense	-	-	-	-
178		A_B6700 Subcontracts	-	-	-	-
179		A_B6900 Depreciation & Amortization	-	-	-	-
180		A_B7000 Capital Expense	-	-	-	-
181		A_B7200 Discontinued Operations	-	-	-	-
182		A_B7500 Other Non Operating Expenses	-	-	-	-
183		A_B7600 Internal Allocations & Sales	-	-	-	-
184		A_B7700 Funding Tranfers	-	-	-	-
185		<b>Total Expenses Expenses</b>	-	-	-	-
186		<b>Statement of Activities Net Result</b>	-	-	-	-




	A	B	C	D	E	F	
1							
2	O_C2600: University Operations Subdivision						
3	Board of Trustees Report						
4	O_C2600: University Operations Subdivision						
5			FY18		FY19		
6	<b>Fund Class - Source</b>	<b>Summary Level Natural Accounts</b>	<b>Budget</b>	<b>Actual through March</b>	<b>Budget</b>	<b>Variance FY18 Budget to FY19 Budget</b>	
7	FC_105 Unrestricted Operating Class	A_B4000 Tuition & Educational Fees	(180,000)	-	(180,000)	-	
8		A_B4100 Sales of Goods & Services	(1,152,095)	(568,163)	(1,257,020)	(104,925)	
9		A_B4300 Grants & Contracts	-	-	-	-	
10		A_43501 Federal Appropriations	-	-	-	-	
11		A_B4400 Other Operating Revenue	(510,545)	(221,698)	(175,000)	335,545	
12		A_B5000 Non Operating Revenues	-	-	-	-	
13		A_B5100 Appropriations	(16,668,500)	-	(20,721,049)	(4,052,549)	
14		A_B5300 Gifts	-	-	-	-	
15		A_B5500 Investment Income	(100)	-	-	100	
16		A_B5600 Other Non Operating Revenues	(70,000)	-	-	70,000	
17			<b>Total Revenue Revenue</b>	<b>(18,581,240)</b>	<b>(789,861)</b>	<b>(22,333,069)</b>	<b>(3,751,829)</b>
18			A_B6000 Salaries, Wages & Benefits	15,180,549	10,719,205	15,406,690	226,141
19			A_B6200 Services & Fees	406,410	464,593	534,323	127,913
20			A_B6300 Travel	13,150	10,580	23,912	10,762
21			A_B6400 Supplies	865,516	367,065	803,350	(62,166)
22			A_B6450 Utilities	10,622,705	7,063,131	10,812,320	189,615
23			A_B6500 Repairs & Maintenance	2,571,771	3,592,250	2,620,883	49,112
24			A_B6550 Rentals & Leases	587,956	268,392	637,656	49,700
25			A_B6575 Interest Expense	-	-	-	-
26			A_B6600 Claims & Judgements	-	-	-	-
27			A_B6650 Other Expense	62,889	125,165	210,796	147,907
28			A_B6700 Subcontracts	-	-	-	-
29			A_B6900 Depreciation & Amortization	-	-	-	-
30			A_B7000 Capital Expense	-	2,342,080	150,000	150,000
31			A_B7200 Discontinued Operations	-	-	-	-
32			A_B7500 Other Non Operating Expenses	5,000	1,580	-	(5,000)
33			A_B7600 Internal Allocations & Sales	(4,399,046)	(2,673,895)	(4,662,491)	(263,445)
34			A_B7700 Funding Transfers	16,750,877	-	19,286,477	2,535,601
35			<b>Total Expenses Expenses</b>	<b>42,667,777</b>	<b>22,280,146</b>	<b>45,823,916</b>	<b>3,156,139</b>
36			<b>Statement of Activities Net Result</b>	<b>24,086,537</b>	<b>21,490,286</b>	<b>23,490,847</b>	<b>(595,689)</b>
37		FC_B20 Designated Op	A_B4000 Tuition & Educational Fees	-	(193,322)	-	-
38			A_B4100 Sales of Goods & Services	-	(2,977)	-	-
39			A_B4300 Grants & Contracts	-	-	-	-
40			A_43501 Federal Appropriations	-	-	-	-
41			A_B4400 Other Operating Revenue	(3,000)	-	-	3,000
42			A_B5000 Non Operating Revenues	-	-	-	-
43	A_B5100 Appropriations		(1,000,000)	-	(699,000)	301,000	
44	A_B5300 Gifts		-	-	-	-	
45	A_B5500 Investment Income		-	-	-	-	
46	A_B5600 Other Non Operating Revenues		-	-	-	-	
47			<b>Total Revenue Revenue</b>	<b>(1,003,000)</b>	<b>(196,299)</b>	<b>(699,000)</b>	<b>304,000</b>
48			A_B6000 Salaries, Wages & Benefits	-	-	-	-
49			A_B6200 Services & Fees	1,000	1,000	1,000	-
50			A_B6300 Travel	1,000	-	1,000	-
51			A_B6400 Supplies	100	-	100	-
52			A_B6450 Utilities	-	-	-	-
53			A_B6500 Repairs & Maintenance	97,900	-	-	(97,900)
54			A_B6550 Rentals & Leases	-	-	-	-
55			A_B6575 Interest Expense	-	-	-	-
56			A_B6600 Claims & Judgements	-	-	-	-
57			A_B6650 Other Expense	-	-	-	-
58			A_B6700 Subcontracts	-	-	-	-
59			A_B6900 Depreciation & Amortization	-	-	-	-
60			A_B7000 Capital Expense	-	400,000	-	-
61			A_B7200 Discontinued Operations	-	-	-	-
62			A_B7500 Other Non Operating Expenses	3,000	(801)	-	(3,000)
63			A_B7600 Internal Allocations & Sales	(100,000)	-	97,900	197,900
64			A_B7700 Funding Transfers	1,000,000	768,371	599,000	(401,000)
65			<b>Total Expenses Expenses</b>	<b>1,003,000</b>	<b>1,168,571</b>	<b>699,000</b>	<b>(304,000)</b>
66			<b>Statement of Activities Net Result</b>	<b>-</b>	<b>972,272</b>	<b>-</b>	<b>-</b>


	A	B	C	D	E	F
1						
2	O_C2600: University Operations Subdivision					
3	Board of Trustees Report					
4	O_C2600: University Operations Subdivision					
5				FY18	FY19	
6	<b>Fund Class - Source</b>	<b>Summary Level Natural Accounts</b>	<b>Budget</b>	<b>Actual through March</b>	<b>Budget</b>	<b>Variance FY18 Budget to FY19 Budget</b>
67		A_B4000 Tuition & Educational Fees	-	-	-	-
68		A_B4100 Sales of Goods & Services	-	-	-	-
69		A_B4300 Grants & Contracts	-	-	-	-
70		A_43501 Federal Appropriations	-	-	-	-
71		A_B4400 Other Operating Revenue	-	-	-	-
72		A_B5000 Non Operating Revenues	-	-	-	-
73		A_B5100 Appropriations	-	-	-	-
74		A_B5300 Gifts	-	(65,731)	(311,848)	(311,848)
75		A_B5500 Investment Income	-	-	-	-
76		A_B5600 Other Non Operating Revenues	-	-	-	-
77		<b>Total_Revenue Revenue</b>	-	(65,731)	(311,848)	(311,848)
78		A_B6000 Salaries, Wages & Benefits	-	51,343	78,848	78,848
79		A_B6200 Services & Fees	-	781	500	500
80		A_B6300 Travel	-	-	-	-
81	FC_B30 Restr	A_B6400 Supplies	-	-	-	-
82	Expendable Op	A_B6450 Utilities	-	-	-	-
83		A_B6500 Repairs & Maintenance	-	-	-	-
84		A_B6550 Rentals & Leases	-	-	-	-
85		A_B6575 Interest Expense	-	-	-	-
86		A_B6600 Claims & Judgements	-	-	-	-
87		A_B6650 Other Expense	-	-	-	-
88		A_B6700 Subcontracts	-	-	-	-
89		A_B6900 Depreciation & Amortization	-	-	-	-
90		A_B7000 Capital Expense	-	-	-	-
91		A_B7200 Discontinued Operations	-	-	-	-
92		A_B7500 Other Non Operating Expenses	-	-	-	-
93		A_B7600 Internal Allocations & Sales	-	40,497	232,500	232,500
94		A_B7700 Funding Tranfers	-	-	-	-
95		<b>Total_Expenses Expenses</b>	-	92,622	311,848	311,848
96		<b>Statement of Activities Net Result</b>	-	26,891	-	-
97		A_B4000 Tuition & Educational Fees	-	-	-	-
98		A_B4100 Sales of Goods & Services	-	-	-	-
99		A_B4300 Grants & Contracts	-	-	-	-
100		A_43501 Federal Appropriations	-	-	-	-
101		A_B4400 Other Operating Revenue	-	-	-	-
102		A_B5000 Non Operating Revenues	-	-	-	-
103		A_B5100 Appropriations	-	-	-	-
104		A_B5300 Gifts	-	(332,633)	-	-
105		A_B5500 Investment Income	-	-	-	-
106		A_B5600 Other Non Operating Revenues	-	-	-	-
107		<b>Total_Revenue Revenue</b>	-	(332,633)	-	-
108		A_B6000 Salaries, Wages & Benefits	-	-	-	-
109		A_B6200 Services & Fees	-	-	-	-
110		A_B6300 Travel	-	-	-	-
111	FC_B35 Restr	A_B6400 Supplies	-	-	-	-
112	Expendable Non Op	A_B6450 Utilities	-	-	-	-
113		A_B6500 Repairs & Maintenance	-	-	-	-
114		A_B6550 Rentals & Leases	-	-	-	-
115		A_B6575 Interest Expense	-	-	-	-
116		A_B6600 Claims & Judgements	-	-	-	-
117		A_B6650 Other Expense	-	-	-	-
118		A_B6700 Subcontracts	-	-	-	-
119		A_B6900 Depreciation & Amortization	-	-	-	-
120		A_B7000 Capital Expense	-	1,357,012	-	-
121		A_B7200 Discontinued Operations	-	-	-	-
122		A_B7500 Other Non Operating Expenses	-	-	-	-
123		A_B7600 Internal Allocations & Sales	-	-	-	-
124		A_B7700 Funding Tranfers	-	-	-	-
125		<b>Total_Expenses Expenses</b>	-	1,357,012	-	-
126		<b>Statement of Activities Net Result</b>	-	1,024,379	-	-


	A	B	C	D	E	F
1						
2	O_C2600: University Operations Subdivision					
3	Board of Trustees Report					
4	O_C2600: University Operations Subdivision					
5						
6	<b>Fund Class - Source</b>	<b>Summary Level Natural Accounts</b>	<b>FY18 Budget</b>	<b>FY19 Actual through March</b>	<b>FY19 Budget</b>	<b>Variance FY18 Budget to FY19 Budget</b>
127		A_B4000 Tuition & Educational Fees	-	-	7,355	7,355
128		A_B4100 Sales of Goods & Services	-	-	-	-
129		A_B4300 Grants & Contracts	-	(5,468,413)	-	-
130		A_43501 Federal Appropriations	-	-	-	-
131		A_B4400 Other Operating Revenue	-	-	-	-
132		A_B5000 Non Operating Revenues	-	-	-	-
133		A_B5100 Appropriations	-	-	-	-
134		A_B5300 Gifts	-	-	-	-
135		A_B5500 Investment Income	-	-	-	-
136		A_B5600 Other Non Operating Revenues	-	-	55,161	55,161
137		<b>Total Revenue Revenue</b>	-	<b>(5,468,413)</b>	<b>62,516</b>	<b>62,516</b>
138		A_B6000 Salaries, Wages & Benefits	-	-	202,257	202,257
139		A_B6200 Services & Fees	-	-	25,383	25,383
140		A_B6300 Travel	-	-	13,583	13,583
141	FC_B40 Restr	A_B6400 Supplies	-	-	36,717	36,717
142	Grants	A_B6450 Utilities	-	-	-	-
143		A_B6500 Repairs & Maintenance	-	-	-	-
144		A_B6550 Rentals & Leases	-	-	(338,331)	(338,331)
145		A_B6575 Interest Expense	-	-	-	-
146		A_B6600 Claims & Judgements	-	-	-	-
147		A_B6650 Other Expense	-	-	-	-
148		A_B6700 Subcontracts	-	-	-	-
149		A_B6900 Depreciation & Amortization	-	-	-	-
150		A_B7000 Capital Expense	-	-	-	-
151		A_B7200 Discontinued Operations	-	-	-	-
152		A_B7500 Other Non Operating Expenses	-	-	(2,123)	(2,123)
153		A_B7600 Internal Allocations & Sales	-	-	-	-
154		A_B7700 Funding Tranfers	-	-	-	-
155		<b>Total Expenses Expenses</b>	-	-	<b>(62,516)</b>	<b>(62,516)</b>
156		<b>Statement of Activities Net Result</b>	-	<b>(5,468,413)</b>	<b>0</b>	<b>0</b>
157		A_B4000 Tuition & Educational Fees	-	-	-	-
158		A_B4100 Sales of Goods & Services	-	-	-	-
159		A_B4300 Grants & Contracts	-	-	-	-
160		A_43501 Federal Appropriations	-	-	-	-
161		A_B4400 Other Operating Revenue	-	-	-	-
162		A_B5000 Non Operating Revenues	-	-	-	-
163		A_B5100 Appropriations	-	-	-	-
164		A_B5300 Gifts	-	-	-	-
165		A_B5500 Investment Income	-	-	-	-
166		A_B5600 Other Non Operating Revenues	-	-	-	-
167		<b>Total Revenue Revenue</b>	-	-	-	-
168		A_B6000 Salaries, Wages & Benefits	-	-	-	-
169		A_B6200 Services & Fees	-	-	-	-
170		A_B6300 Travel	-	-	-	-
171	FC_B45 Restr	A_B6400 Supplies	-	-	-	-
172	Govt Funds	A_B6450 Utilities	-	-	-	-
173		A_B6500 Repairs & Maintenance	-	-	-	-
174		A_B6550 Rentals & Leases	-	-	-	-
175		A_B6575 Interest Expense	-	-	-	-
176		A_B6600 Claims & Judgements	-	-	-	-
177		A_B6650 Other Expense	-	-	-	-
178		A_B6700 Subcontracts	-	-	-	-
179		A_B6900 Depreciation & Amortization	-	-	-	-
180		A_B7000 Capital Expense	-	-	-	-
181		A_B7200 Discontinued Operations	-	-	-	-
182		A_B7500 Other Non Operating Expenses	-	-	-	-
183		A_B7600 Internal Allocations & Sales	-	-	-	-
184		A_B7700 Funding Tranfers	-	-	-	-
185		<b>Total Expenses Expenses</b>	-	-	-	-
186		<b>Statement of Activities Net Result</b>	-	-	-	-







	A	B	C	D	E	F	
1							
2	O_B3000: Student Affairs Division						
3	Board of Trustees Report						
4	O_B3000: Student Affairs Division						
5			FY18		FY19		
6	<b>Fund Class - Source</b>	<b>Summary Level Natural Accounts</b>	<b>Budget</b>	<b>Actual through March</b>	<b>Budget</b>	<b>Variance FY18 Budget to FY19 Budget</b>	
7	FC_105 Unrestricted Operating Class	A_B4000 Tuition & Educational Fees	(7,811,954)	(3,613,775)	(7,088,422)	723,532	
8		A_B4100 Sales of Goods & Services	(24,182,875)	(21,835,204)	(19,312,594)	4,870,281	
9		A_B4300 Grants & Contracts	-	-	-	-	
10		A_43501 Federal Appropriations	-	-	-	-	
11		A_B4400 Other Operating Revenue	(333,850)	(462,036)	(467,808)	(133,958)	
12		A_B5000 Non Operating Revenues	-	-	-	-	
13		A_B5100 Appropriations	-	-	-	-	
14		A_B5300 Gifts	(153,333)	-	(237,525)	(84,192)	
15		A_B5500 Investment Income	(2,900)	-	-	2,900	
16		A_B5600 Other Non Operating Revenues	(385,563)	(60)	-	385,563	
17			<b>Total_Revenue Revenue</b>	<b>(32,870,475)</b>	<b>(25,911,074)</b>	<b>(27,106,349)</b>	<b>5,764,126</b>
18			A_B6000 Salaries, Wages & Benefits	16,471,437	9,831,783	15,816,811	(654,626)
19			A_B6200 Services & Fees	2,184,059	911,330	1,282,589	(901,470)
20			A_B6300 Travel	653,517	173,695	233,795	(419,722)
21			A_B6400 Supplies	4,865,673	4,375,120	1,409,445	(3,456,228)
22			A_B6450 Utilities	2,070,444	161,075	227,801	(1,842,643)
23			A_B6500 Repairs & Maintenance	1,626,845	100,558	102,951	(1,523,894)
24			A_B6550 Rentals & Leases	102,183	17,846	35,965	(66,218)
25			A_B6575 Interest Expense	-	-	-	-
26			A_B6600 Claims & Judgements	20,000	-	-	(20,000)
27			A_B6650 Other Expense	370,657	335,269	435,424	64,768
28			A_B6700 Subcontracts	-	50,059	39,400	39,400
29			A_B6900 Depreciation & Amortization	101,402	1,090	126,625	25,223
30			A_B7000 Capital Expense	-	108,588	300,000	300,000
31			A_B7200 Discontinued Operations	-	-	-	-
32			A_B7500 Other Non Operating Expenses	2,664,436	2,459	-	(2,664,436)
33			A_B7600 Internal Allocations & Sales	1,241,316	2,221,384	3,129,916	1,888,600
34			A_B7700 Funding Tranfers	2,698,718	3,081,408	5,515,586	2,816,868
35			<b>Total_Expenses Expenses</b>	<b>35,070,686</b>	<b>21,371,662</b>	<b>28,656,308</b>	<b>(6,414,378)</b>
36			<b>Statement of Activities Net Result</b>	<b>2,200,211</b>	<b>(4,539,412)</b>	<b>1,549,959</b>	<b>(650,252)</b>
37		FC_B20 Designated Op	A_B4000 Tuition & Educational Fees	86,342	(4,021,349)	(1,273,772)	(1,360,114)
38			A_B4100 Sales of Goods & Services	-	(165,515)	(319,000)	(319,000)
39			A_B4300 Grants & Contracts	(11,200)	-	-	11,200
40			A_43501 Federal Appropriations	-	-	-	-
41			A_B4400 Other Operating Revenue	(117,880)	(203,130)	(75,000)	42,880
42			A_B5000 Non Operating Revenues	-	-	-	-
43	A_B5100 Appropriations		-	-	-	-	
44	A_B5300 Gifts		(20)	-	-	20	
45	A_B5500 Investment Income		-	-	-	-	
46	A_B5600 Other Non Operating Revenues		(209,750)	-	-	209,750	
47			<b>Total_Revenue Revenue</b>	<b>(252,508)</b>	<b>(4,389,993)</b>	<b>(1,667,772)</b>	<b>(1,415,264)</b>
48			A_B6000 Salaries, Wages & Benefits	3,255	1,027,547	937,836	934,581
49			A_B6200 Services & Fees	81,200	38,908	226,815	145,615
50			A_B6300 Travel	33,850	21,167	59,641	25,791
51			A_B6400 Supplies	68,538	43,171	126,961	58,423
52			A_B6450 Utilities	-	-	-	-
53			A_B6500 Repairs & Maintenance	-	-	3,800	3,800
54			A_B6550 Rentals & Leases	3,500	16,270	30,000	26,500
55			A_B6575 Interest Expense	-	-	-	-
56			A_B6600 Claims & Judgements	-	-	-	-
57			A_B6650 Other Expense	54,658	21,611	98,508	43,850
58			A_B6700 Subcontracts	-	15,173	75,000	75,000
59			A_B6900 Depreciation & Amortization	-	-	-	-
60			A_B7000 Capital Expense	-	-	-	-
61			A_B7200 Discontinued Operations	-	-	-	-
62			A_B7500 Other Non Operating Expenses	1,000	1,100	-	(1,000)
63			A_B7600 Internal Allocations & Sales	-	14,336	25,821	25,821
64			A_B7700 Funding Tranfers	6,507	-	(9,368)	(15,875)
65			<b>Total_Expenses Expenses</b>	<b>252,508</b>	<b>1,199,282</b>	<b>1,575,014</b>	<b>1,322,506</b>
66			<b>Statement of Activities Net Result</b>	<b>-</b>	<b>(3,190,711)</b>	<b>(92,758)</b>	<b>(92,758)</b>


	A	B	C	D	E	F
1						
2	O_B3000: Student Affairs Division					
3	Board of Trustees Report					
4	O_B3000: Student Affairs Division					
5				FY18	FY19	
6	<b>Fund Class - Source</b>	<b>Summary Level Natural Accounts</b>	<b>Budget</b>	<b>Actual through March</b>	<b>Budget</b>	<b>Variance FY18 Budget to FY19 Budget</b>
67		A_B4000 Tuition & Educational Fees	-	156,902	55,000	55,000
68		A_B4100 Sales of Goods & Services	-	-	-	-
69		A_B4300 Grants & Contracts	-	-	-	-
70		A_43501 Federal Appropriations	-	-	-	-
71		A_B4400 Other Operating Revenue	-	-	-	-
72		A_B5000 Non Operating Revenues	-	-	-	-
73		A_B5100 Appropriations	-	-	-	-
74		A_B5300 Gifts	-	(243,742)	(829,574)	(829,574)
75		A_B5500 Investment Income	-	-	-	-
76		A_B5600 Other Non Operating Revenues	-	-	-	-
77		Total_Revenue Revenue	-	(86,840)	(774,574)	(774,574)
78		A_B6000 Salaries, Wages & Benefits	-	39,900	65,565	65,565
79		A_B6200 Services & Fees	-	18,489	85,100	85,100
80		A_B6300 Travel	-	8,322	52,082	52,082
81	FC_B30 Restr	A_B6400 Supplies	-	31,890	53,085	53,085
82	Expendable Op	A_B6450 Utilities	-	48	-	-
83		A_B6500 Repairs & Maintenance	-	295	7,250	7,250
84		A_B6550 Rentals & Leases	-	(20)	-	-
85		A_B6575 Interest Expense	-	-	-	-
86		A_B6600 Claims & Judgements	-	-	-	-
87		A_B6650 Other Expense	-	7,816	28,603	28,603
88		A_B6700 Subcontracts	-	7,451	-	-
89		A_B6900 Depreciation & Amortization	-	-	-	-
90		A_B7000 Capital Expense	-	-	-	-
91		A_B7200 Discontinued Operations	-	-	-	-
92		A_B7500 Other Non Operating Expenses	-	-	-	-
93		A_B7600 Internal Allocations & Sales	-	4,068	189,989	189,989
94		A_B7700 Funding Tranfers	-	-	292,900	292,900
95		Total_Expenses Expenses	-	118,260	774,574	774,574
96		Statement of Activities Net Result	-	31,420	-	-
97		A_B4000 Tuition & Educational Fees	-	-	-	-
98		A_B4100 Sales of Goods & Services	-	-	-	-
99		A_B4300 Grants & Contracts	-	-	-	-
100		A_43501 Federal Appropriations	-	-	-	-
101		A_B4400 Other Operating Revenue	-	-	-	-
102		A_B5000 Non Operating Revenues	-	-	-	-
103		A_B5100 Appropriations	-	-	-	-
104		A_B5300 Gifts	-	-	-	-
105		A_B5500 Investment Income	-	-	-	-
106		A_B5600 Other Non Operating Revenues	-	-	-	-
107		Total_Revenue Revenue	-	-	-	-
108		A_B6000 Salaries, Wages & Benefits	-	-	-	-
109		A_B6200 Services & Fees	-	-	-	-
110		A_B6300 Travel	-	-	-	-
111	FC_B35 Restr	A_B6400 Supplies	-	-	-	-
112	Expendable Non Op	A_B6450 Utilities	-	-	-	-
113		A_B6500 Repairs & Maintenance	-	-	-	-
114		A_B6550 Rentals & Leases	-	-	-	-
115		A_B6575 Interest Expense	-	-	-	-
116		A_B6600 Claims & Judgements	-	-	-	-
117		A_B6650 Other Expense	-	-	-	-
118		A_B6700 Subcontracts	-	-	-	-
119		A_B6900 Depreciation & Amortization	-	-	-	-
120		A_B7000 Capital Expense	-	-	-	-
121		A_B7200 Discontinued Operations	-	-	-	-
122		A_B7500 Other Non Operating Expenses	-	-	-	-
123		A_B7600 Internal Allocations & Sales	-	-	-	-
124		A_B7700 Funding Tranfers	-	-	-	-
125		Total_Expenses Expenses	-	-	-	-
126		Statement of Activities Net Result	-	-	-	-

	A	B	C	D	E	F
1						
2	O_B3000: Student Affairs Division					
3	Board of Trustees Report					
4	O_B3000: Student Affairs Division					
5				FY18	FY19	
6	<b>Fund Class - Source</b>	<b>Summary Level Natural Accounts</b>	<b>Budget</b>	<b>Actual through March</b>	<b>Budget</b>	<b>Variance FY18 Budget to FY19 Budget</b>
127		A_B4000 Tuition & Educational Fees	-	-	11,209	11,209
128		A_B4100 Sales of Goods & Services	-	-	-	-
129		A_B4300 Grants & Contracts	-	(548,873)	(670,199)	(670,199)
130		A_43501 Federal Appropriations	-	-	-	-
131		A_B4400 Other Operating Revenue	-	-	-	-
132		A_B5000 Non Operating Revenues	-	-	-	-
133		A_B5100 Appropriations	-	-	-	-
134		A_B5300 Gifts	-	-	-	-
135		A_B5500 Investment Income	-	-	-	-
136		A_B5600 Other Non Operating Revenues	-	(16,289)	111,139	111,139
137		Total_Revenue Revenue	-	(565,162)	(547,851)	(547,851)
138		A_B6000 Salaries, Wages & Benefits	-	208,391	123,781	123,781
139		A_B6200 Services & Fees	-	1,303	34,769	34,769
140		A_B6300 Travel	-	18,033	33,395	33,395
141	FC_B40 Restr	A_B6400 Supplies	-	14,765	92,131	92,131
142	Grants	A_B6450 Utilities	-	1,114	-	-
143		A_B6500 Repairs & Maintenance	-	5,316	-	-
144		A_B6550 Rentals & Leases	-	17,712	47,318	47,318
145		A_B6575 Interest Expense	-	-	-	-
146		A_B6600 Claims & Judgements	-	-	-	-
147		A_B6650 Other Expense	-	37,278	986	986
148		A_B6700 Subcontracts	-	2,986	76,217	76,217
149		A_B6900 Depreciation & Amortization	-	-	-	-
150		A_B7000 Capital Expense	-	261	-	-
151		A_B7200 Discontinued Operations	-	-	-	-
152		A_B7500 Other Non Operating Expenses	-	-	(8,660)	(8,660)
153		A_B7600 Internal Allocations & Sales	-	-	-	-
154		A_B7700 Funding Tranfers	-	-	-	-
155		Total_Expenses Expenses	-	307,159	399,938	399,938
156		Statement of Activities Net Result	-	(258,003)	(147,913)	(147,913)
157		A_B4000 Tuition & Educational Fees	-	-	-	-
158		A_B4100 Sales of Goods & Services	-	-	-	-
159		A_B4300 Grants & Contracts	-	-	-	-
160		A_43501 Federal Appropriations	-	-	-	-
161		A_B4400 Other Operating Revenue	-	-	-	-
162		A_B5000 Non Operating Revenues	-	-	-	-
163		A_B5100 Appropriations	-	-	-	-
164		A_B5300 Gifts	-	-	-	-
165		A_B5500 Investment Income	-	-	-	-
166		A_B5600 Other Non Operating Revenues	-	-	-	-
167		Total_Revenue Revenue	-	-	-	-
168		A_B6000 Salaries, Wages & Benefits	-	-	-	-
169		A_B6200 Services & Fees	-	-	-	-
170		A_B6300 Travel	-	-	-	-
171	FC_B45 Restr	A_B6400 Supplies	-	-	-	-
172	Govt Funds	A_B6450 Utilities	-	-	-	-
173		A_B6500 Repairs & Maintenance	-	-	-	-
174		A_B6550 Rentals & Leases	-	-	-	-
175		A_B6575 Interest Expense	-	-	-	-
176		A_B6600 Claims & Judgements	-	-	-	-
177		A_B6650 Other Expense	-	-	-	-
178		A_B6700 Subcontracts	-	-	-	-
179		A_B6900 Depreciation & Amortization	-	-	-	-
180		A_B7000 Capital Expense	-	-	-	-
181		A_B7200 Discontinued Operations	-	-	-	-
182		A_B7500 Other Non Operating Expenses	-	-	-	-
183		A_B7600 Internal Allocations & Sales	-	-	-	-
184		A_B7700 Funding Tranfers	-	-	-	-
185		Total_Expenses Expenses	-	-	-	-
186		Statement of Activities Net Result	-	-	-	-




	A	B	C	D	E	F	
1							
2	O_B4000: Information Technology Division						
3	Board of Trustees Report						
4	O_B4000: Information Technology Division						
5			FY18		FY19		
6	<b>Fund Class - Source</b>	<b>Summary Level Natural Accounts</b>	<b>Budget</b>	<b>Actual through March</b>	<b>Budget</b>	<b>Variance FY18 Budget to FY19 Budget</b>	
7		A_B4000 Tuition & Educational Fees	-	-	-	-	
8		A_B4100 Sales of Goods & Services	(857,100)	(46,359)	-	857,100	
9		A_B4300 Grants & Contracts	(250,000)	-	-	250,000	
10		A_43501 Federal Appropriations	-	-	-	-	
11		A_B4400 Other Operating Revenue	-	(152,273)	(202,950)	(202,950)	
12		A_B5000 Non Operating Revenues	-	-	-	-	
13		A_B5100 Appropriations	-	-	-	-	
14		A_B5300 Gifts	-	-	-	-	
15		A_B5500 Investment Income	-	-	-	-	
16		A_B5600 Other Non Operating Revenues	-	-	-	-	
17		<b>Total Revenue Revenue</b>	<b>(1,107,100)</b>	<b>(198,632)</b>	<b>(202,950)</b>	<b>904,150</b>	
18		A_B6000 Salaries, Wages & Benefits	11,109,702	7,734,223	11,146,285	36,583	
19		A_B6200 Services & Fees	4,303,469	151,606	385,970	(3,917,499)	
20	FC_105 Unrestricted Operating Class	A_B6300 Travel	100,500	32,365	98,850	(1,650)	
21		A_B6400 Supplies	2,244,082	2,214,939	3,423,275	1,179,193	
22		A_B6450 Utilities	752,800	513,288	698,899	(53,901)	
23		A_B6500 Repairs & Maintenance	231,350	871,155	1,508,226	1,276,876	
24		A_B6550 Rentals & Leases	4,300	948	500	(3,800)	
25		A_B6575 Interest Expense	-	-	-	-	
26		A_B6600 Claims & Judgements	-	-	-	-	
27		A_B6650 Other Expense	106,742	771,317	1,063,145	956,403	
28		A_B6700 Subcontracts	-	-	-	-	
29		A_B6900 Depreciation & Amortization	-	-	-	-	
30		A_B7000 Capital Expense	-	-	-	-	
31		A_B7200 Discontinued Operations	-	-	-	-	
32		A_B7500 Other Non Operating Expenses	-	-	-	-	
33		A_B7600 Internal Allocations & Sales	(3,247,159)	(2,341,231)	(2,782,744)	464,415	
34		A_B7700 Funding Transfers	577,063	-	(400,000)	(977,063)	
35			<b>Total Expenses Expenses</b>	<b>16,182,850</b>	<b>9,948,610</b>	<b>15,142,406</b>	<b>(1,040,444)</b>
36		<b>Statement of Activities Net Result</b>	<b>15,075,750</b>	<b>9,749,978</b>	<b>14,939,456</b>	<b>(136,294)</b>	
37		A_B4000 Tuition & Educational Fees	(428,000)	-	(428,764)	(764)	
38		A_B4100 Sales of Goods & Services	-	-	-	-	
39		A_B4300 Grants & Contracts	-	-	-	-	
40		A_43501 Federal Appropriations	-	-	-	-	
41		A_B4400 Other Operating Revenue	-	-	-	-	
42		A_B5000 Non Operating Revenues	-	-	-	-	
43		A_B5100 Appropriations	-	-	-	-	
44		A_B5300 Gifts	-	-	-	-	
45		A_B5500 Investment Income	-	-	-	-	
46		A_B5600 Other Non Operating Revenues	-	-	-	-	
47		<b>Total Revenue Revenue</b>	<b>(428,000)</b>	<b>-</b>	<b>(428,764)</b>	<b>(764)</b>	
48		A_B6000 Salaries, Wages & Benefits	96,257	29,599	39,536	(56,720)	
49		A_B6200 Services & Fees	4,000	-	-	(4,000)	
50		A_B6300 Travel	-	-	-	-	
51	FC_B20 Designated Op	A_B6400 Supplies	327,743	175,290	316,650	(11,093)	
52		A_B6450 Utilities	-	-	-	-	
53		A_B6500 Repairs & Maintenance	-	1,582	-	-	
54		A_B6550 Rentals & Leases	-	-	-	-	
55		A_B6575 Interest Expense	-	-	-	-	
56		A_B6600 Claims & Judgements	-	-	-	-	
57		A_B6650 Other Expense	-	8,563	10,250	10,250	
58		A_B6700 Subcontracts	-	-	-	-	
59		A_B6900 Depreciation & Amortization	-	-	-	-	
60		A_B7000 Capital Expense	-	-	-	-	
61		A_B7200 Discontinued Operations	-	-	-	-	
62		A_B7500 Other Non Operating Expenses	-	-	-	-	
63		A_B7600 Internal Allocations & Sales	(280,980)	54,435	61,100	342,080	
64		A_B7700 Funding Transfers	-	(428,000)	-	-	
65			<b>Total Expenses Expenses</b>	<b>147,020</b>	<b>(158,531)</b>	<b>427,536</b>	<b>280,516</b>
66			<b>Statement of Activities Net Result</b>	<b>(280,980)</b>	<b>(158,531)</b>	<b>(1,228)</b>	<b>279,752</b>


	A	B	C	D	E	F
1						
2	O_B4000: Information Technology Division					
3	Board of Trustees Report					
4	O_B4000: Information Technology Division					
5			FY18		FY19	
6	<b>Fund Class - Source</b>	<b>Summary Level Natural Accounts</b>	<b>Budget</b>	<b>Actual through March</b>	<b>Budget</b>	<b>Variance FY18 Budget to FY19 Budget</b>
67		A_B4000 Tuition & Educational Fees	-	-	-	-
68		A_B4100 Sales of Goods & Services	-	-	-	-
69		A_B4300 Grants & Contracts	-	-	-	-
70		A_43501 Federal Appropriations	-	-	-	-
71		A_B4400 Other Operating Revenue	-	-	-	-
72		A_B5000 Non Operating Revenues	-	-	-	-
73		A_B5100 Appropriations	-	-	-	-
74		A_B5300 Gifts	-	-	-	-
75		A_B5500 Investment Income	-	-	-	-
76		A_B5600 Other Non Operating Revenues	-	-	-	-
77		<b>Total Revenue Revenue</b>	-	-	-	-
78		A_B6000 Salaries, Wages & Benefits	-	-	-	-
79		A_B6200 Services & Fees	-	-	-	-
80		A_B6300 Travel	-	-	-	-
81	FC_B30 Restr	A_B6400 Supplies	-	-	-	-
82	Expendable Op	A_B6450 Utilities	-	-	-	-
83		A_B6500 Repairs & Maintenance	-	-	-	-
84		A_B6550 Rentals & Leases	-	-	-	-
85		A_B6575 Interest Expense	-	-	-	-
86		A_B6600 Claims & Judgements	-	-	-	-
87		A_B6650 Other Expense	-	-	-	-
88		A_B6700 Subcontracts	-	-	-	-
89		A_B6900 Depreciation & Amortization	-	-	-	-
90		A_B7000 Capital Expense	-	-	-	-
91		A_B7200 Discontinued Operations	-	-	-	-
92		A_B7500 Other Non Operating Expenses	-	-	-	-
93		A_B7600 Internal Allocations & Sales	-	-	-	-
94		A_B7700 Funding Tranfers	-	-	-	-
95		<b>Total Expenses Expenses</b>	-	-	-	-
96		<b>Statement of Activities Net Result</b>	-	-	-	-
97		A_B4000 Tuition & Educational Fees	-	-	-	-
98		A_B4100 Sales of Goods & Services	-	-	-	-
99		A_B4300 Grants & Contracts	-	-	-	-
100		A_43501 Federal Appropriations	-	-	-	-
101		A_B4400 Other Operating Revenue	-	-	-	-
102		A_B5000 Non Operating Revenues	-	-	-	-
103		A_B5100 Appropriations	-	-	-	-
104		A_B5300 Gifts	-	-	-	-
105		A_B5500 Investment Income	-	-	-	-
106		A_B5600 Other Non Operating Revenues	-	-	-	-
107		<b>Total Revenue Revenue</b>	-	-	-	-
108		A_B6000 Salaries, Wages & Benefits	-	-	-	-
109		A_B6200 Services & Fees	-	-	-	-
110		A_B6300 Travel	-	-	-	-
111	FC_B35 Restr	A_B6400 Supplies	-	-	-	-
112	Expendable Non Op	A_B6450 Utilities	-	-	-	-
113		A_B6500 Repairs & Maintenance	-	-	-	-
114		A_B6550 Rentals & Leases	-	-	-	-
115		A_B6575 Interest Expense	-	-	-	-
116		A_B6600 Claims & Judgements	-	-	-	-
117		A_B6650 Other Expense	-	-	-	-
118		A_B6700 Subcontracts	-	-	-	-
119		A_B6900 Depreciation & Amortization	-	-	-	-
120		A_B7000 Capital Expense	-	-	-	-
121		A_B7200 Discontinued Operations	-	-	-	-
122		A_B7500 Other Non Operating Expenses	-	-	-	-
123		A_B7600 Internal Allocations & Sales	-	-	-	-
124		A_B7700 Funding Tranfers	-	-	-	-
125		<b>Total Expenses Expenses</b>	-	-	-	-
126		<b>Statement of Activities Net Result</b>	-	-	-	-

	A	B	C	D	E	F
1						
2	O_B4000: Information Technology Division					
3	Board of Trustees Report					
4	O_B4000: Information Technology Division					
5			FY18		FY19	
6	<b>Fund Class - Source</b>	<b>Summary Level Natural Accounts</b>	<b>Budget</b>	<b>Actual through March</b>	<b>Budget</b>	<b>Variance FY18 Budget to FY19 Budget</b>
127		A_B4000 Tuition & Educational Fees	-	-	490	490
128		A_B4100 Sales of Goods & Services	-	-	-	-
129		A_B4300 Grants & Contracts	-	-	(24,502)	(24,502)
130		A_43501 Federal Appropriations	-	-	-	-
131		A_B4400 Other Operating Revenue	-	-	-	-
132		A_B5000 Non Operating Revenues	-	-	-	-
133		A_B5100 Appropriations	-	-	-	-
134		A_B5300 Gifts	-	-	-	-
135		A_B5500 Investment Income	-	-	-	-
136		A_B5600 Other Non Operating Revenues	-	-	3,675	3,675
137		<b>Total Revenue Revenue</b>	<b>-</b>	<b>-</b>	<b>(20,337)</b>	<b>(20,337)</b>
138		A_B6000 Salaries, Wages & Benefits	-	-	13,476	13,476
139		A_B6200 Services & Fees	-	-	1,715	1,715
140		A_B6300 Travel	-	-	980	980
141	FC_B40 Restr	A_B6400 Supplies	-	-	2,450	2,450
142	Grants	A_B6450 Utilities	-	-	-	-
143		A_B6500 Repairs & Maintenance	-	-	-	-
144		A_B6550 Rentals & Leases	-	-	1,715	1,715
145		A_B6575 Interest Expense	-	-	-	-
146		A_B6600 Claims & Judgements	-	-	-	-
147		A_B6650 Other Expense	-	-	-	-
148		A_B6700 Subcontracts	-	-	-	-
149		A_B6900 Depreciation & Amortization	-	-	-	-
150		A_B7000 Capital Expense	-	-	-	-
151		A_B7200 Discontinued Operations	-	-	-	-
152		A_B7500 Other Non Operating Expenses	-	-	-	-
153		A_B7600 Internal Allocations & Sales	-	-	-	-
154		A_B7700 Funding Tranfers	-	-	-	-
155		<b>Total Expenses Expenses</b>	<b>-</b>	<b>-</b>	<b>20,337</b>	<b>20,337</b>
156		<b>Statement of Activities Net Result</b>	<b>-</b>	<b>-</b>	<b>-</b>	<b>-</b>
157		A_B4000 Tuition & Educational Fees	-	-	-	-
158		A_B4100 Sales of Goods & Services	-	-	-	-
159		A_B4300 Grants & Contracts	-	-	-	-
160		A_43501 Federal Appropriations	-	-	-	-
161		A_B4400 Other Operating Revenue	-	-	-	-
162		A_B5000 Non Operating Revenues	-	-	-	-
163		A_B5100 Appropriations	-	-	-	-
164		A_B5300 Gifts	-	-	-	-
165		A_B5500 Investment Income	-	-	-	-
166		A_B5600 Other Non Operating Revenues	-	-	-	-
167		<b>Total Revenue Revenue</b>	<b>-</b>	<b>-</b>	<b>-</b>	<b>-</b>
168		A_B6000 Salaries, Wages & Benefits	-	-	-	-
169		A_B6200 Services & Fees	-	-	-	-
170		A_B6300 Travel	-	-	-	-
171	FC_B45 Restr	A_B6400 Supplies	-	-	-	-
172	Govt Funds	A_B6450 Utilities	-	-	-	-
173		A_B6500 Repairs & Maintenance	-	-	-	-
174		A_B6550 Rentals & Leases	-	-	-	-
175		A_B6575 Interest Expense	-	-	-	-
176		A_B6600 Claims & Judgements	-	-	-	-
177		A_B6650 Other Expense	-	-	-	-
178		A_B6700 Subcontracts	-	-	-	-
179		A_B6900 Depreciation & Amortization	-	-	-	-
180		A_B7000 Capital Expense	-	-	-	-
181		A_B7200 Discontinued Operations	-	-	-	-
182		A_B7500 Other Non Operating Expenses	-	-	-	-
183		A_B7600 Internal Allocations & Sales	-	-	-	-
184		A_B7700 Funding Tranfers	-	-	-	-
185		<b>Total Expenses Expenses</b>	<b>-</b>	<b>-</b>	<b>-</b>	<b>-</b>
186		<b>Statement of Activities Net Result</b>	<b>-</b>	<b>-</b>	<b>-</b>	<b>-</b>






	A	B	C	D	E	F	
1							
2	O_50001: Institutional Advancement & UW Foundation						
3	Board of Trustees Report						
4	O_50001: Institutional Advancement & UW Foundation						
5				FY18	FY19		
6	<b>Fund Class - Source</b>	<b>Summary Level Natural Accounts</b>	<b>Budget</b>	<b>Actual through March</b>	<b>Budget</b>	<b>Variance FY18 Budget to FY19 Budget</b>	
7	FC_105 Unrestricted Operating Class	A_B4000 Tuition & Educational Fees	-	-	-	-	
8		A_B4100 Sales of Goods & Services	-	-	-	-	
9		A_B4300 Grants & Contracts	-	-	-	-	
10		A_43501 Federal Appropriations	-	-	-	-	
11		A_B4400 Other Operating Revenue	-	(2,248,133)	-	-	
12		A_B5000 Non Operating Revenues	-	-	-	-	
13		A_B5100 Appropriations	-	-	-	-	
14		A_B5300 Gifts	(4,349,819)	-	(4,737,773)	(387,954)	
15		A_B5500 Investment Income	-	-	-	-	
16		A_B5600 Other Non Operating Revenues	-	-	-	-	
17			<b>Total_Revenue Revenue</b>	(4,349,819)	(2,248,133)	(4,737,773)	(387,954)
18			A_B6000 Salaries, Wages & Benefits	5,108,594	3,867,184	5,496,548	387,954
19			A_B6200 Services & Fees	-	200	-	-
20			A_B6300 Travel	-	40	-	-
21			A_B6400 Supplies	-	-	-	-
22			A_B6450 Utilities	-	-	-	-
23			A_B6500 Repairs & Maintenance	-	-	-	-
24			A_B6550 Rentals & Leases	-	-	414,000	414,000
25			A_B6575 Interest Expense	-	-	-	-
26			A_B6600 Claims & Judgements	-	-	-	-
27			A_B6650 Other Expense	-	-	-	-
28			A_B6700 Subcontracts	-	-	-	-
29			A_B6900 Depreciation & Amortization	-	-	-	-
30			A_B7000 Capital Expense	-	-	-	-
31			A_B7200 Discontinued Operations	-	-	-	-
32			A_B7500 Other Non Operating Expenses	-	-	-	-
33			A_B7600 Internal Allocations & Sales	-	-	-	-
34			A_B7700 Funding Tranfers	-	-	(414,000)	(414,000)
35			<b>Total_Expenses Expenses</b>	5,108,594	3,867,424	5,496,548	387,954
36			<b>Statement of Activities Net Result</b>	758,775	1,619,291	758,775	0
37		FC_B20 Designated Op	A_B4000 Tuition & Educational Fees	-	-	-	-
38			A_B4100 Sales of Goods & Services	-	-	-	-
39			A_B4300 Grants & Contracts	-	-	-	-
40			A_43501 Federal Appropriations	-	-	-	-
41			A_B4400 Other Operating Revenue	-	-	-	-
42			A_B5000 Non Operating Revenues	-	-	-	-
43	A_B5100 Appropriations		-	-	-	-	
44	A_B5300 Gifts		-	-	-	-	
45	A_B5500 Investment Income		-	-	-	-	
46	A_B5600 Other Non Operating Revenues		-	-	-	-	
47			<b>Total_Revenue Revenue</b>	-	-	-	-
48			A_B6000 Salaries, Wages & Benefits	-	-	-	-
49			A_B6200 Services & Fees	-	-	-	-
50			A_B6300 Travel	-	-	-	-
51			A_B6400 Supplies	-	-	-	-
52			A_B6450 Utilities	-	-	-	-
53			A_B6500 Repairs & Maintenance	-	-	-	-
54			A_B6550 Rentals & Leases	-	-	-	-
55			A_B6575 Interest Expense	-	-	-	-
56			A_B6600 Claims & Judgements	-	-	-	-
57			A_B6650 Other Expense	-	-	-	-
58			A_B6700 Subcontracts	-	-	-	-
59			A_B6900 Depreciation & Amortization	-	-	-	-
60			A_B7000 Capital Expense	-	-	-	-
61			A_B7200 Discontinued Operations	-	-	-	-
62			A_B7500 Other Non Operating Expenses	-	-	-	-
63			A_B7600 Internal Allocations & Sales	-	-	-	-
64			A_B7700 Funding Tranfers	-	-	-	-
65			<b>Total_Expenses Expenses</b>	-	-	-	-
66			<b>Statement of Activities Net Result</b>	-	-	-	-


	A	B	C	D	E	F
1						
2	O_50001: Institutional Advancement & UW Foundation					
3	Board of Trustees Report					
4	O_50001: Institutional Advancement & UW Foundation					
5				FY18	FY19	
6	<b>Fund Class - Source</b>	<b>Summary Level Natural Accounts</b>	<b>Budget</b>	<b>Actual through March</b>	<b>Budget</b>	<b>Variance FY18 Budget to FY19 Budget</b>
67		A_B4000 Tuition & Educational Fees	-	-	-	-
68		A_B4100 Sales of Goods & Services	-	-	-	-
69		A_B4300 Grants & Contracts	-	-	-	-
70		A_43501 Federal Appropriations	-	-	-	-
71		A_B4400 Other Operating Revenue	-	-	-	-
72		A_B5000 Non Operating Revenues	-	-	-	-
73		A_B5100 Appropriations	-	-	-	-
74		A_B5300 Gifts	-	(26,848)	(154,808)	(154,808)
75		A_B5500 Investment Income	-	-	-	-
76		A_B5600 Other Non Operating Revenues	-	-	-	-
77		<b>Total_Revenue Revenue</b>	-	(26,848)	(154,808)	(154,808)
78		A_B6000 Salaries, Wages & Benefits	-	-	139,097	139,097
79		A_B6200 Services & Fees	-	-	-	-
80		A_B6300 Travel	-	25,766	15,711	15,711
81	FC_B30 Restr	A_B6400 Supplies	-	-	-	-
82	Expendable Op	A_B6450 Utilities	-	-	-	-
83		A_B6500 Repairs & Maintenance	-	-	-	-
84		A_B6550 Rentals & Leases	-	-	-	-
85		A_B6575 Interest Expense	-	-	-	-
86		A_B6600 Claims & Judgements	-	-	-	-
87		A_B6650 Other Expense	-	-	-	-
88		A_B6700 Subcontracts	-	-	-	-
89		A_B6900 Depreciation & Amortization	-	-	-	-
90		A_B7000 Capital Expense	-	-	-	-
91		A_B7200 Discontinued Operations	-	-	-	-
92		A_B7500 Other Non Operating Expenses	-	-	-	-
93		A_B7600 Internal Allocations & Sales	-	-	-	-
94		A_B7700 Funding Tranfers	-	-	-	-
95		<b>Total_Expenses Expenses</b>	-	25,766	154,808	154,808
96		<b>Statement of Activities Net Result</b>	-	(1,083)	-	-
97		A_B4000 Tuition & Educational Fees	-	-	-	-
98		A_B4100 Sales of Goods & Services	-	-	-	-
99		A_B4300 Grants & Contracts	-	-	-	-
100		A_43501 Federal Appropriations	-	-	-	-
101		A_B4400 Other Operating Revenue	-	-	-	-
102		A_B5000 Non Operating Revenues	-	-	-	-
103		A_B5100 Appropriations	-	-	-	-
104		A_B5300 Gifts	-	-	-	-
105		A_B5500 Investment Income	-	-	-	-
106		A_B5600 Other Non Operating Revenues	-	-	-	-
107		<b>Total_Revenue Revenue</b>	-	-	-	-
108		A_B6000 Salaries, Wages & Benefits	-	-	-	-
109		A_B6200 Services & Fees	-	-	-	-
110		A_B6300 Travel	-	-	-	-
111	FC_B35 Restr	A_B6400 Supplies	-	-	-	-
112	Expendable Non Op	A_B6450 Utilities	-	-	-	-
113		A_B6500 Repairs & Maintenance	-	-	-	-
114		A_B6550 Rentals & Leases	-	-	-	-
115		A_B6575 Interest Expense	-	-	-	-
116		A_B6600 Claims & Judgements	-	-	-	-
117		A_B6650 Other Expense	-	-	-	-
118		A_B6700 Subcontracts	-	-	-	-
119		A_B6900 Depreciation & Amortization	-	-	-	-
120		A_B7000 Capital Expense	-	-	-	-
121		A_B7200 Discontinued Operations	-	-	-	-
122		A_B7500 Other Non Operating Expenses	-	-	-	-
123		A_B7600 Internal Allocations & Sales	-	-	-	-
124		A_B7700 Funding Tranfers	-	-	-	-
125		<b>Total_Expenses Expenses</b>	-	-	-	-
126		<b>Statement of Activities Net Result</b>	-	-	-	-

	A	B	C	D	E	F
1						
2	O_50001: Institutional Advancement & UW Foundation					
3	Board of Trustees Report					
4	O_50001: Institutional Advancement & UW Foundation					
5			FY18		FY19	
6	<b>Fund Class - Source</b>	<b>Summary Level Natural Accounts</b>	<b>Budget</b>	<b>Actual through March</b>	<b>Budget</b>	<b>Variance FY18 Budget to FY19 Budget</b>
127		A_B4000 Tuition & Educational Fees	-	-	-	-
128		A_B4100 Sales of Goods & Services	-	-	-	-
129		A_B4300 Grants & Contracts	-	-	-	-
130		A_43501 Federal Appropriations	-	-	-	-
131		A_B4400 Other Operating Revenue	-	-	-	-
132		A_B5000 Non Operating Revenues	-	-	-	-
133		A_B5100 Appropriations	-	-	-	-
134		A_B5300 Gifts	-	-	-	-
135		A_B5500 Investment Income	-	-	-	-
136		A_B5600 Other Non Operating Revenues	-	-	-	-
137		Total_Revenue Revenue	-	-	-	-
138		A_B6000 Salaries, Wages & Benefits	-	-	-	-
139		A_B6200 Services & Fees	-	-	-	-
140		A_B6300 Travel	-	-	-	-
141	FC_B40 Restr	A_B6400 Supplies	-	-	-	-
142	Grants	A_B6450 Utilities	-	-	-	-
143		A_B6500 Repairs & Maintenance	-	-	-	-
144		A_B6550 Rentals & Leases	-	-	-	-
145		A_B6575 Interest Expense	-	-	-	-
146		A_B6600 Claims & Judgements	-	-	-	-
147		A_B6650 Other Expense	-	-	-	-
148		A_B6700 Subcontracts	-	-	-	-
149		A_B6900 Depreciation & Amortization	-	-	-	-
150		A_B7000 Capital Expense	-	-	-	-
151		A_B7200 Discontinued Operations	-	-	-	-
152		A_B7500 Other Non Operating Expenses	-	-	-	-
153		A_B7600 Internal Allocations & Sales	-	-	-	-
154		A_B7700 Funding Tranfers	-	-	-	-
155		Total_Expenses Expenses	-	-	-	-
156		Statement of Activities Net Result	-	-	-	-
157		A_B4000 Tuition & Educational Fees	-	-	-	-
158		A_B4100 Sales of Goods & Services	-	-	-	-
159		A_B4300 Grants & Contracts	-	-	-	-
160		A_43501 Federal Appropriations	-	-	-	-
161		A_B4400 Other Operating Revenue	-	-	-	-
162		A_B5000 Non Operating Revenues	-	-	-	-
163		A_B5100 Appropriations	-	-	-	-
164		A_B5300 Gifts	-	-	-	-
165		A_B5500 Investment Income	-	-	-	-
166		A_B5600 Other Non Operating Revenues	-	-	-	-
167		Total_Revenue Revenue	-	-	-	-
168		A_B6000 Salaries, Wages & Benefits	-	-	-	-
169		A_B6200 Services & Fees	-	-	-	-
170		A_B6300 Travel	-	-	-	-
171	FC_B45 Restr	A_B6400 Supplies	-	-	-	-
172	Govt Funds	A_B6450 Utilities	-	-	-	-
173		A_B6500 Repairs & Maintenance	-	-	-	-
174		A_B6550 Rentals & Leases	-	-	-	-
175		A_B6575 Interest Expense	-	-	-	-
176		A_B6600 Claims & Judgements	-	-	-	-
177		A_B6650 Other Expense	-	-	-	-
178		A_B6700 Subcontracts	-	-	-	-
179		A_B6900 Depreciation & Amortization	-	-	-	-
180		A_B7000 Capital Expense	-	-	-	-
181		A_B7200 Discontinued Operations	-	-	-	-
182		A_B7500 Other Non Operating Expenses	-	-	-	-
183		A_B7600 Internal Allocations & Sales	-	-	-	-
184		A_B7700 Funding Tranfers	-	-	-	-
185		Total_Expenses Expenses	-	-	-	-
186		Statement of Activities Net Result	-	-	-	-




	A	B	C	D	E	F	
1							
2	O_B6000: Public Relations and Institutional Marketing Division						
3	Board of Trustees Report						
4	O_B6000: Public Relations and Institutional Marketing Division						
5			FY18		FY19		
6	<b>Fund Class - Source</b>	<b>Summary Level Natural Accounts</b>	<b>Budget</b>	<b>Actual through March</b>	<b>Budget</b>	<b>Variance FY18 Budget to FY19 Budget</b>	
7	FC_105 Unrestricted Operating Class	A_B4000 Tuition & Educational Fees	-	-	-	-	
8		A_B4100 Sales of Goods & Services	-	-	-	-	
9		A_B4300 Grants & Contracts	-	-	-	-	
10		A_43501 Federal Appropriations	-	-	-	-	
11		A_B4400 Other Operating Revenue	(26,000)	(23,801)	(35,600)	(9,600)	
12		A_B5000 Non Operating Revenues	-	-	-	-	
13		A_B5100 Appropriations	-	-	-	-	
14		A_B5300 Gifts	(23,720)	(24,720)	(24,720)	(1,000)	
15		A_B5500 Investment Income	-	-	-	-	
16		A_B5600 Other Non Operating Revenues	(7,100)	-	-	7,100	
17		<b>Total Revenue Revenue</b>	<b>(56,820)</b>	<b>(48,521)</b>	<b>(60,320)</b>	<b>(3,500)</b>	
18		A_B6000 Salaries, Wages & Benefits	1,575,142	1,147,210	1,665,259	90,117	
19		A_B6200 Services & Fees	173,277	519,664	483,377	310,100	
20		A_B6300 Travel	12,700	19,231	22,950	10,250	
21		A_B6400 Supplies	311,332	83,946	111,894	(199,438)	
22		A_B6450 Utilities	850	604	850	-	
23		A_B6500 Repairs & Maintenance	-	320	-	-	
24		A_B6550 Rentals & Leases	-	31,455	1,200	1,200	
25		A_B6575 Interest Expense	-	-	-	-	
26		A_B6600 Claims & Judgements	-	-	-	-	
27		A_B6650 Other Expense	248,500	22,158	85,585	(162,915)	
28		A_B6700 Subcontracts	-	-	-	-	
29		A_B6900 Depreciation & Amortization	-	-	-	-	
30		A_B7000 Capital Expense	-	16,702	-	-	
31		A_B7200 Discontinued Operations	-	-	-	-	
32		A_B7500 Other Non Operating Expenses	-	-	-	-	
33		A_B7600 Internal Allocations & Sales	-	(53,474)	(9,523)	(9,523)	
34		A_B7700 Funding Tranfers	(28,722)	-	(10,000)	18,722	
35		<b>Total Expenses Expenses</b>	<b>2,293,079</b>	<b>1,787,816</b>	<b>2,351,592</b>	<b>58,514</b>	
36		<b>Statement of Activities Net Result</b>	<b>2,236,259</b>	<b>1,739,295</b>	<b>2,291,272</b>	<b>55,014</b>	
37		FC_B20 Designated Op	A_B4000 Tuition & Educational Fees	-	-	-	-
38			A_B4100 Sales of Goods & Services	-	-	-	-
39			A_B4300 Grants & Contracts	-	-	-	-
40			A_43501 Federal Appropriations	-	-	-	-
41			A_B4400 Other Operating Revenue	-	-	-	-
42			A_B5000 Non Operating Revenues	-	-	-	-
43	A_B5100 Appropriations		-	-	-	-	
44	A_B5300 Gifts		-	-	-	-	
45	A_B5500 Investment Income		-	-	-	-	
46	A_B5600 Other Non Operating Revenues		-	-	-	-	
47	<b>Total Revenue Revenue</b>		<b>-</b>	<b>-</b>	<b>-</b>	<b>-</b>	
48	A_B6000 Salaries, Wages & Benefits		-	-	-	-	
49	A_B6200 Services & Fees		-	-	-	-	
50	A_B6300 Travel		-	-	-	-	
51	A_B6400 Supplies		-	-	-	-	
52	A_B6450 Utilities		-	-	-	-	
53	A_B6500 Repairs & Maintenance		-	-	-	-	
54	A_B6550 Rentals & Leases		-	-	-	-	
55	A_B6575 Interest Expense		-	-	-	-	
56	A_B6600 Claims & Judgements		-	-	-	-	
57	A_B6650 Other Expense		-	-	-	-	
58	A_B6700 Subcontracts		-	-	-	-	
59	A_B6900 Depreciation & Amortization		-	-	-	-	
60	A_B7000 Capital Expense		-	-	-	-	
61	A_B7200 Discontinued Operations		-	-	-	-	
62	A_B7500 Other Non Operating Expenses		-	-	-	-	
63	A_B7600 Internal Allocations & Sales		-	-	-	-	
64	A_B7700 Funding Tranfers		-	-	-	-	
65	<b>Total Expenses Expenses</b>		<b>-</b>	<b>-</b>	<b>-</b>	<b>-</b>	
66	<b>Statement of Activities Net Result</b>		<b>-</b>	<b>-</b>	<b>-</b>	<b>-</b>	


	A	B	C	D	E	F
1						
2	O_B6000: Public Relations and Institutional Marketing Division					
3	Board of Trustees Report					
4	O_B6000: Public Relations and Institutional Marketing Division					
5			FY18		FY19	
6	<b>Fund Class - Source</b>	<b>Summary Level Natural Accounts</b>	<b>Budget</b>	<b>Actual through March</b>	<b>Budget</b>	<b>Variance FY18 Budget to FY19 Budget</b>
67		A_B4000 Tuition & Educational Fees	-	-	-	-
68		A_B4100 Sales of Goods & Services	-	-	-	-
69		A_B4300 Grants & Contracts	-	-	-	-
70		A_43501 Federal Appropriations	-	-	-	-
71		A_B4400 Other Operating Revenue	-	-	-	-
72		A_B5000 Non Operating Revenues	-	-	-	-
73		A_B5100 Appropriations	-	-	-	-
74		A_B5300 Gifts	-	-	-	-
75		A_B5500 Investment Income	-	-	-	-
76		A_B5600 Other Non Operating Revenues	-	-	-	-
77		Total_Revenue Revenue	-	-	-	-
78		A_B6000 Salaries, Wages & Benefits	-	-	-	-
79		A_B6200 Services & Fees	-	-	-	-
80		A_B6300 Travel	-	-	-	-
81	FC_B30 Restr	A_B6400 Supplies	-	-	-	-
82	Expendable Op	A_B6450 Utilities	-	-	-	-
83		A_B6500 Repairs & Maintenance	-	-	-	-
84		A_B6550 Rentals & Leases	-	-	-	-
85		A_B6575 Interest Expense	-	-	-	-
86		A_B6600 Claims & Judgements	-	-	-	-
87		A_B6650 Other Expense	-	-	-	-
88		A_B6700 Subcontracts	-	-	-	-
89		A_B6900 Depreciation & Amortization	-	-	-	-
90		A_B7000 Capital Expense	-	-	-	-
91		A_B7200 Discontinued Operations	-	-	-	-
92		A_B7500 Other Non Operating Expenses	-	-	-	-
93		A_B7600 Internal Allocations & Sales	-	-	-	-
94		A_B7700 Funding Tranfers	-	-	-	-
95		Total_Expenses Expenses	-	-	-	-
96		Statement of Activities Net Result	-	-	-	-
97		A_B4000 Tuition & Educational Fees	-	-	-	-
98		A_B4100 Sales of Goods & Services	-	-	-	-
99		A_B4300 Grants & Contracts	-	-	-	-
100		A_43501 Federal Appropriations	-	-	-	-
101		A_B4400 Other Operating Revenue	-	-	-	-
102		A_B5000 Non Operating Revenues	-	-	-	-
103		A_B5100 Appropriations	-	-	-	-
104		A_B5300 Gifts	-	-	-	-
105		A_B5500 Investment Income	-	-	-	-
106		A_B5600 Other Non Operating Revenues	-	-	-	-
107		Total_Revenue Revenue	-	-	-	-
108		A_B6000 Salaries, Wages & Benefits	-	-	-	-
109		A_B6200 Services & Fees	-	-	-	-
110		A_B6300 Travel	-	-	-	-
111	FC_B35 Restr	A_B6400 Supplies	-	-	-	-
112	Expendable Non Op	A_B6450 Utilities	-	-	-	-
113		A_B6500 Repairs & Maintenance	-	-	-	-
114		A_B6550 Rentals & Leases	-	-	-	-
115		A_B6575 Interest Expense	-	-	-	-
116		A_B6600 Claims & Judgements	-	-	-	-
117		A_B6650 Other Expense	-	-	-	-
118		A_B6700 Subcontracts	-	-	-	-
119		A_B6900 Depreciation & Amortization	-	-	-	-
120		A_B7000 Capital Expense	-	-	-	-
121		A_B7200 Discontinued Operations	-	-	-	-
122		A_B7500 Other Non Operating Expenses	-	-	-	-
123		A_B7600 Internal Allocations & Sales	-	-	-	-
124		A_B7700 Funding Tranfers	-	-	-	-
125		Total_Expenses Expenses	-	-	-	-
126		Statement of Activities Net Result	-	-	-	-


	A	B	C	D	E	F
1						
2	O_B6000: Public Relations and Institutional Marketing Division					
3	Board of Trustees Report					
4	O_B6000: Public Relations and Institutional Marketing Division					
5			FY18		FY19	
6	<b>Fund Class - Source</b>	<b>Summary Level Natural Accounts</b>	<b>Budget</b>	<b>Actual through March</b>	<b>Budget</b>	<b>Variance FY18 Budget to FY19 Budget</b>
127		A_B4000 Tuition & Educational Fees	-	-	-	-
128		A_B4100 Sales of Goods & Services	-	-	-	-
129		A_B4300 Grants & Contracts	-	-	-	-
130		A_43501 Federal Appropriations	-	-	-	-
131		A_B4400 Other Operating Revenue	-	-	-	-
132		A_B5000 Non Operating Revenues	-	-	-	-
133		A_B5100 Appropriations	-	-	-	-
134		A_B5300 Gifts	-	-	-	-
135		A_B5500 Investment Income	-	-	-	-
136		A_B5600 Other Non Operating Revenues	-	-	-	-
137		Total_Revenue Revenue	-	-	-	-
138		A_B6000 Salaries, Wages & Benefits	-	-	-	-
139		A_B6200 Services & Fees	-	-	-	-
140		A_B6300 Travel	-	-	-	-
141	FC_B40 Restr	A_B6400 Supplies	-	-	-	-
142	Grants	A_B6450 Utilities	-	-	-	-
143		A_B6500 Repairs & Maintenance	-	-	-	-
144		A_B6550 Rentals & Leases	-	-	-	-
145		A_B6575 Interest Expense	-	-	-	-
146		A_B6600 Claims & Judgements	-	-	-	-
147		A_B6650 Other Expense	-	-	-	-
148		A_B6700 Subcontracts	-	-	-	-
149		A_B6900 Depreciation & Amortization	-	-	-	-
150		A_B7000 Capital Expense	-	-	-	-
151		A_B7200 Discontinued Operations	-	-	-	-
152		A_B7500 Other Non Operating Expenses	-	-	-	-
153		A_B7600 Internal Allocations & Sales	-	-	-	-
154		A_B7700 Funding Tranfers	-	-	-	-
155		Total_Expenses Expenses	-	-	-	-
156		Statement of Activities Net Result	-	-	-	-
157		A_B4000 Tuition & Educational Fees	-	-	-	-
158		A_B4100 Sales of Goods & Services	-	-	-	-
159		A_B4300 Grants & Contracts	-	-	-	-
160		A_43501 Federal Appropriations	-	-	-	-
161		A_B4400 Other Operating Revenue	-	-	-	-
162		A_B5000 Non Operating Revenues	-	-	-	-
163		A_B5100 Appropriations	-	-	-	-
164		A_B5300 Gifts	-	-	-	-
165		A_B5500 Investment Income	-	-	-	-
166		A_B5600 Other Non Operating Revenues	-	-	-	-
167		Total_Revenue Revenue	-	-	-	-
168		A_B6000 Salaries, Wages & Benefits	-	-	-	-
169		A_B6200 Services & Fees	-	-	-	-
170		A_B6300 Travel	-	-	-	-
171	FC_B45 Restr	A_B6400 Supplies	-	-	-	-
172	Govt Funds	A_B6450 Utilities	-	-	-	-
173		A_B6500 Repairs & Maintenance	-	-	-	-
174		A_B6550 Rentals & Leases	-	-	-	-
175		A_B6575 Interest Expense	-	-	-	-
176		A_B6600 Claims & Judgements	-	-	-	-
177		A_B6650 Other Expense	-	-	-	-
178		A_B6700 Subcontracts	-	-	-	-
179		A_B6900 Depreciation & Amortization	-	-	-	-
180		A_B7000 Capital Expense	-	-	-	-
181		A_B7200 Discontinued Operations	-	-	-	-
182		A_B7500 Other Non Operating Expenses	-	-	-	-
183		A_B7600 Internal Allocations & Sales	-	-	-	-
184		A_B7700 Funding Tranfers	-	-	-	-
185		Total_Expenses Expenses	-	-	-	-
186		Statement of Activities Net Result	-	-	-	-






	A	B	C	D	E	F	
1							
2	O_B7000: Research & Economic Development Division						
3	Board of Trustees Report						
4	O_B7000: Research & Economic Development Division						
5			FY18		FY19		
6	<b>Fund Class - Source</b>	<b>Summary Level Natural Accounts</b>	<b>Budget</b>	<b>Actual through March</b>	<b>Budget</b>	<b>Variance FY18 Budget to FY19 Budget</b>	
7	FC_105 Unrestricted Operating Class	A_B4000 Tuition & Educational Fees	-	-	48,500	48,500	
8		A_B4100 Sales of Goods & Services	(431,260)	(258,439)	(691,649)	(260,389)	
9		A_B4300 Grants & Contracts	(4,373,264)	-	(875,991)	3,497,273	
10		A_43501 Federal Appropriations	-	-	-	-	
11		A_B4400 Other Operating Revenue	(65,700)	(385,740)	(333,321)	(267,621)	
12		A_B5000 Non Operating Revenues	-	-	-	-	
13		A_B5100 Appropriations	-	-	(1,150,000)	(1,150,000)	
14		A_B5300 Gifts	-	-	-	-	
15		A_B5500 Investment Income	-	-	-	-	
16		A_B5600 Other Non Operating Revenues	-	-	-	-	
17			<b>Total_Revenue Revenue</b>	<b>(4,870,224)</b>	<b>(644,179)</b>	<b>(3,002,461)</b>	<b>1,867,763</b>
18			A_B6000 Salaries, Wages & Benefits	4,328,040	2,535,188	5,283,454	955,414
19			A_B6200 Services & Fees	632,824	321,228	1,180,603	547,779
20			A_B6300 Travel	104,394	18,424	177,846	73,452
21			A_B6400 Supplies	239,534	28,738	183,065	(56,469)
22			A_B6450 Utilities	132,200	44,861	108,640	(23,560)
23			A_B6500 Repairs & Maintenance	20,975	14,023	39,700	18,725
24			A_B6550 Rentals & Leases	250	8,251	7,025	6,775
25			A_B6575 Interest Expense	-	-	-	-
26			A_B6600 Claims & Judgements	-	-	-	-
27			A_B6650 Other Expense	13,570	26,992	198,862	185,292
28			A_B6700 Subcontracts	-	192	200	200
29			A_B6900 Depreciation & Amortization	-	-	-	-
30			A_B7000 Capital Expense	-	459	-	-
31			A_B7200 Discontinued Operations	-	-	-	-
32			A_B7500 Other Non Operating Expenses	3,260	-	-	(3,260)
33			A_B7600 Internal Allocations & Sales	(67,140)	1,437	(58,168)	8,972
34			A_B7700 Funding Transfers	(216,738)	(5,500)	(952,255)	(735,517)
35			<b>Total_Expenses Expenses</b>	<b>5,191,169</b>	<b>2,994,293</b>	<b>6,168,973</b>	<b>977,804</b>
36			<b>Statement of Activities Net Result</b>	<b>320,945</b>	<b>2,350,114</b>	<b>3,166,512</b>	<b>2,845,567</b>
37		FC_B20 Designated Op	A_B4000 Tuition & Educational Fees	-	83,475	108,000	108,000
38			A_B4100 Sales of Goods & Services	-	-	(11,350)	(11,350)
39			A_B4300 Grants & Contracts	(1,045,469)	(184)	(3,231,000)	(2,185,531)
40			A_43501 Federal Appropriations	-	-	-	-
41			A_B4400 Other Operating Revenue	(2,309)	(2,442)	-	2,309
42			A_B5000 Non Operating Revenues	-	-	-	-
43	A_B5100 Appropriations		-	-	-	-	
44	A_B5300 Gifts		-	-	-	-	
45	A_B5500 Investment Income		-	-	-	-	
46	A_B5600 Other Non Operating Revenues		-	-	-	-	
47			<b>Total_Revenue Revenue</b>	<b>(1,047,778)</b>	<b>80,850</b>	<b>(3,134,350)</b>	<b>(2,086,572)</b>
48			A_B6000 Salaries, Wages & Benefits	436,425	977,578	2,092,978	1,656,553
49			A_B6200 Services & Fees	474,123	339,955	532,734	58,611
50			A_B6300 Travel	42,048	77,302	226,050	184,002
51			A_B6400 Supplies	1,383,035	248,431	442,416	(940,619)
52			A_B6450 Utilities	-	-	-	-
53			A_B6500 Repairs & Maintenance	-	119	230,000	230,000
54			A_B6550 Rentals & Leases	-	104,337	36,500	36,500
55			A_B6575 Interest Expense	-	-	-	-
56			A_B6600 Claims & Judgements	-	-	-	-
57			A_B6650 Other Expense	35,000	58,583	301,376	266,376
58			A_B6700 Subcontracts	-	2,114	5,000	5,000
59			A_B6900 Depreciation & Amortization	-	-	-	-
60			A_B7000 Capital Expense	-	5,420	247,500	247,500
61			A_B7200 Discontinued Operations	-	-	-	-
62			A_B7500 Other Non Operating Expenses	-	-	-	-
63			A_B7600 Internal Allocations & Sales	250,000	101,695	2,877,621	2,627,621
64			A_B7700 Funding Transfers	(1,572,853)	350,000	(3,887,518)	(2,314,665)
65			<b>Total_Expenses Expenses</b>	<b>1,047,778</b>	<b>2,265,533</b>	<b>3,104,657</b>	<b>2,056,879</b>
66			<b>Statement of Activities Net Result</b>	<b>-</b>	<b>2,346,382</b>	<b>(29,693)</b>	<b>(29,693)</b>

	A	B	C	D	E	F
1						
2	O_B7000: Research & Economic Development Division					
3	Board of Trustees Report					
4	O_B7000: Research & Economic Development Division					
5				FY18	FY19	
6	<b>Fund Class - Source</b>	<b>Summary Level Natural Accounts</b>	<b>Budget</b>	<b>Actual through March</b>	<b>Budget</b>	<b>Variance FY18 Budget to FY19 Budget</b>
67		A_B4000 Tuition & Educational Fees	-	21,304	-	-
68		A_B4100 Sales of Goods & Services	-	-	-	-
69		A_B4300 Grants & Contracts	-	-	-	-
70		A_43501 Federal Appropriations	-	-	-	-
71		A_B4400 Other Operating Revenue	-	-	-	-
72		A_B5000 Non Operating Revenues	-	-	-	-
73		A_B5100 Appropriations	-	-	-	-
74		A_B5300 Gifts	-	(1,706,686)	(3,737,041)	(3,737,041)
75		A_B5500 Investment Income	-	-	-	-
76		A_B5600 Other Non Operating Revenues	-	-	-	-
77		<b>Total Revenue Revenue</b>	-	(1,685,382)	(3,737,041)	(3,737,041)
78		A_B6000 Salaries, Wages & Benefits	-	1,158,521	1,792,602	1,792,602
79		A_B6200 Services & Fees	-	241,290	360,850	360,850
80		A_B6300 Travel	-	77,009	146,620	146,620
81	FC_B30 Restr	A_B6400 Supplies	-	262,022	393,883	393,883
82	Expendable Op	A_B6450 Utilities	-	74,333	101,000	101,000
83		A_B6500 Repairs & Maintenance	-	3,574	650,000	650,000
84		A_B6550 Rentals & Leases	-	62,591	99,200	99,200
85		A_B6575 Interest Expense	-	-	-	-
86		A_B6600 Claims & Judgements	-	-	-	-
87		A_B6650 Other Expense	-	173,503	134,336	134,336
88		A_B6700 Subcontracts	-	-	-	-
89		A_B6900 Depreciation & Amortization	-	-	-	-
90		A_B7000 Capital Expense	-	-	-	-
91		A_B7200 Discontinued Operations	-	-	-	-
92		A_B7500 Other Non Operating Expenses	-	-	-	-
93		A_B7600 Internal Allocations & Sales	-	54,197	58,550	58,550
94		A_B7700 Funding Tranfers	-	-	-	-
95		<b>Total Expenses Expenses</b>	-	2,107,041	3,737,041	3,737,041
96		<b>Statement of Activities Net Result</b>	-	421,659	-	-
97		A_B4000 Tuition & Educational Fees	-	-	-	-
98		A_B4100 Sales of Goods & Services	-	-	-	-
99		A_B4300 Grants & Contracts	-	-	-	-
100		A_43501 Federal Appropriations	-	-	-	-
101		A_B4400 Other Operating Revenue	-	-	-	-
102		A_B5000 Non Operating Revenues	-	-	-	-
103		A_B5100 Appropriations	-	-	-	-
104		A_B5300 Gifts	-	-	-	-
105		A_B5500 Investment Income	-	-	-	-
106		A_B5600 Other Non Operating Revenues	-	-	-	-
107		<b>Total Revenue Revenue</b>	-	-	-	-
108		A_B6000 Salaries, Wages & Benefits	-	-	-	-
109		A_B6200 Services & Fees	-	-	-	-
110		A_B6300 Travel	-	-	-	-
111	FC_B35 Restr	A_B6400 Supplies	-	-	-	-
112	Expendable Non Op	A_B6450 Utilities	-	-	-	-
113		A_B6500 Repairs & Maintenance	-	-	-	-
114		A_B6550 Rentals & Leases	-	-	-	-
115		A_B6575 Interest Expense	-	-	-	-
116		A_B6600 Claims & Judgements	-	-	-	-
117		A_B6650 Other Expense	-	-	-	-
118		A_B6700 Subcontracts	-	-	-	-
119		A_B6900 Depreciation & Amortization	-	-	-	-
120		A_B7000 Capital Expense	-	-	-	-
121		A_B7200 Discontinued Operations	-	-	-	-
122		A_B7500 Other Non Operating Expenses	-	-	-	-
123		A_B7600 Internal Allocations & Sales	-	-	-	-
124		A_B7700 Funding Tranfers	-	-	-	-
125		<b>Total Expenses Expenses</b>	-	-	-	-
126		<b>Statement of Activities Net Result</b>	-	-	-	-

	A	B	C	D	E	F
1						
2	O_B7000: Research & Economic Development Division					
3	Board of Trustees Report					
4	O_B7000: Research & Economic Development Division					
5				FY18	FY19	
6	<b>Fund Class - Source</b>	<b>Summary Level Natural Accounts</b>	<b>Budget</b>	<b>Actual through March</b>	<b>Budget</b>	<b>Variance FY18 Budget to FY19 Budget</b>
127		A_B4000 Tuition & Educational Fees	-	-	311,372	311,372
128		A_B4100 Sales of Goods & Services	-	-	-	-
129		A_B4300 Grants & Contracts	-	(16,054,747)	(18,327,316)	(18,327,316)
130		A_43501 Federal Appropriations	-	-	-	-
131		A_B4400 Other Operating Revenue	-	-	-	-
132		A_B5000 Non Operating Revenues	-	-	-	-
133		A_B5100 Appropriations	-	-	-	-
134		A_B5300 Gifts	-	-	-	-
135		A_B5500 Investment Income	-	-	-	-
136		A_B5600 Other Non Operating Revenues	-	(1,273,682)	3,752,379	3,752,379
137		Total_Revenue Revenue	-	(17,328,429)	(14,263,564)	(14,263,564)
138		A_B6000 Salaries, Wages & Benefits	-	5,373,796	11,684,679	11,684,679
139		A_B6200 Services & Fees	-	614,290	2,128,578	2,128,578
140		A_B6300 Travel	-	284,977	1,322,581	1,322,581
141	FC_B40 Restr	A_B6400 Supplies	-	669,214	2,130,086	2,130,086
142	Grants	A_B6450 Utilities	-	30,836	-	-
143		A_B6500 Repairs & Maintenance	-	12,478	-	-
144		A_B6550 Rentals & Leases	-	65,475	(5,166,225)	(5,166,225)
145		A_B6575 Interest Expense	-	-	-	-
146		A_B6600 Claims & Judgements	-	-	-	-
147		A_B6650 Other Expense	-	1,519,155	107,548	107,548
148		A_B6700 Subcontracts	-	402,007	8,296	8,296
149		A_B6900 Depreciation & Amortization	-	-	-	-
150		A_B7000 Capital Expense	-	13,764	-	-
151		A_B7200 Discontinued Operations	-	-	-	-
152		A_B7500 Other Non Operating Expenses	-	-	(100,212)	(100,212)
153		A_B7600 Internal Allocations & Sales	-	(186)	-	-
154		A_B7700 Funding Tranfers	-	-	-	-
155		Total_Expenses Expenses	-	8,985,806	12,115,332	12,115,332
156		Statement of Activities Net Result	-	(8,342,623)	(2,148,232)	(2,148,232)
157		A_B4000 Tuition & Educational Fees	-	-	-	-
158		A_B4100 Sales of Goods & Services	-	-	-	-
159		A_B4300 Grants & Contracts	-	-	-	-
160		A_43501 Federal Appropriations	-	-	-	-
161		A_B4400 Other Operating Revenue	-	-	-	-
162		A_B5000 Non Operating Revenues	-	-	-	-
163		A_B5100 Appropriations	-	-	-	-
164		A_B5300 Gifts	-	-	-	-
165		A_B5500 Investment Income	-	-	-	-
166		A_B5600 Other Non Operating Revenues	-	-	-	-
167		Total_Revenue Revenue	-	-	-	-
168		A_B6000 Salaries, Wages & Benefits	-	-	-	-
169		A_B6200 Services & Fees	-	-	-	-
170		A_B6300 Travel	-	-	-	-
171	FC_B45 Restr	A_B6400 Supplies	-	-	-	-
172	Govt Funds	A_B6450 Utilities	-	-	-	-
173		A_B6500 Repairs & Maintenance	-	-	-	-
174		A_B6550 Rentals & Leases	-	-	-	-
175		A_B6575 Interest Expense	-	-	-	-
176		A_B6600 Claims & Judgements	-	-	-	-
177		A_B6650 Other Expense	-	-	-	-
178		A_B6700 Subcontracts	-	-	-	-
179		A_B6900 Depreciation & Amortization	-	-	-	-
180		A_B7000 Capital Expense	-	-	-	-
181		A_B7200 Discontinued Operations	-	-	-	-
182		A_B7500 Other Non Operating Expenses	-	-	-	-
183		A_B7600 Internal Allocations & Sales	-	-	-	-
184		A_B7700 Funding Tranfers	-	-	-	-
185		Total_Expenses Expenses	-	-	-	-
186		Statement of Activities Net Result	-	-	-	-




	A	B	C	D	E	F	
1							
2	O_B8000: General Counsel Division						
3	Board of Trustees Report						
4	O_B8000: General Counsel Division						
5				FY18	FY19		
6	<b>Fund Class - Source</b>	<b>Summary Level Natural Accounts</b>	<b>Budget</b>	<b>Actual through March</b>	<b>Budget</b>	<b>Variance FY18 Budget to FY19 Budget</b>	
7	FC_105 Unrestricted Operating Class	A_B4000 Tuition & Educational Fees	-	(23,324)	-	-	
8		A_B4100 Sales of Goods & Services	-	-	-	-	
9		A_B4300 Grants & Contracts	-	-	-	-	
10		A_43501 Federal Appropriations	-	-	-	-	
11		A_B4400 Other Operating Revenue	-	(163,192)	-	-	
12		A_B5000 Non Operating Revenues	-	-	-	-	
13		A_B5100 Appropriations	-	-	-	-	
14		A_B5300 Gifts	-	-	-	-	
15		A_B5500 Investment Income	-	-	-	-	
16		A_B5600 Other Non Operating Revenues	-	-	-	-	
17			<b>Total_Revenue Revenue</b>	-	(186,516)	-	-
18			A_B6000 Salaries, Wages & Benefits	1,389,053	921,776	1,224,632	(164,421)
19			A_B6200 Services & Fees	1,966,140	2,009,160	1,960,951	(5,189)
20			A_B6300 Travel	10,092	10,630	9,400	(692)
21			A_B6400 Supplies	77,275	9,866	59,731	(17,543)
22			A_B6450 Utilities	623	-	-	(623)
23			A_B6500 Repairs & Maintenance	3,996	40,093	-	(3,996)
24			A_B6550 Rentals & Leases	2,145	-	-	(2,145)
25			A_B6575 Interest Expense	-	-	-	-
26			A_B6600 Claims & Judgements	430,000	398,805	393,361	(36,639)
27			A_B6650 Other Expense	14,633	22,086	20,435	5,802
28			A_B6700 Subcontracts	-	34	-	-
29			A_B6900 Depreciation & Amortization	-	-	-	-
30			A_B7000 Capital Expense	-	-	-	-
31			A_B7200 Discontinued Operations	-	-	-	-
32			A_B7500 Other Non Operating Expenses	-	-	-	-
33			A_B7600 Internal Allocations & Sales	-	(539,291)	(304,655)	(304,655)
34			A_B7700 Funding Tranfers	-	-	-	-
35			<b>Total_Expenses Expenses</b>	3,893,957	2,873,159	3,363,856	(530,102)
36			<b>Statement of Activities Net Result</b>	3,893,957	2,686,643	3,363,856	(530,102)
37		FC_B20 Designated Op	A_B4000 Tuition & Educational Fees	(55,000)	(25,306)	(55,000)	-
38			A_B4100 Sales of Goods & Services	-	-	-	-
39			A_B4300 Grants & Contracts	-	-	-	-
40			A_43501 Federal Appropriations	-	-	-	-
41			A_B4400 Other Operating Revenue	-	-	-	-
42			A_B5000 Non Operating Revenues	-	-	-	-
43	A_B5100 Appropriations		-	-	-	-	
44	A_B5300 Gifts		-	-	-	-	
45	A_B5500 Investment Income		-	-	-	-	
46	A_B5600 Other Non Operating Revenues		-	-	-	-	
47			<b>Total_Revenue Revenue</b>	(55,000)	(25,306)	(55,000)	-
48			A_B6000 Salaries, Wages & Benefits	45,674	21,058	45,674	0
49			A_B6200 Services & Fees	-	-	-	-
50			A_B6300 Travel	-	-	-	-
51			A_B6400 Supplies	9,326	-	6,924	(2,402)
52			A_B6450 Utilities	-	-	-	-
53			A_B6500 Repairs & Maintenance	-	-	-	-
54			A_B6550 Rentals & Leases	-	-	-	-
55			A_B6575 Interest Expense	-	-	-	-
56			A_B6600 Claims & Judgements	-	-	-	-
57			A_B6650 Other Expense	-	-	-	-
58			A_B6700 Subcontracts	-	-	-	-
59			A_B6900 Depreciation & Amortization	-	-	-	-
60			A_B7000 Capital Expense	-	-	-	-
61			A_B7200 Discontinued Operations	-	-	-	-
62			A_B7500 Other Non Operating Expenses	-	-	-	-
63			A_B7600 Internal Allocations & Sales	-	(247)	984	984
64			A_B7700 Funding Tranfers	-	-	-	-
65			<b>Total_Expenses Expenses</b>	55,000	20,811	53,582	(1,418)
66			<b>Statement of Activities Net Result</b>	-	(4,495)	(1,418)	(1,418)


	A	B	C	D	E	F
1						
2	O_B8000: General Counsel Division					
3	Board of Trustees Report					
4	O_B8000: General Counsel Division					
5			FY18		FY19	
6	<b>Fund Class - Source</b>	<b>Summary Level Natural Accounts</b>	<b>Budget</b>	<b>Actual through March</b>	<b>Budget</b>	<b>Variance FY18 Budget to FY19 Budget</b>
67		A_B4000 Tuition & Educational Fees	-	-	-	-
68		A_B4100 Sales of Goods & Services	-	-	-	-
69		A_B4300 Grants & Contracts	-	-	-	-
70		A_43501 Federal Appropriations	-	-	-	-
71		A_B4400 Other Operating Revenue	-	-	-	-
72		A_B5000 Non Operating Revenues	-	-	-	-
73		A_B5100 Appropriations	-	-	-	-
74		A_B5300 Gifts	-	-	-	-
75		A_B5500 Investment Income	-	-	-	-
76		A_B5600 Other Non Operating Revenues	-	-	-	-
77		Total_Revenue Revenue	-	-	-	-
78		A_B6000 Salaries, Wages & Benefits	-	-	-	-
79		A_B6200 Services & Fees	-	-	-	-
80		A_B6300 Travel	-	-	-	-
81	FC_B30 Restr	A_B6400 Supplies	-	-	-	-
82	Expendable Op	A_B6450 Utilities	-	-	-	-
83		A_B6500 Repairs & Maintenance	-	-	-	-
84		A_B6550 Rentals & Leases	-	-	-	-
85		A_B6575 Interest Expense	-	-	-	-
86		A_B6600 Claims & Judgements	-	-	-	-
87		A_B6650 Other Expense	-	-	-	-
88		A_B6700 Subcontracts	-	-	-	-
89		A_B6900 Depreciation & Amortization	-	-	-	-
90		A_B7000 Capital Expense	-	-	-	-
91		A_B7200 Discontinued Operations	-	-	-	-
92		A_B7500 Other Non Operating Expenses	-	-	-	-
93		A_B7600 Internal Allocations & Sales	-	-	-	-
94		A_B7700 Funding Tranfers	-	-	-	-
95		Total_Expenses Expenses	-	-	-	-
96		Statement of Activities Net Result	-	-	-	-
97		A_B4000 Tuition & Educational Fees	-	-	-	-
98		A_B4100 Sales of Goods & Services	-	-	-	-
99		A_B4300 Grants & Contracts	-	-	-	-
100		A_43501 Federal Appropriations	-	-	-	-
101		A_B4400 Other Operating Revenue	-	-	-	-
102		A_B5000 Non Operating Revenues	-	-	-	-
103		A_B5100 Appropriations	-	-	-	-
104		A_B5300 Gifts	-	-	-	-
105		A_B5500 Investment Income	-	-	-	-
106		A_B5600 Other Non Operating Revenues	-	-	-	-
107		Total_Revenue Revenue	-	-	-	-
108		A_B6000 Salaries, Wages & Benefits	-	-	-	-
109		A_B6200 Services & Fees	-	-	-	-
110		A_B6300 Travel	-	-	-	-
111	FC_B35 Restr	A_B6400 Supplies	-	-	-	-
112	Expendable Non Op	A_B6450 Utilities	-	-	-	-
113		A_B6500 Repairs & Maintenance	-	-	-	-
114		A_B6550 Rentals & Leases	-	-	-	-
115		A_B6575 Interest Expense	-	-	-	-
116		A_B6600 Claims & Judgements	-	-	-	-
117		A_B6650 Other Expense	-	-	-	-
118		A_B6700 Subcontracts	-	-	-	-
119		A_B6900 Depreciation & Amortization	-	-	-	-
120		A_B7000 Capital Expense	-	-	-	-
121		A_B7200 Discontinued Operations	-	-	-	-
122		A_B7500 Other Non Operating Expenses	-	-	-	-
123		A_B7600 Internal Allocations & Sales	-	-	-	-
124		A_B7700 Funding Tranfers	-	-	-	-
125		Total_Expenses Expenses	-	-	-	-
126		Statement of Activities Net Result	-	-	-	-

	A	B	C	D	E	F
1						
2	O_B8000: General Counsel Division					
3	Board of Trustees Report					
4	O_B8000: General Counsel Division					
5			FY18		FY19	
6	<b>Fund Class - Source</b>	<b>Summary Level Natural Accounts</b>	<b>Budget</b>	<b>Actual through March</b>	<b>Budget</b>	<b>Variance FY18 Budget to FY19 Budget</b>
127		A_B4000 Tuition & Educational Fees	-	-	-	-
128		A_B4100 Sales of Goods & Services	-	-	-	-
129		A_B4300 Grants & Contracts	-	-	-	-
130		A_43501 Federal Appropriations	-	-	-	-
131		A_B4400 Other Operating Revenue	-	-	-	-
132		A_B5000 Non Operating Revenues	-	-	-	-
133		A_B5100 Appropriations	-	-	-	-
134		A_B5300 Gifts	-	-	-	-
135		A_B5500 Investment Income	-	-	-	-
136		A_B5600 Other Non Operating Revenues	-	-	-	-
137		Total_Revenue Revenue	-	-	-	-
138		A_B6000 Salaries, Wages & Benefits	-	-	-	-
139		A_B6200 Services & Fees	-	-	-	-
140		A_B6300 Travel	-	-	-	-
141	FC_B40 Restr	A_B6400 Supplies	-	-	-	-
142	Grants	A_B6450 Utilities	-	-	-	-
143		A_B6500 Repairs & Maintenance	-	-	-	-
144		A_B6550 Rentals & Leases	-	-	-	-
145		A_B6575 Interest Expense	-	-	-	-
146		A_B6600 Claims & Judgements	-	-	-	-
147		A_B6650 Other Expense	-	-	-	-
148		A_B6700 Subcontracts	-	-	-	-
149		A_B6900 Depreciation & Amortization	-	-	-	-
150		A_B7000 Capital Expense	-	-	-	-
151		A_B7200 Discontinued Operations	-	-	-	-
152		A_B7500 Other Non Operating Expenses	-	-	-	-
153		A_B7600 Internal Allocations & Sales	-	-	-	-
154		A_B7700 Funding Tranfers	-	-	-	-
155		Total_Expenses Expenses	-	-	-	-
156		Statement of Activities Net Result	-	-	-	-
157		A_B4000 Tuition & Educational Fees	-	-	-	-
158		A_B4100 Sales of Goods & Services	-	-	-	-
159		A_B4300 Grants & Contracts	-	-	-	-
160		A_43501 Federal Appropriations	-	-	-	-
161		A_B4400 Other Operating Revenue	-	-	-	-
162		A_B5000 Non Operating Revenues	-	-	-	-
163		A_B5100 Appropriations	-	-	-	-
164		A_B5300 Gifts	-	-	-	-
165		A_B5500 Investment Income	-	-	-	-
166		A_B5600 Other Non Operating Revenues	-	-	-	-
167		Total_Revenue Revenue	-	-	-	-
168		A_B6000 Salaries, Wages & Benefits	-	-	-	-
169		A_B6200 Services & Fees	-	-	-	-
170		A_B6300 Travel	-	-	-	-
171	FC_B45 Restr	A_B6400 Supplies	-	-	-	-
172	Govt Funds	A_B6450 Utilities	-	-	-	-
173		A_B6500 Repairs & Maintenance	-	-	-	-
174		A_B6550 Rentals & Leases	-	-	-	-
175		A_B6575 Interest Expense	-	-	-	-
176		A_B6600 Claims & Judgements	-	-	-	-
177		A_B6650 Other Expense	-	-	-	-
178		A_B6700 Subcontracts	-	-	-	-
179		A_B6900 Depreciation & Amortization	-	-	-	-
180		A_B7000 Capital Expense	-	-	-	-
181		A_B7200 Discontinued Operations	-	-	-	-
182		A_B7500 Other Non Operating Expenses	-	-	-	-
183		A_B7600 Internal Allocations & Sales	-	-	-	-
184		A_B7700 Funding Tranfers	-	-	-	-
185		Total_Expenses Expenses	-	-	-	-
186		Statement of Activities Net Result	-	-	-	-





	A	B	C	D	E	F	
1							
2	O_B9000: Intercollegiate Athletics Division						
3	Board of Trustees Report						
4	O_B9000: Intercollegiate Athletics Division						
5			FY18		FY19		
6	<b>Fund Class - Source</b>	<b>Summary Level Natural Accounts</b>	<b>Budget</b>	<b>Actual through March</b>	<b>Budget</b>	<b>Variance FY18 Budget to FY19 Budget</b>	
7	FC_105 Unrestricted Operating Class	A_B4000 Tuition & Educational Fees	5,258,451	3,478,976	3,621,366	(1,637,085)	
8		A_B4100 Sales of Goods & Services	(13,826,820)	(7,262,273)	(10,782,645)	3,044,175	
9		A_B4300 Grants & Contracts	-	-	-	-	
10		A_43501 Federal Appropriations	-	-	-	-	
11		A_B4400 Other Operating Revenue	(226,200)	(1,811,858)	(2,958,050)	(2,731,850)	
12		A_B5000 Non Operating Revenues	-	-	-	-	
13		A_B5100 Appropriations	(4,000,000)	-	(5,050,000)	(1,050,000)	
14		A_B5300 Gifts	-	(404,185)	-	-	
15		A_B5500 Investment Income	(200,000)	-	-	200,000	
16		A_B5600 Other Non Operating Revenues	-	-	-	-	
17			<b>Total_Revenue Revenue</b>	<b>(12,994,569)</b>	<b>(5,999,340)</b>	<b>(15,169,329)</b>	<b>(2,174,760)</b>
18			A_B6000 Salaries, Wages & Benefits	16,389,438	11,937,654	17,367,064	977,627
19			A_B6200 Services & Fees	2,617,655	2,660,805	3,269,798	652,143
20			A_B6300 Travel	3,366,838	2,926,981	2,950,162	(416,676)
21			A_B6400 Supplies	1,822,953	1,510,751	2,350,623	527,670
22			A_B6450 Utilities	-	17,188	-	-
23			A_B6500 Repairs & Maintenance	518,165	147,817	240,818	(277,347)
24			A_B6550 Rentals & Leases	47,600	114,034	47,600	-
25			A_B6575 Interest Expense	-	-	-	-
26			A_B6600 Claims & Judgements	-	-	-	-
27			A_B6650 Other Expense	2,889,044	2,113,702	2,830,209	(58,835)
28			A_B6700 Subcontracts	-	-	-	-
29			A_B6900 Depreciation & Amortization	-	-	-	-
30			A_B7000 Capital Expense	-	-	-	-
31			A_B7200 Discontinued Operations	-	-	-	-
32			A_B7500 Other Non Operating Expenses	450,000	(1,320)	700,000	250,000
33			A_B7600 Internal Allocations & Sales	-	1,136,234	492,815	492,815
34			A_B7700 Funding Tranfers	(2,200,600)	(1,379,610)	(2,048,853)	151,747
35			<b>Total_Expenses Expenses</b>	<b>25,901,093</b>	<b>21,184,236</b>	<b>28,200,236</b>	<b>2,299,144</b>
36			<b>Statement of Activities Net Result</b>	<b>12,906,524</b>	<b>15,184,895</b>	<b>13,030,907</b>	<b>124,383</b>
37		FC_B20 Designated Op	A_B4000 Tuition & Educational Fees	-	-	-	-
38			A_B4100 Sales of Goods & Services	-	-	-	-
39			A_B4300 Grants & Contracts	-	-	-	-
40			A_43501 Federal Appropriations	-	-	-	-
41			A_B4400 Other Operating Revenue	-	-	-	-
42			A_B5000 Non Operating Revenues	-	-	-	-
43	A_B5100 Appropriations		-	-	-	-	
44	A_B5300 Gifts		-	-	-	-	
45	A_B5500 Investment Income		-	-	-	-	
46	A_B5600 Other Non Operating Revenues		-	-	-	-	
47			<b>Total_Revenue Revenue</b>	<b>-</b>	<b>-</b>	<b>-</b>	<b>-</b>
48			A_B6000 Salaries, Wages & Benefits	-	-	-	-
49			A_B6200 Services & Fees	-	-	-	-
50			A_B6300 Travel	-	-	-	-
51			A_B6400 Supplies	-	-	-	-
52			A_B6450 Utilities	-	-	-	-
53			A_B6500 Repairs & Maintenance	-	-	-	-
54			A_B6550 Rentals & Leases	-	-	-	-
55			A_B6575 Interest Expense	-	-	-	-
56			A_B6600 Claims & Judgements	-	-	-	-
57			A_B6650 Other Expense	-	-	-	-
58			A_B6700 Subcontracts	-	-	-	-
59			A_B6900 Depreciation & Amortization	-	-	-	-
60			A_B7000 Capital Expense	-	-	-	-
61			A_B7200 Discontinued Operations	-	-	-	-
62			A_B7500 Other Non Operating Expenses	-	-	-	-
63			A_B7600 Internal Allocations & Sales	-	-	-	-
64			A_B7700 Funding Tranfers	-	-	-	-
65			<b>Total_Expenses Expenses</b>	<b>-</b>	<b>-</b>	<b>-</b>	<b>-</b>
66			<b>Statement of Activities Net Result</b>	<b>-</b>	<b>-</b>	<b>-</b>	<b>-</b>

	A	B	C	D	E	F
1						
2	O_B9000: Intercollegiate Athletics Division					
3	Board of Trustees Report					
4	O_B9000: Intercollegiate Athletics Division					
5			FY18		FY19	
6	<b>Fund Class - Source</b>	<b>Summary Level Natural Accounts</b>	<b>Budget</b>	<b>Actual through March</b>	<b>Budget</b>	<b>Variance FY18 Budget to FY19 Budget</b>
67		A_B4000 Tuition & Educational Fees	-	206,429	679,391	679,391
68		A_B4100 Sales of Goods & Services	-	-	-	-
69		A_B4300 Grants & Contracts	-	-	-	-
70		A_43501 Federal Appropriations	-	-	-	-
71		A_B4400 Other Operating Revenue	-	-	-	-
72		A_B5000 Non Operating Revenues	-	-	-	-
73		A_B5100 Appropriations	-	-	-	-
74		A_B5300 Gifts	-	(71,028)	(1,609,499)	(1,609,499)
75		A_B5500 Investment Income	-	-	-	-
76		A_B5600 Other Non Operating Revenues	-	-	-	-
77		<b>Total_Revenue Revenue</b>	-	135,401	(930,108)	(930,108)
78		A_B6000 Salaries, Wages & Benefits	-	572,548	847,847	847,847
79		A_B6200 Services & Fees	-	59,700	-	-
80		A_B6300 Travel	-	5,644	17,000	17,000
81	FC_B30 Restr	A_B6400 Supplies	-	-	-	-
82	Expendable Op	A_B6450 Utilities	-	-	-	-
83		A_B6500 Repairs & Maintenance	-	-	250,000	250,000
84		A_B6550 Rentals & Leases	-	-	-	-
85		A_B6575 Interest Expense	-	-	-	-
86		A_B6600 Claims & Judgements	-	-	-	-
87		A_B6650 Other Expense	-	-	-	-
88		A_B6700 Subcontracts	-	-	-	-
89		A_B6900 Depreciation & Amortization	-	-	-	-
90		A_B7000 Capital Expense	-	-	-	-
91		A_B7200 Discontinued Operations	-	-	-	-
92		A_B7500 Other Non Operating Expenses	-	-	-	-
93		A_B7600 Internal Allocations & Sales	-	2,695	-	-
94		A_B7700 Funding Tranfers	-	-	(184,739)	(184,739)
95		<b>Total_Expenses Expenses</b>	-	640,587	930,108	930,108
96		<b>Statement of Activities Net Result</b>	-	775,988	-	-
97		A_B4000 Tuition & Educational Fees	-	-	-	-
98		A_B4100 Sales of Goods & Services	-	-	-	-
99		A_B4300 Grants & Contracts	-	-	-	-
100		A_43501 Federal Appropriations	-	-	-	-
101		A_B4400 Other Operating Revenue	-	-	-	-
102		A_B5000 Non Operating Revenues	-	-	-	-
103		A_B5100 Appropriations	-	-	-	-
104		A_B5300 Gifts	-	(24,090)	-	-
105		A_B5500 Investment Income	-	-	-	-
106		A_B5600 Other Non Operating Revenues	-	-	-	-
107		<b>Total_Revenue Revenue</b>	-	(24,090)	-	-
108		A_B6000 Salaries, Wages & Benefits	-	-	-	-
109		A_B6200 Services & Fees	-	6,000	-	-
110		A_B6300 Travel	-	-	-	-
111	FC_B35 Restr	A_B6400 Supplies	-	5,863	-	-
112	Expendable Non Op	A_B6450 Utilities	-	-	-	-
113		A_B6500 Repairs & Maintenance	-	-	-	-
114		A_B6550 Rentals & Leases	-	-	-	-
115		A_B6575 Interest Expense	-	-	-	-
116		A_B6600 Claims & Judgements	-	-	-	-
117		A_B6650 Other Expense	-	-	-	-
118		A_B6700 Subcontracts	-	-	-	-
119		A_B6900 Depreciation & Amortization	-	-	-	-
120		A_B7000 Capital Expense	-	8,441	-	-
121		A_B7200 Discontinued Operations	-	-	-	-
122		A_B7500 Other Non Operating Expenses	-	-	-	-
123		A_B7600 Internal Allocations & Sales	-	244,868	-	-
124		A_B7700 Funding Tranfers	-	-	-	-
125		<b>Total_Expenses Expenses</b>	-	265,172	-	-
126		<b>Statement of Activities Net Result</b>	-	241,082	-	-

	A	B	C	D	E	F
1						
2	O_B9000: Intercollegiate Athletics Division					
3	Board of Trustees Report					
4	O_B9000: Intercollegiate Athletics Division					
5			FY18		FY19	
6	<b>Fund Class - Source</b>	<b>Summary Level Natural Accounts</b>	<b>Budget</b>	<b>Actual through March</b>	<b>Budget</b>	<b>Variance FY18 Budget to FY19 Budget</b>
127		A_B4000 Tuition & Educational Fees	-	-	-	-
128		A_B4100 Sales of Goods & Services	-	-	-	-
129		A_B4300 Grants & Contracts	-	-	-	-
130		A_43501 Federal Appropriations	-	-	-	-
131		A_B4400 Other Operating Revenue	-	-	-	-
132		A_B5000 Non Operating Revenues	-	-	-	-
133		A_B5100 Appropriations	-	-	-	-
134		A_B5300 Gifts	-	-	-	-
135		A_B5500 Investment Income	-	-	-	-
136		A_B5600 Other Non Operating Revenues	-	-	-	-
137		Total_Revenue Revenue	-	-	-	-
138		A_B6000 Salaries, Wages & Benefits	-	-	-	-
139		A_B6200 Services & Fees	-	-	-	-
140		A_B6300 Travel	-	-	-	-
141	FC_B40 Restr	A_B6400 Supplies	-	-	-	-
142	Grants	A_B6450 Utilities	-	-	-	-
143		A_B6500 Repairs & Maintenance	-	-	-	-
144		A_B6550 Rentals & Leases	-	-	-	-
145		A_B6575 Interest Expense	-	-	-	-
146		A_B6600 Claims & Judgements	-	-	-	-
147		A_B6650 Other Expense	-	-	-	-
148		A_B6700 Subcontracts	-	-	-	-
149		A_B6900 Depreciation & Amortization	-	-	-	-
150		A_B7000 Capital Expense	-	-	-	-
151		A_B7200 Discontinued Operations	-	-	-	-
152		A_B7500 Other Non Operating Expenses	-	-	-	-
153		A_B7600 Internal Allocations & Sales	-	-	-	-
154		A_B7700 Funding Tranfers	-	-	-	-
155		Total_Expenses Expenses	-	-	-	-
156		Statement of Activities Net Result	-	-	-	-
157		A_B4000 Tuition & Educational Fees	-	-	-	-
158		A_B4100 Sales of Goods & Services	-	-	-	-
159		A_B4300 Grants & Contracts	-	-	-	-
160		A_43501 Federal Appropriations	-	-	-	-
161		A_B4400 Other Operating Revenue	-	-	-	-
162		A_B5000 Non Operating Revenues	-	-	-	-
163		A_B5100 Appropriations	-	-	-	-
164		A_B5300 Gifts	-	-	-	-
165		A_B5500 Investment Income	-	-	-	-
166		A_B5600 Other Non Operating Revenues	-	-	-	-
167		Total_Revenue Revenue	-	-	-	-
168		A_B6000 Salaries, Wages & Benefits	-	-	-	-
169		A_B6200 Services & Fees	-	-	-	-
170		A_B6300 Travel	-	-	-	-
171	FC_B45 Restr	A_B6400 Supplies	-	-	-	-
172	Govt Funds	A_B6450 Utilities	-	-	-	-
173		A_B6500 Repairs & Maintenance	-	-	-	-
174		A_B6550 Rentals & Leases	-	-	-	-
175		A_B6575 Interest Expense	-	-	-	-
176		A_B6600 Claims & Judgements	-	-	-	-
177		A_B6650 Other Expense	-	-	-	-
178		A_B6700 Subcontracts	-	-	-	-
179		A_B6900 Depreciation & Amortization	-	-	-	-
180		A_B7000 Capital Expense	-	-	-	-
181		A_B7200 Discontinued Operations	-	-	-	-
182		A_B7500 Other Non Operating Expenses	-	-	-	-
183		A_B7600 Internal Allocations & Sales	-	-	-	-
184		A_B7700 Funding Tranfers	-	-	-	-
185		Total_Expenses Expenses	-	-	-	-
186		Statement of Activities Net Result	-	-	-	-